

DIAGRAM CALCULUS FOR AN AFFINE C TEMPERLEY–LIEB ALGEBRA, I

DANA C. ERNST

ABSTRACT. In this paper, we present an infinite dimensional associative diagram algebra that satisfies the relations of the generalized Temperley–Lieb algebra having a basis indexed by the fully commutative elements (in the sense of Stembridge) of the Coxeter group of type affine C . Moreover, we provide an explicit description of a basis for the diagram algebra. In the sequel to this paper, we show that this diagrammatic representation is faithful. The results of this paper and its sequel will be used to construct a Jones-type trace on the Hecke algebra of type affine C , allowing us to non-recursively compute leading coefficients of certain Kazhdan–Lusztig polynomials.

1. INTRODUCTION

The (type A) Temperley–Lieb algebra $TL(A)$, invented by H.N.V. Temperley and E.H. Lieb in 1971 [22], is a finite dimensional associative algebra which first arose in the context of statistical mechanics. R. Penrose and L.H. Kauffman showed that this algebra can be realized as a certain diagram algebra [17, 20]. A diagram algebra is an associative algebra with a basis given by certain diagrams, in which the multiplication rule in the algebra is given by applying local combinatorial rules to the diagrams.

In 1987, V.F.R. Jones showed that the (type A) Temperley–Lieb algebra occurs naturally as a quotient of the type A Hecke algebra, $\mathcal{H}(A)$ [15]. If (W, S) is Coxeter system of type Γ , the associated Hecke algebra $\mathcal{H}(\Gamma)$ is an algebra with a basis given by $\{T_w : w \in W\}$ and relations that deform the relations of W by a parameter q . The realization of the Temperley–Lieb algebra as a Hecke algebra quotient was generalized by J.J. Graham in [5] to the case of an arbitrary Coxeter system, which we denote by $TL(\Gamma)$. In Section 2.3, we define $TL(\Gamma)$ in terms of generators and relations and describe a special basis, called the “monomial basis,” which is indexed by the fully commutative elements (defined in Section 2.2) of the underlying Coxeter group.

The goal of this paper is to introduce a diagrammatic representation of the Temperley–Lieb algebra (in the sense of Graham) of type \tilde{C} . The motivation behind this is that a realization of $TL(\tilde{C}_n)$ can be of great value when it comes to understanding the otherwise purely abstract algebraic structure of the algebra.

In this paper, we construct an infinite dimensional associative diagram algebra \mathbb{D}_n that satisfies the relations of $TL(\tilde{C}_n)$. In Sections 3 and 4, we establish our notation and introduce all of the necessary terminology required to define \mathbb{D}_n , and once this has been done it is trivial to verify that the relations of $TL(\tilde{C}_n)$ are satisfied and that there is a surjective algebra homomorphism from $TL(\tilde{C}_n)$ to \mathbb{D}_n (Proposition 4.2.2). However, the issue of injectivity will be resolved in the sequel to this paper.

It is worth noting that our development in Section 3 describes a framework for constructing a large class of diagram algebras and is more general than what often appears in the literature. The hope is that the work here will provide insight into what happens in the general case.

One of the major obstacles to proving that our diagrammatic representation is faithful is having a description of a basis for \mathbb{D}_n . In Section 5.1, we define the \tilde{C} -admissible diagrams by providing a combinatorial description of the allowable edge configurations involving diagram decorations. In

Date: May 29, 2019.

2000 Mathematics Subject Classification. 20F55, 20C08, 57M15.

Section 5.2, we briefly describe how \mathbb{D}_n and the \tilde{C} -admissible diagrams are related to the known diagrammatic representations of the Temperley–Lieb algebra of type B [7, 8]. Our main result (Theorem 6.4.3) comes at the end of a sequence of technical lemmas and states that the \tilde{C} -admissible diagrams form a basis for \mathbb{D}_n . Lastly, in Section 7, we discuss the implications of our results, and future research.

This paper is an adaptation of chapters 6–9 of the author’s 2008 PhD thesis, titled *A diagrammatic representation of an affine C Temperley–Lieb algebra* [2], which was directed by Richard M. Green at the University of Colorado at Boulder. However, some of the notation has been improved and some of the arguments have been streamlined. Chapter 10 of the author’s thesis is concerned with proving that the diagrammatic representation that we establish in this paper is faithful and that each \tilde{C} -admissible diagram corresponds to a unique monomial basis element of $TL(\tilde{C}_n)$. This will be the focus of the sequel to this paper.

2. TEMPERLEY–LIEB ALGEBRAS

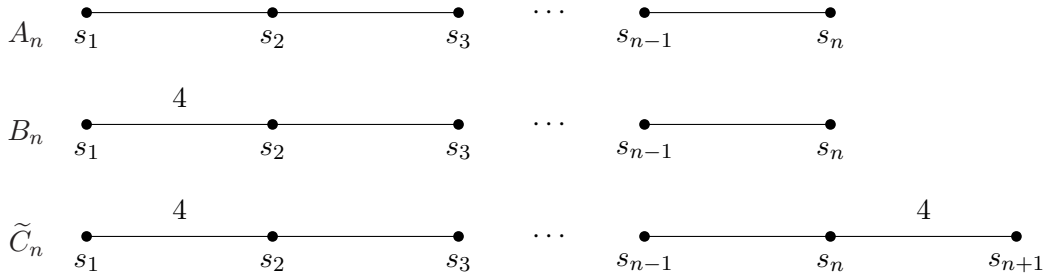
2.1. Coxeter groups. A *Coxeter system* is pair (W, S) consisting of a distinguished (finite) set S of generating involutions and a group W , called a *Coxeter group*, with presentation

$$W = \langle S : (st)^{m(s,t)} = 1 \text{ for } m(s,t) < \infty \rangle,$$

where $m(s,s) = 1$ and $m(s,t) = m(t,s)$. It turns out that the elements of S are distinct as group elements, and that $m(s,t)$ is the order of st . Any minimum length expression for $w \in W$ in terms of the generators is called a *reduced expression* (all reduced expressions for w have the same length).

Given a Coxeter system (W, S) , the associated *Coxeter graph* is the graph Γ with vertex set S and edges $\{s, t\}$ labeled with $m(s, t)$ for all $m(s, t) \geq 3$. If $m(s, t) = 3$, it is customary to leave the corresponding edge unlabeled. Given a Coxeter graph Γ , we can uniquely reconstruct the corresponding Coxeter system (W, S) . In this case, we say that the corresponding Coxeter system is of type Γ , and denote the Coxeter group and distinguished generating set by $W(\Gamma)$ and $S(\Gamma)$, respectively.

This paper will be primarily concerned with the Coxeter systems of types A_n , B_n and \tilde{C}_n (pronounced “affine C ”), which are defined by the following Coxeter graphs, where $n \geq 2$.



We can obtain $W(B_n)$ from $W(\tilde{C}_n)$ by removing the generator s_{n+1} and the corresponding relations [14, Chapter 5]. We also obtain a Coxeter group of type B if we remove the generator s_1 and the corresponding relations. To distinguish these two cases, we let $W(B_n)$ denote the subgroup of $W(\tilde{C}_n)$ generated by $\{s_1, s_2, \dots, s_n\}$ and we let $W(B'_n)$ denote the subgroup of $W(\tilde{C}_n)$ generated by $\{s_2, s_3, \dots, s_{n+1}\}$. It is well-known that $W(\tilde{C}_n)$ is an infinite Coxeter group while $W(B_n)$ and $W(B'_n)$ are both finite [14, Chapters 2 and 6].

2.2. Fully commutative elements. Let (W, S) be a Coxeter system of type Γ and let $w \in W$. According to Stembridge [21], w is *fully commutative* if and only if no reduced expression for w contains a subword of the form $sts \dots$ of length $m(s, t) \geq 3$. The set of all fully commutative elements of W is denoted by $FC(W)$ or $FC(\Gamma)$.

Remark 2.2.1. The elements of $\text{FC}(\tilde{C}_n)$ are precisely those whose reduced expressions avoid subwords of the following types:

- (1) $s_i s_j s_i$ for $|i - j| = 1$ and $1 < i, j < n + 1$;
- (2) $s_i s_j s_i s_j$ for $\{i, j\} = \{1, 2\}$ or $\{n, n + 1\}$.

The fully commutative elements of $W(B_n)$ and $W(B'_n)$ avoid the respective subwords above.

By [21, Theorem 5.1], $W(\tilde{C}_n)$ contains an infinite number of fully commutative elements, while $W(B_n)$ (and hence $W(B'_n)$) contains finitely many. There are examples of infinite Coxeter groups that contain a finite number of fully commutative elements.

2.3. Generalized Temperley–Lieb algebras. Given a Coxeter graph Γ , we can form an associative algebra, $TL(\Gamma)$ (in the sense of Graham [5]), which we call the *(generalized) Temperley–Lieb algebra* of type Γ . For our purposes it will suffice to define $TL(\Gamma)$ in terms of generators and relations. We follow [5] and [9].

For our generating set, we take the set $\{b_s : s \in S(\Gamma)\}$. To define our relations, we required the following definition.

Definition 2.3.1. Let $\{P_k(x)\}_{k \in \mathbb{N}}$ be the sequence of polynomials defined by the conditions $P_0(x) = 1$, $P_1(x) = x$, and the recurrence relation $P_{k+1}(x) = xP_k(x) - P_{k-1}(x)$ for $k > 1$.

The polynomials $P_k(2x)$ are sometimes called “type II Chebyshev polynomials.” If $f(x) \in \mathbb{Z}[x]$, we define $f_b^{s,t}(x)$ to be the expression given by the linear extension of the map sending x^k to the product

$$\underbrace{b_s b_t \cdots}_{k \text{ factors}}$$

of alternating factors starting with b_s . For example, if $f(x) = x^2 - 1$, then $f_b^{s,t}(x) = b_s b_t - 1$.

We are using [9, Proposition 2.6] (also see [5, Proposition 9.5]) as our definition of $TL(\Gamma)$.

Definition 2.3.2. We define the *(generalized) Temperley–Lieb algebra*, $TL(\Gamma)$, to be the $\mathbb{Z}[\delta]$ -algebra generated as a unital algebra by $\{b_s : s \in S(\Gamma)\}$ and relations

- (1) $b_s^2 = \delta b_s$ for all $s \in S(\Gamma)$;
- (2) $b_s b_t = b_t b_s$ if $m(s, t) = 2$;
- (3) $(xU_{m-1})_b^{s,t}(x) = 0$ if $2 < m = m(s, t) < \infty$;

where δ is an indeterminate.

Remark 2.3.3. If $m(s, t) = 3$, then the last relation above becomes $b_s b_t b_s - b_s = 0$. Likewise, if $m(s, t) = 4$, we have $b_s b_t b_s b_t - 2b_s b_t = 0$. This implies that $TL(\tilde{C}_n)$ is generated as a unital algebra by $\{b_1, b_2, \dots, b_{n+1}\}$ with defining relations

- (1) $b_i^2 = \delta b_i$ for all i ;
- (2) $b_i b_j = b_j b_i$ if $|i - j| > 1$;
- (3) $b_i b_j b_i = b_i$ if $|i - j| = 1$ and $1 < i, j < n + 1$;
- (4) $b_i b_j b_i b_j = 2b_i b_j$ if $\{i, j\} = \{1, 2\}$ or $\{n, n + 1\}$.

In addition, $TL(B_n)$ (respectively, $TL(B'_n)$) is generated as a unital algebra by $\{b_1, b_2, \dots, b_n\}$ (respectively, $\{b_2, b_3, \dots, b_{n+1}\}$) with the corresponding relations above. It is known that we can consider $TL(B_n)$ and $TL(B'_n)$ as subalgebras of $TL(\tilde{C}_n)$ in the obvious way.

Let (W, S) be a Coxeter system of type Γ and suppose that $w = s_{x_1} s_{x_2} \cdots s_{x_r}$ is a reduced expression for $w \in \text{FC}(W)$, where each $s_{x_i} \in S$. Define the element $b_w \in TL(\Gamma)$ via

$$b_w = b_{s_{x_1}} b_{s_{x_2}} \cdots b_{s_{x_r}}.$$

It is well-known (and follows from [9, Proposition 2.4]) that the set $\{b_w : w \in \text{FC}(\Gamma)\}$ forms a $\mathbb{Z}[\delta]$ -basis for $TL(\Gamma)$. This basis is referred to as the *monomial basis* or “ b -basis.”

Remark 2.3.4. If (W, S) is Coxeter system of type Γ , the associated Hecke algebra $\mathcal{H}(\Gamma)$ is an algebra with a basis given by $\{T_w : w \in W\}$ and relations that deform the relations of W by a parameter q . Our generalized Temperley–Lieb algebra $TL(\Gamma)$ is a particular quotient of $\mathcal{H}(\Gamma)$, having several bases indexed by the fully commutative elements of W [5, Theorem 6.2]. Except for in the case of type A , there are many Temperley–Lieb type quotients that appear in the literature. That is, some authors define a Temperley–Lieb algebra to be a different quotient of $\mathcal{H}(\Gamma)$ than the one we are interested in. In particular, the blob algebra of [19] is a smaller Temperley–Lieb type quotient of $\mathcal{H}(B_n)$ than $TL(B_n)$. Also, the symplectic blob algebra of [13] and [18] is a finite rank quotient of $\mathcal{H}(\tilde{C}_n)$, whereas, $TL(\tilde{C}_n)$ is of infinite rank. Furthermore, despite being infinite dimensional, the two-boundary Temperley–Lieb algebra of [4] is a different quotient of $\mathcal{H}(\tilde{C}_n)$ than the one we are interested in studying. Typically, authors that study these usually smaller Temperley–Lieb type quotients are interested in representation theory, whereas our motivation is Kazhdan–Lusztig theory.

3. DIAGRAM ALGEBRAS

The goal of this section is to familiarize the reader with the necessary background on diagram algebras. It is important to note that there is currently no rigorous definition of the term “diagram algebra.” However, our diagram algebras possess many of the same features as those already appearing in the literature.

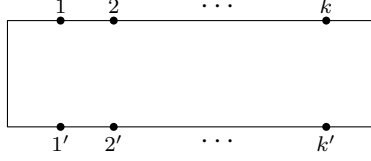
It is also worth noting that the development in this section is more general than what usually appears in the literature. The typical developments are too restrictive to accomplish the task of finding a faithful diagrammatic representation of the infinite dimensional generalized Temperley–Lieb algebra (in the sense of Graham) of type affine C . Yet, our development is modeled after [8], [13], [16], and [18].

3.1. Summary of notation. For the reader’s reference, we summarize here the notation used throughout this paper and indicate where each is defined:

$T_k(\emptyset)$	set of (undecorated) pseudo k -diagrams	Definition 3.2.2
$\mathbb{D}TL(A_n)$	$\mathbb{Z}[\delta]$ -algebra having $T_{n+1}(\emptyset)$ as a basis	Definition 3.2.8
$T_k(X)$	set of X -decorated pseudo k -diagrams	Definition 3.3.4
$\mathcal{P}_k(X)$	R -algebra having $T_k(X)$ as a basis	Definition 3.3.6
$T_{n+2}^{LR}(\Omega)$	set of LR-decorated diagrams from $T_{n+2}(\Omega)$	Definition 3.4.1
$\mathcal{P}_{n+2}^{LR}(\Omega)$	$\mathbb{Z}[\delta]$ -module spanned by $T_{n+2}^{LR}(\Omega)$	Definition 3.4.4
$\widehat{\mathcal{P}}_{n+2}^{LR}(\Omega)$	quotient of $\mathcal{P}_{n+2}^{LR}(\Omega)$ by the relations induced by \mathcal{V}	Definition 3.5.2
\mathbb{D}_n	$\mathbb{Z}[\delta]$ -algebra generated (as a unital algebra) by d_1, d_2, \dots, d_{n+1}	Definition 4.2.1
$\mathcal{D}_n^b(\Omega)$	set of \tilde{C} -admissible $(n+2)$ -diagrams	Definition 5.1.1
$\mathcal{M}[\mathcal{D}_n^b(\Omega)]$	$\mathbb{Z}[\delta]$ -module spanned by the admissible diagrams	Definition 5.3.1
$\mathbb{D}TL(B_n)$	$\mathbb{Z}[\delta]$ -algebra generated (as a unital algebra) by d_1, d_2, \dots, d_n	Definition 5.2.1
$\mathbb{D}TL(B'_n)$	$\mathbb{Z}[\delta]$ -algebra generated (as a unital algebra) by d_2, d_3, \dots, d_{n+1}	Definition 5.2.1

3.2. Ordinary Temperley–Lieb pseudo diagrams. First, we discuss undecorated diagrams and their corresponding diagram algebras.

Definition 3.2.1. Let k be a nonnegative integer. The *standard k -box* is a rectangle with $2k$ marks points, called *nodes* (or *vertices*) labeled as follows.

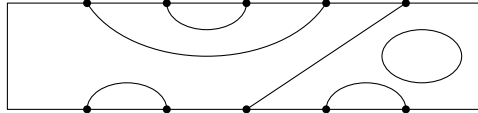


We will refer to the top of the rectangle as the *north face* and the bottom as the *south face*. Often, it will be useful for us to think of the standard k -box as being embedded in the plane. In this case, we put the lower left corner of the rectangle at the origin such that each node i (respectively, i') is located at the point $(i, 1)$ (respectively, $(i, 0)$).

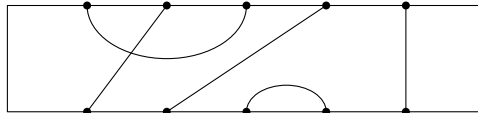
Next, we summarize the construction of the ordinary Temperley–Lieb pseudo diagrams.

Definition 3.2.2. A *concrete pseudo k -diagram* consists of a finite number of disjoint curves (planar), called *edges*, embedded in the standard k -box. Edges may be closed (isotopic to circles), but not if their endpoints coincide with the nodes of the box. The nodes of the box are the endpoints of curves, which meet the box transversely. Otherwise, the curves are disjoint from the box. We define an equivalence relation on the set of concrete pseudo k -diagrams. Two concrete pseudo k -diagrams are (*isotopically*) *equivalent* if one concrete diagram can be obtained from the other by isotopically deforming the edges such that any intermediate diagram is also a concrete pseudo k -diagram. A *pseudo k -diagram* (or an *ordinary Temperley–Lieb pseudo-diagram*) is defined to be an equivalence class of equivalent concrete pseudo k -diagrams. We denote the set of pseudo k -diagrams by $T_k(\emptyset)$.

Example 3.2.3. Here is an example of a concrete pseudo 5-diagram.



The following drawing does not represent a concrete pseudo 5-diagram.



Remark 3.2.4. When representing a pseudo k -diagram with a drawing, we pick an arbitrary concrete representative among a continuum of equivalent choices. When no confusion can arise, we will not make a distinction between a concrete pseudo k -diagram and the equivalence class that it represents. We say that two concrete pseudo k -diagrams are *vertically equivalent* if they are equivalent in the above sense by an isotopy that preserves setwise each vertical cross-section of the k -box.

We will refer to a closed curve occurring in the pseudo k -diagram as a *loop edge*, or simply a *loop*. The diagram in Example 3.2.3 above has a single loop. Note that we used the word “pseudo” in our definition to emphasize that we allow loops to appear in our diagrams. Most examples of diagram algebras in the literature “scale away” loops that appear (i.e., remove and multiply by a scalar). There are loops in the diagram algebra that we are interested in preserving, so as to obtain infinitely many diagrams. When no confusion will arise, we will refer to a pseudo k -diagram as

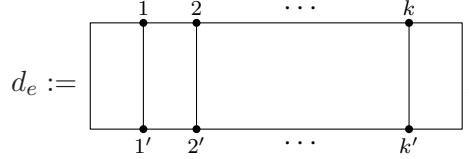
simply a diagram. The presence of \emptyset in the definition above is to emphasize that the edges of the diagrams are undecorated. In the next section, we will allow for the presence of decorations.

Let d be a diagram. If d has an edge e that joins node i in the north face to node j' in the south face, then e is called a *propagating edge from i to j'* . (Propagating edges are often referred to as “through strings” in the literature.) If a propagating edge joins i to i' , then we will call it a *vertical propagating edge*. If an edge is not propagating, loop edge or otherwise, it will be called *non-propagating*.

If a diagram d has at least one propagating edge, then we say that d is *dammed*. If, on the other hand, d has no propagating edges (which can only happen if k is even), then we say that d is *undammed*. Note that the number of non-propagating edges in the north face of a diagram must be equal to the number of non-propagating edges in the south face. We define the function $\mathbf{a} : T_k(\emptyset) \rightarrow \mathbb{Z}^+ \cup \{0\}$ via

$$\mathbf{a}(d) = \text{number of non-propagating edges in the north face of } d.$$

Remark 3.2.5. There is only one diagram with \mathbf{a} -value 0 having no loops; namely



The maximum value that $\mathbf{a}(d)$ can take is $\lfloor k/2 \rfloor$. In particular, if k is even, then the maximum value that $\mathbf{a}(d)$ can take is $k/2$, i.e., d is undammed. On the other hand, if $\mathbf{a}(d) = \lfloor k/2 \rfloor$ while k is odd, then d has a unique propagating edge.

We wish to define an associative algebra that has the pseudo k -diagrams as a basis.

Definition 3.2.6. Let R be a commutative ring with 1. The associative algebra $\mathcal{P}_k(\emptyset)$ over R is the free R -module having $T_k(\emptyset)$ as a basis, with multiplication defined as follows. If $d, d' \in T_k(\emptyset)$, the product $d'd$ is the element of $T_k(\emptyset)$ obtained by placing d' on top of d , so that node i' of d' coincides with node i of d , rescaling vertically by a factor of $1/2$ and then applying the appropriate translation to recover a standard k -box.

Remark 3.2.7. For a proof that this procedure does in fact define an associative algebra see [8, §2] and [16].

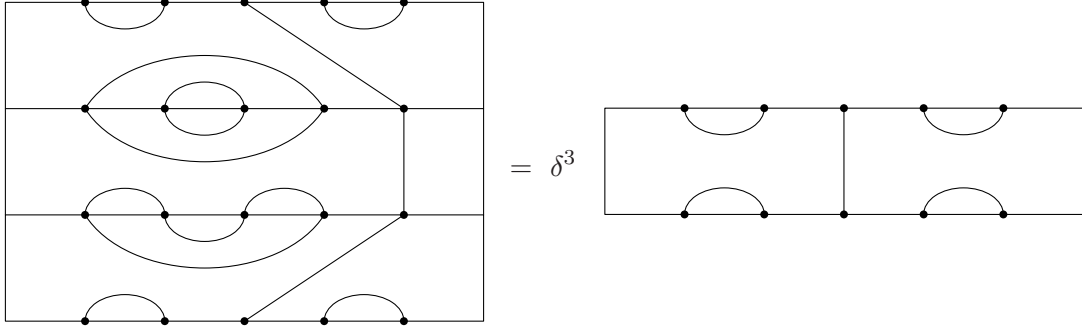
We will refer to the multiplication of diagrams as *diagram concatenation*. The (ordinary) Temperley–Lieb diagram algebra (see [6, 8, 16, 20]) can be easily defined in terms of this formalism.

Definition 3.2.8. Let $\mathbb{DTL}(A_n)$ be the associative $\mathbb{Z}[\delta]$ -algebra equal to the quotient of $\mathcal{P}_{n+1}(\emptyset)$ by the relation

$$\bigcirc = \delta.$$

It is well-known that $\mathbb{DTL}(A_n)$ is the free $\mathbb{Z}[\delta]$ -module with basis given by the elements of $T_{n+1}(\emptyset)$ having no loops. The multiplication is inherited from the multiplication on $\mathcal{P}_{n+1}(\emptyset)$ except we multiply by a factor of δ for each resulting loop and then discard the loop. We will refer to $\mathbb{DTL}(A_n)$ as the (ordinary) *Temperley–Lieb diagram algebra*.

Example 3.2.9. Here is an example of multiplication of three basis diagrams of $\mathbb{D}TL(A_4)$.



For a proof of the following theorem, see [17] or [20].

Theorem 3.2.10. As $\mathbb{Z}[\delta]$ -algebras, $TL(A_n) \cong \mathbb{D}TL(A_n)$. Moreover, each loop-free diagram from $T_{n+1}(\emptyset)$ corresponds to a unique monomial basis element of $TL(A_n)$. \square

3.3. Decorated pseudo diagrams. We wish to adorn the edges of a diagram with elements from an associative algebra having a basis containing 1. First, we need to develop some terminology and lay out a few restrictions on how we decorate our diagrams.

Let $X = \{x_i : i \in I\}$ be a set and consider the free monoid X^* on X . We will use the elements of X to adorn the edges of a diagram. The set X will be our *decoration set* and we will refer to each $x_i \in X$ as a *decoration*. Let $\mathbf{b} = x_{i_1}x_{i_2} \cdots x_{i_r}$ be a finite sequence of decorations in X^* . We say that x_{i_j} and x_{i_k} are *adjacent* in \mathbf{b} if $|j - k| = 1$ and we will refer to \mathbf{b} as a *block* of decorations of *width* r . Note that a block of width 1 is just a single decoration.

For the purposes of this paper, we will make use of a specific decoration set, namely $\Omega = \{\bullet, \blacktriangle, \circ, \triangle\}$. In this case, we refer to \bullet and \blacktriangle as *closed decorations*, while \circ and \triangle are called *open decorations*. The string $\bullet \bullet \blacktriangle \circ \bullet \triangle \bullet$ is an example of a block of width 7 from Ω^* .

Returning to the more general setting, let X be any decoration set and let d be a fixed concrete pseudo k -diagram and let e be an edge of d . If $\mathbf{a}(d) = 0$, then we require that e be undecorated. In particular, the unique diagram d_e having \mathbf{a} -value 0 and no loops is undecorated. Subject to some restrictions, if $\mathbf{a}(d) > 0$, we may adorn e with a finite sequence of blocks of decorations $\mathbf{b}_1, \dots, \mathbf{b}_m$ such that adjacency of blocks and decorations of each block is preserved as we travel along e .

If e is a non-loop edge, the convention we adopt is that the decorations of the block are placed so that we can read off the sequence of decorations from left to right as we traverse e from i to j' if e is propagating, or from i to j (respectively, i' to j') with $i < j$ (respectively, $i' < j'$) if e is non-propagating. Furthermore, we should encounter block \mathbf{b}_i before block \mathbf{b}_{i+1} .

If e is a loop edge, reading the corresponding sequence of decorations depends on an arbitrary choice of starting point and direction round the loop. We say two sequences of blocks are *loop equivalent* if one can be changed to the other or its opposite by any cyclic permutation. Note that loop equivalence is an equivalence relation on the set of sequences of blocks. So, the sequence of blocks on a loop is only defined up to loop equivalence. That is, if we adorn a loop edge with a sequence of blocks of decorations, we only require that adjacency be preserved.

Each decoration x_i on e has coordinates in the plane. In particular, each decoration has an associated y -value, which we will call its *vertical position*.

If $\mathbf{a}(d) \neq 0$, then we also require the following:

- (D1) If e is non-propagating (loop edge or otherwise), then we allow adjacent blocks on e to be conjoined to form larger blocks.
- (D2) If $\mathbf{a}(d) = 1$ and e is propagating, then we allow e to be decorated subject to the following constraints.

- (i) All decorations occurring on propagating edges must have vertical position lower (respectively, higher) than the vertical positions of decorations occurring on the (unique) non-propagating edge in the north face (respectively, south face) of d .
 - (ii) If \mathbf{b} is a block of decorations occurring on e , then no other decorations occurring on any other propagating edges may have vertical position in the range of vertical positions that \mathbf{b} occupies.
 - (iii) If \mathbf{b}_i and \mathbf{b}_{i+1} are two adjacent blocks occurring on e , then they may be conjoined to form a larger block only if the previous requirements are not violated.
- (D3) If $\mathbf{a}(d) > 1$ and e is propagating, then as in (D1), we allow adjacent blocks on e to be conjoined to form larger blocks.

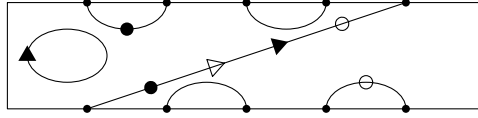
We call a block *maximal* if its width cannot be increased by conjoining it with another block without violating (D1)–(D3).

Remark 3.3.1. Note that (D2) above is an unusual requirement for decorated diagrams. We require this feature to ensure faithfulness of our diagrammatic representation on monomial basis elements of $TL(\tilde{C}_n)$ indexed by the type I elements of $W(\tilde{C}_n)$ (see [3]).

Definition 3.3.2. A *concrete X -decorated pseudo k -diagram* is any concrete k -diagram decorated by elements of the decoration set X that satisfies the conditions (D1)–(D3).

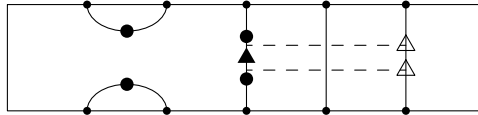
Example 3.3.3. Suppose that our decoration set is $\Omega = \{\bullet, \blacktriangle, \circ, \triangle\}$.

- (a) Here is an example of a concrete Ω -decorated pseudo 5-diagram.



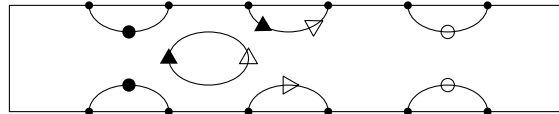
In this example, there are no restrictions on the relative vertical position of decorations since the \mathbf{a} -value is greater than 1. The decorations on the unique propagating edge can be conjoined to form a maximal block of width 4.

- (b) Here is another example of a concrete Ω -decorated pseudo 5-diagram, but with \mathbf{a} -value 1.



We use the horizontal dotted lines to indicate that the three closed decorations on the leftmost propagating edge are in three distinct blocks. We cannot conjoin these three decorations to form a single block because there are decorations on the rightmost propagating edge occupying vertical positions between them. Similarly, the open decorations on the rightmost propagating edge form two distinct blocks that may not be conjoined.

- (c) Lastly, here is an example of a concrete Ω -decorated pseudo 6-diagram.



Note that an isotopy of a concrete X -decorated pseudo k -diagram d that preserves the faces of the standard k -box may not preserve the relative vertical position of the decorations even if it is mapping d to an equivalent diagram. However, if two diagrams are vertically equivalent then the relative vertical position of decorations will be preserved. This is a bit too restrictive for us. The only time equivalence is an issue is when $\mathbf{a}(d) = 1$. In this case, we wish to preserve the relative

vertical position of the blocks. We define two concrete pseudo X -decorated k -diagrams to be X -equivalent if we can isotopically deform one diagram into the other such that any intermediate diagram is also a concrete pseudo X -decorated k -diagram. Note that we do allow decorations from the same maximal block to pass each other's vertical position (while maintaining adjacency).

Definition 3.3.4. An X -decorated pseudo k -diagram is defined to be an equivalence class of X -equivalent concrete X -decorated pseudo k -diagrams. We denote the set of X -decorated pseudo k -diagrams by $T_k(X)$.

Remark 3.3.5. As in Remark 3.2.4, when representing an X -decorated pseudo k -diagram with a drawing, we pick an arbitrary concrete representative among a continuum of equivalent choices. When no confusion will arise, we will not make a distinction between a concrete X -decorated pseudo k -diagram and the equivalence class that it represents.

We wish to generalize Definition 3.2.6 to the case of X -decorated k -diagrams.

Definition 3.3.6. Let X be a decoration set and let R be a commutative ring with 1 such that $X \cap R$ does not contain $1 \in R$. We define $\mathcal{P}_k(X)$ to be the free R -module having the X -decorated pseudo k -diagrams $T_k(X)$ as a basis. We define multiplication in $\mathcal{P}_k(X)$ by defining multiplication in the case where d and d' are basis elements of $\mathcal{P}_k(X)$, and then extend bilinearly. To calculate the product $d'd$, concatenate d' and d (as in Definition 3.2.6). While maintaining X -equivalence, conjoin adjacent blocks.

We claim that the multiplication defined above turns $\mathcal{P}_k(X)$ into a well-defined associative R -algebra. To justify this claim we require the following lemma.

Lemma 3.3.7. *Let d be diagram with $\mathbf{a}(d) = 1$. Suppose that the unique non-propagating edge in the north face of d joins i to $i + 1$. Let d' be any other diagram. Then $\mathbf{a}(d'd) = 1$ if and only if $\mathbf{a}(d') = 1$ and the unique non-propagating edge in the south face of d' joins either (a) $(i - 1)'$ to i' ; (b) i' to $(i + 1)'$; or (c) $(i + 1)'$ to $(i + 2)'$.*

Proof. First, assume that $\mathbf{a}(d'd) = 1$. It is a general fact that $\mathbf{a}(d'd) \geq \mathbf{a}(d')$, which implies that $\mathbf{a}(d') = 1$.

Conversely, assume that $\mathbf{a}(d) = 1$ and that the unique non-propagating edge in the south face of d' joins either (a) $(i - 1)'$ to i' ; (b) i' to $(i + 1)'$; or (c) $(i + 1)'$ to $(i + 2)'$.

Assume that we are in situation (a). Suppose that the propagating edge leaving node $(i + 1)'$ in the south face of d' is connected to node j in the north face. Also, suppose that the propagating edge leaving node $i - 1$ in the north face of d is connected to node l' in the south face. Then $d'd$ has a propagating edge joining node j to node l' . Furthermore, the only non-propagating edge in the north (respectively, south) face of $d'd$ is the same as the unique non-propagating edge in the north (respectively, south) face of d' (respectively, d). It follows that $\mathbf{a}(d'd) = 1$.

Next, assume we are in case (b). Then $d'd$ has one more loop than the sum total of loops from d' and d . Furthermore, the only non-propagating edge in the north (respectively, south) face of $d'd$ is the same as the unique non-propagating edge in the north (respectively, south) face of d' (respectively, d), and so $\mathbf{a}(d'd) = 1$.

Lastly, if we are in situation (c), then the proof that $\mathbf{a}(d'd) = 1$ is symmetric to case (a). \square

The claim that $\mathcal{P}_k(X)$ is a well-defined associative R -algebra follows from arguments in [18, §3] and Lemma 3.3.7 above. The only case that requires serious consideration is when multiplying two diagrams that both have \mathbf{a} -value 1. If $\mathbf{a}(d) = \mathbf{a}(d') = 1$ while $\mathbf{a}(d'd) > 1$, then there are no concerns. However, if $\mathbf{a}(d'd) = 1$, then according to Lemma 3.3.7, if the unique non-propagating edge e' in the south face of d' joins i' to $(i + 1)'$, it must be the case that the unique non-propagating edge e in the north face of d joins either (a) $i - 1$ to i ; (b) i to $i + 1$; or (c) $i + 1$ to $i + 2$. If (a) or (c) happens, then the only blocks that get conjoined are the blocks on e and e' , which presents no

problems. If (b) happens, then we get a loop edge and we conjoin the blocks from e and e' . As a consequence, it is possible that the block occurring on a propagating edge of d' having the lowest vertical position may be conjoined with the block occurring on a propagating edge of d having the highest vertical position. This can only happen if these two edges are joined in $d'd$, and regardless, presents no problems.

3.4. LR-decorated diagrams. For the remainder of this paper, we will assume that our decoration set is $\Omega = \{\bullet, \blacktriangle, \circ, \triangle\}$. We now shift our attention to a particular set of diagrams from $\mathcal{P}_{n+2}(\Omega)$, where $n \geq 2$.

Definition 3.4.1. Let $d \in T_{n+2}(\Omega)$.

- (1) An edge of d is called *L-exposed* (respectively, *R-exposed*) if it can be deformed to touch the left (respectively, right) wall of the diagram without crossing any other edges.
- (2) We call d *L-decorated* (respectively, *R-decorated*) if the only edges labelled with closed (respectively, open) decorations are L-exposed (respectively, R-exposed).
- (3) We call d *LR-decorated* if d is both L-decorated and R-decorated, with the added constraint that it must be possible to deform decorated edges so as to take open decorations to the left and closed decorations to the right simultaneously. We denote the set of LR-decorated diagrams from $T_{n+2}(\Omega)$ by $T_{n+2}^{LR}(\Omega)$.

If d is LR-decorated, then we say that a decoration on a non-propagating edge e joining i to j (respectively, i' to j') with $i < j$ (respectively, $i' < j'$) is *first* (respectively, *last*) if it is the first (respectively, last) decoration encountered as we traverse e from i to j (respectively, i' to j'). Similarly, we say that a decoration on a propagating edge e from i to j' is *first* (respectively, *last*) if it is the first (respectively, last) decoration encountered as we traverse e from i to j' .

Remark 3.4.2. We make several observations.

- (1) The set of LR-decorated diagrams $T_{n+2}^{LR}(\Omega)$ is infinite since there is no limit to the number of loops that may appear.
- (2) Concatenating diagrams cannot change an L-exposed edge to a non-L-exposed edge, and similarly for R-exposed edges. Thus, the set of LR-decorated diagrams is closed under diagram concatenation.
- (3) If d is an undammed LR-decorated diagram, then all closed decorations occurring on an edge connecting nodes in the north face (respectively, south face) of d must occur before all of the open decorations occurring on the same edge as we travel the edge from the left node to the right node. Otherwise, we would not be able to simultaneously deform decorated edges to the left and right. Furthermore, if an edge joining nodes in the north face of d is adorned with an open (respectively, closed) decoration, then no non-propagating edge occurring to the right (respectively, left) in the north face may be adorned with closed (respectively, open) decorations. We have an analogous statement for non-propagating edges in the south face.
- (4) Loops can only be decorated by both types of decorations if d is undammed. Again, we would not be able to simultaneously deform decorated edges to the left and right, otherwise.
- (5) If d is a dammed LR-decorated diagram, then closed decorations (respectively, open decorations) only occur to the left of (respectively, right of) and possibly on the leftmost (respectively, rightmost) propagating edge. The only way a propagating edge can have decorations of both types is if there is a single propagating edge, which can only happen if $n + 2$ is odd.

Example 3.4.3. The diagram in Example 3.3.3(c) is an example that illustrates conditions (3) and (4) of Remark 3.4.2 above, while the diagram in Example 3.3.3(a) illustrates condition (5).

Definition 3.4.4. We define $\mathcal{P}_{n+2}^{LR}(\Omega)$ to be the $\mathbb{Z}[\delta]$ -submodule of $\mathcal{P}_{n+2}(\Omega)$ spanned by the LR-decorated diagrams.

The following proposition follows immediately from (2) of Remark 3.4.2.

Proposition 3.4.5. *The $\mathbb{Z}[\delta]$ -submodule $\mathcal{P}_{n+2}^{LR}(\Omega)$ is a $\mathbb{Z}[\delta]$ -subalgebra of $\mathcal{P}_{n+2}(\Omega)$.* \square

We remark that since the set of LR-decorated diagrams is infinite, $\mathcal{P}_{n+2}^{LR}(\Omega)$ is an infinite dimensional algebra.

3.5. A quotient of the algebra of LR-decorated diagrams. Our immediate goal is to define a quotient of $\mathcal{P}_{n+2}^{LR}(\Omega)$ having relations that are determined by applying local combinatorial rules to the diagrams.

Consider the ring $R = \mathbb{Z}[\delta]$. We define the algebra \mathcal{V} to be the quotient of $R\Omega^*$ by the following relations:

- (1) $\bullet \bullet = \blacktriangle$;
- (2) $\bullet \bullet \bullet = 2 \bullet$;
- (3) $\circ \circ = \triangle$;
- (4) $\circ \circ \circ = 2 \circ$.

The algebra \mathcal{V} is associative and has a basis consisting of the identity and all finite alternating products of open and closed decorations.

For example, in \mathcal{V} we have

$$\bullet \bullet \circ \bullet \circ \circ \bullet = \blacktriangle \circ \bullet \triangle \bullet,$$

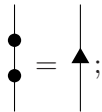
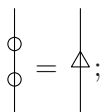
where the expression on the right is a basis element, while the expression on the left is a block of width 7, but not a basis element. We will refer to \mathcal{V} as our *decoration algebra*.

Remark 3.5.1. The rank 3 Verlinde algebra, V_3 , is defined to be the quotient of $\mathbb{Z}[x]$ by the ideal generated by the type II Chebyshev polynomial $P_3(x) = x^3 - 2x$ [23]. A basis for V_3 is given by the images of $P_0(x) = 1$, $P_1(x) = x$, and $P_2(x) = x^2 - 1$ [8, Proposition 1.2.3]. Define $U_0(x) = P_0(x)$, $U_1(x) = P_1(x)$, and $U_2(x) = x^2$ and let u_0 , u_1 , and u_2 be their respective images in V_3 . Then it is readily seen that $\{u_0, u_1, u_2\}$ forms a basis for V_3 . Now, consider two copies of V_3 , each with basis $\{u_0, u_1, u_2\}$. To distinguish the two copies, let V'_3 denote the second copy of V_3 and denote its basis by $\{u'_0, u'_1, u'_2\}$. It turns out that if $\delta = 1$, the algebra \mathcal{V} is equal to the free product of V_3 and V'_3 under the correspondence

- (1) $u_1 := \bullet$;
- (2) $u_2 := \blacktriangle$;
- (3) $u'_1 := \circ$;
- (4) $u'_2 := \triangle$.

The point is that there is no interaction between open and closed symbols. For more details, see Chapter 7 of the author's 2008 PhD thesis [2].

Definition 3.5.2. Let $\hat{\mathcal{P}}_{n+2}^{LR}(\Omega)$ be the associative $\mathbb{Z}[\delta]$ -algebra equal to the quotient of $\mathcal{P}_{n+2}^{LR}(\Omega)$ by the following relations:

- (1) 
- (2) 

$$(3) \begin{array}{c} \blacktriangle \\ \bullet \\ | \end{array} = \begin{array}{c} \bullet \\ \blacktriangle \\ | \end{array} = 2 \begin{array}{c} \bullet \\ | \end{array};$$

$$(4) \begin{array}{c} \triangle \\ \circ \\ | \end{array} = \begin{array}{c} \circ \\ \triangle \\ | \end{array} = 2 \begin{array}{c} \circ \\ | \end{array};$$

$$(5) \bigcirc = \bigcirc \blacktriangle = \bigcirc \triangle = \delta;$$

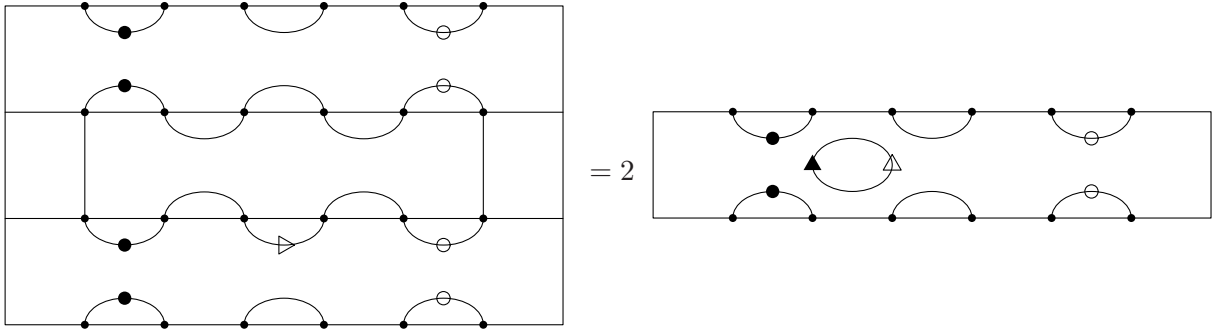
where the decorations on the edges above represent adjacent decorations of the same block.

Note that with the exception of the relations involving loops, multiplication in $\widehat{\mathcal{P}}_{n+2}^{LR}(\Omega)$ is inherited from the relations of the decoration algebra \mathcal{V} . Also, observe that all of the relations are local in the sense that a single reduction only involves a single edge. As a consequence of the relations above, we also have:

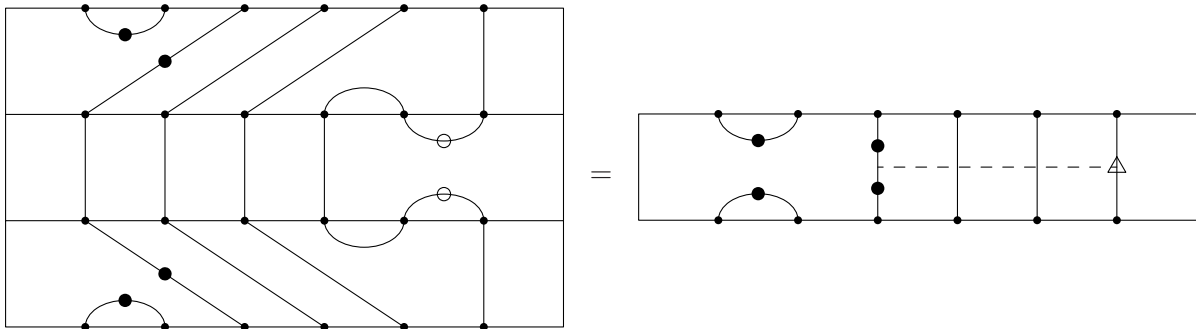
$$(6) \begin{array}{c} \blacktriangle \\ \blacktriangle \\ | \end{array} = 2 \begin{array}{c} \blacktriangle \\ | \end{array};$$

$$(7) \begin{array}{c} \triangle \\ \triangle \\ | \end{array} = 2 \begin{array}{c} \triangle \\ | \end{array}.$$

Example 3.5.3. Here is an example of multiplication of three diagrams in $\widehat{\mathcal{P}}_{n+2}^{LR}(\Omega)$.



Here is a second example, where each of the diagrams and their product have **a**-value 1.



Again, we use the dotted line to emphasize that the two closed decorations on the leftmost propagating edge belong to distinct blocks.

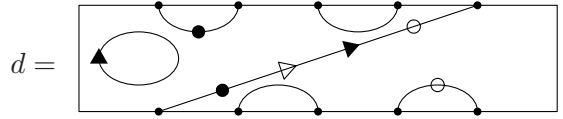
Remark 3.5.4. Given any decoration set X , one can construct quotient algebras of $\mathcal{P}_k(X)$ analogous to $\widehat{\mathcal{P}}_{n+2}^{LR}(\Omega)$. Let R be a commutative ring with 1 such that $X \cap R$ does not contain $1 \in R$. Let \sim be a set of relations for the free R -algebra RX^* chosen so that $A := RX^*/\sim$ has a basis \mathbf{B} given by a subset of X^* containing 1 and all the elements of X . Then the relations of A determine a quotient of $\mathcal{P}_k(X)$. A basis for this quotient algebra consists of the X -decorated diagrams whose maximal blocks are basis elements from \mathbf{B} . If d and d' are two X -decorated diagrams, then to calculate $d'd$, compute the product in $\mathcal{P}_k(X)$ and then apply the relations of A to each maximal block of decorations occurring on each edge to express the product as an R -linear combination of basis diagrams. Extend bilinearly to define multiplication in general. As in the cases of $\mathbb{DTL}(A_n)$ and $\widehat{\mathcal{P}}_{n+2}^{LR}(\Omega)$, one can include additional relations that “scale away” certain decorated or undecorated loops.

3.6. A basis for the quotient algebra of LR-decorated diagrams. We need to show that a basis for $\widehat{\mathcal{P}}_{n+2}^{LR}(\Omega)$ consists of the set of LR-decorated diagrams having maximal blocks corresponding to nonidentity basis elements in \mathcal{V} . That is, no block may contain adjacent decorations of the same type (open or closed). To accomplish this task, we will make use of a diagram algebra version of Bergman’s Diamond Lemma [1]. For other examples of this type of application of Bergman’s Diamond Lemma, see [13] and [18].

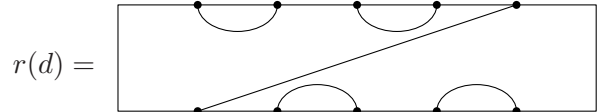
Define the function $r : T_{n+2}^{LR}(\Omega) \rightarrow T_{n+2}(\emptyset)$ via

$$r(d) = d \text{ with all decorations and loops removed.}$$

In the literature, if d has no loops, then $r(d)$ is sometimes referred to as the “shape” of d . For example, if



then



Next, define a function $h : T_{n+2}^{LR}(\Omega) \rightarrow \mathbb{Z}^+ \cup \{0\}$ via

$$h(d) = \text{sum of the number of decorations and the number of loops.}$$

For example, if d is the diagram from above, then $h(d) = 8$ (1 loop plus 7 decorations). Define $\leq_{\widehat{\mathcal{P}}}$ on $T_{n+2}^{LR}(\Omega)$ via $d <_{\widehat{\mathcal{P}}} d'$ if and only if $r(d) = r(d')$ and $h(d) < h(d')$.

Consider the collection of reductions determined by the relations of $\widehat{\mathcal{P}}_{n+2}^{LR}(\Omega)$ given in Definition 3.5.2. If we apply any single reduction (loop removal or any other local reduction) to a diagram from $\widehat{\mathcal{P}}_{n+2}^{LR}(\Omega)$, then we obtain a scalar multiple of a strictly smaller diagram with respect to $\leq_{\widehat{\mathcal{P}}}$. Thus, our reduction system (i.e., diagram relations) is compatible with $\leq_{\widehat{\mathcal{P}}}$. Now, suppose that $d <_{\widehat{\mathcal{P}}} d'$ and let d'' be any other element from $\widehat{\mathcal{P}}_{n+2}^{LR}(\Omega)$. Then

$$r(d''d) = r(d''d')$$

and

$$r(dd'') = r(d'd'').$$

Since $r(d) = r(d')$, multiplying d or d' on the same side by d'' will increase the number of decorations and number of loops by the same amount. So, we have

$$h(dd'') < h(d'd'')$$

and

$$h(d''d) < h(d''d').$$

Therefore, $dd'' <_{\widehat{\mathcal{P}}} d'd''$ and $d''d <_{\widehat{\mathcal{P}}} d''d'$. This shows that $\leq_{\widehat{\mathcal{P}}}$ is a semigroup partial order on $T_{n+2}^{LR}(\Omega)$. Clearly, $\leq_{\widehat{\mathcal{P}}}$ satisfies the descending chain condition.

Proposition 3.6.1. *The set of LR-decorated diagrams having maximal blocks corresponding to nonidentity basis elements in \mathcal{V} forms a basis for $\widehat{\mathcal{P}}_{n+2}^{LR}(\Omega)$.*

Proof. Let $\leq_{\widehat{\mathcal{P}}}$ be as above. Following the setup of Bergman's Diamond Lemma, it remains to show that all of the ambiguities are resolvable.

By inspecting the relations of Definition 3.5.2, we see that there are no inclusion ambiguities, so we only need to check that the overlap ambiguities are resolvable.

Let d be a diagram from $\widehat{\mathcal{P}}_{n+2}^{LR}(\Omega)$ and suppose that there are two competing reductions that we could apply. If both reductions involve the same non-loop edge, then the ambiguity is easily seen to be resolvable since the algebra \mathcal{V} is associative. In particular, in the \mathbf{a} -value 1 case, the reductions could involve two distinct blocks on the same edge, in which case, the order that we apply the reductions is immaterial. If the reductions involve distinct edges, loop edges or otherwise, the ambiguity is quickly seen to be resolvable since the reductions commute. Lastly, suppose that the two competing reductions involve the same loop edge. There are three possibilities for this loop edge: (a) the loop is undecorated, (b) the loop carries only one type of decoration (open or closed), and (c) the loop carries both types of symbols. Note that (a) cannot happen since then there could not have been two competing reductions involving this edge to apply. If (b) happens, then any ambiguity involving this loop edge (including removing the loop) is resolvable since each of V_3 and V'_3 are commutative and associative. Finally, assume (c) happens. Note that the nature of our relations prevents the complete elimination of closed (respectively, open) decorations from this loop edge. Since all loop relations involve either undecorated loops or loops decorated with a single type of decoration, this loop edge can never be removed. Since \mathcal{V} is associative and none of the relations involve both decoration types at the same time, the ambiguity is easily seen to be resolvable since the reductions commute.

According to Bergman's Diamond Lemma [1], we can conclude that the LR-decorated diagrams having no relations to apply are a basis, as desired. \square

4. THE SIMPLE DIAGRAMS AND THE ALGEBRA \mathbb{D}_n

In this section, we define the diagram algebra \mathbb{D}_n that will turn out to be a faithful diagrammatic representation of $TL(\widetilde{C}_n)$. We will be able to quickly conclude that there is a surjective homomorphism from $TL(\widetilde{C}_n)$ to \mathbb{D}_n . In the sequel to this paper, we will show that this homomorphism is injective, showing that the algebras are isomorphic. In the next section of this paper, we define the admissible diagrams and show that they are a basis for \mathbb{D}_n . In fact, we will show that the image of each monomial basis element of $TL(\widetilde{C}_n)$ is admissible.

4.1. Simple diagrams. The quotient algebra $\widehat{\mathcal{P}}_{n+2}^{LR}(\Omega)$ is still too large for our purposes. Define the diagrams d_1, d_2, \dots, d_{n+1} via

$$\begin{aligned}
 d_1 &= \begin{array}{c} \text{Diagram with two strands. The top strand has a dot labeled 1, followed by a dot labeled 2, then a vertical line. The bottom strand has a dot, then a dot, then a vertical line. A curved line connects the dot labeled 1 to the dot labeled 2. Another curved line connects the first dot on the bottom strand to the second dot on the bottom strand. Ellipses follow the vertical lines, and the diagram ends with a vertical line and a semicolon.} \end{array} \\
 d_i &= \begin{array}{c} \text{Diagram with two strands. The top strand has a dot, then ellipses, then a dot labeled i, followed by a dot labeled i+1, then a vertical line. The bottom strand has a dot, then ellipses, then a dot, then a vertical line. A curved line connects the dot labeled i to the dot labeled i+1. Another curved line connects the dot on the bottom strand to the next dot on the bottom strand. Ellipses follow the vertical lines, and the diagram ends with a vertical line and a comma.} \end{array}, \quad \text{for } 1 < i < n+1; \\
 d_{n+1} &= \begin{array}{c} \text{Diagram with two strands. The top strand has a dot, then ellipses, then a dot labeled n+1, followed by a dot labeled n+2, then a vertical line. The bottom strand has a dot, then ellipses, then a dot, then a vertical line. A curved line connects the dot labeled n+1 to the dot labeled n+2. Another curved line connects the dot on the bottom strand to the next dot on the bottom strand. Ellipses follow the vertical lines, and the diagram ends with a vertical line and a period.} \end{array}.
 \end{aligned}$$

We will refer to each of d_1, d_2, \dots, d_{n+1} as a *simple diagram*. Note that each the simple diagrams is a basis element of $\widehat{\mathcal{P}}_{n+2}^{LR}(\Omega)$.

It is not immediately obvious, but we shall see that the algebra generated by the simple diagrams is infinite dimensional yet strictly smaller than $\widehat{\mathcal{P}}_{n+2}^{LR}(\Omega)$.

Remark 4.1.1. Checking that each of the following relations holds for the simple diagrams is easily verified.

- (1) $d_i^2 = \delta d_i$ for all i ;
- (2) $d_i d_j = d_i d_j$ if $|i - j| > 1$;
- (3) $d_i d_j d_i = d_i$ if $|i - j| = 1$ and $1 < i, j < n + 1$;
- (4) $d_i d_j d_i d_j = 2d_i d_j$ if $\{i, j\} = \{1, 2\}$ or $\{n, n + 1\}$.

This shows that the simple diagrams satisfy the relations of $TL(\widetilde{C}_n)$ given in Remark 2.3.3.

4.2. The algebra generated by the simple diagrams. Finally, we are ready to define the diagram algebra that we are ultimately interested in. Defining the algebra is easy, but having a description of a collection of basis diagrams is not. The issue of the basis will be handled in section 6.

Definition 4.2.1. Let \mathbb{D}_n be the $\mathbb{Z}[\delta]$ -subalgebra of $\widehat{\mathcal{P}}_{n+2}^{LR}(\Omega)$ generated as a unital algebra by d_1, d_2, \dots, d_{n+1} with multiplication inherited from $\widehat{\mathcal{P}}_{n+2}^{LR}(\Omega)$.

Now, define $\theta : TL(\widetilde{C}_n) \rightarrow \mathbb{D}_n$ to be the function determined by

$$\theta(b_i) = d_i.$$

The next theorem follows quickly.

Proposition 4.2.2. *The map θ defined above is a surjective algebra homomorphism.*

Proof. By Remark 4.1.1, the simple diagrams satisfy the relations of $TL(\widetilde{C}_n)$. This shows that θ is an algebra homomorphism, but since the simple diagrams generate \mathbb{D}_n , θ is surjective. \square

The main results of the sequel to this paper is that θ is injective.

5. THE AFFINE C ADMISSIBLE DIAGRAMS

5.1. Admissible diagrams. The next definition describes the set of \widetilde{C} -admissible diagrams, which will turn out to form a basis for \mathbb{D}_n .

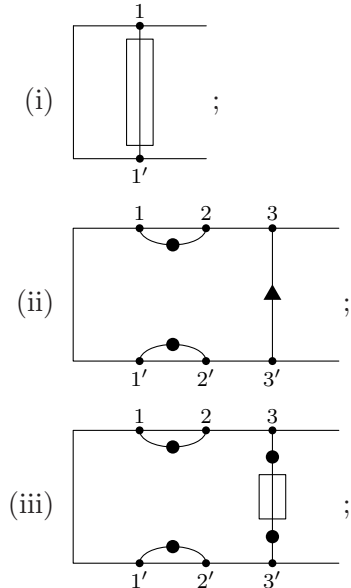
Our definition of \tilde{C} -admissible is motivated by the definition of B -admissible (after an appropriate change of basis) given by R.M. Green in [7, Definition 2.2.4] for diagrams in the context of type B . Since the Coxeter graph for \tilde{C} is, type B “at both ends,” the general idea is to build the axioms of B -admissible into our definition of \tilde{C} -admissible on the left and right sides of our diagrams.

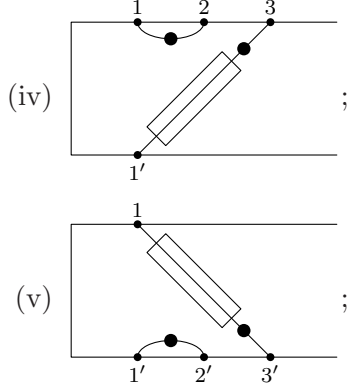
Definition 5.1.1. Let d be an LR-decorated diagram. Then we say that d is \tilde{C} -admissible, or simply *admissible*, if the following axioms are satisfied.

(C1) The only loops that may appear are equivalent to the following.



- (C2) If d is undammed (which can only happen if n is even), then the (non-propagating) edges joining nodes 1 and $1'$ (respectively, nodes $n+2$ and $(n+2)'$) must be decorated with a \bullet (respectively, \circ). Furthermore, these are the only \bullet (respectively, \circ) decorations that may occur on d and must be the first (respectively, last) decorations on their respective edges.
- (C3) Assume d has exactly one propagating edge e (which can only happen if n is odd). Then e may be decorated by an alternating sequence of \blacktriangle and \triangle decorations. If e is decorated by both open and closed decorations and is connected to node 1 (respectively, $1'$), then the first (respectively, last) decoration occurring on e must be a \bullet . Similarly, if e is connected to node $n+2$ (respectively, $(n+2)'$), then the first (respectively, last) decoration occurring on e must be a \circ . If e joins 1 to $1'$ (respectively, $n+2$ to $(n+2)'$) and is decorated by a single decoration, then e is decorated by a single \blacktriangle (respectively, \triangle). Furthermore, if there is a non-propagating edge connected to 1 or $1'$ (respectively, $n+2$ or $(n+2)'$) it must be decorated only by a single \bullet (respectively, \circ). Finally, no other \bullet or \circ decorations appear on d .
- (C4) Assume that d is dammed with $\mathbf{a}(d) > 1$ and has more than one propagating edge. If there is a propagating edge joining 1 to $1'$ (respectively, $n+2$ to $(n+2)'$), then it is decorated by a single \blacktriangle (respectively, \triangle). Otherwise, both edges leaving either of 1 or $1'$ (respectively, $n+2$ or $(n+2)'$) are each decorated by a single \bullet (respectively, \circ) and there are no other \bullet or \circ decorations appearing on d .
- (C5) If $\mathbf{a}(d) = 1$, then the western end of d is equal to one of the following:



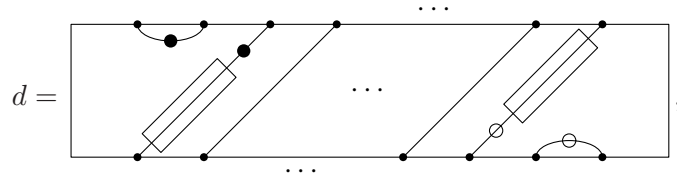


where the rectangle represents a sequence of blocks (possibly empty) such that each block is a single \blacktriangle and the diagram in (ii) can only occur if d is not decorated by any open decorations. Also, the occurrences of the \bullet decorations occurring on the propagating edge have the highest (respectively, lowest) relative vertical position of all decorations occurring on any propagating edge. In particular, if the rectangle in (iv) (respectively, (v)) is empty, then the \bullet decoration has the highest (respectively, lowest) relative vertical position among all decorations occurring on propagating edges. We have an analogous requirement for the eastern end of e , where the closed decorations are replaced with open decorations. Furthermore, if there is a non-propagating edge connected to 1 or 1' (respectively, $n+2$ or $(n+2)'$) it must be decorated only by a single \bullet (respectively, \circ). Finally, no other \bullet or \circ decorations appear on d .

Let $\mathcal{D}_n^b(\Omega)$ denote the set of all \tilde{C} -admissible $(n+2)$ -diagrams.

Remark 5.1.2. We collect several comments concerning the admissible diagrams.

- (1) Note that the only time an admissible diagram d can have an edge adorned with both open and closed decorations is if d is undammed (which only happens when n is even) or if d has a single propagating edge (which only happens when n is odd). See Example 3.3.3, parts (a) and (c) for examples that demonstrate this phenomenon.
- (2) If d is an admissible diagram with $\mathbf{a}(d) = 1$, then the restrictions on the relative vertical position of decorations on propagating edges along with axiom (C5) imply that the relative vertical positions of closed decorations on the leftmost propagating edge and open decorations on the rightmost propagating edge must alternate. In particular, the number of closed decorations occurring on the leftmost propagating edge differs from the number of open decorations occurring on the rightmost propagating edge by at most 1. For example, if



where the leftmost propagating edge carries k \blacktriangle decorations, then the rightmost propagating edge must carry k \triangle decorations, as well.

- (3) It is clear that $\mathcal{D}_n^b(\Omega)$ is an infinite set. If an admissible diagram d is undammed, then there is no limit to the number of loops given in axiom (C1) that may occur. Also, if d is an admissible diagram with exactly one propagating edge, then there is no limit to the width of the block of decorations that may occur on the lone propagating edge. Furthermore, if d is admissible with $\mathbf{a}(d) = 1$, then there is no limit to the number of \blacktriangle -blocks (respectively, \triangle -blocks) that may occur on the leftmost (respectively, rightmost) propagating edge.

- (4) Each of the admissible diagrams is a basis element of $\widehat{\mathcal{P}}_{n+2}^{LR}(\Omega)$.
- (5) The symbol b in the notation $\mathcal{D}_n^b(\Omega)$ is to emphasize that we are constructing a set of diagrams that is intended to correspond to the monomial basis of $TL(\widetilde{C}_n)$. In a sequel to this paper, we will construct diagrams that correspond to the “canonical basis” of $TL(\widetilde{C}_n)$, which is defined for arbitrary Coxeter groups in [12].

5.2. Temperley–Lieb diagram algebras of type B . We will briefly discuss how $TL(B_n)$ and $TL(B'_n)$ are related to \mathbb{D}_n .

Definition 5.2.1. Let $\mathbb{DTL}(B_n)$ and $\mathbb{DTL}(B'_n)$ denote the subalgebras of \mathbb{D}_n generated by the simple diagrams d_1, d_2, \dots, d_n and d_2, d_3, \dots, d_{n+1} , respectively. We refer to $\mathbb{DTL}(B_n)$ (respectively, $\mathbb{DTL}(B'_n)$) as the *Temperley–Lieb diagram algebra of type B* (respectively, *type B'*).

It is clear that $\mathbb{DTL}(B_n)$ (respectively, $\mathbb{DTL}(B'_n)$) consist entirely of L-decorated (respectively, R-decorated) diagrams. Also, note that all of the technical requirements about how to decorate a diagram d when $\mathbf{a}(d) = 1$ are irrelevant since only the leftmost (respectively, rightmost) propagating edge can carry decorations in $\mathbb{DTL}(B_n)$ (respectively, $\mathbb{DTL}(B'_n)$). The following fact is implicit in [7, §2] after the appropriate change of basis involving a change of basis on the decoration set.

Proposition 5.2.2. *As $\mathbb{Z}[\delta]$ -algebras, $TL(B_n) \cong \mathbb{DTL}(B_n)$ and $TL(B'_n) \cong \mathbb{DTL}(B'_n)$, where each isomorphism is determined by*

$$b_i \mapsto d_i$$

for the appropriate restrictions on i . □

Recall from Remark 3.5.1 that $\{u_0, u_1, u_2\}$ is an alternate basis for V_3 , where u_0 , u_1 , and u_2 are the images of $U_0(x) = 1$, $U_1(x) = x$, and $U_2(x) = x^2 - 1$, respectively. By reverting to the standard basis of V_3 (respectively, V'_3), the basis diagrams in $\mathbb{DTL}(B_n)$ (respectively, $\mathbb{DTL}(B'_n)$) become B -admissible in the sense of [7, 8]. Moreover, it is easily verified that the axioms for B -admissible given in [7, Definition 2.2.4] imply (again, under the appropriate change of basis involving the decoration set) that all of the basis diagrams in $\mathbb{DTL}(B_n)$ and $\mathbb{DTL}(B'_n)$ are \widetilde{C} -admissible.

5.3. General strategy. Our main objective in the remainder of this paper is to show that the admissible diagrams form a basis for \mathbb{D}_n . Before proceeding, we wish to outline our method of attack.

Definition 5.3.1. Let $\mathcal{M}[\mathcal{D}_n^b(\Omega)]$ be the $\mathbb{Z}[\delta]$ -submodule of $\widehat{\mathcal{P}}_{n+2}^{LR}(\Omega)$ spanned by the admissible diagrams.

Proposition 5.3.2. *The set of admissible diagrams $\mathcal{D}_n^b(\Omega)$ is a basis for the module $\mathcal{M}[\mathcal{D}_n^b(\Omega)]$.*

Proof. This follows immediately from Remark 5.1.2(4). □

We will show the following:

- (1) The admissible diagrams are generated by the simple diagrams (Proposition 6.2.4).
- (2) The module $\mathcal{M}[\mathcal{D}_n^b(\Omega)]$ is closed under multiplication, so that it is a subalgebra of $\widehat{\mathcal{P}}_{n+2}^{LR}(\Omega)$ (Proposition 6.4.2).
- (3) The algebras $\mathcal{M}[\mathcal{D}_n^b(\Omega)]$ and \mathbb{D}_n are equal having the admissible diagrams as a basis (Theorem 6.4.3).

Items (1) and (2) above require numerous technical lemmas. However, once these difficulties have been overcome, (3) will yield itself easily.

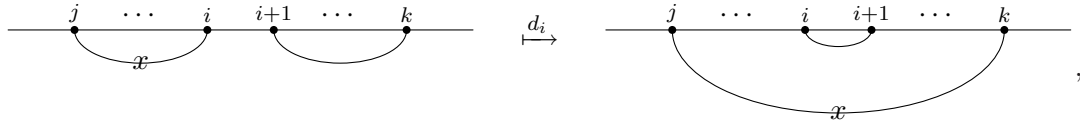
6. A BASIS FOR \mathbb{D}_n

The main result of this section is that the \widetilde{C} -admissible diagrams form a basis for \mathbb{D}_n . To achieve this end, we require several intermediate results.

6.1. Preparatory lemmas. If d is an admissible diagram, then we say that a non-propagating edge joining i to $i + 1$ (respectively, i' to $(i + 1)'$) is *simple* if it is identical to the edge joining i to $i + 1$ (respectively, i' to $(i + 1)'$) in the simple diagram d_i . That is, an edge is simple if it joins adjacent vertices in the north face (respectively, south face) and is undecorated, except when one of the vertices is 1 or $1'$ (respectively, $n + 2$ or $(n + 2)'$), in which case it is decorated by only a single \bullet (respectively, \circ).

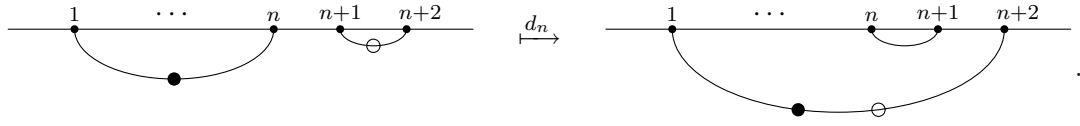
The next six lemmas mimic Lemmas 5.1.4–5.1.7 in [7]. The proof of each lemma is immediate and throughout we assume that d is admissible.

Lemma 6.1.1. Assume that in the north face of d there is an edge, say e , connecting node j to node i , and assume that there is another undecorated edge, say e' , connecting node $i + 1$ to node k with $j < i$ and $i + 1 < k < n + 2$. Further, suppose that j and k are chosen so that $|j - k|$ is minimal. Then $d_i d$ is the admissible diagram that results from d by removing e' , disconnecting e from node i and reattaching it to node k , and adding a simple edge to i and $i + 1$ (note that edge e maintains its original decorations). That is,



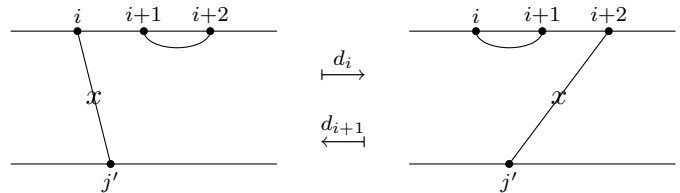
where x represents an arbitrary (possibly empty) block of decorations. \square

Lemma 6.1.2. Assume that in the north face of d there is an edge, say e , connecting node 1 to node n labeled by a single \bullet (this can only happen if n is even), and assume that there is a simple edge, say e' , connecting node $n + 1$ to node $n + 2$ (which must be labeled by a single \circ). Then $d_n d$ is the admissible diagram that results from d by joining the right end of e to the left end of e' , and adding a simple edge that joins n to $n + 1$. Note that the new edge formed by joining e and e' connects node 1 to node $n + 2$ and is labeled by the block $\bullet\circ$. That is,



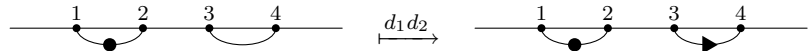
\square

Lemma 6.1.3. Assume that d has a propagating edge, say e , joining node i to node j' with $1 < i < n$. Further, assume that there is a simple edge, say e' , joining nodes $i + 1$ and $i + 2$. Then $d_i d$ is the admissible diagram that results from d by removing e' , disconnecting e from node i and reattaching it to node $i + 2$, and adding a simple edge to $i + 1$ and $i + 2$ (note that e retains its original decorations). This procedure has an inverse, since $i < n$ and $d_{i+1} d_i d = d$. That is,



where x represents an arbitrary (possibly empty) block of decorations. \square

Lemma 6.1.4. Assume that d has simple edges joining node 1 to node 2 and node 3 to node 4. Then $d_1 d_2 d$ is the admissible diagram that results from d by adding a \blacktriangle to the edge joining 3 to 4. That is,



□

Lemma 6.1.5. Assume that d has two edges, say e and e' , joining node i to node $i+1$ and node $i+2$ to node $i+3$, respectively, where $1 < i < n-1$ and e' is simple. Then $d_i d_{i+1} d$ is the admissible diagram that results from d by removing the decorations from e and adding them to e' . This procedure has an inverse, since $d_{i+2} d_{i+1} (d_i d_{i+1} d) = d$. That is,

$$\begin{array}{ccc} \text{---} \overset{i}{\bullet} \text{---} \overset{i+1}{\bullet} \text{---} \overset{i+2}{\bullet} \text{---} \overset{i+3}{\bullet} \text{---} & \begin{array}{c} \xrightarrow{d_i d_{i+1}} \\ \xleftarrow{d_{i+2} d_{i+1}} \end{array} & \text{---} \overset{i}{\bullet} \text{---} \overset{i+1}{\bullet} \text{---} \overset{i+2}{\bullet} \text{---} \overset{i+3}{\bullet} \text{---} \\ & & \text{---} \text{---} \end{array},$$

where x represents an arbitrary (possibly empty) block of decorations. □

Lemma 6.1.6. Assume that d has two edges, say e and e' , joining node i to node $i+1$ and node $i+2$ to node $i+3$, respectively, with $1 < i < n-1$. Further, assume that e is decorated by a single \blacktriangle decoration only and that e' is decorated by a single \triangle decoration only. Then $d_{i+2} d_{i+1} d$ is the admissible diagram that results from d by removing the \triangle decoration from e' and adding it to e to the right of the \blacktriangle decoration. That is,

$$\text{---} \overset{i}{\bullet} \text{---} \overset{i+1}{\bullet} \text{---} \overset{i+2}{\bullet} \text{---} \overset{i+3}{\bullet} \text{---} \xrightarrow{d_{i+2} d_{i+1}} \text{---} \overset{i}{\bullet} \text{---} \overset{i+1}{\bullet} \text{---} \overset{i+2}{\bullet} \text{---} \overset{i+3}{\bullet} \text{---}.$$

□

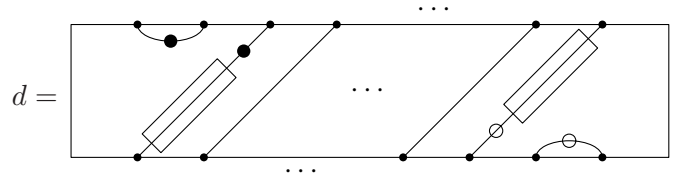
Remark 6.1.7. Each of Lemmas 6.1.1–6.1.6 have left-right symmetric analogues (perhaps involving closed decorations), as well as versions that involve edges in the south face.

6.2. The admissible diagrams are generated by the simple diagrams. Next, we state and prove several lemmas that we will use to prove that each admissible diagram can be written as a product of simple diagrams in \mathbb{D}_n .

Lemma 6.2.1. If d is an admissible diagram with $\mathbf{a}(d) = 1$, then d can be written as a product of simple diagrams.

Proof. Assume that d is an admissible diagram with $\mathbf{a}(d) = 1$. The proof is an exhaustive case by case check, where we consider all the possible diagrams that are consistent with axiom (C5). We consider five cases; any remaining cases follow by analogous arguments.

Case (1): First, assume that

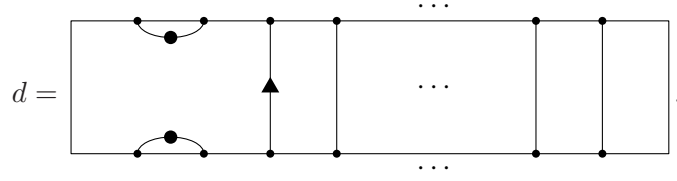


where the leftmost propagating edge carries k \blacktriangle decorations, and hence, the rightmost propagating edge carries k \triangle decorations by (2) of Remark 5.1.2. In this case, it can quickly be verified that we can obtain d via

$$d = (d_{z_1} d_{z_2})^k d_{z_1} d_{n+1},$$

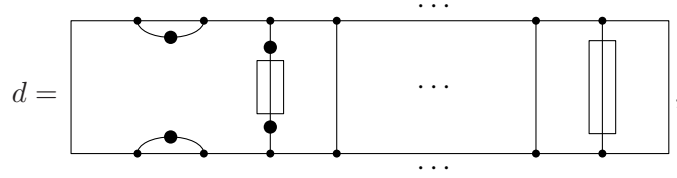
where $d_{z_1} = d_1 d_2 \cdots d_n$ and $d_{z_2} = d_{n+1} d_n \cdots d_2$. Therefore, d can be written as a product of simple diagrams, as desired.

Case (2): For the second case, assume that



Note that d does not carry any open decorations. In this case, $d = d_1 d_2 d_1$, and so d can be written as a product of simple diagrams, as expected.

Case (3): For the third case, assume that

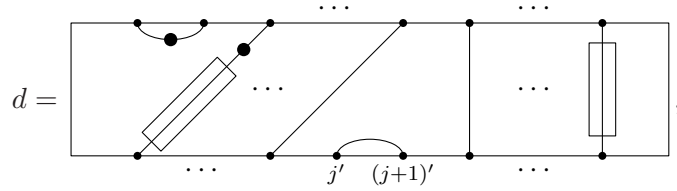


where the leftmost propagating edge carries $k-1$ \blacktriangle decorations, so that the rightmost propagating edge carries k \triangle decorations. Then

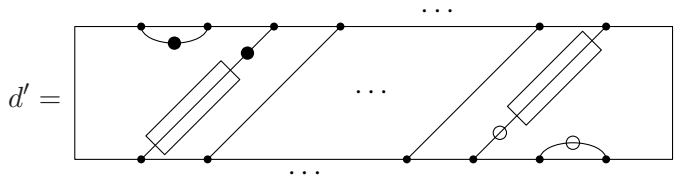
$$d = (d_{z_1} d_{z_2})^k d_1,$$

where d_{z_1} and d_{z_2} are as in case (1), and hence d can be written as a product of simple diagrams.

Case (4): Next, assume that



where $1 < j < n+1$ and the leftmost propagating edge carries k \blacktriangle decorations. Then by Remark 5.1.2(2), the rightmost propagating edge carries l \triangle decorations, where $l = k$ or $k+1$. If $l = k+1$, then define



where the leftmost (respectively, rightmost) propagating edge carries k \blacktriangle (respectively, \triangle) decorations. By case (1), d' can be written as a product of simple diagrams. We see that

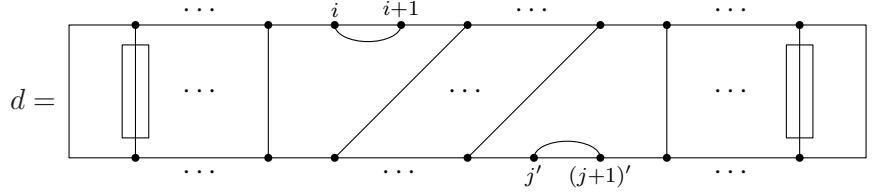
$$d = d' d_n d_{n-1} \cdots d_{j+1} d_j,$$

which implies that d can be written as a product of simple diagrams, as desired. If, on the other hand, $l = k$, then define d' to be identical d except that the last \blacktriangle decoration occurring on the leftmost propagating edge has been removed. Then by the subcase we just completed (where the rightmost propagating edge carried one more \triangle decoration than the leftmost propagating edge carried \blacktriangle decorations), d' can be written as a product of simple diagrams. We see that

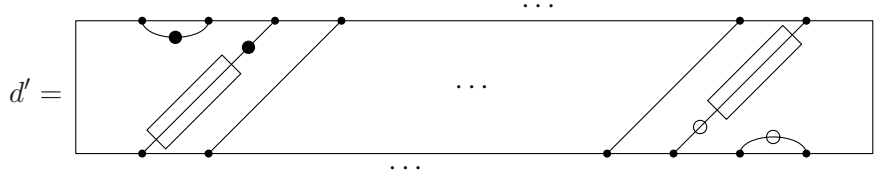
$$d = d' d_{j-1} d_{j-2} \cdots d_2 d_1 d_2 \cdots d_{j-1} d_j,$$

which implies that d can be written as a product of simple diagrams.

Case (5): For the final case, assume that



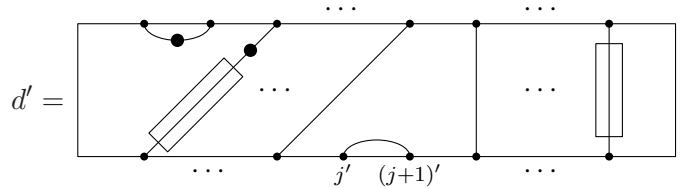
where $1 < i < n + 1$, $1 < j < n + 1$, and the leftmost propagating edge carries k \blacktriangle decorations. Then again by Remark 5.1.2(2), the rightmost propagating edge carries l \triangle decorations, where $|k - l| \leq 1$. Without loss of generality, assume that $k \leq l$, so that $l = k$ or $k + 1$. If $k = l$, then without loss of generality, assume that the first decoration occurring on the leftmost propagating edge has the highest relative vertical position of all decorations occurring on propagating edges. Define the diagram



where the leftmost (respectively, rightmost) propagating edge carries $k - 1$ \blacktriangle (respectively, \triangle) decorations. By case (4), d' can be written as a product of simple diagrams. Also, we see that

$$d = d_i d_{i-1} \cdots d_3 d_2 d' d_n d_{n-1} \cdots d_{j+1} d_j,$$

which implies that d can be written as a product of simple diagrams, as desired. If, on the other hand, $l = k + 1$, define



where the leftmost propagating edge carries $k - 1$ \blacktriangle decorations while the rightmost propagating edge carries k \triangle decorations. Again, by case (4), d' can be written as a product of simple diagrams. We see that

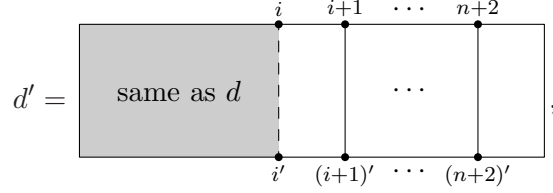
$$d = d_i d_{i+1} \cdots d_n d_{n+1} d_n \cdots d_3 d_2 d',$$

which implies that d can be written as a product of simple diagrams. \square

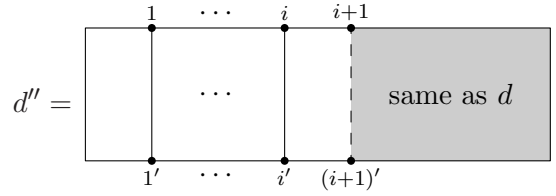
Lemma 6.2.2. *If d is an admissible diagram with $1 < \mathbf{a}(d) < \lfloor \frac{n+2}{2} \rfloor$ such that all non-propagating edges are simple, then d can be written as a product of simple diagrams.*

Proof. Let d be an admissible diagram with $1 < \mathbf{a}(d) < \lfloor \frac{n+2}{2} \rfloor$ such that all non-propagating edges are simple. (Note that the restrictions on $\mathbf{a}(d)$ imply that d has more than one propagating edge and has at least one non-propagating edge.) We consider two cases, where the second case has two subcases.

Case (1): First, assume that d has a vertical propagating edge, say e_i , joining i to i' . Now, define the admissible diagrams d' and d'' via



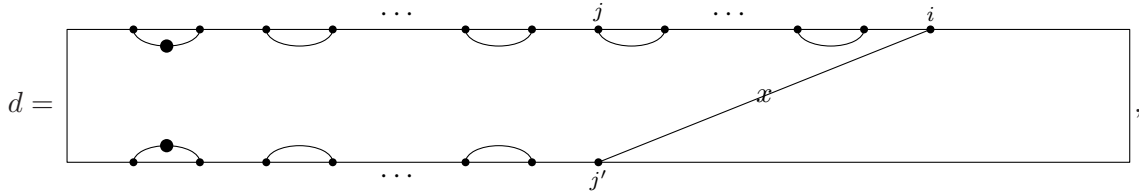
and



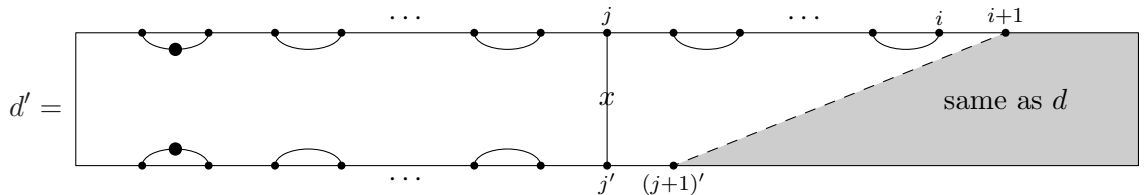
where each of the shaded regions is identical to the corresponding regions of d . Then $d = d'd''$. Furthermore, d' (respectively, d'') is L-exposed (respectively, R-exposed), and hence is only decorated with closed (respectively, open) decorations. Since d is admissible, $d' \in \mathbb{DTL}(B_n)$ while $d'' \in \mathbb{DTL}(B'_n)$. This implies that both d' and d'' can be written as a product of simple diagrams. Therefore, d can be written as a product of simple diagrams, as desired.

Case (2): Next, assume that d has no vertical propagating edges. Suppose that the leftmost propagating edge joins node i in the north face to node j' in the south face, and without loss of generality, assume that $j < i$. (Note that since d has more than one propagating edge, $i < n + 2$.) We wish to make use of case (1), but we must consider two subcases.

(a) For the first subcase, assume that $j \neq 1$. Since d is admissible, we must have

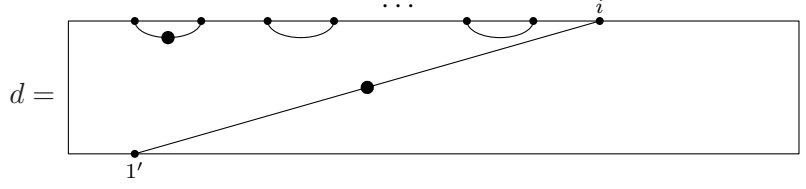


where x on the propagating edge from i to j' is either trivial (i.e., the edge is undecorated) or equal to a single \blacktriangle decoration. Define the admissible diagram

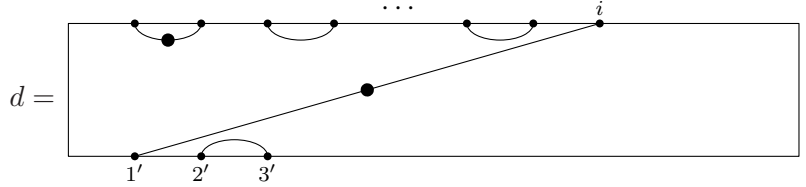


where the leftmost propagating edge carries the same decoration as the leftmost propagating edge in d and the shaded region is identical to the corresponding region of d . By case (1), d' can be written as a product of simple diagrams. By making repeated applications of Lemma 6.1.3, we can transform d' into d , which shows that d can be written as a product of simple diagrams, as desired.

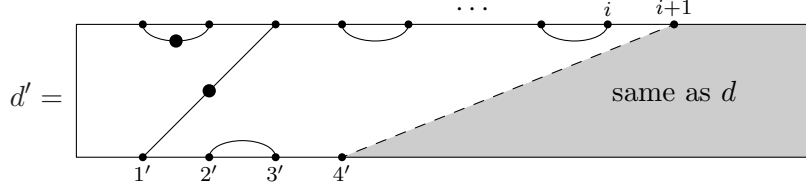
(b) For the second subcase, assume that $j = 1$, so that



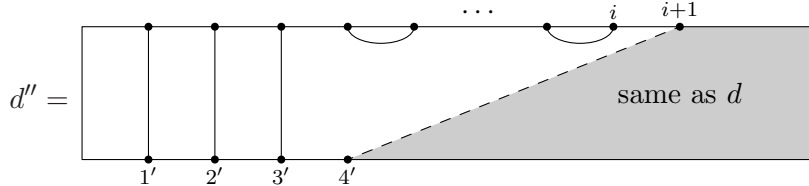
Since $1 < \mathbf{a}(d) < \lfloor \frac{n+2}{2} \rfloor$, there is at least one other propagating edge occurring to the right of the leftmost propagating edge. Furthermore, since the number of non-propagating edges in the north face is equal to the number of non-propagating edges in the south face, there is at least one undecorated non-propagating edge in the south face of d . By making repeated applications, if necessary, of the southern version of Lemma 6.1.3, we may assume that



Now, define the admissible diagrams d' and d'' via



and

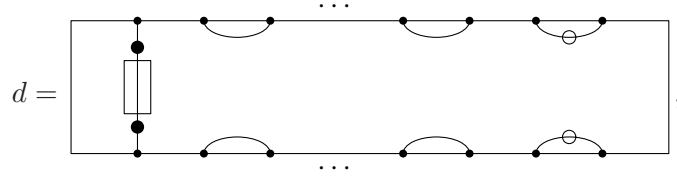


where the shaded regions are identical to the corresponding regions of d . By case (1), d'' can be written as a product of simple diagrams. Also, we see that $d' = d_1 d_2 d''$, which implies that d' can be written as a product of simple diagrams, as well. By making repeated applications of Lemma 6.1.3, we must have d can be written as a product of simple diagrams. \square

Lemma 6.2.3. *If n is odd and d is an admissible diagram with $\mathbf{a}(d) = \lfloor \frac{n+2}{2} \rfloor$ such that all non-propagating edges are simple, then d can be written as a product of simple diagrams.*

Proof. Assume that n is odd and that d is an admissible diagram with $\mathbf{a}(d) = \lfloor \frac{n+2}{2} \rfloor$. In this case, d has a unique propagating edge. Also, assume that all of the non-propagating edges of d are simple. The proof is an exhaustive case by case check, where we consider the possible edges that are consistent with axiom (C3) of Definition 5.1.1. We consider five cases; any remaining cases follow by analogous arguments.

Case (1): For the first case, assume that



where the rectangle on the propagating edge is equal to a block consisting of an alternating sequence of $k - 1$ \blacktriangle decorations and k \triangle decorations. It is quickly verified that

$$d = (d_{\mathcal{E}} d_{\mathcal{O}})^k d_{\mathcal{E}},$$

where

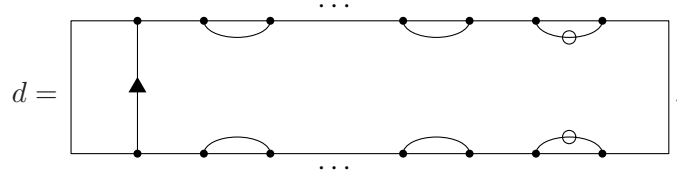
$$d_{\mathcal{E}} = d_2 d_4 \cdots d_{n+1}$$

and

$$d_{\mathcal{O}} = d_1 d_3 \cdots d_n.$$

This shows that d can be written as a product of simple diagrams, as desired.

Case (2): For the second case, assume that

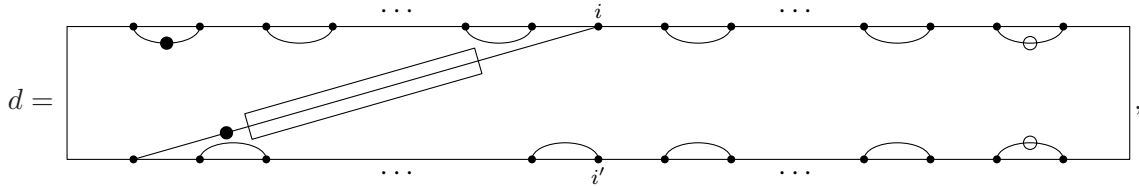


In this case, we see that

$$d = d_2 d_1 d_2 d_4 \cdots d_{n-1} d_{n+1},$$

which shows that d can be written as a product of simple diagrams.

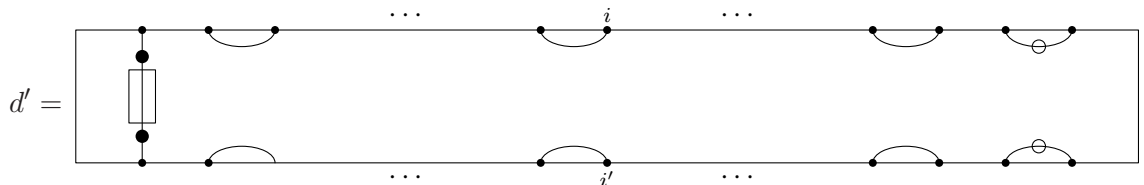
Case (3): Next, assume that



where the rectangle on the propagating edge is either empty or equal to a block consisting of an alternating sequence of k \blacktriangle decorations and l \triangle decorations, where $l = k$ or $k + 1$. (Note that i must be odd.) If the rectangle is empty, then

$$d = d_1 d_3 \cdots d_{i-2} d_{\mathcal{E}},$$

where $d_{\mathcal{E}}$ is as in case (1). In this case, d can be written as a product of simple diagrams. On the other hand, if the rectangle is nonempty, so that the rectangle is equal to a block consisting of an alternating sequence of k \blacktriangle decorations and l \triangle decorations, where $l = k$ or $k + 1$, define the admissible diagram



where the rectangle on the propagating edge is equal to a block consisting of an alternating sequence of $k - 1$ \blacktriangle decorations and k \triangle decorations. By case (1), d' can be written as a product of simple diagrams. If $k = l$, then we see that

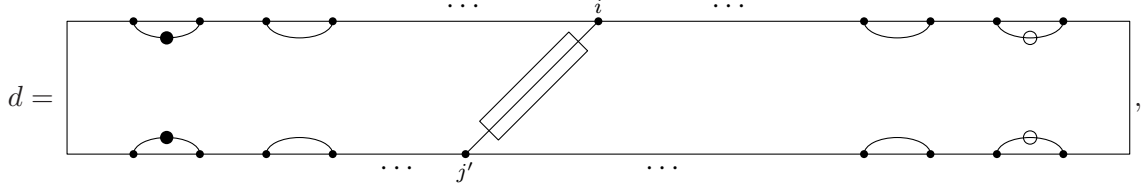
$$d = d_{i-2}d_{i-4} \cdots d_3d_1d',$$

which implies that d can be written as a product of simple diagrams, as desired. If, on the other hand, $l = k + 1$, then we see that

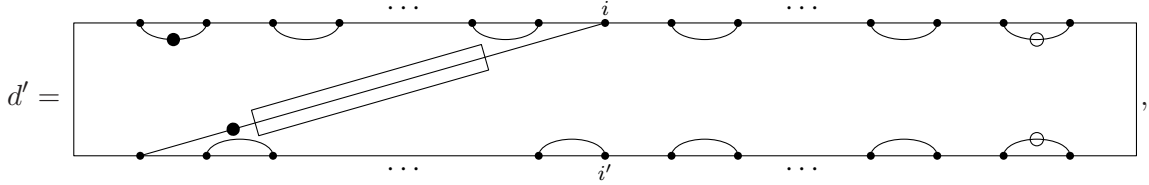
$$d = d_{i+1}d_{i+3} \cdots d_{n-1}d_{n+1}d_{\mathcal{O}}d',$$

where $d_{\mathcal{O}}$ is as in case (1). This shows that d can be written as a product of simple diagrams.

Case (4): Now, assume that



where $i, j \notin \{1, n + 2\}$ and the rectangle on the propagating edge is equal to a block consisting of an alternating sequence of k \blacktriangle decorations and l \triangle decorations with $|k - l| \leq 1$. (Note that i and j must be odd.) Without loss of generality, assume that $k \leq l$, so that $l = k$ or $k + 1$. Now, assume that the last decoration on the propagating edge is a \blacktriangle ; the case with the last decoration being a \triangle is handled with an analogous argument. If $l = k$ (respectively, $l = k + 1$), then the first decoration on the propagating edge is a \triangle (respectively, \blacktriangle). In either case, define the admissible diagram

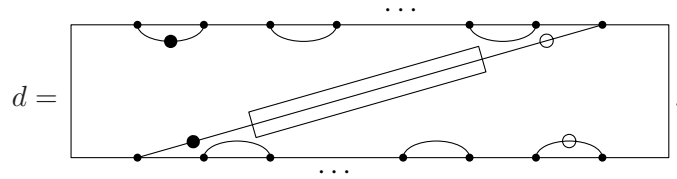


where the rectangle on the propagating edge is equal to a block consisting of an alternating sequence of $k - 1$ \blacktriangle decorations and l \triangle decorations. By case (3), d' can be written as a product of simple diagrams. Then it is quickly verified that

$$d = d'd_1d_3 \cdots d_{j-2}d_j,$$

and so d can be written as a product of simple diagrams.

Case (5): For the final case, assume that



where the rectangle on the propagating edge is equal to a block consisting of an alternating sequence of k \blacktriangle decorations and k \triangle decorations. It is quickly seen that

$$d = (d_{\mathcal{O}}d_{\mathcal{E}})^{k+1},$$

where $d_{\mathcal{O}}$ and $d_{\mathcal{E}}$ are as in case (1). So, d can be written as a product of simple diagrams, as expected. \square

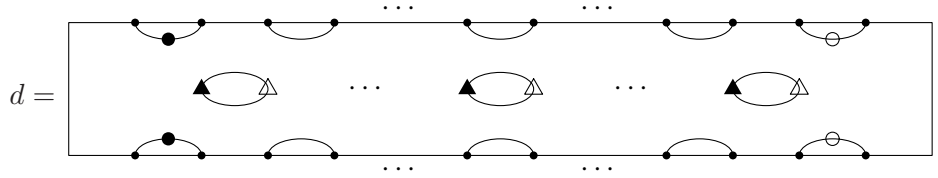
We prove the next proposition, which states that the admissible diagrams are generated by the simple diagrams, by stringing together the previous lemmas.

Proposition 6.2.4. *Each admissible diagram can be written as a product of simple diagrams. In particular, the admissible diagrams are contained in \mathbb{D}_n .*

Proof. Let d be an admissible diagram. We will show that d can be written as a product of simple diagrams. Lemma 6.1.1, and if necessary Lemma 6.1.2, along with their analogues, allow us to assume that all of the non-propagating edges of d join adjacent vertices. Furthermore, Lemmas 6.1.4, 6.1.5, and 6.1.6, along with their analogues, allow us to assume that all of the non-propagating edges of d are simple. We now consider four distinct cases: (1) $\mathbf{a}(d) = 1$, (2) $1 < \mathbf{a}(d) < \lfloor \frac{n+2}{2} \rfloor$, (3) $\mathbf{a}(d) = \lfloor \frac{n+2}{2} \rfloor$ with n odd (i.e., d has a unique propagating edge), and (4) $\mathbf{a}(d) = \frac{n+2}{2}$ with n even (i.e., d is undammed).

Cases (1), (2), and (3) follow immediately from Lemmas 6.2.1, 6.2.2, and 6.2.3, respectively.

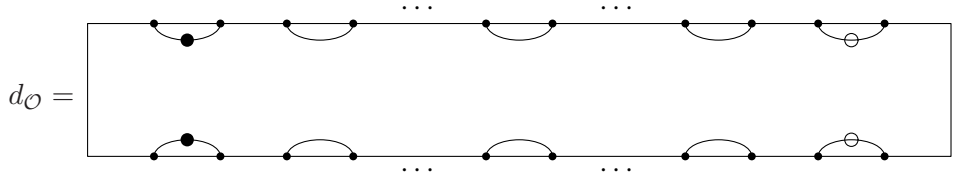
Case (4): For the final case, assume that $\mathbf{a}(d) = \frac{n+2}{2}$ with n even. Then d is undammed and based on our simplifying assumptions, we must have



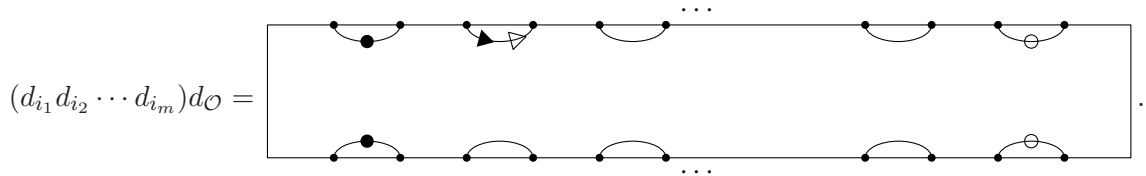
where there are k loop edges (we allow $k = 0$). Define the admissible diagram

$$d_{\mathcal{O}} = d_1 d_3 \cdots d_{n+1}.$$

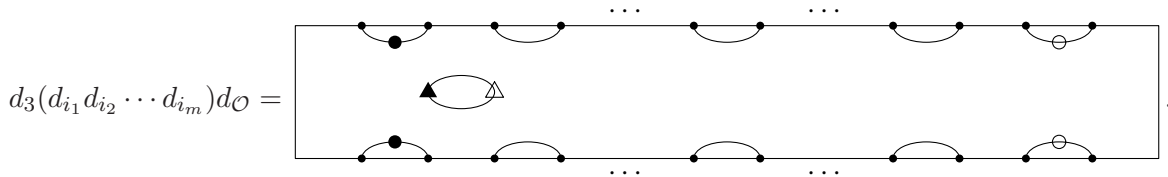
Then



In particular, $d_{\mathcal{O}}$ is identical to d , except that it has no loop edges. If d has no loop edges (i.e., $k = 0$), then we are done. Suppose $k > 0$. By making the appropriate repeated applications of the left and right-handed versions of Lemmas 6.1.4 and 6.1.5 and a single application of Lemma 6.1.6, there exists a sequence of simple diagrams $d_{i_1}, d_{i_2}, \dots, d_{i_m}$ such that



But then



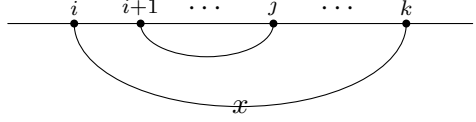
To produce k loops, we repeat this process $k - 1$ more times. That is,

$$d = (d_3(d_{i_1} d_{i_2} \cdots d_{i_m}))^k d_{\mathcal{O}}.$$

This shows that d can be written as a product of simple diagrams, as desired. \square

6.3. More preparatory lemmas. We need to show that the $\mathbb{Z}[\delta]$ -module $\mathcal{M}[\mathcal{D}_n^b(\Omega)]$ is closed under multiplication, so that it is, in fact, a $\mathbb{Z}[\delta]$ -algebra. We shall prove a few additional lemmas that will aid in the process.

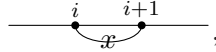
Lemma 6.3.1. *Let d be an admissible diagram with the following edge configuration at nodes i and $i+1$:*



where x represents a (possibly trivial) block of decorations. Then $d_i d = 2^c d'$, where $c \in \{0, 1\}$ and d' is an admissible diagram. Moreover, $c = 1$ if and only if $i = 1$.

Proof. The only case that requires serious consideration is if $i = 1$; the result follows immediately if $i > 1$. Assume that $i = 1$. Since d is admissible, $x \in \{\bullet, \bullet \triangle, \bullet \circ\}$. In any case, $d_1 d = 2d'$ for some diagram d' , where the non-propagating edge joining node j to node k in d' is one of the following blocks: $\blacktriangle, \blacktriangle \triangle$, or $\blacktriangle \circ$. It follows that d' is admissible. \square

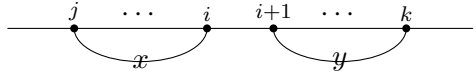
Lemma 6.3.2. *Let d be an admissible diagram with the following edge configuration at nodes i and $i+1$:*



where x represents a (possibly trivial) block of decorations. Then $d_i d = \delta^c d'$, where $c \in \{0, 1\}$ and d' is an admissible diagram. Moreover, $c = 0$ if and only if $x \in \{\bullet \triangle, \blacktriangle \triangle, \blacktriangle \circ\}$.

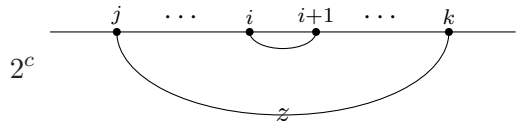
Proof. We consider two cases. For the first case, assume that $1 < i < n+1$. Since d is admissible, $x \in \{1, \blacktriangle, \triangle, \blacktriangle \triangle\}$. (Note that $x = \blacktriangle \triangle$ only if d is undammed; otherwise d would not be LR-decorated.) In either case, $d_i d$ produces a loop decorated with the block x along with a diagram that is identical to d , except that the block x has been removed from the edge joining i to $i+1$. The loop decorated with the block x is equal to δ , unless $x = \blacktriangle \triangle$, in which case the loop is irreducible. Regardless, the resulting diagram is admissible, as desired. For the second case, assume that $i = 1$ or n . Without loss of generality, assume that $i = 1$, the other case being symmetric. Since d is admissible, $x \in \{\bullet, \bullet \triangle\}$. If $x = \bullet$, then $d_1 d = \delta d$, as expected. If, on the other hand, $x = \bullet \triangle$ (which can only happen if d is undammed), then $d_1 d$ results in an admissible diagram that is identical to d except that we add a loop decorated by $\blacktriangle \triangle$ and remove the \triangle decoration from the edge connecting node 1 to node 2. \square

Lemma 6.3.3. *Let d be an admissible diagram with the following edge configuration at nodes i and $i+1$:*



where x and y represent (possibly trivial) blocks of decorations. Then $d_i d = 2^c d'$, where $c \in \{0, 1\}$ and d' is an admissible diagram.

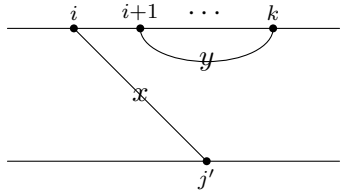
Proof. First, observe that $d_i d$ has the following edge configuration at nodes i and $i+1$:



where $xy = 2^c z$ and z is a basis element of \mathcal{V} . Note that since d is admissible, there will be at most one relation to apply in the product xy , which will happen exactly when the last decoration in x

and the first decoration in y are of the same type (open or closed). This implies that $c \in \{0, 1\}$. If $j = 1$ (respectively, $k = n + 2$), then the first (respectively, last) decoration in x (respectively, y) must be a \bullet (respectively, \circ) decoration. Furthermore, if $j = 1$ (respectively, $k = n + 2$), then this is the only occurrence of a \bullet (respectively, \circ) decoration on a non-propagating edge in the north face of d . By inspecting the possible relations we can apply, this implies that if $j = 1$ (respectively, $k = n + 2$), the first (respectively, last) decoration of z must be a \bullet (respectively, \circ) decoration and this is the only occurrence of a \bullet (respectively, \circ) decoration on a non-propagating edge of the diagram that results from the product $d_i d$. If, on the other hand, $j \neq 1$ and $k \neq n + 2$, then neither of x or y may contain a \bullet or \circ decoration. In this case, z will not contain any \bullet or \circ decorations either. This argument shows that the diagram that results from the product $d_i d$ must be admissible. \square

Lemma 6.3.4. *Let d be an admissible diagram such that $\mathbf{a}(d) > 1$ with the following edge configuration at nodes i and $i + 1$:*



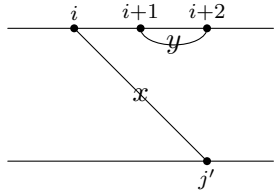
where x and y represent (possibly trivial) blocks of decorations. Then $d_i d = 2^c d'$, where $c \in \{0, 1\}$ and d' is an admissible diagram.

Proof. Note that $1 \leq i < n + 1$. Since d is dammed, y is either equal to the identity in \mathcal{V} or is equal to an open decoration. On the other hand, x could be equal to the identity in \mathcal{V} , a single closed decoration, a single open decoration, or if d has a unique propagating edge, then x could be an alternating sequence of open and closed decorations. We consider two cases: (1) $1 < i < n + 1$ and (2) $i = 1$.

Case (1): For the first case, assume that $1 < i < n + 1$. In this case, there will not be any relations to apply in the product of d_i and d unless the first decoration on the edge joining i to j' in d is open and y is also an open decoration, in which case $d_i d$ will be equal to 2 times an admissible diagram, as desired.

Case (2): Now, assume that $i = 1$. Since d is admissible, either x is trivial or the first decoration on the edge joining 1 to j' in d must be closed. If x is trivial, then $j = 1$, in which case, $d_i d$ is equal to a single admissible diagram. If the first decoration is closed, then $d_i d$ equals 2 times an admissible diagram, as expected. \square

Lemma 6.3.5. *Let d be an admissible diagram such that $\mathbf{a}(d) = 1$ with the following edge configuration at nodes i and $i + 1$:*

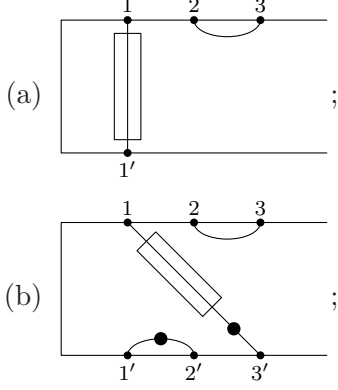


where x and y represent (possibly trivial) blocks of decorations. Then $d_i d = 2^c d'$, where $c \in \{0, 1\}$ and d' is an admissible diagram with $\mathbf{a}(d') = 1$.

Proof. Since $\mathbf{a}(d) = 1$, the non-propagating edge joining $i + 1$ to $i + 2$ is the unique non-propagating edge in the north face of d . Also, note that $1 \leq i \leq n$, where i must be odd. Furthermore, since $\mathbf{a}(d) = 1$, the edge configuration at nodes i and $i + 1$ forces $j \in \{i, i + 2\}$. According to Lemma

3.3.7, the diagram that is produced by multiplying d_i times d has \mathbf{a} -value 1. We consider three cases: (1) $i = 1$, (2) $1 < i < n$, and (3) $i = n$.

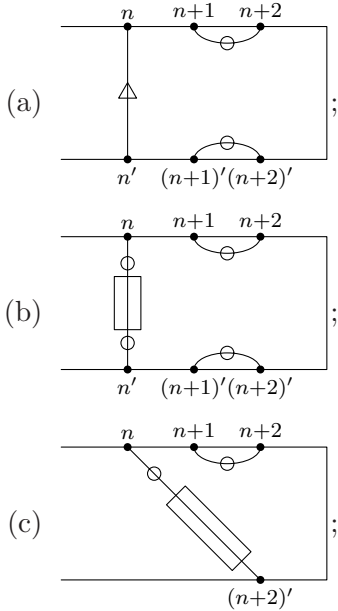
Case (1): Assume that $i = 1$. This implies that $j \in \{1, 3\}$. Then the possible edge configurations at nodes 1 and 2 of d that are consistent with axiom (C5) of Definition 5.1.1 are as follows:



where the rectangle represents a (possibly trivial) sequence of blocks such that each block is a single \blacktriangle . In any case, we see that $d_i d = d_1 d = 2^c d'$, where $c \in \{0, 1\}$ and d' is an admissible diagram.

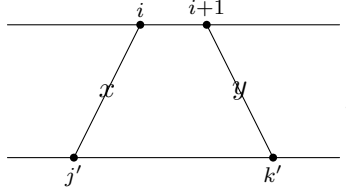
Case (2): Next, assume that $1 < i < n$. In this case, since $\mathbf{a}(d) = 1$, the restrictions on i and j' imply that both x and y are trivial. That is, the propagating edge from i to j' and the non-propagating edge from $i + 2$ to $i + 3$ are undecorated. Therefore, it is quickly seen that $d_i d = d'$ for some admissible diagram d' .

Case (3): For the final case, assume that $i = n$. This implies that $j \in \{n, n + 2\}$. Then the possible edge configurations at nodes n and $n + 1$ of d that are consistent with axiom (C5) of Definition 5.1.1 are as follows:



where the rectangle represents a sequence of blocks such that each block is a single Δ . In any case, we see that $d_i d = d_n d = 2^c d'$, where $c \in \{0, 1\}$ and d' is an admissible diagram. \square

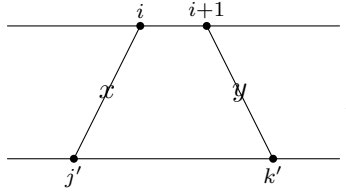
Lemma 6.3.6. *Let d be an admissible diagram such that $\mathbf{a}(d) > 1$ with the following edge configuration at nodes i and $i+1$:*



where x and y represent (possibly trivial) blocks of decorations. Then $d_i d = 2^c d'$, where $c \in \{0, 1\}$ and d' is an admissible diagram.

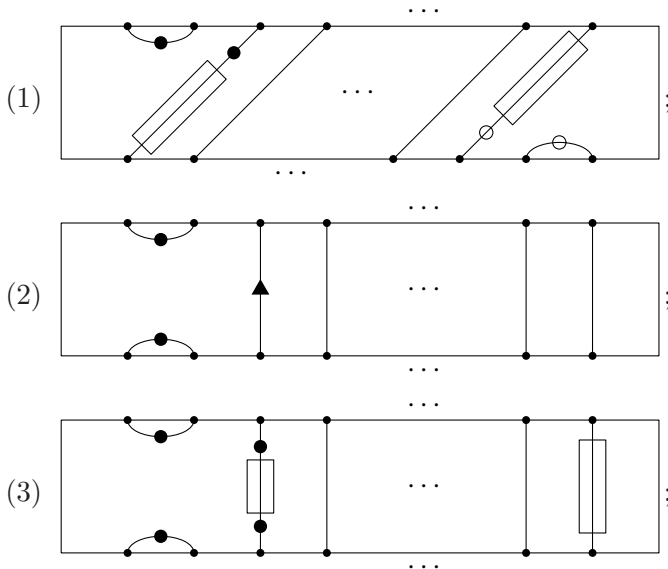
Proof. Since d is LR-decorated, x and y cannot be of the same type (open or closed). The only time there is potential to apply any relations when multiplying d_i times d is if $i = 1$ (respectively, $i = n + 1$) and x (respectively, y) is nontrivial. Regardless, it is easily seen that the statement of the lemma is true. \square

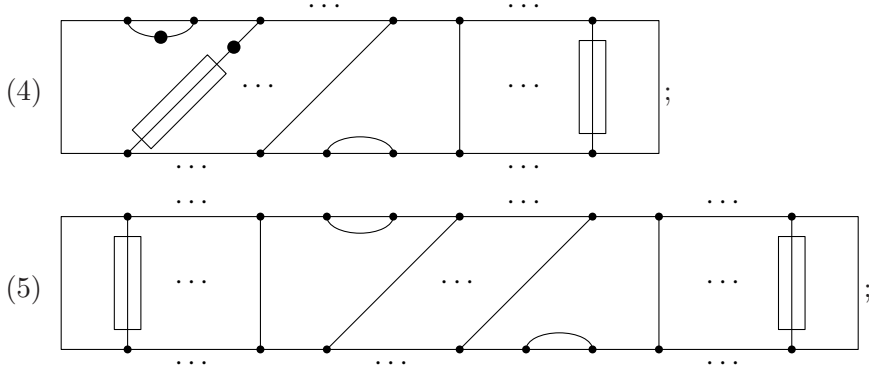
Lemma 6.3.7. *Let d be an admissible diagram such that $\mathbf{a}(d) = 1$ with the following edge configuration at nodes i and $i+1$:*



where x and y represent (possibly trivial) blocks of decorations. Then $d_i d = 2^k d'$, where $k \geq 0$ and d' is an admissible diagram with $\mathbf{a}(d') > 1$.

Proof. According to Lemma 3.3.7, the diagram that is produced by multiplying d_i times d has \mathbf{a} -value strictly greater than 1. In this case, the sequence of blocks of decorations occurring on the leftmost (respectively, rightmost) propagating edge of d will conjoin in the product of d_i and d . This implies that $d_i d = 2^k d'$ for $k \geq 0$ and some diagram d' . To see that d' is admissible, we consider the following five possibilities for d ; any remaining possibilities are analogous.





where the rectangle on the leftmost (respectively, rightmost) propagating edge represents a (possibly trivial) sequence of blocks such that each block is a single \blacktriangle (respectively, \triangle). In each of these cases, if d has propagating edges joined to nodes i and $i + 1$ in the north face, it is quickly seen that the diagram d' that results from multiplying d_i times d will be consistent with the axioms of Definition 5.1.1 since $\bullet\blacktriangle\cdots\blacktriangle\bullet$ and $\blacktriangle\cdots\blacktriangle$ (respectively, $\circ\triangle\cdots\triangle\circ$ and $\triangle\cdots\triangle$) are equal to a power of 2 times \blacktriangle (respectively, \triangle). \square

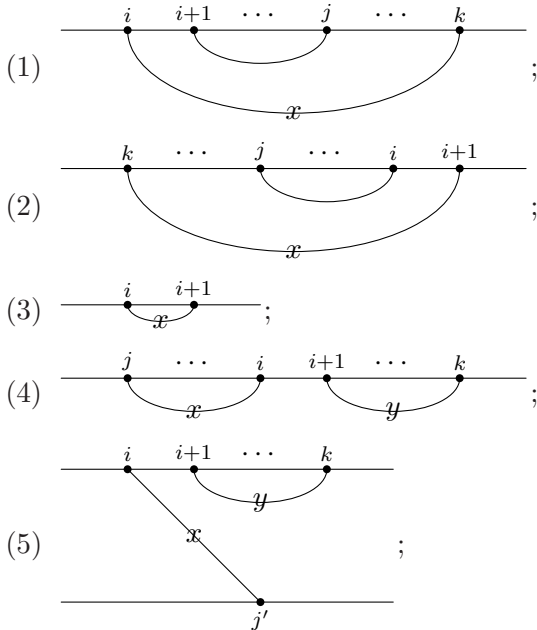
6.4. The set of admissible diagrams form a basis for \mathbb{D}_n . The next lemma states that the product of a simple diagram and an admissible diagram results in a multiple of an admissible diagram. The proof relies on stringing together Lemmas 6.3.1–6.3.7.

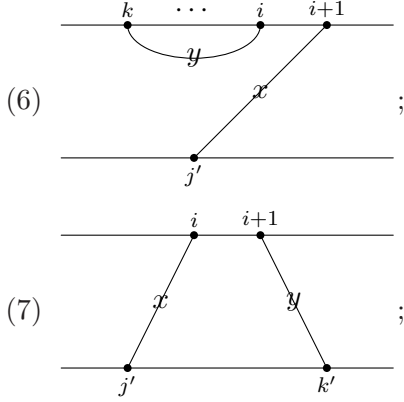
Lemma 6.4.1. *Let d be an admissible diagram. Then*

$$d_i d = 2^k \delta^m d'$$

for some $k, m \in \mathbb{Z}^+ \cup \{0\}$ and admissible diagram d' .

Proof. Let d be an admissible diagram and consider the product $d_i d$. Observe that the possible edge configurations for d at nodes i and $i + 1$ are as follows:





Case (1) follows from Lemma 6.3.1 and case (2) follows from a symmetric argument. Case (3) follows from Lemma 6.3.2. Lemma 6.3.3 yields case (4). Case (5) follows from Lemmas 6.3.4 and 6.3.5 and case (6) follows by a symmetric argument. Finally, Lemmas 6.3.6 and 6.3.7 prove case (7). \square

Proposition 6.4.2. *The $\mathbb{Z}[\delta]$ -module $\mathcal{M}[\mathcal{D}_n^b(\Omega)]$ is a $\mathbb{Z}[\delta]$ -subalgebra of $\widehat{\mathcal{P}}_{n+2}^{LR}(\Omega)$.*

Proof. It remains to show that the product of any two admissible diagrams results in a linear combination of admissible diagrams. According to Proposition 6.2.4, each admissible diagram can be written as a product of simple diagrams. It suffices to show that the product of a simple diagram and an admissible diagram is equal to a linear combination of admissible diagrams. But this is exactly Lemma 6.4.1, and so we have our desired result. \square

We are finally ready to show that the admissible diagrams form a basis for \mathbb{D}_n .

Theorem 6.4.3. *The $\mathbb{Z}[\delta]$ -algebras $\mathcal{M}[\mathcal{D}_n^b(\Omega)]$ and \mathbb{D}_n are equal. Moreover, the set of admissible diagrams is a basis for \mathbb{D}_n .*

Proof. Propositions 6.2.4 and 6.4.2 imply that $\mathcal{M}[\mathcal{D}_n^b(\Omega)]$ is a subalgebra of \mathbb{D}_n . However, \mathbb{D}_n is the smallest algebra containing the simple diagrams, which $\mathcal{M}[\mathcal{D}_n^b(\Omega)]$ also contains since the simple diagrams are admissible. Therefore, we must have equality of the two algebras. By Proposition 5.3.2, the set of admissible diagrams is a basis for $\mathcal{M}[\mathcal{D}_n^b(\Omega)]$. Therefore, the set of admissible diagrams is a basis for \mathbb{D}_n . \square

7. CLOSING REMARKS AND FURTHER RESEARCH

In this paper, we constructed an infinite dimensional associative diagram algebra \mathbb{D}_n . We were able to easily check that this algebra satisfies the relations of $TL(\tilde{C}_n)$, thus showing that there is a surjective algebra homomorphism from $TL(\tilde{C}_n)$ to \mathbb{D}_n . Moreover, we described the set of admissible diagrams and accomplished the more difficult task of proving that this set of diagrams forms a basis for \mathbb{D}_n .

What remains to be shown is that our diagrammatic representation is faithful and that each admissible diagram corresponds to a unique monomial basis element of $TL(\tilde{C}_n)$. Demonstrating injectivity of the homomorphism between $TL(\tilde{C}_n)$ and \mathbb{D}_n is dealt with in Chapter 10 of the author's 2008 PhD thesis [2] and will be the focus of the sequel to this paper.

With the exception of type \tilde{A} , all other generalized Temperley–Lieb algebras with known diagrammatic representations are finite dimensional. In the finite dimensional case, counting arguments are employed to prove faithfulness, but these techniques are not available in the type \tilde{C} case since $TL(\tilde{C}_n)$ is infinite dimensional.

Instead, we will make use of the author's classification in [3] of the “non-cancellable” elements in Coxeter groups of types A , B , and \tilde{C} (also see [2, Chapters 3–5]). Let W be a Coxeter group

and suppose that $w \in W$ is fully commutative and has a reduced expression beginning with $s \in S$. If there exists $t \in S$ such that s and t do not commute and tw (respectively, wt) is no longer fully commutative, we say that w is left (respectively, right) weak star reducible by s with respect to t . Then we define w to be weak star irreducible (or non-cancellable) if it is neither left or right weak star reducible. The classification of these irreducible elements provides the foundation for inductive arguments used to prove the faithfulness of \mathbb{D}_n .

One motivation behind studying these generalized Temperley–Lieb algebras is that they provide a gateway to understanding the Kazhdan–Lusztig theory of the associated Hecke algebra. Recall that if (W, S) is Coxeter system of type Γ , the associated Hecke algebra $\mathcal{H}(\Gamma)$ is an algebra with a basis given by $\{T_w : w \in W\}$ and relations that deform the relations of W by a parameter q . Loosely speaking, $TL(\Gamma)$ retains much of the relevant structure of $\mathcal{H}(\Gamma)$, yet is small enough that computation of the leading coefficients of the notoriously difficult to compute Kazhdan–Lusztig polynomials is often much simpler.

Using the diagrammatic representations of $TL(\Gamma)$ when Γ is of types A, B, D , or E , Green has constructed a trace on $\mathcal{H}(\Gamma)$ similar to Jones’ trace in the type A situation [10, 11]. Remarkably, this trace can be used to non-recursively compute leading coefficients of Kazhdan–Lusztig polynomials indexed by pairs of fully commutative elements, and this is precisely our motivation in the type \tilde{C} case.

In a future paper, we plan to construct a Jones-type trace on $\mathcal{H}(\tilde{C})$ using the diagrammatic representation of $TL(\tilde{C})$, allowing us to be able to quickly compute leading coefficients of the infinitely many Kazhdan–Lusztig polynomials indexed by pairs of fully commutative elements. Understanding the diagrammatic representation of $TL(\tilde{C}_n)$ and its corresponding Jones-type trace should provide insight into what happens in the more general case involving an arbitrary Coxeter graph Γ .

ACKNOWLEDGEMENTS

I would like to thank R.M. Green for many useful conversations during the preparation of this article.

REFERENCES

- [1] G.M. Bergman. The diamond lemma for ring theory. *Adv. Math.*, 29:178–218, 1978.
- [2] D.C. Ernst. *A diagrammatic representation of an affine C Temperley–Lieb algebra*. PhD thesis, University of Colorado at Boulder, 2008 (see [arXiv:0905.4457v1](https://arxiv.org/abs/0905.4457v1)).
- [3] D.C. Ernst. Non-cancellable elements in type affine C Coxeter groups. [arXiv:0910.0923v1](https://arxiv.org/abs/0910.0923v1), 2009.
- [4] J. Gier and A. Nichols. The two-boundary Temperley–Lieb algebra. *J. Algebra*, 321(4):1132–1167, 2009.
- [5] J.J. Graham. *Modular representations of Hecke algebras and related algebras*. PhD thesis, University of Sydney, 1995.
- [6] R.M. Green. Generalized Temperley–Lieb algebras and decorated tangles. *J. Knot Th. Ram.*, 7:155–171, 1998.
- [7] R.M. Green. Decorated tangles and canonical bases. *J. Algebra*, 246:594–628, 2001.
- [8] R.M. Green. On planar algebras arising from hypergroups. *J. Algebra*, 263:126–150, 2003.
- [9] R.M. Green. Star reducible Coxeter groups. *Glasgow Math. J.*, 48:583–609, 2006.
- [10] R.M. Green. Generalized Jones traces and Kazhdan–Lusztig bases. *J. Pure Appl. Alg.*, 211:744–772, 2007.
- [11] R.M. Green. On the Markov trace for Temperley–Lieb algebras of type E_n . *J. Knot Th. Ramif.*, 18:237–264, 2009.
- [12] R.M. Green and J. Losonczy. Canonical bases for Hecke algebra quotients. *Math. Res. Lett.*, 6:213–222, 1999.
- [13] R.M. Green, P.P. Martin, and A.E. Parker. On the non-generic representation theory of the symplectic blob algebra. [arXiv:0807.4101v1](https://arxiv.org/abs/0807.4101v1), 2008.
- [14] J.E. Humphreys. *Reflection Groups and Coxeter Groups*. Cambridge University Press, 1990.
- [15] V.F.R. Jones. Hecke algebra representations of braid groups and link polynomials. *Ann. of Math.* 2, 126:335–388, 1987.
- [16] V.F.R. Jones. Planar algebras, I. [arXiv:math/9909027v1](https://arxiv.org/abs/math/9909027v1), 1999.
- [17] L.H. Kauffman. State models and the Jones polynomial. *Topology*, 26:395–407, 1987.

- [18] P.P. Martin, R.M. Green, and A.E. Parker. Towers of recollement and bases for diagram algebras: planar diagrams and a little beyond. *J. Algebra*, 316:392–452, 2007.
- [19] P.P. Martin and H. Saleur. The blob algebra and the periodic Temperley–Lieb algebra. *Lett. Math. Phys.*, 30(3):189–206, 1994.
- [20] R. Penrose. Angular momentum: An approach to combinatorial space-time. In *Quantum Theory and Beyond*, E. Bastin, Ed., pages 151–180. Cambridge University Press, 1971.
- [21] J.R. Stembridge. On the fully commutative elements of Coxeter groups. *J. Algebraic Combin.*, 5:353–385, 1996.
- [22] H.N.V. Temperley and E.H. Lieb. Relations between percolation and colouring problems and other graph theoretical problems associated with regular planar lattices: some exact results for the percolation problem. *Proc. Roy. Soc. London Ser. A*, 322:251–280, 1971.
- [23] E. Verlinde. Fusion rules and modular transformation in 2D conformal field theory. *Nuclear Phys. B*, 300(360–376), 1988.

MATHEMATICS DEPARTMENT, PLYMOUTH STATE UNIVERSITY, PLYMOUTH, NH 03264

E-mail address: dcernst@plymouth.edu