

Producing high fidelity single photons with optimal brightness

K. Laiho, K. N. Cassemiro and Ch. Silberhorn

Max Planck Institute for the Science of Light, Günther-Scharowsky-Strasse 1/Building 24, D-91058 Erlangen, Germany

Abstract

Parametric down-conversion (PDC) offers the possibility to control the fabrication of non-Gaussian states such as Fock states. However, in conventional PDC sources energy and momentum conservation introduce strict frequency and photon number correlations, which impact the fidelity of the prepared state. In our work we optimize the preparation of single-photon Fock state from the emission of waveguided PDC via spectral filtering. We study the effect of correlations via photon number resolving detection and quantum interference. Our measurements show how the reduction of mixness due to filtering can be evaluated. Interfering the prepared photon with a coherent state we establish an experimentally measured fidelity of the produced target state of 78%.

1 Introduction

A practical single photon source should meet the demands of high fidelity, brightness and efficiency. As a source of photon pairs, parametric down-conversion (PDC) enables conditional state preparation—heralding on one of the twin photons (idler) gives exact timing information about the other (signal). In addition to this, single pass PDC sources have the advantage of operational simplicity and the quality of the quantum state preparation is mainly limited by the available detectors.

Recent experiments have demonstrated a full tomographic characterization of Fock states or photon added/subtracted states prepared from the PDC emission in the low gain regime [1, 2, 3]. Nevertheless, since the photon-number distribution of signal and idler is thermal, higher photon-number components degrade the fidelity of the prepared target state. This effect becomes prominent at higher gains i.e. if high preparation rates are needed. In addition to photon-number correlation, spectral correlation between the PDC photon pairs cannot be avoided in conventional sources [4, 5, 6, 7]. Although the spectral correlation is a useful resource for the generation of highly entangled states [8, 9, 10], the preparation of non-Gaussian states in one of the twin modes leads to mixness whenever the other field mode is traced out [11].

In the past, the manipulation of the spectral properties has been in the interest of broadband and efficient non-linear classical frequency conversion [12]. More recently, tailoring these properties has been suggested as a method of source engineering for quantum optics [13, 14]. Several sophisticated methods have been proposed for state decorrelation, which unfortunately often require means that are available only under specific conditions [15, 16, 17, 18, 19]. Nevertheless, the decorrelation of the PDC photons is always possible via spectral filtering, which drastically changes the shape of the spectral correlation function. The influence of the spectral correlation on the purity of a single photon state prepared by filtering was first experimentally demonstrated by Wasilewsky *et al.* [20].

In addition to the optimal state preparation, a precise characterization of the prepared photonic states both in photon-number and spectral degrees of freedom is required. The latest developments in photon counting technologies allows to characterize photonic states via the direct detection of the photon-number statistics. One of these techniques applicable for pulsed light is time-multiplexed detection (TMD), which enables a loss-tolerant reconstruction of photon statistics [21, 22]. Regarding the spectral properties, their impact on the state preparation can be studied via Hong-Ou-Mandel (HOM) type interference, originally applied to observe the temporal length of PDC photons [23]. This experiment

can be implemented with a symmetric beam splitter and a coincidence counting device. Two indistinguishable photons impinging simultaneously on the different ports of the beam splitter bunch together and no coincidences are detected. Thus, the measurement of HOM interference dip between signal and idler is a measure of their spectral indistinguishability, or in other words of their equity [10].

In order to characterize the total fidelity of the prepared single photon one must employ a spectrally pure reference field, which can be a highly attenuated coherent state. The measurement of HOM interference between these two independent sources allows to quantify their spectral overlap, as evidenced in several studies [24, 25, 26, 27, 28]. Considering more evolved non-Gaussian states, as displaced single photons, the determination of the overlap is essential in photon-number based state characterisation [29].

Lately, PDC sources with extreme high brightness have been accomplished by employing waveguided structures rather than bulk crystals [30]. As filtering happens at the cost of photon flux, waveguides (WGs) can offer benefits for preparing high fidelity single photons from spectrally correlated source. In this paper we show how to optimally adapt the bandwidth of the filter such that the trade-off between the fidelity and brightness of the source is balanced. This paper is organized as follows. In Sec. 2 we report a detailed study of the spectral correlation in a waveguided PDC source and give a recipe how to design the filter for optimal state decorrelation. In Sec. 3 we verify the performance of the employed filters. The photon-number statistics of the heralded state is presented in Sec. 4. Finally, in Sec. 5 we determine the spectral overlap between signal and reference and extract the fidelity between the heralded state and a single photon Fock state directly via HOM interference between two independent sources.

2 Properties of the spectral correlation function

The quantum state of photon pairs generated via PDC is usually described as

$$|\psi\rangle = |0\rangle + \zeta \int \int d\omega_s d\omega_i \phi(\omega_s, \omega_i) |\omega_s, \omega_i\rangle + O(\zeta^2), \quad (1)$$

where $|\zeta|^2 \ll 1$ is the pair creation probability proportional to the pump power, and the labels s, i refer to signal and idler. The spectral correlation function $\phi(\omega_s, \omega_i)$ arises as a consequence of energy and momentum conservation. The former is constrained by the spectrum of the pump pulse $\alpha(\omega_s, \omega_i)$ and the latter, being governed by the dispersion of the non-linear optical medium of the length L , is characterized by the phase-matching (PM) function $\Phi(\omega_s, \omega_i) = \text{sinc}(\Delta k(\omega_s, \omega_i)L/2)e^{i\Delta k(\omega_s, \omega_i)L/2}$. We study the spectral correlation in the vicinity of the central frequencies of pump, signal and idler ω_μ^0 ($\mu = p, s, i$), at which $\hbar\omega_p^0 = \hbar\omega_s^0 + \hbar\omega_i^0$ and $\Delta k^0 = k_s(\omega_s^0) + k_i(\omega_i^0) - k_p(\omega_p^0) - \frac{2\pi}{\Lambda} = 0$. The grating period Λ of the quasi-phaseshifted structure can be used for adapting the desired central wavelengths. (See e.g. [11]).

For simplicity, we describe the spectrum of the pump by a Gaussian envelope

$$\alpha(\nu_s, \nu_i) = e^{-\frac{1}{\sigma^2}(\nu_s + \nu_i)^2}, \quad (2)$$

where $\nu_\mu = \omega_\mu - \omega_\mu^0$ is the detuning from the central wavelength. In addition, we expand the phase-mismatch $\Delta k(\omega_s, \omega_i)$ appearing in the PM function in first order Taylor series around ω_μ^0 and use the Gaussian approximation for the sinc-function. Thus, the PM function can be estimated by

$$\Phi(\nu_s, \nu_i) \approx e^{-\frac{\gamma L^2}{4}(\kappa_s \nu_s + \kappa_i \nu_i)^2} e^{i\frac{L}{2}(\kappa_s \nu_s + \kappa_i \nu_i)}, \quad (3)$$

where $\kappa_\mu = k'_\mu(\omega_\mu^0) - k'_p(\omega_p^0)$ is determined by the group-velocity mismatch of the non-linear medium and the parameter $\gamma = 0.193$ adapts the width of the Gaussian to the width of the original sinc-function. Finally, the amplitude of the spectral correlation function is written as

$$\begin{aligned} |\phi(\nu_s, \nu_i)| &= \alpha(\nu_s, \nu_i) |\Phi(\nu_s, \nu_i)| \\ &\approx \exp \left(- \underbrace{\begin{bmatrix} \nu_s & \nu_i \end{bmatrix} \begin{bmatrix} \frac{1}{\sigma^2} + \gamma \frac{L^2}{4} \kappa_s^2 & \frac{1}{\sigma^2} + \gamma \frac{L^2}{4} \kappa_s \kappa_i \\ \frac{1}{\sigma^2} + \gamma \frac{L^2}{4} \kappa_s \kappa_i & \frac{1}{\sigma^2} + \gamma \frac{L^2}{4} \kappa_i^2 \end{bmatrix} \begin{bmatrix} \nu_s \\ \nu_i \end{bmatrix}}_{\mathcal{M}} \right), \end{aligned} \quad (4)$$

which represents an ellipse in the (ν_s, ν_i) -space as illustrated in Fig. 1(a). For a decorrelated and separable photonic state the ellipse is oriented parallel to the (ν_s, ν_i) -coordinates, i.e. the matrix \mathcal{M} in Eq. (4) is diagonal. Non-vanishing off-diagonal terms correspond to a correlated photonic state. We stress that these properties can be tailored by modifying the pump bandwidth or the PM properties, e.g. by adjusting the waveguide length.

The width of the ellipse axes are determined by the eigenvalues of \mathcal{M} and are equal to

$$\frac{1}{\sigma_{\text{ellipse axes}}^2} = \frac{1}{\sigma^2} + \gamma(\kappa_s^2 + \kappa_i^2) \frac{L^2}{8} \pm \sqrt{\frac{1}{\sigma^4} + \gamma^2(\kappa_s^2 + \kappa_i^2)^2 \frac{L^4}{64} + \gamma \frac{\kappa_s \kappa_i}{\sigma^2} \frac{L^2}{2}}, \quad (5)$$

whereas the tilt can be extracted from the eigenvectors. In the limit of spectrally broadband pump ($1/\sigma^2 \approx 0$) the tilt θ is given by $\tan(\theta) = \kappa_s/\kappa_i$ and the minor axis of the ellipse is purely determined by the PM properties,

$$\frac{1}{\sigma_{\text{PM}}^2} = \gamma(\kappa_s^2 + \kappa_i^2) \frac{L^2}{4}. \quad (6)$$

In Fig. 1(b) we show the behavior of this width as a function of L considering the expected material properties of our WG. Even though this theoretical prediction gives an indication about the PM properties, the actual spectral correlation function needs to be accurately characterized. This is especially important for waveguided PDC as the non-ideal properties of the guide typically influence the PM function significantly.

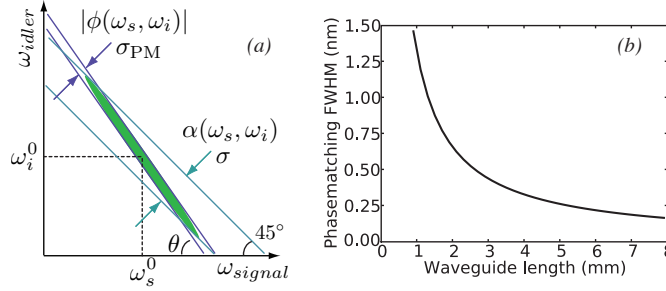


Figure 1: (a) Illustration of the spectral correlation following from the pump and PM properties. (b) Predicted FWHM (full width at half maximum) of the PM at 796 nm with respect to WG length. Employed WG parameters: $4 \times 6 \mu\text{m}^2$ cross section and 7.46 nm poling period.

In terms of Fock state preparation, the joint amplitude of signal and idler in Eq. (4) has to be decoupled. To optimally achieve this goal we employ a short WG, thus broadening the PM bandwidth, and a femtosecond pump, which allows the state decorrelation via a proper design of the spectral filter. Filtering reduces the width of the ellipse's major axis and modifies the correlation such that the ellipse evolves into a circular shape or has a very small remaining tilt. Thence, the bandwidth of filter has to be matched with the width of the ellipse's minor axis.

2.1 Simple estimation of the ellipse's angle and axis

One of the most direct ways to characterize the tilt of the spectral correlation ellipse is to measure the unconditional spectral marginal distributions of signal and idler. The tilt is determined by the simple relation $\tan(\theta) = \frac{\Delta\omega_i}{\Delta\omega_s}$, where $\Delta\omega_\mu$ ($\mu = i, s$) is the FWHM of the marginal. However, several spatial modes can propagate in the WG and an accurate determination of the tilt via this method becomes difficult [31]. Another possibility relies on detuning the pump wavelength and observing the respective change in the central wavelengths of signal and idler. Similarly, we can also employ narrowband filters in signal and idler arms, and record the wavelengths at which photon-number correlation appears, thus mapping the spectral correlation function.

In all PDC measurements presented in this paper we employed a 2.1 mm long, type-II, periodically poled KTP WG, which was pumped by a frequency doubled Ti:Sapphire laser operating at ultrafast regime (796 nm, 10 nm FWHM, 170 fs autocorrelation length and 1 – 4 MHz repetition rate). For the estimation of the ellipse's tilt we separated signal and idler photons in a polarizing beam splitter and launched them into single mode (SM) fibers. The single photon spectra was measured with a sensitive spectrograph (Andor) and the photon-number correlation with avalanche photo diodes (APDs) as illustrated in Fig. 2(a). First of all, we measured the spectral marginal distributions of signal and idler as shown in Fig. 2(b). After that, two narrowband interference filters were set on the beam paths of signal and idler and the photon-number correlation was mapped by tuning the filters. For the accurate determination of the ellipse's tilt the filter wavelengths were recorded with the spectrograph. From the results shown in Fig. 2(c) we extracted the following value for the tilt: $\theta = 54.7^\circ \pm 1.5^\circ$.

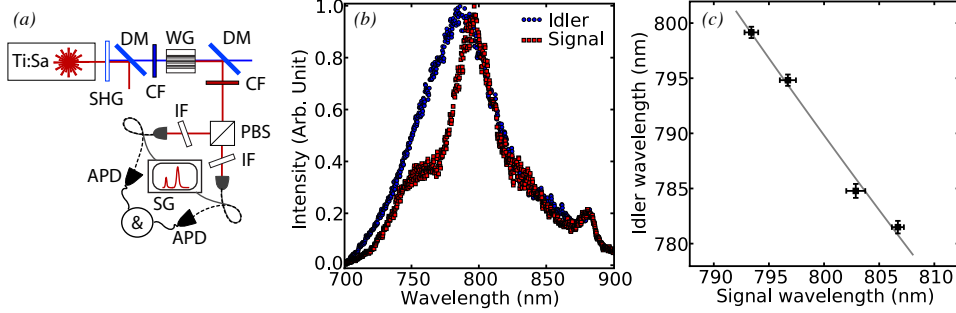


Figure 2: (a) Setup for measuring the tilt of the PM function. [The list of abbreviations appears in Fig. 5.] (b) Nearly degenerate, measured marginal distributions of signal and idler and (c) the wavelengths at which coincidence counts between signal and idler were recorded.

Regarding the major axis of the correlation ellipse, note that its width is highly dependent on the bandwidth of the pump as illustrated in Fig. 1(a). The FWHM of the major axis can be roughly estimated from the marginal distributions by $\Delta\omega_s / \cos(\theta) \approx \Delta\omega_i / \sin(\theta)$. Our results indicate that pumping the WG with 1 – 1.5 nm broad pulse leads to an approximately 35 – 40 nm broad major axis, which increases to values between 55 – 60 nm, if the pump is 2 – 2.5 nm broad.

According to Fig. 1(c) the exact determination of the PM bandwidth of our WG, i.e. the minor axis of the ellipse, requires sub-nanometer resolution. Instead of employing sensitive monochromators, we studied the second harmonic (SH) response of the WG. In this process two photons at the fundamental frequency give rise to a single up-converted one. Therefore, the fundamental probe always lies on the line $\omega_i = \omega_s$ of the (ω_s, ω_i) -space, as illustrated in Fig. 3(a). In other words, tuning the frequency of the fundamental probe and measuring the respective SH response allows us to characterize the width of the PM function. If the fundamental probe is narrow with respect to the PM bandwidth σ_{PM} , and the tilt of the PM only slightly deviates from 45° , the envelope of the SH response is approximately equal to

$$I(\nu_{SH}) \sim \exp\left(-\frac{\nu_{SH}^2}{\sigma_{PM}^2}\right). \quad (7)$$

We recorded the SH response with a grating spectrometer by tuning the fundamental probe (795.7 nm, 0.6 nm FWHM, and 4.12 ps autocorrelation length) in steps of approximately 0.2 nm over the phase matching curve. In our case, the measurement is limited by both, the resolution of the spectrograph (0.36 nm at 800 nm) and the bandwidth of the fundamental probe beam. Nevertheless, our results shown in Fig. 3(c) indicate that we can probe the shape of the PM function and that its bandwidth is on the order of the probe bandwidth.

By combining our findings we are able to reconstruct the correlation ellipse $|\phi(\nu_s, \nu_i)|^2$ of our photon source. Using the estimated values of the tilt and width of the PM, and taking into account a pump with FWHM of 2.5 nm we obtain the ellipse shown in Fig. 4(a). The result implies that signal and idler

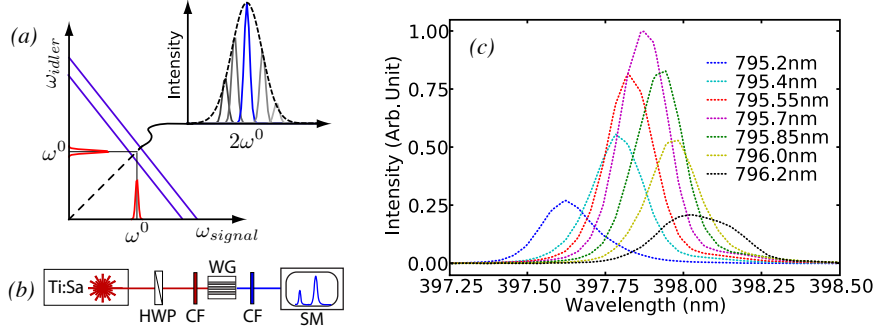


Figure 3: (a) Illustration of how to scan the PM structure with SH measurements. (b) Setup employed in the SH measurement. [The list of abbreviations appears in Fig. 5.] (c) Measured SH responses to different fundamental wavelengths.

are highly frequency correlated, which is a consequence of the long interaction length of the PDC photons in the WG. Further, our result suggests that the optimal filter bandwidth is on the order of 0.6 nm. Unfortunately, spectral filters at 800 nm with high transmission and narrow bandwidth are rarely available. In consequence, we study in the next section the decorrelation of the generated photonic state by employing spectral filters with 1 nm and 2.5 nm bandwidths. We expect slight remaining correlations after sending the prepared state through these filters as shown in Figs 4(b) and 4(c), respectively.

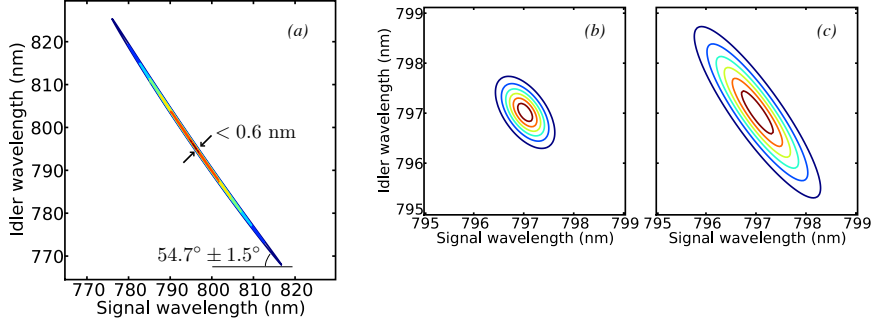


Figure 4: (a) The reconstructed spectral correlation ellipse $|\phi(\nu_s, \nu_i)|^2$. We applied in the simulation 2.5 nm broad pump at centered at 795.7 nm. Correlations remaining between signal and idler after (b) 1 nm and (c) 2.5 nm broad spectral filtering.

3 Decorrelation of signal and idler

The indistinguishability between signal and idler can be studied via a HOM interference, where signal and idler are superimposed in a 50/50 beam splitter. The full visibility is achieved either if the correlation function is circular, or if it is symmetric with respect to the axis of energy preservation, i.e. if the correlation ellipse is oriented at 45° [32]. We employ this measurement to gain insight about the maximal spectral separability of the state.

We adapt the analysis of Avenhaus et al. [10] to the study of the HOM visibility with spectral filter. The interference between signal and idler can be characterized by the overlap factor

$$\mathcal{O} = \frac{\int \int d\nu_s d\nu_i \phi(\nu_s, \nu_i) \phi^*(\nu_i, \nu_s)}{\int \int d\nu_s d\nu_i |\phi(\nu_s, \nu_i)|^2}. \quad (8)$$

Using the Gaussian approximation of the spectral correlation function, the overlap factor can be expressed as a product of a spectral (s) and a temporal (t) overlap i.e., $\mathcal{O} = \mathcal{O}_s \mathcal{O}_t$. While spectral mismatch results from an asymmetric spectral correlation function, temporal mismatch originates from the phase terms, which are ultimately related to the properties of the birefringent media. These can be inferred from the properties of the correlation ellipse via Eq. (3). However, the temporal mismatch could be compensated by adding a delay line in the setup.

The defined overlap factors depend on the ellipse's tilt θ and aspect ratio \mathcal{A} , defined as the ratio between the major and minor axes. They can be expressed as

$$\mathcal{O}_s = \frac{2\mathcal{A}}{\sqrt{(1+\mathcal{A}^4)(1-\sin^2(2\theta)) + 2\mathcal{A}^2(1+\sin^2(2\theta))}} \quad \text{and} \quad (9)$$

$$\mathcal{O}_t = \exp\left(-\frac{\mathcal{A}^2}{2\gamma} \frac{[1-\sin^2(2\theta)]\mathcal{A}^2 + [1-\sin(2\theta)]^2}{[1+\mathcal{A}^4][1-\sin^2(2\theta)] + 2\mathcal{A}^2[1+\sin^2(2\theta)]}\right), \quad (10)$$

where we take use of an estimation that the PM width and the ellipse's minor axis are equal.

Since the twin-photons of a type-II process have orthogonal polarizations, we measured HOM interference fringes between signal and idler by rotating a half-wave plate in front of a polarizing beam splitter and recording the coincidence counts between the two output arms. The experiment was realized in three different cases: (I) without spectral filter, (II) including in the setup a spectral filter with FWHM of 2.5 nm and, (III) decreasing the width of the filter down to 1 nm. The filters were inserted in the joint beam path of signal and idler as shown in Fig. 5(a). According to auxiliary experimental observations, the time delay between p- and s-polarized modes is on the order of 700 fs. Since the temporal width of signal and idler, estimated by the filter bandwidth, is on the order of 1 – 2 ps, and since no delay line is inserted in the setup, the temporal overlap cannot be neglected in our measurements.

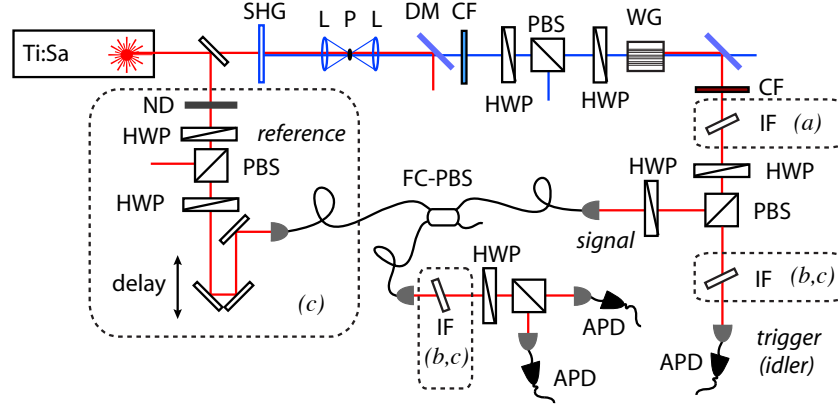


Figure 5: Setup for preparing and characterizing single photons from waveguided PDC source applied for (a) measuring HOM interference between signal and idler (b) recording the statistics of the heralded state and (c) measuring the HOM interference between two independent sources. Abbreviations: SHG = second harmonic generation (0.5 mm thick BBO), L = lens, P = pinhole, DM = dichroic mirror, CF = color glass filter, HWP = half-wave plate, PBS = polarizing beam splitter, WG = waveguide, IF = interference filter, ND = neutral density filter, FC-PBS = fiber coupled PBS, APD = avalanche photo diode, SG = spectrograph* and SM = spectrometer*. (* only shown in Figs 2 and 3.)

The visibility is defined by $V = (C_{max} - C_{min}) / (C_{max} + C_{min})$, where C indicates the amount of coincident counts. In terms of the overlap factor, the visibility can also be expressed as $V = (1 + \mathcal{O}) / (3 - \mathcal{O})$. The classical case, in which signal and idler are completely distinguishable, corresponds to the situation of zero overlap, i.e. $V = 1/3$. We measured, without any background subtraction, the following visibilities: $V(I) = 0.34 \pm 0.02$, $V(II) = 0.58 \pm 0.02$, and $V(III) = 0.81 \pm 0.03$,

corresponding to each of the above mentioned cases. The corresponding overlap factors must be compared with the theoretical prediction given in Eqs (9) and (10). For this we approximate the aspect ratios in a straightforward manner. When no filtering is applied, \mathcal{A} is estimated as the ratio of the experimentally extracted major and minor axes, i.e., $\mathcal{A}(I) \sim 90 - 100$. When spectral filtering is applied, we determine \mathcal{A} as the ratio of the filter bandwidth to the PM width i.e., $\mathcal{A}(II) \sim 4.2$ and $\mathcal{A}(III) \sim 1.7$. As expected, the spectral overlap alone does not explain our results, as can be seen in Fig. 6. By including the temporal overlap in the analysis, the employed model predicts the right tendency, even though in the experiment we have neither control over spatial degree of freedom nor any compensation for dispersion or chirp.

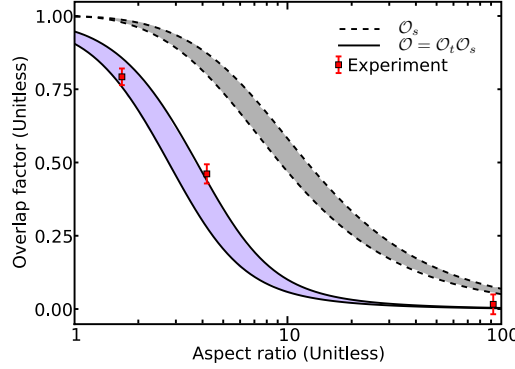


Figure 6: Measured overlap values (squares) together with theoretical estimation for the spectral (dashed line) and total (solid line) overlaps with respect to the aspect ratio. We consider the PM tilt of $\theta = 54.7^\circ \pm 1.5^\circ$ (indicated with the shaded areas).

We conclude that our model, which includes only experimentally extracted characteristics of the PM, explains with high confidence results of an independent experiment. In addition, it predicts how the spectral correlation between signal and idler can be manipulated with the selected filter. In the next sections we study how the heralded state is affected by the higher photon-number contributions and remaining spectral correlation.

4 Measurement of the heralded statistics

Apart from the spectral correlation, the contributions of higher photon-number components decrease the fidelity of the heralded single photon state. We studied this by measuring the dependence of the heralded statistics on the spectral filtering applied both in signal and idler arms. As before, we pumped our PDC source with a frequency doubled Ti:Sapphire laser. The pump beam was sent through a simple spatial mode cleaner before being launched into the WG. After that, the pump was filtered out and the twins were divided into two independent paths. The idler was sent through 1 nm broad interference filter and, finally, coupled into SM fiber.

We measured the heralded statistics for two different configurations: either without filter or with a 2.5 nm interference filter inserted in the signal arm. The setup shown in Fig. 5(b) was arranged such that the idler was used as a trigger and the statistics of the signal was measured with a “two-bin TMD”. This detector consists of a single 50/50 beam splitter, constructed by using a half-wave plate in front of a polarizing beam splitter. The loss tolerance of the TMD was achieved by accurate calibration of loss $L(\eta)$ and convolution matrices C [33]. The signal statistics \vec{q} was then deduced by inverting the click statistics \vec{p}_{click} , i.e. $\vec{q} = (CL(\eta))^{-1} \vec{p}_{click}$.

From our results one can observe that the heralded statistics presents a large two-photon contribution [Fig. 7(a)], which is reduced by placing a narrow band filter in the signal arm [Fig. 7(b)]. We understand this result as an indication that, at higher gains, a large amount of distinct spectral modes

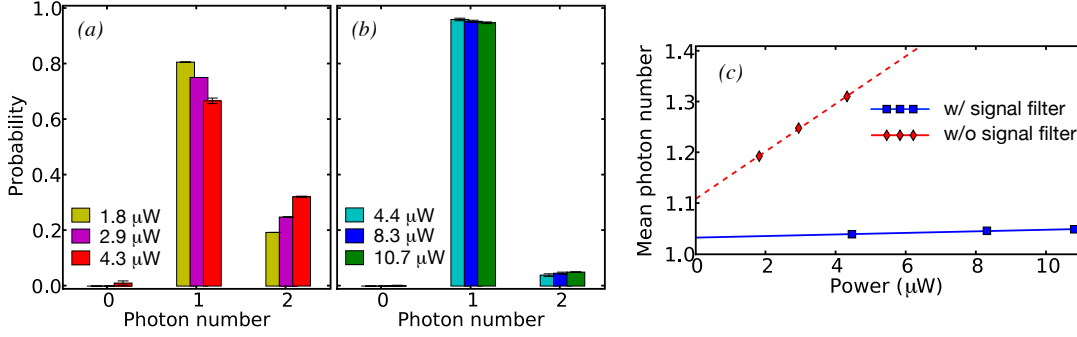


Figure 7: Herald statistics at different pump powers with (a) no filter and (b) 2.5 nm filter in signal. (c) Mean photon number of the statistics with respect to the pump power: diamonds referring to plot (a) and squares to plot (b) are shown together with linear fits to the data.

are excited simultaneously. If two idler photons are generated there is a high probability that just one of them has a good overlap with the filter mode. Therefore, by using a filter in the signal arm it is possible to reject the signal photon created together with the spectrally mismatched idler. In both cases the click statistics were inverted using an efficiency of 9.0%, corresponding to the ratio of coincident counts to singles. The highest trigger rate was 5.9 kHz, which is equivalent to a heralding probability of 0.16%. Regarding the single-photon state preparation, the one-photon contribution of the filtered signal was 95% at this trigger rate.

A comparison between the filtered and unfiltered statistics allows us to extract the degree of mode reduction given by the filter. For that, we model the multimode statistics as the convolution of several uniformly occupied modes. We begin the analysis with the single-mode case. The heralded statistics, being conditioned on a trigger event, has the form

$$P_{n|click} = \frac{P_{n \cap click}}{P_{click}}. \quad (11)$$

Moreover, the joint probability of having n photons in signal and detecting a click from idler is given by $P_{n \cap click} = P_n^{PDC} [1 - (1 - \eta_t)^n]$, where η_t is the efficiency at which the filtered mode is detected and P_n^{PDC} the probability of creating n signal (idler) photons, which always occur in pairs for PDC. Since in the experimental realization losses are very high, the joint probability can be approximated by $P_{n \cap click} \approx \eta_t n P_n^{PDC}$. The overall click probability is estimated as $P_{click} = \sum_n P_{n \cap click} \approx \eta_t \langle n \rangle$, where $\langle n \rangle$ indicates the mean photon number of the marginal PDC statistics. In this loss regime, the heralded statistics become independent of the trigger efficiency η_t and its mean photon number can be evaluated as $\langle n_{heralded} \rangle = \sum_n n P_{n|click} = \langle n^2 \rangle / \langle n \rangle$, with $\langle n^2 \rangle$ being the second moment of the marginal PDC statistics.

In the case of a multimode PDC with several uniformly excited modes, the statistics P_n^{PDC} is given by the convolution of the modes, each having the mean photon number $\langle n_{sm} \rangle$ and the second moment $\langle n_{sm}^2 \rangle$. For M excited modes we find that $\langle n \rangle = M \langle n_{sm} \rangle$ and $\langle n^2 \rangle = M \langle n_{sm}^2 \rangle + M(M-1) \langle n_{sm} \rangle^2$, from which we can calculate the multimode mean photon number of the heralded statistics. Considering a thermal single mode marginal distribution, $\varrho_n^{sm} = |\chi|^{2n} (1 - |\chi|^2)$ with $|\chi|$ being the gain of the PDC mode, the mean photon number of the heralded statistics can be approximated by

$$\begin{aligned} \langle n_{heralded} \rangle &= \frac{\langle n_{sm}^2 \rangle}{\langle n_{sm} \rangle} + (M-1) \langle n_{sm} \rangle \\ &\approx 1 + (M+1) |\chi|^2. \end{aligned} \quad (12)$$

We conclude that, in the limit of low pump powers, such that $|\chi|^2 \propto \text{pump power}$, the slope of the mean photon number depends on the number of modes. In Fig. 7(c) we show the mean photon number of the measured heralded statistics with respect to the pump power. By comparing the slopes, we estimate that

the reduction in the number of modes due to the filter at signal is on the order of 30. We emphasize that the model used is an approximation, where all modes are treated similarly, even though the trigger mode is a special one.

5 Interference between independent sources

In this section we study the HOM interference between two independent sources: the heralded signal and a strongly attenuated coherent field, here called reference. The visibility of the interference dip depends, on the one hand, on the presence of higher photon-number components and, on the other hand, on the spectral overlap between the target state and the reference. We experimentally investigate the cases of two- and three-fold HOM interferences. The former case corresponds to the interference between signal and reference neglecting the PDC photon-number correlation, while the latter is a particular case in which the signal state is heralded by trigger events.

We begin our study by considering a spectrally pure signal state. Further, we decompose the signal only up to the second order in the photon-number basis, which is justified under the experimental conditions. After that, we complete our description by adding the effect of spectral correlations between signal and idler. In the experiment, signal and reference are launched into the ports a and b of a 50/50 beam splitter. The density matrix of the input state $\hat{\rho}_{ab}$ can be written as

$$\hat{\rho}_{ab} = \left(p_0 |0\rangle \langle 0| + p_1 |1\rangle \langle 1| + p_2 |2\rangle \langle 2| \right)_a \otimes \left(|\beta\rangle \langle \beta| \right)_b, \quad (13)$$

in which p_n ($n = 0, 1, 2$) corresponds to the statistics of the photon-number mixed signal mode with $\sum_n p_n = 1$. The reference field has amplitude β and spectral distribution $u(\omega)$, such that $\int d\omega |\beta u(\omega)|^2 = |\beta|^2$. Since mode “ a ” is spectrally pure, its one- and two-photon components can be respectively described by $|1\rangle_a = \int d\omega f(\omega) \hat{a}^\dagger(\omega) |0\rangle_a$ and $|2\rangle_a = \frac{1}{\sqrt{2}} \int d\omega \int d\tilde{\omega} f(\omega) f(\tilde{\omega}) \hat{a}^\dagger(\omega) \hat{a}^\dagger(\tilde{\omega}) |0\rangle_a$, in which the spectral distribution $f(\omega)$ is normalized, i.e. $\int d\omega |f(\omega)|^2 = 1$.

Interference does not take place when the two input pulses arrive at the beam splitter at different times. To model that, we explicitly write the evolution of the fields considering a time delay τ . In the frequency domain, the beam splitter relations are given by

$$\begin{aligned} \hat{a}^\dagger(\omega) &= \frac{1}{\sqrt{2}} \left[\hat{c}^\dagger(\omega) - \hat{d}^\dagger(\omega) \right] e^{i\omega\tau}, \\ \hat{b}^\dagger(\omega) &= \frac{1}{\sqrt{2}} \left[\hat{c}^\dagger(\omega) + \hat{d}^\dagger(\omega) \right], \end{aligned} \quad (14)$$

in which c and d are the two output modes. These equations allow us to calculate the evolved state $\hat{\rho}_{cd}$. Finally, the probability of a coincident click can be calculated via $P = \text{Tr} \left\{ \hat{\rho}_{cd} \hat{\Pi}_c \otimes \hat{\Pi}_d \right\}$, where $\hat{\Pi}_c \otimes \hat{\Pi}_d = (\mathbb{1} - |0\rangle_c \langle 0|) \otimes (\mathbb{1} - |0\rangle_d \langle 0|)$ describes the POVM of two simultaneous clicks in the APDs. Using the bosonic commutation relation $[\hat{a}(\omega), \hat{a}^\dagger(\tilde{\omega})] = \delta(\omega - \tilde{\omega})$ and the fact that $\hat{b}(\omega) |\beta\rangle = \beta u(\omega) |\beta\rangle$, the probability of detecting a coincident click is given by

$$\begin{aligned} P &= p_0(1 - e^{-|\beta'|^2})^2 + p_1(1 - e^{-|\beta'|^2}) - p_1 T(\tau) |\beta'|^2 e^{-|\beta'|^2} \\ &\quad + p_2(1 - \frac{1}{2}e^{-|\beta'|^2}) - p_2 e^{-|\beta'|^2} (T(\tau) |\beta'|^2 + T'(\tau) \frac{|\beta'|^4}{4}), \end{aligned} \quad (15)$$

with $\beta' = \beta/\sqrt{2}$. The functions $T(\tau)$ and $T'(\tau)$ have the form

$$\begin{aligned} T(\tau) &= \int d\omega_1 \int d\omega_2 u^*(\omega_1) g(\omega_1, \omega_2) u(\omega_2) e^{i\tau(\omega_1 - \omega_2)}, \\ T'(\tau) &= \int d\omega_1 \int d\omega_2 \int d\omega_3 \int d\omega_4 u^*(\omega_1) u^*(\omega_2) h(\omega_1, \omega_2, \omega_3, \omega_4) u(\omega_3) u(\omega_4) e^{i\tau(\omega_1 + \omega_2 - \omega_3 - \omega_4)}, \end{aligned} \quad (16)$$

where $g(\omega_1, \omega_2) = f(\omega_1) f^*(\omega_2)$ and $h(\omega_1, \omega_2, \omega_3, \omega_4) = f(\omega_1) f(\omega_2) f^*(\omega_3) f^*(\omega_4)$. At the origin, $\tau = 0$, these factors determine the spectral overlap of the one- and two-photon wave-packets with

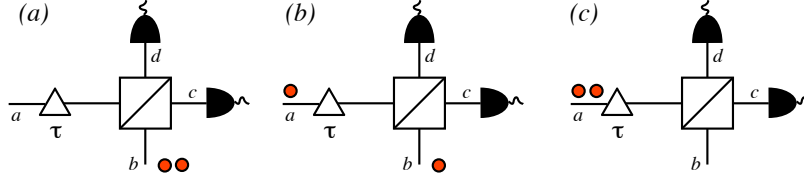


Figure 8: Contributions affecting the HOM interference between signal and reference.

respect to the reference. Finally, the visibility of the interference dip is defined by

$$\mathcal{V} = \frac{P(\tau \rightarrow \infty) - P(\tau = 0)}{P(\tau \rightarrow \infty)}. \quad (17)$$

In order to simplify our model we compare the independent impact of the one- and two-photon components of signal on the visibility. Considering perfect spectral overlap between these components and the reference field, and applying values of $|\beta|^2$ compatible with the experimental realization, we estimate that the interference of the one-photon component would have a visibility of above 98%, whereas the one of the two-photon component would be less than 5%. Therefore, in the regime of power considered here, the two-photon component of signal gives only a background contribution to the coincidences. Thus, we consider the spectral degree of freedom exclusively for the one-photon component of signal and reference. Further, we approximate $e^{-|\beta'|^2} \approx 1 - |\beta'|^2$, which is well valid within the experimental frame, and neglect the terms arriving from the interference of more than two photons (total number in mode “a” plus “b”). The remaining contributions are shown in Fig. 8 and they can be retrieved from Eq. (15) as follows. The first term corresponds to accidental counts due to the two-photon component of the reference and it can be re-expressed as $p_0(1 - e^{-|\beta'|^2})^2 \approx p_0|\beta'|^4$ [Fig. 8(a)]. The second and third terms account for the events where both signal and idler contain one single photon [Fig. 8(b)]. The probability of simultaneous accidental clicks due to one photon from signal and another from reference is given in the second term as $p_1(1 - e^{-|\beta'|^2}) \approx p_1|\beta'|^2$. Considering the first-order photon-number contribution, the third term describing the quantum interference between the single-photon components of signal and the reference can be rewritten as $p_1T(\tau)|\beta'|^2$. The fourth term takes into account accidental counts coming from signal, $p_2(1 - \frac{1}{2}e^{-|\beta'|^2}) \approx \frac{1}{2}p_2$ [Fig. 8(c)]. The last term, corresponding to interference of at least three photons, is an order of magnitude smaller than the other terms and thence it is neglected.

With the described simplifications, Eq. (15) can be rewritten as

$$P(\tau) = p_0|\beta'|^4 + p_1|\beta'|^2(1 - T(\tau)) + \frac{1}{2}p_2, \quad (18)$$

and the visibility in Eq. (17) can be written with respect to $|\beta|^2$ as

$$\mathcal{V}(|\beta|^2) = \frac{p_1T(\tau=0)}{p_0\frac{|\beta|^2}{2} + p_1 + p_2\frac{1}{|\beta|^2}}. \quad (19)$$

The maximal visibility is reached when mean photon number of the reference is $|\beta|_{\max}^2 = \sqrt{2p_2/p_0}$.

In the experimental situation the joint-spectral distribution of signal and idler is not separable, and thus the prepared state is spectrally mixed. Our model can be adapted to this condition by replacing the function $g(\omega_1, \omega_2)$ by a new one, in which a trace operation over the idler mode is realized. The spectral density of the one-photon component of the filtered PDC state is then given by

$$g_{\text{pdc}}(\omega_1, \omega_2) = \frac{1}{N} \left(\int d\omega_i \phi(\omega_1, \omega_i) \phi^*(\omega_2, \omega_i) t_i(\omega_i) \sqrt{t_s(\omega_1)} \sqrt{t_s(\omega_2)} \right), \quad (20)$$

where the $t_\mu(\omega)$ is the intensity transmission profile of the signal and idler filters employed in the state generation and N accounts for the normalization.

	$p_0(\%)$	$p_1(\%)$	$p_2(\%)$
2-fold	99.7896	0.2101	0.0003
3-fold	94.920	5.065	0.015

Table 1: Measured signal state statistics p_n ($n = 0, 1, 2$) without loss inversion.

	$\varrho_0(\%)$	$\varrho_1(\%)$	$\varrho_2(\%)$
3-fold	0.2 ± 0.2	93.1 ± 0.6	6.6 ± 0.6

Table 2: Statistics ϱ_n of the heralded state in Table 1 inverted with $4.8\% \pm 0.2\%$ efficiency.

Apart from the visibility, the width of the HOM interference dip offers information about the spectral properties of the prepared state. Using the Gaussian approximation for the spectral correlation function, reference, and filter profiles, the width of the HOM interference dip can be estimated via Eq. (18). Disregarding the background contributions, it can be written as

$$P_{\text{spectral}}(\tau) \propto 1 - T(\tau) = 1 - T^{\text{max}} \exp\left(-\frac{\tau^2}{2\sigma_t^2}\right), \quad (21)$$

where the temporal width of the interference dip, $\sigma_t^2 = \frac{1}{\sigma^2} + \frac{1}{\sigma_\beta^2} + \frac{1}{\sigma_{t_s}^2} + \frac{\sin^2 \theta}{\sigma_{pm}^2}$, is determined by the inverse widths of the pump σ , reference σ_β , signal filter σ_{t_s} , and phase matching σ_{pm} , as well as by the ellipse's tilt θ . The amplitude T^{max} describes the maximal expected value of the overlap, ranging from zero to one. We emphasize that the two- and three-fold interference dips have the same temporal width.

For the measurement of the HOM interference we used the setup shown in Fig. 5(c). A portion of the original laser beam was heavily attenuated and launched through a polarization maintaining SM fiber-coupler in s-polarization. The signal was launched to the fiber in p-polarization and overlapped with the reference at a 50/50 beam splitter, consisting of a half-wave plate and a polarizing beam splitter. Two 1 nm broad interference filters were inserted in the setup: one in the path of the trigger and the other in the joint arm of the signal and reference. We measured the HOM interference dip in the two- and three-fold cases for different amplitudes of the reference. By blocking the reference arm we measured the statistics of the signal state and obtained the results summarized in Table 1.

Substituting the measured statistics back into Eq. (19) we can find the maximal expected visibilities of $\mathcal{V}_{2\text{-fold}}^{\text{max}} = 0.46$ and $\mathcal{V}_{3\text{-fold}}^{\text{max}} = 0.75$. In these values we disregard the spectral mismatch, i.e. $T = 1$, and consider only the degradation due to the two-photon component. Our experimental results are shown in Fig. 9, where we plot the measured visibilities with respect to the mean photon number of the reference beam $|\beta|^2$. The latter can be found from the measured single-counts rate of the reference field, $P_{\text{singles}} = 1 - e^{-1/2|\beta|^2} \approx |\beta|^2/2$. The discrepancy between the expected and observed visibilities is a consequence of the spectral mismatch. We extract the value of the spectral overlap T from the measurement by fitting Eq. (19) to the experimental data. The obtained overlap values are $T_{2\text{-fold}} = 0.41 \pm 0.02$ and $T_{3\text{-fold}} = 0.65 \pm 0.03$. This clearly shows the increase in purity achieved via filtered herald, i.e the degree of spectral correlation between the twins is reduced for the selected conditioned events. Finally, the fidelity of the prepared state is given by $\mathcal{F} = \sqrt{\langle 1|\hat{\rho}|1 \rangle} = \sqrt{T\varrho_1}$, where T is the spectral overlap and ϱ_1 is the one-photon component of the inverted statistics shown in Table 2. Combining the results of the both measurements we find that the fidelity of the heralded state was $\mathcal{F}_{3\text{-fold}} = 0.78 \pm 0.03$.

The measured two- and three-fold interference dips that were recorded with reference powers close to the optimized values $|\beta|_{\text{max}}^2$ are shown in Figs 10(a) and 10(b), respectively. The temporal width of the interference dips was 2.0 ± 0.2 ps. Following Eq. (21) we theoretically study how this width changes as a function of the PM bandwidth [Fig. 10(c)]. The comparison of the measurement with our model suggests a FWHM of 0.5 ± 0.1 nm for the PM, which is in good agreement with the value extracted from SH measurements. Further exploring our knowledge about the spectral correlation function, we

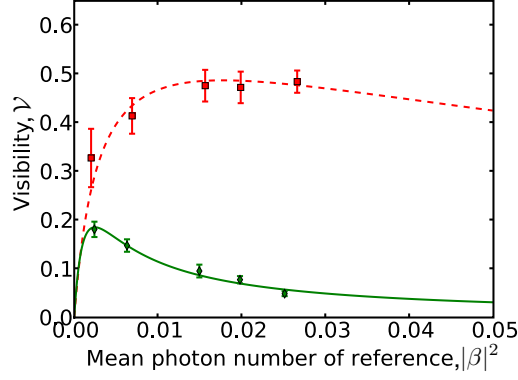


Figure 9: Visibility of the HOM interference dip with respect to the mean photon number of reference. Measured points are marked by diamonds (two-fold interference) and squares (three-fold interference). Solid and dashed lines correspond to the fitted curves from which the spectral overlap value can be extracted.

use Eqs. (16) and (20) in order to estimate the maximal spectral overlap T^{\max} in the two- and three-fold cases. In Fig. 10(c) we illustrate the theoretical predictions and compare them with the measured overlap values. In the three-fold case we find a good agreement with the model. However, the measured value of two-fold overlap deviates largely from the expected one. As no selection of the detection events by triggering is applied in the two-fold case, we believe that the properties of non-ideal WG, such as fluorescence and higher order spatial modes with complex spectral structure, degrade the result. In addition to this, the maximal expected values have not been achieved due to other experimental imperfections, which we believe to be related to mechanical instabilities and spatial mode mismatch.

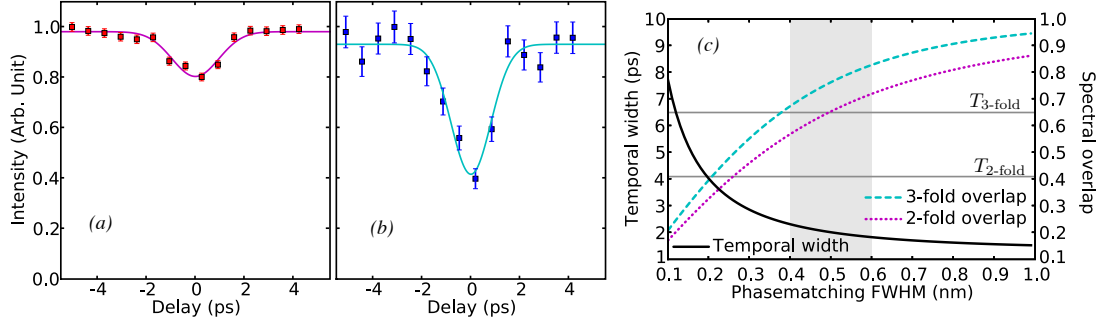


Figure 10: Measured HOM interference dips between the prepared signal state and the reference in (a) two- and (b) three-fold cases. (c) Theoretical estimation of the temporal width (black solid line) and maximal spectral overlaps (three-fold: dashed line, two-fold: dotted line) with respect to the PM bandwidth. Employed FWHM bandwidths: pump 2.5 nm, reference and filters 1 nm, and tilt of the PM: $\theta = 54.7^\circ$. Horizontal lines refer to the measured values of overlap. Shaded area indicates the FWHM of the PM estimated by the measured temporal width of the dips.

6 Conclusions

We have studied the ability to tailor the spectral properties of a conventional PP-KTP waveguide. Information about the spectral correlation between signal and idler was retrieved from simple experiments,

enabling to model our system with a standard theory of parametric down-conversion. The viability of this model was tested via the Hong-Ou-Mandel interference between the twin beams, showing a good agreement with the measurements. Since the production of more evolved non-Gaussian states, as displaced single-photon Fock states, requires an overlap between the signal and an independent reference field, we studied the quantum interference between the heralded state and a coherent reference. The spectral overlap was directly extracted from the visibility of the Hong-Ou-Mandel interference. Further, we experimentally characterized the two-photon contribution of the heralded statistics. Considering both, spectral overlap and contribution of one-photon component, the fidelity between the prepared state and a single-photon Fock-state was 78%. In addition, our observations show that heralding decreases the number of modes only if both, signal and idler, are spectrally filtered. Although we found that in the current experiment the spectral overlap between the reference and the signal state is not yet optimized, we provide a clear and simple recipe for tailoring the characteristics of the spectral correlation function and for testing the achieved degree of decoupling, i.e., the purity of the heralded state.

Acknowledgments

We thank M. Avenhaus, A. Christ and P. J. Mosley for valuable and helpful discussions. This work was supported by the European Commission from the Future and Emerging Technologies (FET) project CORNER under contract FP7-ICT-213681. K.N.C. acknowledges the support from the Alexander von Humboldt Foundation.

References

- [1] A. I. Lvovsky, H. Hansen, T. Aichele, O. Benson, J. Mlynck, and S. Schiller, “Quantum state reconstruction of the single-photon Fock-state,” *Phys. Rev. Lett.* **87**(5), 050402 (2001).
- [2] A. Zavatta, S. Visiani, and M. Bellini, “Quantum-to-classical transition with single-photon-added coherent states of light,” *Science* **306**, 660 (2004).
- [3] V. Parigi, M. Kim, and M. Bellini, “Probing quantum commutation rules by addition and subtraction of single photons to/from a light field,” *Science* **317**, 1890 (2007).
- [4] Y.-H. Kim and W. P. Grice, “Measurement of the spectral properties of the two-photon state generated via type II spontaneous parametric downconversion,” *Opt. Lett.* **30**, 908 (2004).
- [5] W. Wasilewski, P. Wasylczyk, P. Kolenderski, K. Banaszek, and C. Radzewicz, “Joint spectrum of photon pairs measured by coincidence Fourier spectroscopy,” *Opt. Lett.* **31**, 1130 (2006).
- [6] H. S. Poh, C. Y. Lum, I. Marcikic, A. Lamas-Linares, and C. Kurtsiefer, “Joint spectrum mapping of polarization entanglement in spontaneous parametric down-conversion,” *Phys. Rev. A* **75**, 043816 (2007).
- [7] J. Chen, A. J. Pearlman, A. Ling, J. Fan, and A. Migdall, “A versatile waveguide source of photon pairs for chip-scale quantum information processing,” *Opt. Express* **17**, 6727 (2009).
- [8] M. Hendrych, X. Shi, A. Valencia, and J. P. Torres, “Broadening the bandwidth of entangled photons: a step towards the generation of extremely short biphotons,” *Phys. Rev. A* **79**, 023817 (2009).
- [9] M. V. Fedorov, M. A. Efremov, P. A. Volkov, E. V. Moreva, S. S. Straupe, and S. P. Kulik, “Anisotropically and high entanglement of biphoton states generated in spontaneous parametric down-conversion,” *Phys. Rev. Lett.* **99**, 063901 (2007).
- [10] M. Avenhaus, M. V. Chekhova, L. A. Krivitsky, G. Leuchs, and Ch. Silberhorn, “Experimental verification of high spectral entanglement for pulsed waveguided spontaneous parametric down-conversion,” *Phys. Rev. A* **79**, 043836 (2009).

- [11] A. B. U'Ren, Ch. Silberhorn, R. Erdmann, K. Banaszek, W. P. Grice, I. A. Walmsley, and M. G. Raymer, "Generation of pure single photon wavepackets by conditional preparation based on spontaneous parametric downconversion," *Laser Phys.* **15**, 146 (2005).
- [12] J.-C. Diels and W. Rudolph, *Ultrashort laser pulse phenomena. Fundamentals, techniques, and applications on a femtosecond time scale*, 2nd ed. (Academic Press, 2006).
- [13] T. E. Keller and M. H. Rubin, "Theory of two-photon entanglement for spontaneous parametric down-conversion driven by a narrow pump pulse," *Phys. Rev. A* **56**, 1534 (1997).
- [14] W. P. Grice, A. B. U'Ren, and I. A. Walmsley, "Eliminating frequency and space-time correlations in multiphoton states," *Phys. Rev. A* **64**, 063815 (2001).
- [15] P. J. Mosley, J. S. Lundeen, B. J. Smith, P. Wasylczyk, A. B. U'ren, Ch. Silberhorn, and I. A. Walmsley, "Heralded generation of ultrafast single photons in pure quantum states," *Phys. Rev. Lett.* **100**, 133601 (2008).
- [16] A. Valencia, A. Cere, X. Shi, G. Molina-Terriza, and J. P. Torres, "Shaping the Waveform of Entangled Photons," *Phys. Rev. Lett.* **99**, 243601 (2007).
- [17] M. Avenhaus, A. Eckstein, P. J. Mosley, and Ch. Silberhorn, "Fiber-assisted single-photon spectrograph," *Opt. Lett.* **34**, 2873 (2009).
- [18] O. Cohen, J. S. Lundeen, B. J. Smith, G. Puentes, P. J. Mosley, and I. A. Walmsley, "Tailored photon-pair generation in optical fibers," *Phys. Rev. Lett.* **102**, 123603 (2009).
- [19] M. Halder, J. Fulconis, B. Cemlyn, A. Clark, X. Xiong, W. J. Wadsworth, and J. G. Rarity, "Non-classical 2-photon interference with separate intrinsically narrowband fibre sources," *Opt. Express* **17**, 4670 (2009).
- [20] W. Wasilewski, P. Kolenderski, and R. Frankowski, "Spectral density matrix of a single photon measured," *Phys. Lett.* **99**, 123601 (2007).
- [21] D. Achilles, Ch. Silberhorn, and I. A. Walmsley, "Direct, loss-tolerant characterization of nonclassical photon statistics," *Phys. Rev. Lett.* **97**(4), 043602 (2005).
- [22] M. Avenhaus, H. B. Coldenstrodt-Ronge, K. Laiho, W. Mauerer, I. A. Walmsley, and Ch. Silberhorn, "Photon number statistics of multimode parametric down-conversion," *Phys. Rev. Lett.* **101**, 053601 (2008).
- [23] C. K. Hong, Z. Y. Ou, and L. Mandel, "Measurement of subpicosecond time intervals between two photons by interference," *Phys. Rev. Lett.* **59**, 2044 (1987).
- [24] J. G. Rarity and P. R. Tapster, "Quantum interference: experiments and applications," *Phil. Trans. R. Soc. London A* **355**, 2267 (1997).
- [25] T. B. Pittman and J. D. Franson, "Violation of Bell's Inequality with Photons from Independent Sources," *Phys. Rev. Lett.* **90**, 240401 (2003).
- [26] T. B. Pittman, B. C. Jacobs, and J. D. Franson, "Heralding single photons from pulsed parametric down-conversion," *Opt. Comm.* **246**, 545 (2004).
- [27] J. G. Rarity, P. R. Tapster, and R. Loudon, "Non-classical interference between independent sources," *J. Opt. B: Quantum Semiclass. Opt.* **7**, S171 (2005).
- [28] P. Kolenderski and K. Banaszek, "Testing single-photon wave packets by Hong-Ou-Mandel interference," in *Proceedings of IEEE 2008 6th National Conference on Telecommunication Technologies and IEEE 2008 2nd Malaysia Conference on Photonics. NCTT-MCP 2008.*, pp. 94–97 (2008).

- [29] K. Laiho, M. Avenhaus, K. N. Cassemiro, and Ch. Silberhorn, “Direct probing of the Wigner function by time-multiplexed detection of photon statistics,” *New. J. Phys.* **11**, 043012 (2009).
- [30] M. Fiorentino, S. M. Spillane, R. G. Beausoleil, T. D. Roberts, P. Battle, and M. W. Munro, “Spontaneous parametric down-conversion in periodically poled KTP waveguides and bulk crystals,” *Opt. Express* **15**, 7479 (2007).
- [31] A. Christ, K. Laiho, A. Eckstein, T. Lauckner, P. J. Mosley, and Ch. Silberhorn, “Spatial modes in waveguided parametric downconversion,” *Phys. Rev. A* **80**, 033829 (2009).
- [32] W. P. Grice and I. A. Walmsley, “Spectral information and distinguishability in type-II down-conversion with broadband pump,” *Phys. Rev. A* **56**, 1627 (1997).
- [33] D. Achilles, Ch. Silberhorn, C. Sliwa, K. Banaszek, I. A. Walmsley, M. J. Fitch, B. C. Jacobs, T. B. Pittman, and J. D. Franson, “Photon-number-resolving detection using time-multiplexing,” *J. Mod. Opt.* **51**, 1499 (2004).