

# A New Approach to Modeling Choice with Limited Data

Vivek F. Farias

Srikanth Jagabathula

Devavrat Shah\*

Initial Version: September 20, 2009

## Abstract

We visit the following problem: For a ‘generic’ model of consumer choice (namely, distributions over preference lists) and a limited amount of data on how consumers actually make decisions (such as marginal preference information), how may one predict revenues from offering a particular assortment of choices? This is a central problem in operations research and marketing. We present a framework to answer such questions and design a number of tractable algorithms from a data and computational standpoint for the same.

## 1. Introduction

In acquiring a particular type of product or service, customers routinely face a plethora of choices. In deciding between these choices, a customer expresses her preferences for a particular product or service over others available to her. Given an understanding of the likely preferences of a typical customer, a seller is faced with an interesting question: among some universe of potential alternatives, what choices should the seller offer his customers with a view to maximizing his expected revenues? This is a challenging question to answer. To fix ideas, let us assume that our seller has a universe of  $N$  products,  $\mathcal{N}$ , and must decide on a subset of products to offer to his customers. Let  $p_i$  denote the retail price of product  $i$  and  $\mathcal{M}$  denote a generic subset of  $\mathcal{N}$ . In quantitatively deciding on an ‘optimal’ set of products to offer his customers, one approach for the seller would be to posit a probabilistic model of customer choice. In particular, such a model would yield the likelihood that a potential customer purchases product  $i$  given that the set of products on offer is  $\mathcal{M}$ . Let us denote this estimate by  $\mathbb{P}(i|\mathcal{M})$ . The problem the seller faces is then rather simple to state; the seller would like to find a subset of products  $\mathcal{M} \in \mathcal{N}$  that maximizes the expected revenue

$$\sum_{i \in \mathcal{M}} p_i \mathbb{P}(i|\mathcal{M}),$$

potentially subject to additional constraints such as, say, an upper bound on the size of the subset selected. While this is a potentially non-trivial optimization problem, it is frequently difficult to even simply ‘state’ the problem above. In particular, one faces the more fundamental issue of specifying the ‘choice’ model  $\mathbb{P}(\cdot|\cdot)$  as it is highly unlikely that a seller will have sufficient data to estimate a generic model of this type.

The problem of identifying a choice model from limited data is central in multiple fields including operations, marketing and econometrics. To date, the natural approach to dealing with the challenge of specifying a choice model with limited data has been to make parametric assumptions on the choice model

---

\*Author names appear in the alphabetical order of their last names. VF is with Operations Research Center and Sloan School of Management, MIT. SJ and DS are with the Laboratory for Information and Decision systems and Department of EECS, MIT. Emails: {vivekf, jskanth, devavrat@mit.edu}

that allow for its identification from such limited data. Of course, such an approach implicitly posits additional assumptions on the structure of a customer's choices. Doing so has natural pitfalls; specifically, such implicit assumptions may not be true in practice. Indeed, for one of the most commonly encountered parametric models in theoretical studies (the multinomial logit), it is a simple task to come up with a list of deficiencies ranging from serious economic fallacies presumed by the model to a lack of statistical fit to observed data for real-world problems. These issues have led to a rich literature of increasingly complex parametric choice models that posit and attempt to calibrate 'hierarchies' in how consumers make purchase decisions, among other things.

The present work begins with the following question: given a limited amount of data on customer preferences and assuming only a 'generic' model of customer choice, what can one say about expected revenues from some arbitrary given set of products? We take as our generic model of customer choice, the set of distributions over all possible customer preference lists (i.e. all possible permutations of  $\mathcal{N}$ ). Essentially any parametric model that one might encounter, is likely to be reduced to a special case of this general model. We view 'data' as some linear transformation of the distribution specifying the choice model, yielding marginal information. We will see that this view is consistent with the data one may hope to acquire in reality. Given these views, we consider two complementary formulations of the above question.

- We consider the problem of finding a choice model of sparsest support, consistent with the observed marginal data on customer preferences. Here we equate the notion of a 'sparsest' explanation with that of a most likely explanation of the data observed, a view that has in recent times found a great deal of credence in the statistics community (cf. Candes et al. [2006b], Donoho [2006]).
- We consider the problem of finding a choice model that while being consistent with the observed marginal data would yield minimum expected revenues for a given offer set. Such an estimate may naturally be viewed as 'robust'.

The sparse estimation problems we propose are, in general, hard. For these problems, we propose a simple combinatorial procedure that produces the sparsest choice model consistent with the observed marginal data provided the true underlying solution satisfies two simple abstract properties. To demonstrate that these properties are 'reasonable', we show that a sufficiently sparse choice model generated uniformly at random from the family of choice models we consider here will, with high probability, satisfy these properties. In fact, the sparsest fit criterion will exactly recover such a randomly generated model which provides a mathematical justification for the sparsest fit criterion itself.

The robust estimation problems we formulate can be cast as linear programs in  $N!$  variables which are not amenable to direct solution. For this class of linear programs we present a generic, tractable approximation procedure that sequentially produces improving lower bounds to the optimal solution. Our procedure relies on sequentially producing integral polyhedral representations of certain sets, and relatively straightforward applications of linear programming duality. Depending on the nature of the marginal data available, the procedure we propose may, in fact, be shown to be efficient in interesting cases.

Finally, we present a computational study illustrating the efficacy of our approach. Using a multinomial logit model and a nested multinomial logit choice model, both derived from Amazon.com DVD sales data, we simulate sales data according to each of these models for a common sequence of 'test' assortments. Using this simulated sales data as input, we then consider the revenue predictions made by our robust procedure for various randomly drawn offer sets in each case. We find that the robust procedure produces surprisingly faithful revenue predictions relative to the true underlying choice model in each case. This is remarkable since the two models are structurally very different and generate very different substitution/ choice patterns; the robust estimation procedure is a-priori agnostic to these structural assumptions. In a second set of experiments, we use the simulated sales data obtained from the nested MNL model in two ways: First, we fit

an MNL model to this data and use the resulting ‘force’-fitted MNL model to guide the selection of a revenue maximizing offer set. Using this same sales data, we then use our robust revenue prediction procedure to guide the selection of a revenue maximizing offer set. We find that the latter procedure is capable of identifying substantially superior (and, in fact, optimal) offer sets relative to the ‘force-fit’ MNL model.

To summarize, our contribution is thus a novel approach to modeling customer choice given limited data. The approach we propose is complemented with efficient, implementable algorithms. These algorithms yield subroutines that utilize limited data to make non-parametric revenue predictions for any given offer set. Such subroutines could then form the core of optimization procedures that seek to maximize expected revenues by a judicious choice of offer sets.

## 1.1. Relevant Literature:

### 1.1.1. Operations and Marketing

There is a vast body of literature on the (parametric) modeling of customer choice; a seminal paper in this regard is McFadden [1980]. As stated earlier, a great deal of care must be taken in parametric choice modeling as the structure imposed by such models may not hold in practice. For instance, the multinomial logit choice model (that is for all practical purposes the mainstay of choice models employed in the operations literature) is incapable of capturing any heterogeneity in substitution patterns across products (see Debreu [1960]) and has been shown to be a poor fit to observed data (Bartels et al. [1999], Horowitz [1993]). The artifacts of such mis-modeling could lead to undesirable consequences. Of course, these are well recognized problems, and far more sophisticated models of choice have been suggested in the literature (see, for instance, Anderson et al. [1992], Ben-Akiva and Lerman [1985]); the price one pays is that these more sophisticated models may not be easily identified from sales data.

A generic model of consumer choice (that is slightly less general than what we consider in this paper) would assume that a customer is endowed with a utility function over alternatives and choose alternatives that maximize utility. Many parametric choice models effectively posit a structural form to this utility function. There is a stream of research (primarily in marketing) that is concerned with positing models wherein a customer’s utility for an alternative is some (typically linear) function of measurable attributes. One may then consider problems of estimating such models via a ‘conjoint analysis’ (see Green et al. [2001] for a brief overview of this extremely useful research area) and optimizing assortment decisions based on models so fit (key papers in this vein include Dobson and Kalish [1988], Green and Kreiger [1985], McBride and Zufryden [1988]). These methods typically rely on a lot more than simply sales transaction data (such as surveys, expert input etc.) and are intended primarily to be of use in ‘product design’ problems. In contrast to such work, we do not assume knowledge of such measurable attributes that are the sole influencers of a customer’s decisions. Rather, we wish to rely only on data one may hope to garner from sales transactions and little or no ‘expert’ input with a view to optimizing the subset of alternatives offered to customers from some existing palette of choices. It remains an interesting direction to develop extensions of our methodology to learning and exploiting product features that influence choice.

Modeling customer choice is central to a number of problems within the area of revenue management. See Talluri and van Ryzin [2004b] and references therein for an overview of this area. Motivated by the potential pitfalls of not modeling choice in network yield management problems (see Cooper et al. [2006]), extending traditional network capacity control approaches to model such behavior has been an extremely active area of research in recent years. See for instance, Gallego et al. [2006], Talluri and van Ryzin [2004a], van Ryzin and Vulcano [2008], Zhang and Cooper [2005]. This body of work focuses less on how one might approach the problem of modeling customer choice per se and emphasizes optimization issues that arise having assumed some specific model of choice (typically a multi-nomial logit). Given the rich sales data

available to firms that practice network revenue management, the present work provides a means of using this data to garner new insights on how customers choose between flight product alternatives available to them. A closely related class of problems in revenue management, namely assortment planning, rely centrally on a model of customer choice (see Goyal et al. [2009], Mahajan and van Ryzin [1999], Rusmevichientong et al. [2008]). Again the work in this area has focused primarily on optimization issues for very specific models of customer choice whose validity is assumed a-priori. In contrast, the present work focuses far more closely on understanding customer choice behavior implied by available sales data and yields tractable sub-routines for what can be considered the most basic operation in most of the aforementioned problems – predicting expected revenues from offering customers some assortment of choices. The price one pays for this generality is that optimization routines that exploit choice model structure may no longer be applicable. Here we note that generic optimization techniques that only rely on the type of sub-routine we provide here have been found to be quite effective (see Belloni et al. [2008]). Moreover, it may well be the case that one is willing to sacrifice the ability to optimize efficiently having assumed a potentially incorrect model of choice for the ability to predict customer choice effectively and correctly.

The problem of identifying parametric choice models from data has also received a great deal of attention in several communities, including marketing, econometrics and operations. Examples of such work within operations include a recent paper by Vulcano et al. [2008] (also see the references therein and the book by Talluri and van Ryzin [2004b]) that considers an algorithm for estimating a multi-nomial logit choice model from sales data, and Rusmevichientong et al. [2008], Saure and Zeevi [2009] that consider estimating the more general class of ‘random utility’ choice models from sales data. The restriction to random utility models appears to stem from the fact that these models can be identified from sales data one may typically have access to. That said, such models are not capable of modeling correlations in customer utilities across products or ‘hierarchical’ choice behavior that academic marketing research has shown to be prevalent. Identifiability thus comes at a potentially high price. An exception to this state of affairs is the paper by Rusmevichientong et al. [2006] that consider a general non-parametric model of choice similar to the one considered here in the context of an assortment pricing problem. The caveat is that the approach considered requires access to samples of entire customer preference lists which are unlikely to be available in many practical applications. The present work provides an alternative perspective on these issues, by asking what best one may do with limited data, but without imposing such strong structural assumptions as in a random utility model.

### 1.1.2. Inference and Compressive Sensing

Fitting a sparse model to observable data has been a classical approach in statistics inspired by the philosophy of Occam’s Razor. Motivated by this, sparsity based conditions for learnability have been of great interest over years in the context of communication, signal processing and statistics, cf. Nyquist [2002], Shannon [1949].

In recent years, this approach has become of particular interest due to exciting developments and wide ranging applications including:

- In signal processing (see Candes and Romberg [2006], Candes and Tao [Dec. 2005], Candes et al. [2006a,b], Donoho [2006]) where the goal is to estimate a ‘signal’ by means of minimal number of measurements. This is referred to as compressive sensing.
- In coding theory through the design of low-density parity check codes Gallager [1962], Luby et al. [2001], Sipser and Spielman [1996] or in the design Reed Solomon codes Reed and Solomon [1960] where the aim is to design a coding scheme with maximal communication rate.

- In the context of streaming algorithms through the design of ‘sketches’ (see Berinde et al. [2008], Cormode and Muthukrishnan [2006], Gilbert et al. [2007], Tropp [2004, 2006]) for the purpose of maintaining a minimal ‘memory state’ for the streaming algorithm’s operation.

In all of the above work, the basic question (see Muthukrishnan [2005]) pertains to the design of an  $m \times n$  ‘sensing’ matrix  $A$  so that based on  $y = Ax$  (or its noisy version), one can recover  $x$ . The setup of interest is when  $x$  is sparse and hence the regime when  $m < n$  or  $m \ll n$ . The type of interesting results (such as those cited above) pertain to characterization of conditions under which  $x$  can be recovered, in terms of the sparsity of  $x$ , say  $k$ , for the given number of measurements,  $m$ . The usual tension is between the ability to recover  $x$  with large  $k$  using a sensing matrix  $A$  with minimal  $m$ .

The sparsest recovery approach of this paper is similar (in flavor) to the above stated work. However, the methods or approaches of the prior work do not apply. In a nutshell, in our setup we are also interested in recovering a certain sparse vector  $x$  from data  $y = Ax$ . However, the corresponding matrix  $A$  is given rather than a design choice. Moreover, the matrix  $A$  is dependent on the structure of the space of permutations. Now, an important development of the above stated work is the characterization of a class of sufficient conditions (on the structure of  $A$ ) for recovery, collectively known as the Restricted Isoperimetric Property (RIP) (see Berinde et al. [2008], Candes et al. [2006b]) of matrix  $A$ . However, such sufficient conditions trivially fail in our setup (see Jagathula and Shah [2008]). Therefore, a new approach is required.

## 2. The Choice Model and Problem Formulations

We consider a universe of  $N$  products,  $\mathcal{N} = \{0, 1, 2, \dots, N - 1\}$ . We assume that the 0th product in  $\mathcal{N}$  corresponds to the ‘outside’ or ‘no-purchase’ option. A customer (or consumer) is associated with a permutation  $\sigma$  of the elements of  $\mathcal{N}$ ; the customer prefers product  $i$  to product  $j$  if and only if  $\sigma(i) < \sigma(j)$ .

A customer will be presented with a set of alternatives  $\mathcal{M} \subset \mathcal{N}$ ; any set of alternatives will, by convention, be understood to include the no-purchase alternative i.e. the 0th product. The customer will subsequently choose to purchase her single most preferred product among those in  $\mathcal{M}$ . In particular, she purchases

$$(1) \quad \underset{i \in \mathcal{M}}{\operatorname{argmin}} \sigma(i).$$

### 2.1. Choice Model:

In order to make useful predictions on customer behavior that might, for instance, guide the selection of a set  $\mathcal{M}$  to offer for sale, one must specify a choice model. A general choice model is effectively a conditional probability distribution  $\mathbb{P}(\cdot|\cdot) : \mathcal{N} \times 2^{\mathcal{N}} \rightarrow [0, 1]$ , that yields the probability of purchase of a particular product in  $\mathcal{N}$  given the set of alternatives available to the customer.

We will assume essentially the most general model for  $\mathbb{P}(\cdot|\cdot)$ . In particular, we assume that there exists a distribution  $\lambda : S_N \rightarrow [0, 1]$  over the set of all possible permutations  $S_N$  that defines our choice model as follows: Define the set

$$\mathcal{S}_j(\mathcal{M}) = \{\sigma \in S_N : \sigma(j) < \sigma(i), \forall i \in \mathcal{M}, i \neq j\}$$

as the set of all customer types that would result in a purchase of  $j$  when the offer set is  $\mathcal{M}$ . Our choice model is thus

$$\mathbb{P}(j|\mathcal{M}) = \sum_{\sigma \in \mathcal{S}_j(\mathcal{M})} \lambda(\sigma) \triangleq \lambda^j(\mathcal{M}).$$

Not surprisingly, the above model subsumes essentially any model of choice one might concoct: in particular, all we have assumed is that potential customers possess rational (see Mas-Colell et al. [1995]) preferences

over all alternatives <sup>1</sup>, and that a particular customer will purchase her most preferable product from the offered set according to these preferences.

## 2.2. Data:

While the class of choice models we will work with is quite general and imposes a minimal number of behavioral assumptions on customers a-priori, identifying the model itself is the challenge we must address. In particular, a seller will have limited data with which to estimate  $\lambda$  and we next describe a general notion for what we mean by ‘limited’ data: we assume that the data observed by the seller is given by an  $m$ -dimensional ‘partial information’ vector  $y = A\lambda$ , where  $A \in \{0, 1\}^{m \times N!}$  makes precise the relationship between the observed data and the underlying choice model. Typically we anticipate  $m \ll N!$ . For the purposes of illustration, we consider the following concrete examples of data vectors  $y$ :

- **Ranking Data:** This data represents the fraction of customers that rank a given product  $i$  as their  $r$ th choice. Here the partial information vector  $y$  is indexed by  $i, r$  with  $0 \leq i, r \leq N$ . For each  $i, r$ ,  $y_{ri}$  is thus the fraction of customers that rank product  $i$  at position  $r$ . The matrix  $A$  is then in  $\{0, 1\}^{N^2 \times N!}$ . For a column of  $A$  corresponding to the permutation  $\sigma$ ,  $A(\sigma)$ , we will thus have  $A(\sigma)_{ri} = 1$  iff  $\sigma(i) = r$ .
- **Comparison Data:** This data represents the fraction of customers that prefer a given product  $i$  to a product  $j$ . The partial information vector  $y$  is indexed by  $i, j$  with  $0 \leq i, j \leq N; i \neq j$ . For each  $i, j$ ,  $y_{i,j}$  denotes the fraction of customers that prefer product  $i$  to  $j$ . The matrix  $A$  is thus in  $\{0, 1\}^{N(N-1) \times N!}$ . A column of  $A$ ,  $A(\sigma)$ , will thus have  $A(\sigma)_{ij} = 1$  if and only if  $\sigma(i) < \sigma(j)$ .
- **Top Set Data:** This data refers to a concatenation of the ‘Comparison Data’ above and information on the fraction of customers who have a given product  $i$  as their topmost choice for each  $i$ . Thus  $A^\top = [A_1^\top A_2^\top]$  where  $A_1$  is simply the  $A$  matrix for comparison data, and  $A_2 \in \{0, 1\}^{N \times N!}$  has  $A_2(\sigma)_i = 1$  if and only if  $\sigma(i) = 1$ .

Many other types of partial information vectors are consistent with the above view; in our experiments with empirical data in Section 5, we will encounter partial information vectors closely related to ‘comparison data’ above that are readily obtained from sales data.

## 2.3. A Revenue Estimation Black-Box

While modeling choice is useful for a variety of reasons, one reason that particularly motivates us is using such models to effectively guide the selection of revenue optimal offer sets with limited data. To this end, we associate every product in  $\mathcal{N}$  with a retail price  $p_j$ . Of course,  $p_0 = 0$ . A central quantity that will concern us then is the expected revenue,  $R(\mathcal{M})$ , to a retailer from offering a set of products  $\mathcal{M}$  to his customers. Under our choice model this is given by:

$$R(\mathcal{M}) = \sum_{j \in \mathcal{M}} p_j \lambda^j(\mathcal{M}).$$

We view the problem of estimating the function  $R(\cdot)$  given only the limited data we may have access to, and while making a minimal number of behavioral assumptions on the customer, as our central problem. Given a ‘black-box’ that is capable of producing estimates of  $R(\cdot)$  using some limited corpus of data, one may

---

<sup>1</sup>Note however that the customer need not be aware of these preferences; from (1), it is evident that the customer need only be aware of his preferences for elements of the offer set

then hope to use such a black box for tasks such as picking an optimal offer set  $\mathcal{M}$ , or perhaps even more complicated optimization problems. Our overarching motivation is the construction of such a black-box.

## 2.4. Problem Formulations

We will consider two complementary approaches to the problem of ‘estimating’  $R(\cdot)$  from limited data. The first concerns finding the ‘simplest’ model consistent with the observed data. The second approach is robust and identifies a ‘worst-case’ choice model consistent with the observed data.

The “Simplest” Model: In finding the simplest choice model consistent with the observed data we attempt to solve:

$$(2) \quad \begin{array}{ll} \text{minimize} & \|\lambda\|_0 \triangleq |\{\lambda(\sigma) : \lambda(\sigma) \neq 0\}| \quad \text{over } \lambda \\ \text{subject to} & A\lambda = y, \\ & \mathbf{1}^\top \lambda = 1, \\ & \lambda \geq 0. \end{array}$$

We thus equate the notion of simplicity with that of sparsity; in particular, we seek to find a distribution  $\lambda$  consistent with our observations that has the sparsest support. As discussed earlier, the primary justification for such an approach is the philosophy of Occam’s Razor which suggests that the simplest explanation is correct, and indeed the notion of simplicity (i.e. sparsity) we pursue has gained a great deal of credence in the statistics literature. However, we will also provide a mathematical justification of why the above program is likely to recover  $\lambda$  in many useful cases. One may then use the  $\lambda$  recovered by the program to directly estimate  $R(\cdot)$ .

The Robust Approach: An alternative to the above approach is to ask the following question: For a given offer set  $\mathcal{M}$ , and data vector  $y$ , what are the minimal expected revenues we might expect from  $\mathcal{M}$  consistent with the observed data? To answer this question, we attempt to solve :

$$(3) \quad \begin{array}{ll} \text{minimize} & \sum_{j \in \mathcal{M}} p_j \lambda_j(\mathcal{M}) \quad \text{over } \lambda \\ \text{subject to} & A\lambda = y, \\ & \mathbf{1}^\top \lambda = 1, \\ & \lambda \geq 0. \end{array}$$

The above program implicitly identifies a ‘worst-case’ choice model that is nonetheless consistent with observed sales data.

The problems stated above are difficult to solve and in the next two sections we will describe procedures that address this difficulty.

## 3. Estimating Sparse Choice Models

Here we consider finding the sparsest model consistent with the observed data, i.e. problem (2). It is natural to ask at the outset whether a restriction to sparse choice models is ‘interesting’. We will shortly answer this question in the affirmative. Returning to the problem, we face two natural questions: (a) When does recovering the sparsest solution lead to recovery of the true model generating our observed data, and (b) Is there an efficient procedure to solve problem (2)? We begin with motivating why a restriction to sparse choice models is not overly restrictive from a revenue maximization standpoint.

### 3.1. Why Search for Sparse Solutions

As discussed earlier, Occam’s Razor provides a philosophical justification for finding the sparsest solution consistent with observed data. Here we provide an alternative perspective from a revenue optimization standpoint. Recall that our interest is in evaluating the expected revenue function  $R(\mathcal{M})$  for a given offer set  $\mathcal{M}$ . Let us restrict ourselves to offer sets that are ‘small’, i.e. bounded by a constant  $|\mathcal{M}| \leq C$ ; this is legitimate from an operational perspective. We now show that any customer choice model can be well-approximated by a choice model with sparse support for the purpose of evaluating revenue of any offer set  $\mathcal{M}$  of size upto  $C$ . In particular, we have:

Theorem 1. Let  $\lambda$  be an arbitrary given choice model. Then, there exists a choice model  $\hat{\lambda}$  with support  $O\left(\frac{2C^2 p_{\max}^2}{\varepsilon^2} (\log 2C + C \log N)\right)$  such that

$$\max_{\mathcal{M}: |\mathcal{M}| \leq C} \left| R(\mathcal{M}) - \sum_{j \in \mathcal{M}} p_j \hat{\lambda}_j(\mathcal{M}) \right| \leq \varepsilon$$

The proof of Theorem 1 is provided in Appendix A.1. One interpretation of the theorem above is that sparse choice models are not necessarily restrictive in as much as revenue optimization applications are concerned. Thus motivated we return to problem (2).

### 3.2. When is the Sparsest Consistent Solution the True Choice Model

Theorem 1 suggests that it is reasonable to assume that the true choice model generating our data is sparse. Now if a distribution has very sparse support (relative to the dimension of the observed data,  $m$ ), then it may seem plausible to learn it exactly based on such observed data. This proves to be false; as observed through a counter example for ranking data in Jagabathula and Shah [2008], even if the true choice model generating our observed data has support on at most 4 permutations, it is not possible to recover all such choice models. Therefore, merely an assumption of sparsity on the true underlying choice model is unlikely to imply its recoverability from observed data.

Here we propose two conditions on the choice model  $\lambda$  that will allow for its exact recoverability from observed data. Specifically, assuming that the ‘true’ underlying model  $\lambda$  satisfies these conditions, we establish that the sparsest model consistent with the observed data, i.e the solution to (2), is in fact this true model. We then demonstrate that these conditions are met by a ubiquitous family of choice models.

In particular, we show that the conditions we propose are satisfied by essentially all distributions  $\lambda$  with sparsity upto  $K(N)$ :  $K(N)$  scales as  $N$ ,  $\log N$  and  $\sqrt{N}$  for ranking, comparison and top set data respectively. That is, all but a negligible fraction of choice models with sparsity upto  $K(N)$  can be recovered from observed data as the sparsest solution consistent with that data, i.e. as the solution to problem (2). In light of Theorem 1, these values of  $K(N)$  are not restrictive, thereby illustrating the ubiquity of the family of choice models that may be recovered via problem (2).

#### 3.2.1. Recovery via Sparsest Solution : Two Conditions

Here we state the two conditions followed by the quantitative scaling of sparsity upto which these conditions are satisfied by most choice models. Before we describe the conditions, we introduce some notation. As before, let  $\lambda$  denote the true underlying distribution, and let  $K$  denote the support size,  $\|\lambda\|_0$ ,

$$\|\lambda\|_0 = |\{\lambda(\sigma) : \lambda(\sigma) \neq 0\}|.$$

Let  $\sigma_1, \sigma_2, \dots, \sigma_K$  denote the permutations in the support, i.e.  $\lambda(\sigma_i) \neq 0$  for  $1 \leq i \leq K$ , and  $\lambda(\sigma) = 0$  for all  $\sigma \neq \sigma_i, 1 \leq i \leq K$ . Recall that  $y$  is of dimension  $m$  and we index its elements by  $d$ . The two conditions are:

**Signature Condition:** For every permutation  $\sigma_i$  in the support, there exists a  $d(i) \in \{1, 2, \dots, m\}$  such that  $A(\sigma_i)_{d(i)} = 1$  and  $A(\sigma_j)_{d(i)} \neq 0$ , for every  $j \neq i$  and  $1 \leq i, j \leq K$ . In other words, for each permutation  $\sigma_i$  in the support,  $y_{d(i)}$  serves as its ‘signature’.

**Linear Independence Condition:**  $\sum_{i=1}^K c_i \lambda(\sigma_i) \neq 0$ , for any  $c_i \in \mathbb{Z}$  and  $|c_i| \leq C$ , where  $\mathbb{Z}$  denotes the set of integers and  $C$  is a sufficiently large number  $\geq K$ . This condition is satisfied with probability 1 if  $[\lambda_1 \lambda_2 \dots \lambda_K]^\top$  is drawn uniformly from  $K$ -dim simplex, or for that matter, any distribution on the  $K$ -dim simplex with a density.

When the two conditions above are satisfied by a choice model, this choice model can be recovered from observed data as the solution to problem (2). Specifically, we have:

**Theorem 2.** Suppose we are given  $y = A\lambda$  and  $\lambda$  satisfies the ‘Signature’ condition and the ‘Linear Independence’ condition. Then,  $\lambda$  is the unique solution to the program in (2).

The proof of Theorem 2 is given in the Appendix A.2.

### 3.2.2. Two Conditions: When are They Satisfied

We now seek to characterize a broad family of choice models that satisfy the two requirements we have just proposed. Specifically, we show that essentially all choice model with sparsity  $K(N)$  satisfy these two conditions as long as  $K(N)$  scales as  $N, \log N$  and  $\sqrt{N}$  for ranking, comparative and top set data respectively. To capture this notion of ‘essentially’ all choice models, we introduce a natural generative model:

**Generative Model:** Given  $K$  and an interval  $[a, b]$  on the positive real line, we generate a choice model  $\lambda$  as follows: choose  $K$  permutations,  $\sigma_1, \sigma_2, \dots, \sigma_K$ , uniformly at random with replacement<sup>2</sup>, choose  $K$  numbers uniformly at random from the interval  $[a, b]$ , normalize the numbers so that they sum to 1<sup>3</sup>, and assign them to the permutations  $\sigma_i, 1 \leq i \leq K$ . For all other permutations  $\sigma \neq \sigma_i, \lambda(\sigma) = 0$ .

Depending on the observed data, we characterize values of sparsity  $K = K(N)$  up to which distributions generated by the above generative model can be recovered with a high probability. Specifically, the following theorem is for the three examples of observed data mentioned in Section 2.

**Theorem 3.** Suppose  $\lambda$  is a choice model of support size  $K$  drawn from the generative model. Then,  $\lambda$  satisfies the ‘Signature’ and ‘Linear Independence’ conditions with probability  $1 - o(1)$  as  $N \rightarrow \infty$  provided  $K = O(N)$  for ranking data,  $K = o(\log N)$  for comparison data, and  $K = o(\sqrt{N})$  for the top set data.

The proof is provided in the Appendix A.3. Recall that Theorem 1 suggests that a good approximation to any choice model for the purposes of revenue estimation is obtained by a sparse choice model with support scaling as  $\log N$ . Theorem 3 above implies that essentially all choice models of this (and potentially higher) sparsity can be recovered for several types of observed data thereby pointing at the ubiquity of the class of choice models that satisfy the two restrictions we propose.

<sup>2</sup>Though repetitions are likely due to replacement, for large  $N$  and  $K \ll \sqrt{N!}$ , they happen with a vanishing probability.

<sup>3</sup>We may pick any distribution on the  $k$ -dim simplex with a density; here we pick the uniform distribution for concreteness.

### 3.3. Recovery via Sparsest Solution : An Efficient Algorithm

Next we describe the algorithm we propose for recovery. The algorithm takes  $y$  as an explicit input with the prior knowledge of the structure of  $A$  as an auxiliary input. It's aim is to produce  $\lambda$ . In particular, the algorithm will output the sparsity of  $\lambda$ ,  $K = \|\lambda\|_0$ , permutations  $\sigma_1, \dots, \sigma_K$  so that  $\lambda(\sigma_i) \neq 0$ ,  $1 \leq i \leq K$  and the values  $\lambda(\sigma_i)$ ,  $1 \leq i \leq K$ . Without loss of generality, let us assume that the values  $y_1, \dots, y_m$  are sorted with  $y_1 \leq \dots \leq y_m$  and further that  $\lambda(\sigma_1) \leq \lambda(\sigma_2) \leq \dots \leq \lambda(\sigma_K)$ .

Before we describe the algorithm, we observe the implication of the two conditions upon which its correctness will depend: Signature and Linear Independence. The Linear Independence condition says that for any two non-empty distinct subsets  $S, S' \subset \{1, \dots, K\}$ ,  $S \neq S'$ ,

$$\sum_{i \in S} \lambda(\sigma_i) \neq \sum_{j \in S'} \lambda(\sigma_j).$$

This means that if we know all  $\lambda(\sigma_i)$ ,  $1 \leq i \leq K$  and since we know  $y_d$ ,  $1 \leq d \leq m$ , then we can recover  $A(\sigma_i)_d$ ,  $i = 1, 2, \dots, K$  as the unique solution to  $y_d = \sum_{i=1}^K A(\sigma_i)_d \lambda(\sigma_i)$  in  $\{0, 1\}^K$ . Therefore, the non-triviality lies in finding  $K$  and  $\lambda(\sigma_i)$ ,  $1 \leq i \leq K$ . This issue is resolved by use of the Signature condition in conjunction with the above described properties in an appropriate recursive manner. Specifically, recall that the Signature condition implies that for each  $\sigma_i$  for which  $\lambda(\sigma_i) \neq 0$ , there exists  $d$  such that  $y_d = \lambda(\sigma_i)$ . By Linear Independence, it follows that all  $\lambda(\sigma_i)$ s are distinct and hence by our assumption

$$\lambda(\sigma_1) < \lambda(\sigma_2) < \dots < \lambda(\sigma_K).$$

Therefore, it must be that the smallest value,  $y_1$  equals  $\lambda(\sigma_1)$ . Moreover,  $A(\sigma_1)_1 = 1$  and  $A(\sigma_i)_1 = 0$  for all  $i \neq 1$ . Next, if  $y_2 = y_1$  then it must be that  $A(\sigma_1)_2 = 1$  and  $A(\sigma_i)_2 = 0$  for all  $i \neq 1$ . We continue in this fashion until we reach a  $d'$  such that  $y_{d'-1} = y_1$  but  $y_{d'} > y_1$ . Using similar reasoning it can be argued that  $y_{d'} = \lambda(\sigma_2)$ ,  $A(\sigma_2)_{d'} = 1$  and  $A(\sigma_i)_{d'} = 0$  for all  $i \neq 2$ . Continuing in this fashion and repeating essentially the above argument with appropriate modifications leads to recovery of the sparsity  $K$ , the corresponding  $\lambda(\sigma_i)$  and  $A(\sigma_i)$  for  $1 \leq i \leq K$ . The complete procedural description of the algorithm is given below.

---

Sparsest Fit Algorithm:

---

Initialization:  $k(1) = 1$ ,  $d = 1$ ,  $\lambda(\sigma_1) = y_1$  and  $A(\sigma_1)_1 = 1$ ,  $A(\sigma_1)_\ell = 0$ ,  $2 \leq \ell \leq m$ .

for  $d = 2$  to  $m$

  if  $y_d = \sum_{i \in T} \lambda(\sigma_i)$  for some  $T \subseteq \{1, \dots, k(d-1)\}$

$k(d) = k(d-1)$

$A(\sigma_i)_d = 1 \quad \forall \quad i \in T$

  else

$k(d) = k(d-1) + 1$

$\lambda(\sigma_{k(d)}) = y_d$

$A(\sigma_{k(d)})_d = 1$  and  $A(\sigma_{k(d)})_\ell = 0$ , for  $1 \leq \ell \leq m$ ,  $\ell \neq d$

  end if

end for

Output  $K = k(m)$  and  $(\lambda(\sigma_i), A(\sigma_i))$ ,  $1 \leq i \leq K$ .

---

Now, we have the following theorem justifying the correctness of the above algorithm:

Theorem 4. Suppose we are given  $y = A\lambda$  and  $\lambda$  satisfies the ‘‘Signature’’ and the ‘‘Linear Independence’’ conditions. Then, the Sparsest Fit algorithm recovers  $\lambda$ .

Theorem 4 is proved in the Appendix A.4. The Sparsest Fit algorithm we have described thus either succeeds in finding a  $\lambda$  consistent with the observed data (and is, in addition the solution to the sparsest fit problem if the Linear Independence and Signature conditions are satisfied) or else determines that one or both of the two conditions are not satisfied.

We end this section with a brief note on noisy observations. In particular, in practice one may see a ‘noisy’ version of  $y = A\lambda$ . Provided this noise is sufficiently small relative to the quantity  $\min_{S_1, S_2} |\sum_{\sigma \in S_1} \lambda_\sigma - \sum_{\sigma \in S_2} \lambda_\sigma|$ , it is a simple matter to modify our approach to recover  $\lambda$  under the same conditions we have posited for the noiseless case.

## 4. Robust Revenue Estimates Consistent with Data

This section presents a complementary approach to that studied in the preceding section to producing revenue estimates for a given offer set that are consistent with limited observed data. In particular, we will address the problem of solving the linear program (3):

$$\begin{aligned} & \underset{\lambda}{\text{minimize}} && \sum_{j \in \mathcal{M}} p_j \lambda_j(\mathcal{M}) \\ & \text{subject to} && A\lambda = y, \\ & && \mathbf{1}^\top \lambda = 1, \\ & && \lambda \geq 0. \end{aligned}$$

This LP has  $N!$  variables and does not appear amenable to direct solution. Nonetheless, we will show here that for certain types of partial information data,  $y$ , efficient solution is possible. We will also present a general sequential method to solve this problem that yields a sequence of upper and lower bounds on the optimal value. This latter method can be used to efficiently produce good approximations to (3) for essentially any kind of partial information data and will be employed in our experiments with empirical data in the next section.

We begin by considering the dual program to (3). In preparation for taking the dual, let us define

$$\mathcal{A}_j(\mathcal{M}) \triangleq \{A(\sigma) : \sigma \in \mathcal{S}_j(\mathcal{M})\},$$

where recall that  $\mathcal{S}_j(\mathcal{M}) = \{\sigma \in S_N : \sigma(j) < \sigma(i), \forall i \in \mathcal{M}, i \neq j\}$  denotes the set of all permutations that result in the purchase of  $j \in \mathcal{M}$  when the offered assortment is  $\mathcal{M}$ . Since  $S_N = \cup_{j \in \mathcal{M}} \mathcal{S}_j(\mathcal{M})$  and  $\mathcal{S}_j(\mathcal{M}) \cap \mathcal{S}_i(\mathcal{M}) = \emptyset$  for  $i \neq j$ , we have implicitly specified a partition of the columns of the matrix  $A$ . Armed with this notation, the dual of (3) is:

$$(4) \quad \begin{aligned} & \underset{\alpha, \nu}{\text{maximize}} && \alpha^\top y + \nu \\ & \text{subject to} && \max_{x^j \in \mathcal{A}_j(\mathcal{M})} (\alpha^\top x^j + \nu) \leq p_j, \quad \text{for each } j \in \mathcal{M}. \end{aligned}$$

where  $\alpha$  and  $\nu$  are dual variables corresponding respectively to the data consistency constraints  $A\lambda = y$  and the requirement that  $\lambda$  is a probability distribution (i.e.  $\mathbf{1}^\top \lambda = 1$ ) respectively. Of course, this program has a potentially intractable number of constraints. Our solution procedure will rely on producing effective representations of the sets  $\mathcal{A}_j(\mathcal{M})$ , so that each of the constraints  $\max_{x^j \in \mathcal{A}_j(\mathcal{M})} (\alpha^\top x^j + \nu) \leq p_j$ , can be expressed efficiently.

#### 4.1. A Canonical Representation of $\mathcal{A}_j(\mathcal{M})$ and its Application

We describe here one notion of an efficient representation of the sets  $\mathcal{A}_j(\mathcal{M})$ , and assuming we have such a representation, we describe how one may solve (4) efficiently. In particular, let us assume that every set  $\mathcal{S}_j(\mathcal{M})$  can be expressed as a disjoint union of  $D_j$  sets. We denote the  $d$ th such set by  $\mathcal{S}_{jd}(\mathcal{M})$  and let  $\mathcal{A}_{jd}(\mathcal{M})$  be the corresponding set of columns of  $A$ . Consider the convex hull of the set  $\mathcal{A}_{jd}(\mathcal{M})$ ,  $\text{conv}\{\mathcal{A}_{jd}(\mathcal{M})\} \triangleq \bar{\mathcal{A}}_{jd}(\mathcal{M})$ . Recalling that  $A \in \{0, 1\}^{m \times N}$ ,  $\mathcal{A}_{jd}(\mathcal{M}) \subset \{0, 1\}^m$ .  $\bar{\mathcal{A}}_{jd}(\mathcal{M})$  is thus a polytope contained in the  $m$ -dimensional unit cube,  $[0, 1]^m$ . In other words,

$$(5) \quad \bar{\mathcal{A}}_{jd}(\mathcal{M}) = \{x^{jd} : A_1^{jd} x^{jd} \geq b_1^{jd}, \quad A_2^{jd} x^{jd} = b_2^{jd}, \quad A_3^{jd} x^{jd} \leq b_3^{jd}, \quad x^{jd} \in \mathbb{R}_+^m\}$$

for some matrices  $A^{jd}$  and vectors  $b^{jd}$ . By a canonical representation of  $\mathcal{A}_j(\mathcal{M})$ , we will thus understand a partition of  $\mathcal{S}_j(\mathcal{M})$  and a polyhedral representation of the columns corresponding to every set in the partition as given by (5). If the number of partitions as well as the polyhedral description of each set of the partition given by (5) is polynomial in the input size, we will regard the canonical representation as efficient. Of course, there is no guarantee that an efficient representation of this type exists; clearly, this must rely on the nature of our partial information i.e. the structure of the matrix  $A$ . Even if an efficient representation did exist, it remains unclear whether we can identify it. Ignoring these issues for now, we will in the remainder of this section demonstrate how given a representation of the type (5), one may solve (4) in time polynomial in the size of the representation.

For simplicity of notation, in what follows we assume that each of the polytopes  $\bar{\mathcal{A}}_{jd}(\mathcal{M})$  is in standard form, that is we assume

$$\bar{\mathcal{A}}_{jd}(\mathcal{M}) = \{x^{jd} : A^{jd} x^{jd} = b^{jd}, \quad x^{jd} \geq 0.\}.$$

Now since an affine function is always optimized at the vertices of a polytope, we know:

$$\max_{x^j \in \mathcal{A}_j(\mathcal{M})} (\alpha^\top x^j + \nu) = \max_{d, x^{jd} \in \bar{\mathcal{A}}_{jd}(\mathcal{M})} (\alpha^\top x^{jd} + \nu).$$

We have thus reduced (4) to a ‘robust’ LP. Now, by strong duality we have:

$$(6) \quad \begin{array}{ll} \underset{x^{jd}}{\text{maximize}} & \alpha^\top x^{jd} + \nu \\ \text{subject to} & A^{jd} x^{jd} = b^{jd} \\ & x^{jd} \geq 0. \end{array} \quad \equiv \quad \begin{array}{ll} \underset{\gamma^{jd}}{\text{minimize}} & b^{jd\top} \gamma^{jd} + \nu \\ \text{subject to} & \gamma^{jd\top} A^{jd} \geq \alpha \end{array}$$

We have thus established the following useful equality:

$$\left\{ \alpha, \nu : \max_{x^j \in \mathcal{A}_j(\mathcal{M})} (\alpha^\top x^j + \nu) \leq p_j \right\} = \left\{ \alpha, \nu : b^{jd\top} \gamma^{jd} + \nu \leq p_j, \gamma^{jd\top} A^{jd} \geq \alpha, d = 1, 2, \dots, D_j \right\}.$$

It follows that solving (3) is equivalent to the following LP whose complexity is polynomial in the description of our canonical representation:

$$(7) \quad \begin{array}{ll} \underset{\alpha, \nu}{\text{maximize}} & \alpha^\top y + \nu \\ \text{subject to} & b^{jd\top} \gamma^{jd} + \nu \leq p_j \quad \text{for all } j \in \mathcal{M}, d = 1, 2, \dots, D_j \\ & \gamma^{jd\top} A^{jd} \geq \alpha \quad \text{for all } j \in \mathcal{M}, d = 1, 2, \dots, D_j. \end{array}$$

As discussed, our ability to solve (7) relies on our ability to produce an efficient canonical representation

of  $\mathcal{S}_j(\mathcal{M})$  of the type (5). In what follows, we first consider the case of ranking data, where an efficient such representation may be produced. We then illustrate a method that produces a sequence of ‘outer-approximations’ to (5) for general types of data, and thereby allows us to produce a sequence of improving lower bounding approximations to our robust revenue estimation problem, (3).

#### 4.2. A Canonical Representation for Ranking Data

Recall the definition of ranking data from Section 2: This data yields the fraction of customers that rank a given product  $i$  as their  $r$ th choice. Thus, the partial information vector  $y$  is indexed by  $i, r$  with  $0 \leq i, r \leq N$ . For each  $i, r$ ,  $y_{ri}$  denotes the probability that product  $i$  is ranked at position  $r$ . The matrix  $A$  is thus in  $\{0, 1\}^{N^2 \times N!}$  and for a column of  $A$  corresponding to the permutation  $\sigma$ ,  $A(\sigma)$ , we will thus have  $A(\sigma)_{ri} = 1$  iff  $\sigma(i) = r$ . We will now construct an efficient representation of the type (5) for this type of data.

Consider partitioning  $\mathcal{S}_j(\mathcal{M})$  into  $D_j = N$  sets wherein the  $d$ th set is given by

$$\mathcal{S}_{jd}(\mathcal{M}) = \{\sigma \in \mathcal{S}_j(\mathcal{M}) : \sigma(j) = d\}.$$

and define, as usual,  $\mathcal{A}_{jd}(\mathcal{M}) = \{A(\sigma) : \sigma \in \mathcal{S}_{jd}(\mathcal{M})\}$ . Thus,  $\mathcal{A}_{jd}(\mathcal{M})$  is the set of columns of  $A$  whose corresponding permutations rank the  $j$ th product as the  $d$ th most preferred choice.

It is easily seen that the set  $\mathcal{A}_{jd}(\mathcal{M})$  is equal to the set of all vectors  $x^{jd}$  in  $\{0, 1\}^{N^2}$  satisfying:

$$(8) \quad \begin{aligned} \sum_{i=0}^{N-1} x_{ri}^{jd} &= 1 && \text{for } 0 \leq r \leq N-1 \\ \sum_{r=0}^{N-1} x_{ri}^{jd} &= 1 && \text{for } 0 \leq i \leq N-1 \\ x_{ri}^{jd} &\in \{0, 1\} && \text{for } 0 \leq i, r \leq N-1. \\ x_{dj}^{jd} &= 1 \\ x_{d'i}^{jd} &= 0 && \text{for all } i \in \mathcal{M}, i \neq j \text{ and } 0 \leq d' < d. \end{aligned}$$

The first three constraints in (8) enforce the fact that  $x^{jd}$  represents a valid permutation. The penultimate constraint requires that the permutation encoded by  $x^{jd}$ , say  $\sigma^{jd}$ , satisfies  $\sigma^{jd}(j) = d$ . The last constraint simply ensures that  $\sigma^{jd} \in \mathcal{S}_j(\mathcal{M})$ .

Our goal is, of course, to find a description for  $\bar{\mathcal{A}}_{jd}(\mathcal{M})$  of the type (5). Now consider replacing the third (integrality) constraint in (8)

$$x_{ri}^{jd} \in \{0, 1\} \text{ for } 0 \leq i, r \leq N-1$$

with simply the non-negativity constraint

$$x_{ri}^{jd} \geq 0 \text{ for } 0 \leq i, r \leq N-1$$

We claim that the resulting polytope is precisely the convex hull of  $\mathcal{A}_{jd}(\mathcal{M}), \bar{\mathcal{A}}_{jd}(\mathcal{M})$ . To see this, we note that all feasible points for the resulting polytope satisfy the first, second, fourth and fifth constraint of (8). Further, the polytope is integral, being the projection of a matching polytope with some variables forced to be integers (Birkhoff [1946], von Neumann [1953]), so that any feasible solution must also satisfy the third constraint of (8). We consequently have an efficient canonical representation of the type (5), which via (7) yields, in turn, an efficient solution to our robust revenue estimation problem (3) for ranking data, which we now describe for completeness.

Let us define for convenience the set  $\mathcal{V}(\mathcal{M}) = \{(j, d) : j \in \mathcal{M}, 0 \leq d \leq N-1\}$ , and for each pair  $(j, d)$ , the sets  $\mathcal{B}(j, d, \mathcal{M}) = \{(i, d') : i \in \mathcal{M}, i \neq j, 0 \leq d' < d\}$ . Then, specializing (7) to the canonical

representation just proposed, we have that the following simple program in the variables  $\alpha, \nu$  and  $\gamma^{jd} \in \mathbb{R}^{2N}$  is, in fact, equivalent to (3) for ranking data:

$$(9) \quad \begin{aligned} & \underset{\alpha, \nu}{\text{maximize}} && \alpha^\top y + \nu \\ & \text{subject to} && \gamma_i^{jd} + \gamma_{N+r}^{jd} \geq \alpha_{ri} && \text{for all } (j, d) \in \mathcal{V}(\mathcal{M}), (i, r) \notin \mathcal{B}(j, d, \mathcal{M}) \\ & && \sum_{i \neq j} \gamma_i^{jd} + \sum_{r \neq d} \gamma_{N+r}^{jd} + \nu \leq p_j - \alpha_{dj} && \text{for all } (j, d) \in \mathcal{V}(\mathcal{M}) \end{aligned}$$

### 4.3. Computing a Canonical Representation: The General Case

While it is typically quite easy to ‘write down’ a description of the sets  $\mathcal{A}_{jd}(\mathcal{M})$  as all integer solutions to some set of linear inequalities (as we did for the case of ranking data), relaxing this integrality requirement will typically not yield the convex hull of  $\mathcal{A}_{jd}(\mathcal{M})$ . In this section we describe a procedure that starting with the former (easy to obtain) description, solves a sequence of linear programs that yield improving solutions. More formally, we assume a description of the sets  $\mathcal{A}_{jd}(\mathcal{M})$  of the type

$$(10) \quad \mathcal{I}_{jd}(\mathcal{M}) = \{x^{jd} : A_1^{jd} x^{jd} \geq b_1^{jd}, \quad A_2^{jd} x^{jd} = b_2^{jd}, \quad A_3^{jd} x^{jd} \leq b_3^{jd}, \quad x^{jd} \in \{0, 1\}^m\}$$

This is similar to (5), with the important exception that we now allow integrality constraints. Given a set  $\mathcal{I}_{jd}(\mathcal{M})$  we let  $\bar{\mathcal{I}}_{jd}^0(\mathcal{M})$  denote the polytope obtained by relaxing the requirement  $x^{jd} \in \{0, 1\}^m$  to simply  $x^{jd} \geq 0$ . In the case of ranking data,  $\bar{\mathcal{I}}_{jd}^o(\mathcal{M}) = \text{conv}(\mathcal{I}_{jd}(\mathcal{M})) = \bar{\mathcal{A}}_{jd}(\mathcal{M})$  and we were done; we begin with an example where this is not the case.

**Example 1.** Recall the definition of comparison data from Section 2. In particular, this data yields the fraction of customers that prefer a given product  $i$  to a product  $j$ . The partial information vector  $y$  is thus indexed by  $i, j$  with  $0 \leq i, j \leq N; i \neq j$  and for each  $i, j$ ,  $y_{i,j}$  denotes the probability that product  $i$  is preferred to product  $j$ . The matrix  $A$  is thus in  $\{0, 1\}^{N(N-1) \times N!}$ . A column of  $A$ ,  $A(\sigma)$ , will thus have  $A(\sigma)_{ij} = 1$  if and only if  $\sigma(i) < \sigma(j)$ .

Consider  $\mathcal{S}_j(\mathcal{M})$ , the set of all permutations that would result in a purchase of  $j$  assuming  $\mathcal{M}$  is the set of offered products. It is not difficult to see that the corresponding set of columns  $\mathcal{A}_j(\mathcal{M})$  is equal to the set of vectors in  $\{0, 1\}^{(N-1)N}$  satisfying the following constraints:

$$(11) \quad \begin{aligned} x_{il}^j &\geq x_{ik}^j + x_{kl}^j - 1 && \text{for all } i, k, l \in \mathcal{N}, i \neq k \neq l \\ x_{ik}^j + x_{ki}^j &= 1 && \text{for all } i, k \in \mathcal{N}, i \neq k \\ x_{ji}^j &= 1 && \text{for all } i \in \mathcal{M}, i \neq j \\ x_{ik}^j &\in \{0, 1\} && \text{for all } i, k \in \mathcal{N}, i \neq k \end{aligned}$$

Briefly, the second constraint follows since for any  $i, k, i \neq k$ , either  $\sigma(i) > \sigma(k)$  or else  $\sigma(i) < \sigma(k)$ . The first constraint enforces transitivity:  $\sigma(i) < \sigma(k)$  and  $\sigma(k) < \sigma(l)$  together imply  $\sigma(i) < \sigma(l)$ . The third constraint enforces that all  $\sigma \in \mathcal{S}_j(\mathcal{M})$  must satisfy  $\sigma(j) < \sigma(i)$  for all  $i \in \mathcal{M}$ . Thus, (11) is a description of the type (10) with  $D_j = 1$  for all  $j$ . Now consider the polytope  $\bar{\mathcal{I}}_j^o(\mathcal{M})$  obtained by relaxing the fourth (integrality) constraint to simply  $x_{ik}^j \geq 0$ . Of course, we must have  $\bar{\mathcal{I}}_j^o(\mathcal{M}) \supseteq \text{conv}(\mathcal{I}_j(\mathcal{M})) = \text{conv}(\mathcal{A}_j(\mathcal{M}))$ . Unlike the case of ranking data, however,  $\bar{\mathcal{I}}_j^o(\mathcal{M})$  can in fact be shown to be non-integral<sup>4</sup>, so that  $\bar{\mathcal{I}}_j^o(\mathcal{M}) \neq \text{conv}(\mathcal{A}_j(\mathcal{M}))$  in general.

<sup>4</sup>for  $N \geq 5$ ; the polytope can be shown to be integral for  $N \leq 4$

We next present a procedure that starting with a description of the form in (10), solves a sequence of linear programs each of which yield improving solutions to (3) along with bounds on the quality of the approximation:

1. Solve (7) using  $\bar{\mathcal{I}}_{jd}^o(\mathcal{M})$  in place of  $\text{conv}(\mathcal{I}_{jd}(\mathcal{M})) = \bar{\mathcal{A}}_{jd}(\mathcal{M})$ . This yields a lower bound on (3) since  $\bar{\mathcal{I}}_{jd}^o(\mathcal{M}) \supset \bar{\mathcal{A}}_{jd}(\mathcal{M})$ . Call the corresponding solution  $\alpha_{(1)}, \nu_{(1)}$ .
2. Solve the optimization problem  $\max \alpha_{(1)}^\top x^{jd}$  subject to  $x^{jd} \in \bar{\mathcal{I}}_{jd}^o(\mathcal{M})$  for each pair  $(j, d)$ . If the optimal solution  $\hat{x}^{jd}$  is integral for each  $(j, d)$ , then stop; the solution computed in the first step is in fact optimal.
3. Otherwise, let  $\hat{x}^{jd}$  possess a non-integral component for some  $(j, d)$ ; say  $\hat{x}_c^{jd} \in (0, 1)$ . Partition  $\mathcal{A}_{jd}(\mathcal{M})$  on this variable - i.e. define

$$\mathcal{A}_{jd_0}(\mathcal{M}) = \{A(\sigma) : A(\sigma) \in \mathcal{A}_{jd}(\mathcal{M}), A(\sigma)_c = 0\}$$

and

$$\mathcal{A}_{jd_1}(\mathcal{M}) = \{A(\sigma) : A(\sigma) \in \mathcal{A}_{jd}(\mathcal{M}), A(\sigma)_c = 1\},$$

and let  $\mathcal{I}_{jd_0}(\mathcal{M})$  and  $\mathcal{I}_{jd_1}(\mathcal{M})$  represent the corresponding sets of linear inequalities with integer constraints (i.e. the projections of  $\mathcal{I}_{jd}(\mathcal{M})$  obtained by restricting  $x_c^{jd}$  to be 0 and 1 respectively). Of course, these sets remain of the form in (10). Replace  $\mathcal{I}_{jd}(\mathcal{M})$  with  $\mathcal{I}_{jd_0}(\mathcal{M})$  and  $\mathcal{I}_{jd_1}(\mathcal{M})$  and go to step 1.

The above procedure is akin to a cutting plane method and is clearly finite, but the size of the LP we solve increases (by up to a factor of 2) at each iteration. Nonetheless, each iteration produces a lower bound to (3) whose quality is easily measured (for instance, by solving the maximization version of (3) using the same procedure, or by sampling constraints in the program (4) and solving the resulting program in order to produce an upper bound on (3)). Moreover, the quality of our solution improves with each iteration. In our computational experiments with a related type of data, it sufficed to stop after a single iteration of the above procedure.

We end this section with a brief note on noisy observations. In particular, in practice, one may see a ‘noisy’ version of  $y = A\lambda$ . Specifically, as opposed to knowing  $y$  precisely, one may simply know that  $y \in \mathcal{E}$ , where  $\mathcal{E}$  may, for instance, represent an uncertainty ellipsoid, or a ‘box’. In this case, one seeks to solve the problem:

$$\begin{aligned} & \underset{\lambda, y \in \mathcal{E}}{\text{minimize}} && \sum_{j \in \mathcal{M}} p_j \lambda_j(\mathcal{M}) \\ & \text{subject to} && A\lambda = y, \\ & && \mathbf{1}^\top \lambda = 1, \\ & && \lambda \geq 0. \end{aligned}$$

Provided  $\mathcal{E}$  is convex, this program is essentially no harder to solve than the variant of the problem we have discussed and similar methods to those developed in this section apply.

## 5. An Empirical Evaluation of the Robust Approach

We have presented simple sub-routines to estimate the revenues  $R(\mathcal{M})$  from a particular offer set  $\mathcal{M}$ , given marginal preference data  $y$ . These sub-routines are effectively ‘non-parametric’ and can form the

basis of a procedure that solves the revenue optimization problem posed in the introduction. To this end, a natural critique of the robust approach proposed in the previous section is the possibility that it may produce conservative revenue predictions that are misleading. In this section we begin to address this issue via a computational study based on actual sales data from an online retailer. In particular, we will conduct two types of experiments. First, we will attempt to characterize the fidelity with which the approach predicts revenues having only observed synthetic marginal sales data generated from a known choice model. The choice models we will use to generate this sales data are calibrated to the aforementioned online transaction data. Our second set of experiments will attempt to contrast the potential benefits of using our methodology relative to blindly fitting a parametric model to observed sales data. We begin by quickly recalling the structure of the parametric models we use to generate synthetic sales data.

### 5.1. Parametric Choice Models

We will generate synthetic sales data from two different choice models that are each of great interest and are structurally rather different. In particular, we will consider the Multinomial Logit Model (MNL) and the Nested Multinomial Logit Model (Nested MNL). The MNL model is a popular and most commonly used parametric model in economics, marketing and operations management (see Anderson et al. [1992], Ben-Akiva and Lerman [1985]) and is the canonical example of a Random Utility Model. In the MNL model, each customer chooses the product that maximizes her utility, where the utility of product  $i$ , denoted by  $U_i$ , is given by  $U_i = \mu_i + \xi_i$ , where  $\mu_i$  denotes the mean utility associated with the product, and  $\xi_i$  denotes the noise term. It is assumed that  $\xi_0, \xi_1, \dots, \xi_{N-1}$  are i.i.d. random variables having a Gumbel distribution with location parameter 0 and scale parameter 1. By convention, the mean utility of the “no-purchase” option,  $\mu_0$ , is assumed to be 0. Let  $w_i$  denote  $e^{\mu_i}$ ; then, according to the MNL model, the probability that product  $i$  is purchased from an assortment  $\mathcal{M}$  is given by

$$\mathbb{P}(i|\mathcal{M}) = w_i / \sum_{j \in \mathcal{M}} w_j.$$

It is easy to see from the above definition that the relative likelihood of the purchase of any two given product variants is independent of the other products on offer, which may be undesirable in contexts where some product are ‘more like’ other products so that the randomness in a given customers utility is potentially correlated across products. A more sophisticated model that attempts to address this issue is the nested MNL model McFadden [1981]. The nested MNL model posits a hierarchical decision process: products are clustered into nests; a random customer first selects a nest and having done so selects a product within the nest. Specifically, the utility,  $U_i$ , of each product is given by the ordered pair  $U_i = (\nu_l + \epsilon_l, \mu_i + \xi_i)$ , where  $\nu_l$  is the mean utility of the nest containing product  $i$  and  $\mu_i$  is the mean utility of product  $i$ . It is assumed that the customer chooses the product that maximizes her utility lexicographically (the utilities are ordered according to the lexicographic ordering:  $(a_1, b_1) <_l (a_2, b_2)$  iff  $a_1 < a_2$  or  $a_1 = a_2, b_1 < b_2$ ). It is also assumed that  $\nu_0, \nu_1, \dots, \nu_L$  ( $L$  denotes the total number of nests) and  $\xi_0, \xi_1, \dots, \xi_{N-1}$  are i.i.d random variables having a Gumbel distribution with location parameter 0 and scale parameter 1. By convention, nest 0 has only the “no-purchase” option and, hence, the mean utilities  $\nu_0$  and  $\mu_0$  are assumed to be 0; in addition, each nest has a “no-purchase” option. Let  $v_l, w_i$  respectively denote  $e^{\nu_l}, e^{\mu_i}$ . It then follows from this model that the probability  $\mathbb{P}(i|\mathcal{M})$  is given by:

$$\mathbb{P}(i|\mathcal{M}) = \mathbb{P}(\mathcal{P}_k|\mathcal{M})\mathbb{P}(i|\mathcal{M}, \mathcal{P}_k) = \frac{v_k}{\sum_{l \in \mathcal{C}(\mathcal{M})} v_l} \frac{w_i}{\sum_{j \in \mathcal{P}_k \cap \mathcal{M}} w_j},$$

where  $\mathcal{P}_k$  denotes the nest product  $i$  belongs to and  $\mathcal{C}(\mathcal{M})$  denotes the nests present in the assortment.

## 5.2. Data

We will first calibrate the above choice models to an empirical data set from DVD sales on Amazon. com, and then use the calibrated models to generate synthetic transaction data for our experiments. Doing so will allow us to establish a notion of the ‘true’ choice model in our experiments.

MNL calibration: We use the mean utilities and prices (revenues) estimated by Rusmevichientong et al. [2008] for Amazon.com’s <sup>5</sup>200 top-selling movie DVDs during a 3-month period from 1 July 2005 to 30 September 2005. We consider the  $N = 25$  top-selling products for our experiments. The parameters we use for the model are given in Table 1.

Nested MNL calibration: From the above mentioned Amazon.com dataset we consider 5 movies and assume that for each movie there are multiple variants <sup>6</sup>. Thus, each movie forms a nest consisting of its variants. The number of product variants in each nest is a uniformly generated random number between 2 and 5. The total number of products we consider is 24 (excluding the ‘no-purchase’ option). The mean utility of each nest is equal to the estimated mean utility of the corresponding movie in the Amazon.com data set. The mean utilities of the products in the nest are generated by adding a noise term generated uniformly at random between  $-1$  and  $1$  to the mean utility of the nest. Finally, given a nest, we generate the price of each product by adding a noise term generated uniformly at random between  $-\$2$  and  $\$2$ . A nested MNL model so constructed and used in subsequent experiments is given in Table 2.

### 5.2.1. Synthetic Transaction Data

The synthetic transaction data we will make available to the methods we study will be a censored variant of comparison data that one may hope to estimate from actual sales transactions. In particular, this data could potentially be estimated from pairwise tests of products. Specifically, using the notation we established in section 2, the ‘censored’ comparison data vector, denoted by  $y$ , is indexed by  $i, k$  with  $0 \leq i, k \leq N; i \neq k$ . For every pair of products  $i, k$  such that  $i, k \neq 0$ ,  $y_{ik}$  denotes the fraction of people who prefer product  $i$  to products  $k$  and  $0$ , and for  $i \neq 0$ ,  $y_{i0}$  denotes the fraction of people who prefer  $i$  to  $0$ . For  $k \neq 0$ ,  $y_{0k}$  denotes the fraction of people who prefer the no-purchase option to  $k$ . This is a more realistic form of data than the comparison data we discussed above because the option of no-purchase is always implicit in any assortment we offer. In practice, one may estimate this value as the fraction of customers who purchase product  $i$  when the assortment  $\{0, i, k\}$  is offered. We generate two such data vectors, one for each of the choice models calibrated above.

## 5.3. Experiments

We next proceed to describe the two broad sets of experiments we perform to gauge the viability of our robust revenue estimation procedure.

### 5.3.1. Fidelity of Revenue Predictions

Given the two sets of synthetic transaction data generated by the aforementioned process, we use the robust procedure described <sup>7</sup> in the previous section as a subroutine to make revenue predictions for each set. We

---

<sup>5</sup>The problem of optimizing over  $\mathcal{M}$  is particularly relevant to Amazon.com given limited screen real-estate and cannibalization effects.

<sup>6</sup>These may, for instance, correspond to packaging, special features, etc. which are common practices in DVD marketing.

<sup>7</sup>A detailed description of the ‘censored’ comparison data and the explicit LP we solve to obtain revenue estimates is given in the appendix in Section B.

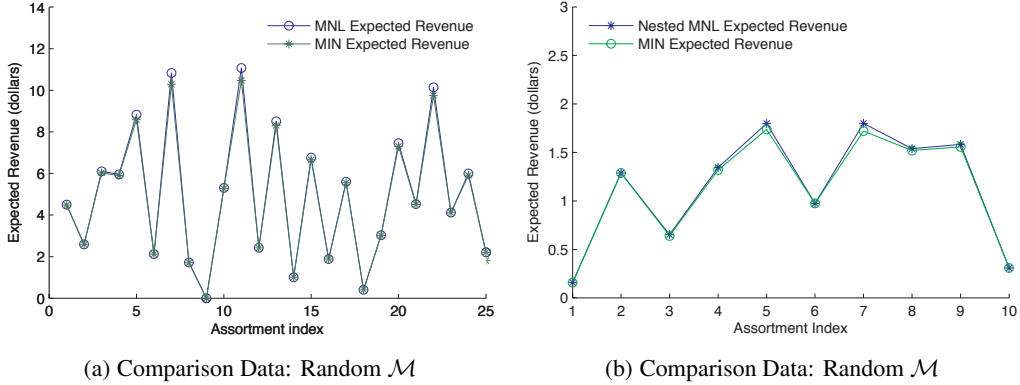


Figure 1: Our non-parametric approach closely tracks the performance of popular parametric approaches over a set of randomly generated assortments. (a) Quality of revenue predictions when the true model is MNL for comparison data; (b) Quality of revenue predictions when the true model is nested MNL for comparison data.

then compare these predictions to those made by the parametric choice model used in generating each set (which represents ground truth).

We first consider revenue predictions for random assortments. For the MNL, we generate 25 assortments uniformly at random from among all subsets of  $\mathcal{N}$ ; figure 1(a) show this comparison. Specifically, for each such assortment, we compare the revenue prediction under the MNL model (i.e. the true choice model) and estimates made via the robust procedure using the synthetic data generated via the MNL model. Similarly, for the nested MNL case, we generate 10 assortments uniformly at random from among all subsets of  $\mathcal{N}$  and compare the robust prediction using synthetic data generated via the nested MNL with predictions under the true (nested MNL) model; figure 1(b) show this comparison.

We next consider a similar set of experiments as the one above, but this time with a variety of ‘optimal’ assortments. That is, we compute optimal assortments for various upper bounds on allowed assortment size under both the MNL and nested MNL model, and compare revenue predictions produced by the robust procedure to those under the respective true models. For the MNL case, we considered optimal assortments<sup>8</sup> of capacities from 1 to 25 with increments of 2; figure 2(a) plots the true expected revenues relative to those predicted by the robust procedure. For the nested MNL case, we considered optimal assortments of capacities from 1 to 10; figure 2(b) compares our robust predictions to those under the true (nested MNL) model. The gap between the ‘MNL’ or the ‘nested MNL’ and the ‘MIN’ curves is thus an upper bound on the expected revenue loss if one used our non-parametric procedure to pick an optimal offer set  $\mathcal{M}$  over the parametric procedure (which in this setting is optimal).

The MNL and nested MNL models are structurally rather different and the observed data vector we allow ourselves access to is by no means sufficient to identify these models from the family of all choice models. The predictions produced by the robust procedure in the above experiments are thus remarkable for their uniform quality both across assortments, as well as across different ‘true’ choice models. These results suggest that the robust procedure is potentially useful as a subroutine for making revenue predictions using limited data in that the quality of these predictions might be expected to be good as opposed to overly conservative.

<sup>8</sup>An optimization procedure described in Rusmevichientong et al. [2008] was used to compute optimal assortments for MNL model; an exhaustive search was used for the nested MNL model.

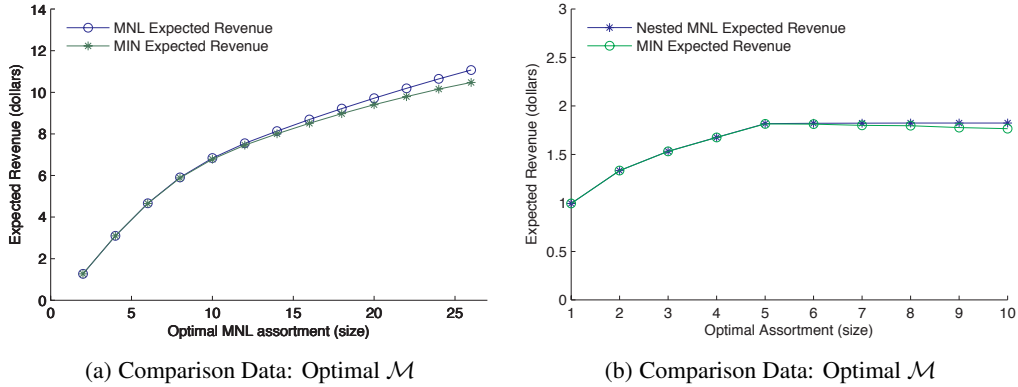


Figure 2: Our non-parametric approach closely tracks the performance of popular parametric approaches over a set of optimal assortments of varying capacities. (a) Quality of revenue predictions when the true model is MNL comparison data; (b) Quality of revenue predictions when true model is nested MNL for comparison data.

### 5.3.2. Robustness to Errors in Structural Assumptions

What happens if the structure assumed in a parametric choice model (such as, say an MNL model) is not consistent with the observed data? Our robust approach is agnostic to structural assumptions on consumer behavior implicit in most parametric models and can avoid problems associated with a poor selection of parametric models. In order to make this point, we consider the case where the true model generating our observed sales data is the nested MNL model. We then contrast two approaches: One, fitting an MNL model to this observed data and using the MNL model so fit to guide optimization and two, using our robust procedure to make revenue predictions using the observed data. We fit our MNL model using maximum likelihood estimation<sup>9</sup> to the synthetic data generated via our nested MNL model. In the spirit of the previous set of experiments, we then compare the revenue prediction under the ‘force’-fit MNL model and our robust procedure with those under the true choice model (i.e. the nested MNL). This is summarized in figures 3(b) and 3(a) which show that the robust alternative is apparently the superior approach.

While the revenue predictions made by the ‘force’-fit MNL model may differ from those under the true model, it may still be the case that the optimal offer sets selected via this model are nonetheless near optimal. We see that this is not the case here. In order to show this, we compare the true revenue of optimal subsets selected under the force-fit model to the true revenue of optimal subsets under the (true) nested MNL model; figure 4(a) shows this comparison. As can be seen, optimization via the force-fit MNL model results in the selection of sub-optimal assortments. Figure 4(b) shows robust revenue predictions for the candidate optimal assortments and illustrates that the robust approach picks the right assortments by a large margin. In fact, the figure illustrates that the optimal assortment one may compute via robust the approach is, in fact, the true optimal assortment.

Our experiments together point to the viability of using the robust estimation procedure as a subroutine for optimal assortment selection using only a limited amount of sales transaction data.

<sup>9</sup>We used the BIOGEME (biogeme.epfl.ch, Bierlaire [2003, 2008]) software package

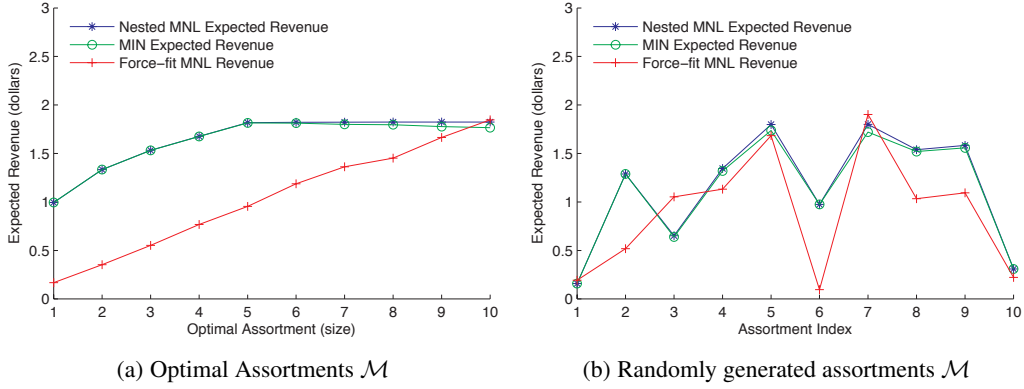


Figure 3: Our non-parametric approach significantly outperforms a force-fitted MNL model when the true model is nested MNL. (a), (b) Quality of revenue predictions of our model and force-fitted MNL model over optimal assortments and randomly generated assortments respectively.

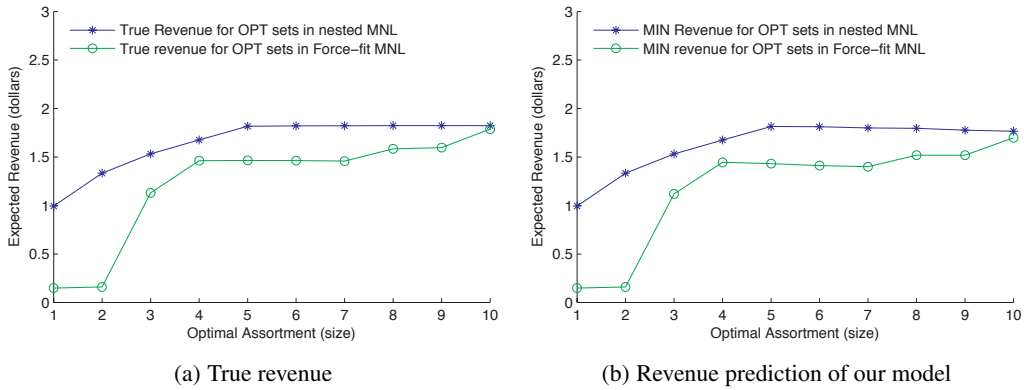


Figure 4: Fitting the wrong model can be truly sub-optimal; our model picks the right assortment from the optimal assortments predicted by the force-fitted model and the true model (nested MNL model).

## 6. Conclusion and Potential Future Directions

This paper presented a new approach to the problem of learning a choice model from the sort of limited data one may hope to gather from sales transactions. We depart from traditional parametric approaches to choice modeling in that we assume little more than a weak form of customer rationality; the family of choice models we focus on is essentially the most general family of choice models one may consider. In spite of the generality of the family of choice models we consider, we have presented schemes that either succeed in recovering the models with limited data, or else make the ‘best’ possible predictions given the same. Our schemes are efficient from a computational standpoint and raise the possibility of an entirely ‘data-driven’ approach to the modeling of choice.

We believe that this paper presents a starting point for a number of research directions. These include:

- Extending our understanding of the Sparsest Fit algorithm. In particular, it would be useful to characterize the limits of recoverability for additional families of observable data beyond the three families here; a general theory of recoverability beyond Theorem 3 would be desirable.
- Theorem 1 points to the existence of sparse approximations to generic choice models. Can we compute such approximation for any choice model with limited data?
- The robust approach in Section 4 presents us with a family of difficult optimization problems for which the present work has presented a generic optimization scheme that is in the spirit of cutting plane approaches. An alternative to this is the development of strong relaxations that yield uniform approximation guarantees (in the spirit of the approximation algorithms literature).
- The focus of this paper has been the estimation of the revenue function  $R(\mathcal{M})$ . The rationale here is that this forms a core subroutine in essentially any revenue optimization problem that seeks to optimize revenues in the face of customer choice. A number of generic algorithms (such as local search) can potentially be used in conjunction with the subroutine we provide to solve such optimization problems. It would be interesting to study such a procedure in the context of problems such as network revenue optimization in the presence of customer choice, and assortment optimization.

## Acknowledgments

We thank Paat Rusmevichentong and David Shmoys for sharing with us the MNL model fitted to the DVD sales data that we used in our experiments.

## References

- S.P. Anderson, A. De Palma, and J.F. Thisse. Discrete choice theory of product differentiation. MIT press, Cambridge, MA, 1992.
- K. Bartels, Y. Boztug, and M. M. Muller. Testing the multinomial logit model. Working Paper, 1999.
- A. Belloni, R. Freund, M. Selove, and D. Simester. Optimizing product line designs: Efficient methods and comparisons. *Management Science*, 54(9):1544–1552, September 2008.
- M. Ben-Akiva and S.R. Lerman. Discrete choice analysis: theory and application to travel demand. CMIT press, Cambridge, MA, 1985.

- R. Berinde, AC Gilbert, P. Indyk, H. Karloff, and MJ Strauss. Combining geometry and combinatorics: A unified approach to sparse signal recovery. Preprint, 2008.
- M. Bierlaire. BIOGEME: a free package for the estimation of discrete choice models. In Proceedings of the 3rd Swiss Transportation Research Conference, Ascona, Switzerland, 2003.
- M. Bierlaire. An introduction to BIOGEME Version 1.7. 2008.
- G. Birkhoff. Tres observaciones sobre el algebra lineal. Univ. Nac. Tucuman Rev. Ser. A, 5:147–151, 1946.
- E.J. Candes and J. Romberg. Quantitative robust uncertainty principles and optimally sparse decompositions. *Foundations of Computational Mathematics*, 6(2):227–254, 2006.
- E.J. Candes and T. Tao. Decoding by linear programming. *Information Theory, IEEE Transactions on*, 51(12):4203–4215, Dec. 2005. ISSN 0018-9448. doi: 10.1109/TIT.2005.858979.
- EJ Candes, J. Romberg, and T. Tao. Robust uncertainty principles: Exact signal reconstruction from highly incomplete frequency information. *IEEE Transactions on Information Theory*, 52(2):489–509, 2006a.
- E.J. Candes, J.K. Romberg, and T. Tao. Stable signal recovery from incomplete and inaccurate measurements. *Communications on Pure and Applied Mathematics*, 59(8), 2006b.
- W. L. Cooper, T. Homem-de Mello, and Kleywegt A. J. Models of the spiral-down effect in revenue management. *Operations Research*, 54(5):968–987, 2006.
- G. Cormode and S. Muthukrishnan. Combinatorial algorithms for compressed sensing. *Lecture Notes in Computer Science*, 4056:280, 2006.
- G. Debreu. Review of r.d. Luce, ‘individual choice behavior: A theoretical analysis’. *American Economic Review*, 50:186–188, 1960.
- G. Dobson and S. Kalish. Positioning and pricing a product line. *Marketing Science*, 7(2):107–125, 1988.
- DL Donoho. Compressed sensing. *IEEE Transactions on Information Theory*, 52(4):1289–1306, 2006.
- R. Gallager. Low-density parity-check codes. *Information Theory, IRE Transactions on*, 8(1):21–28, 1962.
- G. Gallego, G. Iyengar, R. Phillips, and A. Dubey. Managing flexible products on a network. Working Paper, 2006.
- A. C. Gilbert, M. J. Strauss, J. A. Tropp, and R. Vershynin. One sketch for all: fast algorithms for compressed sensing. In *STOC '07: Proceedings of the thirty-ninth annual ACM symposium on Theory of computing*, pages 237–246, New York, NY, USA, 2007. ACM. ISBN 978-1-59593-631-8. doi: <http://doi.acm.org/10.1145/1250790.1250824>.
- V. Goyal, R. Levi, and D. Segev. Near-optimal algorithms for the assortment planning problem under dynamic substitution and stochastic demand. Submitted, June 2009.
- P. E. Green and A. M. Kreiger. Models and heuristics for product line selection. *Marketing Science*, 4(1): 1–19, 1985.
- P. E. Green, A. M. Krieger, and Y. Wind. Thirty years of conjoint analysis: Reflections and prospects. *Interfaces*, 31(3):S56–S73, 2001.

- J. L. Horowitz. Semiparametric estimation of a work-trip mode choice model. *Journal of Econometrics*, 58: 49–70, 1993.
- S. Jagabathula and D. Shah. Inferring rankings under constrained sensing. In *NIPS*, pages 7–1, 2008.
- M.G. Luby, M. Mitzenmacher, M.A. Shokrollahi, and D.A. Spielman. Improved low-density parity-check codes using irregular graphs. *IEEE Transactions on Information Theory*, 47(2):585–598, 2001.
- S. Mahajan and G. J. van Ryzin. On the relationship between inventory costs and variety benefits in retail assortments. *Management Science*, 45(11):1496–1509, 1999.
- A. Mas-Colell, M. D. Whinston, and J. R. Green. *Microeconomic Theory*. Oxford University Press, 1995.
- R. D. McBride and F. S. Zufryden. An integer programming approach to the optimal product line selection problem. *Marketing Science*, 7(2):126–140, 1988.
- D. McFadden. Econometric models of probabilistic choice, in "Structural Analysis of Discrete Data with Econometric Applications," (CF Manski and D. McFadden, Eds.), 1981.
- D. McFadden. Econometric models for probabiistic choice among products. *The Journal of Business*, 53(3): S13–S29, 1980.
- EH McKinney. Generalized birthday problem. *American Mathematical Monthly*, pages 385–387, 1966.
- S. Muthukrishnan. *Data Streams: Algorithms and Applications*. Foundations and Trends in Theoretical Computer Science. Now Publishers, 2005.
- H. Nyquist. Certain topics in telegraph transmission theory. *Proceedings of the IEEE*, 90(2):280–305, 2002.
- IS Reed and G. Solomon. Polynomial codes over certain finite fields. *Journal of the Society for Industrial and Applied Mathematics*, pages 300–304, 1960.
- P. Rusmevichientong, B. Van Roy, and P. Glynn. A nonparametric approach to multiproduct pricing. *Operations Research*, 54(1), 2006.
- P. Rusmevichientong, Z. J. Shen, and D. B. Shmoys. *Dynamic Assortment Optimization with a Multinomial Logit Choice Model and Capacity Constraint*. Technical report, Working Paper, 2008.
- D. Saure and A. Zeevi. *Optimal dynamic assortment planning*. Columbia GSB Working Paper, 2009.
- CE Shannon. Communication in the presence of noise. *Proceedings of the IRE*, 37(1):10–21, 1949.
- Michael Sipser and Daniel A. Spielman. Expander codes. *IEEE Transactions on Information Theory*, 42: 1710–1722, 1996.
- K. Talluri and G. J. van Ryzin. Revenue management under a general discrete choice model of consumer behavior. *Management Science*, 50(1):15–33, 2004a.
- K. T. Talluri and G. J. van Ryzin. *The Theory and Practice of Revenue Management*. Springer Science+Business Media, 2004b.
- JA Tropp. Greed is good: Algorithmic results for sparse approximation. *IEEE Transactions on Information Theory*, 50(10):2231–2242, 2004.

- J.A. Tropp. Just relax: Convex programming methods for identifying sparse signals in noise. *IEEE transactions on information theory*, 52(3):1030–1051, 2006.
- G. J. van Ryzin and G. Vulcano. Computing virtual nesting controls for network revenue management under customer choice behavior. *Manufacturing & Service Operations Management*, 10(3):448–467, 2008.
- J. von Neumann. A certain zero-sum two-person game equivalent to the optimal assignment problem. In *Contributions to the theory of games*, 2, 1953.
- G. Vulcano, G. J. van Ryzin, and R. Ratliff. Estimating primary demand for substitutable products from sales transaction data. Working Paper, 2008.
- D. Zhang and W. L. Cooper. Revenue management for parallel flights with customer-choice behavior. *Operations Research*, 53(3):415–431, 2005.

# Appendix

## A. Proofs for Section 3

### A.1. Proof of Theorem 1

Proof. To show existence of a choice model  $\hat{\lambda}$  with sparse support, that approximates expected revenue of all offer sets of size at most  $C$  with respect to the true model, we shall utilize the probabilistic method. Specifically, consider  $M$  samples chosen as per the true choice model  $\lambda$ : let these be  $\sigma_1, \dots, \sigma_M$ . Let  $\hat{\lambda}$  be the empirical choice model (or distribution on permutations) induced by these  $M$  samples. We shall show that for  $M$  large enough (as claimed in the statement of Theorem 1), this empirical distribution  $\hat{\lambda}$  satisfies the desired properties with positive probability. That is, there exists a distributed with sparse support that satisfies the desired property and hence implies Theorem 1.

To this end, consider an offer set  $\mathcal{M}$  of size at most  $C$ . As noted earlier, the expected revenue  $R(\mathcal{M})$  is given by

$$R(\mathcal{M}) = \sum_{j \in \mathcal{M}} p_j \lambda_j(\mathcal{M}),$$

where  $p_j$  is the price of product  $j \in \mathcal{M}$  and  $\lambda_j(\mathcal{M})$  is the probability of customer choosing  $j$  to purchase, i.e.  $\lambda(\mathcal{S}_j(\mathcal{M}))$ . We wish to show that  $\hat{\lambda}_j(\mathcal{M}) = \hat{\lambda}(\mathcal{S}_j(\mathcal{M}))$  is good approximation of  $\lambda_j(\mathcal{M})$ , for all  $j \in \mathcal{M}$  and for all  $\mathcal{M}$  of size at most  $C$ . To show this, we shall use a combination of Chernoff/Hoeffding bound and union bound.

To this end, consider the given  $\mathcal{M}$  and a fixed  $j \in \mathcal{M}$ . For  $1 \leq \ell \leq M$ , define

$$X_\ell^j = \begin{cases} 1 & \text{if } \sigma_\ell \in \mathcal{S}_j(\mathcal{M}), \\ 0 & \text{otherwise.} \end{cases}$$

Then,  $X_\ell^j$ ,  $1 \leq \ell \leq M$ , are independent and identically distributed Bernoulli random variables with  $\mathbb{P}(X_\ell^j = 1) = \lambda^j(\mathcal{M})$ . By definition,

$$(12) \quad \hat{\lambda}^j(\mathcal{M}) = \frac{1}{M} \sum_{\ell=1}^M X_\ell^j.$$

Using (12) and Chernoff/Hoeffding bound for  $\sum_{\ell=1}^M X_\ell^j$ , it follows that for any  $t > 0$ ,

$$(13) \quad \mathbb{P}\left(\left|\hat{\lambda}^j(\mathcal{M}) - \lambda^j(\mathcal{M})\right| > t\right) \leq 2 \exp\left(-\frac{t^2 M}{2}\right).$$

Let  $p_{\max} = \max_{i=1}^N p_i$ . By selecting,  $t = \frac{\varepsilon}{C p_{\max}}$  in (13) we have

$$(14) \quad \mathbb{P}\left(\left|\hat{\lambda}^j(\mathcal{M}) - \lambda^j(\mathcal{M})\right| > \frac{\varepsilon}{C p_{\max}}\right) \leq 2 \exp\left(-\frac{\varepsilon^2 M}{2C^2 p_{\max}^2}\right).$$

Therefore, for the given  $\mathcal{M}$  of size at most  $C$ , by union bound we have

$$(15) \quad \mathbb{P} \left( \left| \sum_{j \in \mathcal{M}} p_j \hat{\lambda}^j(\mathcal{M}) - \sum_{j \in \mathcal{M}} p_j \lambda^j(\mathcal{M}) \right| > \varepsilon \right) \leq 2C \exp \left( -\frac{\varepsilon^2 M}{2C^2 p_{\max}^2} \right).$$

There are at most  $N^C$  sets of size upto  $C$ . Therefore, by union bound and (15) it follows that

$$(16) \quad \mathbb{P} \left( \max_{\mathcal{M}: |\mathcal{M}| \leq C} \left| R(\mathcal{M}) - \sum_{j \in \mathcal{M}} p_j \hat{\lambda}_j(\mathcal{M}) \right| > \varepsilon \right) \leq 2CN^C \exp \left( -\frac{\varepsilon^2 M}{2C^2 p_{\max}^2} \right).$$

For choice of  $M$  such that

$$M > \frac{2C^2 p_{\max}^2}{\varepsilon^2} (\log 2C + C \log N),$$

the right hand side of (16) becomes  $< 1$ . This establishes the desired result.  $\blacksquare$

## A.2. Proof of Theorem 2

Proof. Suppose, to arrive at a contradiction, assume that there exists a distribution  $\mu$  over the permutations such that  $y = A\mu$  and  $\|\mu\|_0 \leq \|\lambda\|_0$ . Let  $v_1, v_2, \dots, v_K$  and  $u_1, u_2, \dots, u_L$  denote the values that  $\lambda$  and  $\mu$  take on their respective supports. It follows from our assumption that  $L \leq K$ . In addition, since  $\lambda$  satisfies the ‘signature’ condition, there exist  $1 \leq d(i) \leq m$  such that  $y_{d(i)} = v_i$ , for all  $1 \leq i \leq K$ . Thus, since  $y = A\mu$ , for each  $1 \leq i \leq K$ , we can write  $v_i = \sum_{j \in T(i)} u_j$ , for some  $T(i) \subseteq \{1, 2, \dots, L\}$ . Equivalently, we can write  $v = Bu$ , where  $B$  is a 0 – 1 matrix of dimensions  $K \times L$ . Consequently, we can also write  $\sum_{i=1}^K v_i = \sum_{j=1}^L \zeta_j u_j$ , where  $\zeta_j$  are integers. This now implies that  $\sum_{j=1}^L u_j = \sum_{j=1}^L \zeta_j u_j$  since  $\sum_{i=1}^K v_i = \sum_{j=1}^L u_j = 1$ .

Now, there are two possibilities: either all the  $\zeta_j$ s are  $> 0$  or some of them are equal to zero. In the first case, we prove that  $\mu$  and  $\lambda$  are identical, and in the second case we arrive at a contradiction. In the case when  $\zeta_j > 0$  for all  $1 \leq j \leq L$ , since  $\sum_j u_j = \sum_j \zeta_j u_j$ , it should follow that  $\zeta_j = 1$  for all  $1 \leq j \leq L$ . Thus, since  $L \leq K$ , it should be that  $L = K$  and  $(u_1, u_2, \dots, u_L)$  is some permutation of  $(v_1, v_2, \dots, v_K)$ . By relabeling the  $u_j$ s, if required, without loss of generality, we can say that  $v_i = u_i$ , for  $1 \leq i \leq K$ . We have now proved that the values of  $\lambda$  and  $\mu$  are identical. In order to prove that they have identical supports, note that since  $v_i = u_i$  and  $y = A\lambda = A\mu$ ,  $\mu$  must satisfy the ‘signature’ and the ‘linear independence’ conditions. Thus, the algorithm we proposed accurately recovers  $\mu$  and  $\lambda$  from  $y$ . Since the input to the algorithm is only  $y$ , it follows that  $\lambda = \mu$ .

Now, suppose that  $\zeta_j = 0$  for some  $j$ . Then, it follows that some of the columns in the  $B$  matrix are zeros. Removing those columns of  $B$ , we can write  $v = \tilde{B}\tilde{u}$  where  $\tilde{B}$  is  $B$  with the zero columns removed and  $\tilde{u}$  is  $u$  with  $u_j$ s such that  $\zeta_j = 0$  removed. Let  $\tilde{L}$  be the size of  $\tilde{u}$ . Since at least one column was removed  $\tilde{L} < L \leq K$ . The condition  $\tilde{L} < K$  implies that the elements of vector  $v$  are not linearly independent i.e., we can find integers  $c_i$  such that  $\sum_{i=1}^{\tilde{L}} c_i v_i = 0$ . This is a contradiction, since this condition violates our ‘linear independence’ assumption. The result of the theorem now follows.  $\blacksquare$

## A.3. Proof of Theorem 3

Proof. First, we note that, irrespective of the form of observed data, the choice model generated from the ‘generation model’ satisfies the ‘linear independence’ condition with probability 1. The reason is as follows: the values  $\lambda(\sigma_i)$  obtained from the generation model are i.i.d uniformly distributed over the interval  $[a, b]$ .

Therefore, the vector  $(\lambda(\sigma_1), \lambda(\sigma_2), \dots, \lambda(\sigma_K))$  corresponds to a point drawn uniformly at random from the hypercube  $[a, b]^K$ . In addition, the set of points that satisfy  $\sum_{i=1}^K c_i \lambda(\sigma_i) = 0$  lie in a lower-dimensional space. Since  $c_i$ s are bounded, there are only finitely many such sets of points. Thus, it follows that with probability 1, the choice model generated satisfies the “linear independence” condition.

The conditions under which the choice model satisfies the “signature” condition depends on the form of observed data. We consider each form separately.

1. **Ranking Data:** The bound of  $K = O(n)$  directly follows from Lemma 2 of Jagabathula and Shah [2008].
2. **Comparison Data:** For each permutation  $\sigma$ , we truncate its corresponding column vector  $A(\sigma)$  to a vector of length  $N/2$  by restricting it to only the disjoint unordered pairs:  $\{0, 1\}, \{2, 3\}, \dots, \{N-2, N-1\}$ . Denote the truncated binary vector by  $A'(\sigma)$ . Let  $\tilde{A}$  denote the matrix  $A$  with each column  $A(\sigma)$  truncated to  $A'(\sigma)$ . Clearly, since  $\tilde{A}$  is just a truncated form of  $A$ , it is sufficient to prove that  $\tilde{A}$  satisfies the “signature” condition.

For brevity, let  $L$  denote  $N/2$ , and, given  $K$  permutations, let  $B$  denote the  $L \times K$  matrix formed by restricting the matrix  $\tilde{A}$  to the  $K$  permutations in the support. Then, it is easy to see that a set of  $K$  permutations satisfies the “signature” condition iff there exist  $K$  rows in  $B$  such that the  $K \times K$  matrix formed by the  $K$  rows is a permutation matrix.

Let  $R_1, R_2, \dots, R_J$  denote all the subsets of  $\{1, 2, \dots, m\}$  with cardinality  $K$ ; clearly,  $J = \binom{L}{K}$ . In addition, let  $B^j$  denote the  $K \times K$  matrix formed by the rows of  $B$  that are indexed by the elements of  $R_j$ . Now, for each  $1 \leq j \leq J$ , when we generate the matrix  $B$  by choosing  $K$  permutations uniformly at random, let  $\mathcal{E}_j$  denote the event that the  $K \times K$  matrix  $B^j$  is a permutation matrix and let  $\mathcal{E}$  denote the event  $\cup_j \mathcal{E}_j$ . We want to prove that  $\mathbb{P}(\mathcal{E}) \rightarrow 1$  as  $N \rightarrow \infty$  as long as  $K = o(\log N)$ . Let  $X_j$  denote the indicator variable of the event  $\mathcal{E}_j$ , and  $X$  denote  $\sum_j X_j$ . Then, it is easy to see that  $\mathbb{P}(X = 0) = \mathbb{P}(\mathcal{E}^c)$ . Thus, we need to prove that  $\mathbb{P}(X = 0) \rightarrow 0$  as  $N \rightarrow \infty$  whenever  $K = o(\log n)$ . Now, note the following:

$$\text{Var}(X) \geq (0 - \mathbb{E}[X])^2 \mathbb{P}(X = 0)$$

It thus follows that  $\mathbb{P}(X = 0) \leq \text{Var}(X)/(\mathbb{E}[X])^2$ . We now evaluate  $\mathbb{E}[X]$ . Since  $X_j$ s are indicator variables,  $\mathbb{E}[X_j] = \mathbb{P}(X_j = 1) = \mathbb{P}(\mathcal{E}_j)$ . In order to evaluate  $\mathbb{P}(\mathcal{E}_j)$ , we restrict our attention to the  $K \times K$  matrix  $B^j$ . When we generate the entries of matrix  $B$  by choosing  $K$  permutations uniformly at random, all the elements of  $B$  will be i.i.d  $\text{Be}(1/2)$  i.e., uniform Bernoulli random variables. Therefore, there are  $2^{K^2}$  possible configurations of  $B^j$  and each of them occurs with a probability  $1/2^{K^2}$ . Moreover, there are  $K!$  possible  $K \times K$  permutation matrices. Thus,  $\mathbb{P}(\mathcal{E}_j) = K!/2^{K^2}$ . Thus, we have:

$$(17) \quad \mathbb{E}[X] = \sum_{j=1}^J \mathbb{E}[X_j] = \sum_{j=1}^J \mathbb{P}(\mathcal{E}_j) = \frac{JK!}{2^{K^2}}.$$

Since  $J = \binom{L}{K}$ , it follows from Stirling’s approximation that  $J \geq L^K/(eK)^K$ . Similarly, we can write  $K! \geq K^K/e^K$ . It now follows from (17) that

$$(18) \quad \mathbb{E}[X] \geq \frac{L^K}{e^K K^K} \frac{K^K}{e^K} \frac{1}{2^{K^2}} = \frac{L^K}{e^{2K} 2^{K^2}}.$$

We now evaluate  $\text{Var}(X)$ . Let  $\rho$  denote  $K!/2^{K^2}$ . Then,  $\mathbb{E}[X_j] = \rho$  for all  $1 \leq j \leq J$ . We can write,

$$\text{Var}(X) = \mathbb{E}[X^2] - \mathbb{E}[X]^2 = \sum_{i=1}^J \sum_{j=1}^J \mathbb{P}(X_i = 1, X_j = 1) - J^2 \rho^2.$$

Suppose  $|R_i \cap R_j| = r$ . Then, the number of possible configurations of  $B^i$  and  $B^j$  is  $2^{(2K-r)K}$  because, since there is an overlap of  $r$  rows, there are  $2K - r$  distinct rows and, of course,  $K$  columns. Since all configurations occur with the same probability, it follows that each configuration occurs with a probability  $1/2^{(2K-r)K}$ , which can also be written as  $2^{rK} \rho^2 / (K!)^2$ . Moreover, the number of configurations in which both  $B^i$  and  $B^j$  are permutation matrices is equal to  $K!(K-r)!$ , since, fixing the configuration of  $B^i$  will leave only  $K - r$  rows of  $B^j$  to be fixed.

For a fixed  $R_i$ , we now count the number of subsets  $R_j$  such that  $|R_i \cap R_j| = r$ . We construct an  $R_j$  by first choosing  $r$  rows from  $R_i$  and then choosing the rest from  $\{1, 2, \dots, l\} \setminus R_i$ . We can choose  $r$  rows from the subset  $R_i$  of  $K$  rows in  $\binom{K}{r}$  ways, and the remaining  $K - r$  rows in  $\binom{L-K}{K-r}$  ways. Therefore, we can now write:

$$\begin{aligned} \sum_{j=1}^J \mathbb{P}(X_i = 1, X_j = 1) &= \sum_{r=0}^K \binom{K}{r} \binom{L-K}{K-r} K!(K-r)! \frac{2^{rK} \rho^2}{(K!)^2} \\ &\leq \rho^2 \sum_{r=0}^K \binom{L}{K-r} \frac{2^{rK}}{r!}, \quad \text{Using } \binom{L-K}{K-r} \leq \binom{L}{K-r} \\ &= \binom{L}{K} \rho^2 + \rho^2 \sum_{r=1}^K \binom{L}{K-r} \frac{2^{rK}}{r!} \\ &\leq J \rho^2 + \rho^2 L^K \sum_{r=1}^K \left(\frac{e2^K}{L}\right)^r \frac{1}{r^r (K-r)^{K-r}} \end{aligned}$$

The last inequality follows from Stirling's approximation:  $\binom{L}{K-r} \leq (L/(K-r))^{K-r}$  and  $r! \geq (r/e)^r$ ; in addition, we have used  $J = \binom{L}{K}$ . Now consider

$$\begin{aligned} r^r (K-r)^{K-r} &= \exp \{r \log r + (K-r) \log(K-r)\} \\ &= \exp \{K \log K - KH(r/K)\} \\ &\geq \frac{K^K}{2^K} \end{aligned}$$

where  $H(x)$  is the Shannon entropy of the random variable distributed as  $\text{Be}(x)$ , defined as  $H(x) = -x \log x - (1-x) \log(1-x)$  for  $0 < x < 1$ . The last inequality follows from the fact that  $H(x) \leq \log 2$

for all  $0 < x < 1$ . Putting everything together, we get

$$\begin{aligned}
\text{Var}(X) &= \sum_{i=1}^J \left[ \sum_{j=1}^J \mathbb{P}(X_i = 1, X_j = 1) \right] - \mathbb{E}[X]^2 \\
&\leq J \left[ J\rho^2 + \rho^2 L^K \frac{2^K}{K^K} \sum_{r=1}^K \left( \frac{e2^K}{L} \right)^r \right] - J^2 \rho^2 \\
&= \frac{J\rho^2 2^K L^K}{K^K} \sum_{r=1}^K \left( \frac{e2^K}{L} \right)^r
\end{aligned}$$

We can now write,

$$\begin{aligned}
\mathbb{P}(X = 0) &\leq \frac{\text{Var}(X)}{(\mathbb{E}[X])^2} \\
&\leq \frac{1}{J^2 \rho^2} \frac{J\rho^2 2^K L^K}{K^K} \sum_{r=1}^K \left( \frac{e2^K}{L} \right)^r \\
&= \frac{1}{J} \frac{2^K L^K}{K^K} \frac{e2^K}{L} \sum_{r=0}^{K-1} \left( \frac{e2^K}{L} \right)^r \\
&\leq \frac{e^K K^K}{L^K} \frac{2^K L^K}{K^K} \frac{e2^K}{L} \sum_{r=0}^{K-1} \left( \frac{e2^K}{L} \right)^r, \quad \text{Using } J = \binom{L}{K} \leq \left( \frac{L}{eK} \right)^K \\
&= e \frac{(4e)^K}{L} \sum_{r=0}^{K-1} \left( \frac{e2^K}{L} \right)^r
\end{aligned}$$

It now follows that for  $K = o(\log L / \log(4e))$ ,  $\mathbb{P}(X = 0) \rightarrow 0$  as  $N \rightarrow \infty$ . Since, by definition,  $L = N/2$ , this completes the proof of the theorem.

3. Top Set Data: For this type of data, note that it is sufficient to prove that  $A^{(1)}$  satisfies the ‘signature’ property with a high probability; therefore, we ignore the comparison data and focus only on the data corresponding to the fraction of customers that have product  $i$  as their top choice, for every product  $i$ . For brevity, we abuse the notation and denote  $A^{(1)}$  by  $A$  and  $y^{(1)}$  by  $y$ . Clearly,  $y$  is of length  $N$  and so is each column vector  $A(\sigma)$ . Every permutation  $\sigma$  ranks only one product in the first position. Hence, for every permutation  $\sigma$ , exactly one element of the column vector  $A(\sigma)$  is 1 and the rest are zeros.

In order to obtain a bound on the support size, we reduce this problem to a balls-and-bins setup. For that, imagine  $K$  balls being thrown uniformly at random into  $N$  bins. In our setup, the  $K$  balls correspond to the  $K$  permutations in the support and the  $N$  bins correspond to the  $N$  products. A ball is thrown into bin  $i$  provided the permutation corresponding to the ball ranks product  $i$  to position 1. Our ‘generation model’ chooses permutations independently; hence, the balls are thrown independently. In addition, a permutation chosen uniformly at random ranks a given product  $i$  to position 1 with probability  $1/N$ . Therefore, each ball is thrown uniformly at random.

In the balls-and-bins setup, the ‘signature’ condition translates into all  $K$  balls falling into different bins. By ‘Birthday Paradox’ McKinney [1966], the  $K$  balls falls into different bins with a high probability provided  $K = o(\sqrt{N})$ .

This finishes the proof of the theorem. ■

#### A.4. Proof of Theorem 4

Proof. Let  $\sigma_1, \sigma_2, \dots, \sigma_K$  be the permutations in the support and  $\lambda_1, \lambda_2, \dots, \lambda_K$  be their corresponding probabilities. Since we assumed that  $\lambda$  satisfies the “signature” condition, for each  $1 \leq i \leq K$ , there exists a  $d(i)$  such that  $y_{d(i)} = \lambda_i$ . In addition, the “linear independence” condition guarantees that the condition in the “if” statement of the algorithm is not satisfied whenever  $d = d(i)$ . To see why, suppose the condition in the “if” statement is true; then, we will have  $\lambda_{d(i)} - \sum_{i \in T} \lambda_i = 0$ . Since  $d(i) \notin T$ , this clearly violates the “linear independence” condition. Therefore, the algorithm correctly assigns values to each of the  $\lambda_i$ s. We now prove that the  $A(\sigma)$ s that are returned by the algorithm do indeed correspond to the  $\sigma_i$ s. For that, note that the condition in the “if” statement being true implies that  $y_d$  is a linear combination of a subset  $T$  of the set  $\{\lambda_1, \lambda_2, \dots, \lambda_K\}$ . Again, the “linear independence” condition guarantees that such a subset  $T$ , if exists, is unique. Thus, when the condition in the “if” statement is true, the only permutations with  $A(\sigma)_d = 1$  are the ones in the set  $T$ . Similarly, when the condition in the “if” statement is false, then it follows from the “signature” and “linear independence” conditions that only for  $\sigma_i$ ,  $A(\sigma)_{d(i)} = 1$ . From this, we conclude that the algorithm correctly finds the true underlying distribution. ■

## B. Explicit LP solved for censored comparison data in Section 5

The LP we want to solve is

$$(19) \quad \begin{aligned} & \underset{\lambda}{\text{minimize}} && \sum_{j \in \mathcal{M}} p_j \lambda_j(\mathcal{M}) \\ & \text{subject to} && A\lambda = y, \\ & && \mathbf{1}^\top \lambda = 1, \\ & && \lambda \geq 0. \end{aligned}$$

For the ‘censored’ comparison data, the partial information vector is indexed by  $i, j$  with  $0 \leq i, j \leq N - 1$ ,  $i \neq j$ . For each  $i, j$  such that  $i \neq 0$ ,  $y_{ij}$  denotes the fraction of customers that prefer product  $i$  to both products  $j$  and 0; in other words,  $y_{ij}$  denotes the fraction of customers that purchase product  $i$  when then offer set is  $\{i, j, 0\}$ . Further, for each  $j \neq 0$ ,  $y_{0j}$  denotes the fraction of customers who prefer the ‘no-purchase’ option to product  $j$ ; in fact,  $y_{0j}$  is the fraction of customers who don’t purchase anything when the set  $\{j, 0\}$  is on offer. The matrix  $A$  is then in  $\{0, 1\}^{N(N-1)}$ , with the column of  $A$  corresponding to permutation  $\sigma$ ,  $A(\sigma)$ , having  $A(\sigma)_{ij} = 1$  if  $\sigma(i) < \sigma(j)$  and  $\sigma(i) < \sigma(0)$  for each  $i \neq 0, j$ , and  $A(\sigma)_{0j} = 1$  if  $\sigma(0) < \sigma(j)$  for  $j \neq 0$ , and  $A(\sigma)_{ij} = 0$  otherwise.

For reasons that will become apparent soon, we modify the LP in (19) by replacing the constraint  $A\lambda = y$  with  $A\lambda \geq y$ . It is now easy to see the following:

$$(20) \quad \begin{aligned} & \underset{\lambda}{\text{minimize}} && \sum_{j \in \mathcal{M}} p_j \lambda_j(\mathcal{M}) && \underset{\lambda}{\text{minimize}} && \sum_{j \in \mathcal{M}} p_j \lambda_j(\mathcal{M}) \\ & \text{subject to} && A\lambda \geq y, && \leq && \text{subject to} && A\lambda = y, \\ & && \mathbf{1}^\top \lambda = 1, && && && \mathbf{1}^\top \lambda = 1, \\ & && \lambda \geq 0. && && && \lambda \geq 0. \end{aligned}$$

We now take the dual of the modified LP. In order to do that, recall from section 4 that  $\mathcal{S}_j(\mathcal{M}) = \{\sigma \in S_N : \sigma(j) < \sigma(i), \forall i \in \mathcal{M}, i \neq j\}$  denotes the set of all permutations that result in the purchase of the product  $j \in \mathcal{M}$  when the offered assortment is  $\mathcal{M}$ . In addition,  $\mathcal{A}_j(\mathcal{M})$  denotes the set  $\{A(\sigma) : \sigma \in \mathcal{S}_j(\mathcal{M})\}$ .

Now, the dual of the modified LP is

$$(21) \quad \begin{aligned} & \underset{\alpha, \nu}{\text{maximize}} && \alpha^\top y + \nu \\ & \text{subject to} && \max_{z^j \in \mathcal{A}_j(\mathcal{M})} (\alpha^\top z^j + \nu) \leq p_j, \quad \text{for each } j \in \mathcal{M} \\ & && \alpha \geq 0. \end{aligned}$$

where  $\alpha$  and  $\nu$  are dual variables corresponding respectively to the data consistency constraints  $A\lambda = y$  and the requirement that  $\lambda$  is a probability distribution (i.e.  $\mathbf{1}^\top \lambda = 1$ ) respectively.

Now, consider the following representation of the set  $\mathcal{A}_j(\mathcal{M})$ , for a fixed  $j$ .

$$(22) \quad \begin{aligned} z_{ik}^j &= \min \{x_{ik}^j, x_{i0}^j\} && \text{for all } i, k \in \mathcal{N}, i \neq k, i \neq 0 \\ z_{0k}^j &= x_{0k}^j && \text{for all } k \in \mathcal{N}, k \neq 0 \\ z_{ik}^j &\in \{0, 1\} && \text{for all } i, k \in \mathcal{N}, i \neq k \\ x_{il}^j &\geq x_{ik}^j + x_{kl}^j - 1 && \text{for all } i, k, l \in \mathcal{N}, i \neq k \neq l \\ x_{ik}^j + x_{ki}^j &= 1 && \text{for all } i, k \in \mathcal{N}, i \neq k \\ x_{ji}^j &= 1 && \text{for all } i \in \mathcal{M}, i \neq j \\ x_{ik}^j &\in \{0, 1\} && \text{for all } i, k \in \mathcal{N}, i \neq k \end{aligned}$$

The last four constraints are the same as the set of inequalities in (11), which correspond to the representation of the set  $\mathcal{A}_j(\mathcal{M})$  for comparison data; thus, every point satisfying the set of last four constraints in (22) corresponds to a permutation  $\sigma \in \mathcal{S}_j(\mathcal{M})$  such that  $x_{ik}^j = 1$  if and only if  $\sigma(i) < \sigma(k)$ . We now claim that the set of points  $z^j$  that satisfy the constraints in (22) is equal to the set of vectors in  $\mathcal{A}_j(\mathcal{M})$ . To see that, note that  $z_{ik}^j = 1$  if and only if the corresponding  $x_{ik}^j = 1$  and  $x_{i0}^j = 1$ , for  $i \neq 0$ . This implies that  $z_{ik}^j = 1$  if and only if  $i$  is preferred to  $k$  and  $i$  is preferred to 0. Similarly,  $z_{0k}^j = 1$  if and only if  $x_{0k}^j = 1$  i.e., 0 is preferred to  $k$ .

Let  $\bar{\mathcal{I}}_j(\mathcal{M})$  denote the convex hull of the vectors in  $\mathcal{A}_j(\mathcal{M})$ , equivalently, of the vectors  $z^j$  satisfying the set of constraints in (22). Let  $\bar{\mathcal{I}}_j^o(\mathcal{M})$  be the convex hull of the vectors  $z^j$  satisfying the constraints in (22) with the constraint  $z_{ik}^j = \min \{x_{ik}^j, x_{i0}^j\}$  replaced by the constraints  $z_{ik}^j \leq x_{ik}^j$  and  $z_{ik}^j \leq x_{i0}^j$ , and the constraint  $z_{0k}^j = x_{0k}^j$  replaced by the constraint  $z_{0k}^j \leq x_{0k}^j$ . Finally, let  $\bar{\mathcal{I}}_j^1(\mathcal{M})$  represent the polytope  $\bar{\mathcal{I}}_j^o(\mathcal{M})$  with the integrality constraints relaxed to  $z_{ik}^j \geq 0$  and  $x_{ik}^j \geq 0$ . We now have the following relationships:

$$(23) \quad \left\{ \alpha \geq 0, \nu : \max_{z^j \in \bar{\mathcal{I}}_j(\mathcal{M})} (\alpha^\top z^j + \nu) \leq p_j \right\} = \left\{ \alpha \geq 0, \nu : \max_{z^j \in \bar{\mathcal{I}}_j^o(\mathcal{M})} (\alpha^\top z^j + \nu) \leq p_j \right\} \\ \supseteq \left\{ \alpha \geq 0, \nu : \max_{z^j \in \bar{\mathcal{I}}_j^1(\mathcal{M})} (\alpha^\top z^j + \nu) \leq p_j \right\}$$

The first equality follows because  $\alpha \geq 0$  and, hence, at the optimal solution,  $z_{ik}^j = 1$  if  $x_{ik}^j = x_{i0}^j = 1$ , and  $z_{0k}^j = 1$  if  $x_{0k}^j = 1$ . It should be now clear that in order to establish this equality we considered the modified LP. The second relationship follows because of the relaxation of constraints. It now follows from

(20), (21) and (23) that

$$\begin{aligned}
& \underset{\lambda}{\text{minimize}} && \sum_{j \in \mathcal{M}} p_j \lambda_j(\mathcal{M}) && \underset{\alpha, \nu}{\text{maximize}} && \alpha^\top y + \nu \\
& \text{subject to} && A\lambda = y, && \geq \text{subject to} && \max_{z^j \in \mathcal{A}_j(\mathcal{M})} (\alpha^\top z^j + \nu) \leq p_j, \text{ for each } j \in \mathcal{M} \\
& && \mathbf{1}^\top \lambda = 1, && && \alpha \geq 0. \\
& && \lambda \geq 0. && && \\
(24) & && && \underset{\alpha, \nu}{\text{maximize}} && \alpha^\top y + \nu \\
& && \geq \text{subject to} && \max_{z^j \in \mathcal{I}_j^1(\mathcal{M})} (\alpha^\top z^j + \nu) \leq p_j, \text{ for each } j \in \mathcal{M} \\
& && && \alpha \geq 0.
\end{aligned}$$

Using the procedure described in Section 4.1, we solve the last LP in (24) by taking the dual of the constraint in the LP. For convenience, we write out the program  $\max_{z^j \in \mathcal{I}_j^1(\mathcal{M})} (\alpha^\top z^j + \nu)$  and the corresponding dual variables we use for each of the constraints.

$$\begin{aligned}
& \underset{z^j}{\text{maximize}} && \alpha^\top z^j + \nu \\
& \text{subject to} && && \text{Dual Variables} \\
& z_{ik}^j - x_{ik}^j \leq 0 && \text{for all } i, k \in \mathcal{N}, i \neq k && \Omega 1_{ik}^j \\
& z_{ik}^j - x_{i0}^j \leq 0 && \text{for all } i, k \in \mathcal{N}, i \neq k, i \neq 0 && \Omega 2_{ik}^j \\
& x_{ik}^j + x_{kl}^j - x_{il}^j \leq 1 && \text{for all } i, k, l \in \mathcal{N}, i \neq k \neq l && \Gamma_{ikl}^j \\
& x_{ik}^j + x_{ki}^j = 1 && \text{for all } i, k \in \mathcal{N}, i < k && \Delta_{ik}^j \\
& x_{ji}^j = 1 && \text{for all } i \in \mathcal{M}, i \neq j && \Theta_i^j \\
& x_{ik}^j, z_{ik}^j \geq 0 && \text{for all } i, k \in \mathcal{N}, i \neq k
\end{aligned}
\tag{25}$$

Let  $P$  denote the set  $\{(i, k) : i \neq k, 0 \leq i, k \leq N - 1\}$ , and  $T$  denote the set  $\{(i, k, l) : i \neq k \neq l, 0 \leq i, k, l \leq N - 1\}$ . Moreover, let  $g(a, b, k, j)$  denote  $\sum_{k \in \mathcal{N}, k \neq a, b} \Gamma_{abk}^j$

+  $\sum_{k \in \mathcal{N}, k \neq a, b} \Gamma_{kab}^j - \sum_{k \in \mathcal{N}, k \neq a, b} \Gamma_{akb}^j$ . Then, the LP we solve is

(26)

$$\underset{\nu, \alpha}{\text{maximize}} \quad \nu + \sum_{(i,k) \in P} \alpha_{ik} y_{ik}$$

subject to

$$\begin{aligned} \sum_{(i,k,l) \in T} \Gamma_{ikl}^j + \sum_{(i,k) \in P, i < k} \Delta_{ik}^j + \sum_{i \in \mathcal{M}, i \neq j} \Theta_i^j &\leq p_j - \nu & \forall j \in \mathcal{M} \\ g(a, b, k, j) + \Delta_{ab}^j - \Omega 1_{ab}^j &\geq 0 & \forall j \in \mathcal{M}, a, b \in \mathcal{N}, a < b; \text{ if } a = j, b \notin \mathcal{M} \\ g(a, b, k, j) + \Delta_{ba}^j - \Omega 1_{ab}^j &\geq 0 & \forall j \in \mathcal{M}, a, b \in \mathcal{N}, a > b, b \neq 0; \text{ if } a = j, b \notin \mathcal{M} \\ g(a, b, k, j) + \Delta_{ab}^j + \Theta_b^j - \Omega 1_{ab}^j &\geq 0 & \forall j \in \mathcal{M}, a = j, b \in \mathcal{M}, a < b \\ g(a, b, k, j) + \Delta_{ba}^j + \Theta_b^j - \Omega 1_{ab}^j &\geq 0 & \forall j \in \mathcal{M}, a = j, b \in \mathcal{M}, a > b, b \neq 0 \\ g(a, b, k, j) + \Delta_{ba}^j - \sum_{k \in \mathcal{N}, k \neq a} \Omega 2_{ak}^j &\geq 0 & \forall j \in \mathcal{M}, a \in \mathcal{N}, a \neq j, b = 0 \\ g(a, b, k, j) + \Delta_{ba}^j + \Theta_b^j - \sum_{k \in \mathcal{N}, k \neq a} \Omega 2_{ak}^j &\geq 0 & \forall j \in \mathcal{M}, a = j, b = 0 \\ \Omega 1_{ab}^j + \Omega 2_{ab}^j &\geq \alpha_{ab} & \forall j \in \mathcal{M}, a, b \in P, a \neq 0, b \neq 0 \\ \Omega 2_{ab}^j &\geq \alpha_{ab} & \forall j \in \mathcal{M}, a \in \mathcal{N} \setminus \{0\}, b = 0 \\ \Omega 1_{ab}^j &\geq \alpha_{ab} & \forall j \in \mathcal{M}, a = 0, b \in \mathcal{N} \setminus \{0\} \\ \alpha, \Gamma, \Omega 1, \Omega 2 &\geq 0. \end{aligned}$$

Product ID	Mean utility	Price (dollars)
1	-4.738	115.49
2	-4.738	92.03
3	-4.701	91.67
4	-4.474	79.35
5	-4.422	77.94
6	-4.713	70.12
7	-4.702	64.97
8	-4.617	49.95
9	-4.73	48.97
10	-4.729	46.12
11	-4.78	45.53
12	-3.552	45.45
13	-4.739	45.41
14	-4.713	44.92
15	-4.308	42.94
16	-4.739	42.92
17	-4.742	42.3
18	-4.75	42.21
19	-4.677	42.09
20	-4.656	41.98
21	-4.717	41.97
22	-4.727	41.97
23	-4.679	41.93
24	-4.766	41.6
25	-4.674	41.29

Table 1: Parameters of the MNL model

Nest ID	Mean Nest Utility	Mean Product Utility					Prices (dollars)						
		3.0	3.25	3.53	4.05	3.75	0	114.7	115.21	115.76	116.81	116.21	
1	-4.74	3.0	3.25	3.53	4.05	3.75	0	114.7	115.21	115.76	116.81	116.21	0
2	-4.74	4.28	4.57	4.75	3.0	4.56	0	39.95	40.53	40.89	37.4	40.52	0
3	-4.62	3.0	3.91	3.03	0	0	0	20.61	22.43	20.66	0	0	0
4	-4.77	3.71	3.82	3.24	3.88	3.0	0	19.06	19.28	18.11	19.39	17.63	0
5	-4.41	4.38	3.0	3.71	4.29	3.6	0	14.06	11.31	12.73	13.89	12.51	0

Table 2: Parameters of the Nested MNL model