

# Deterministic all-optical $\sqrt{\text{SWAP}}$ gate using a lambda system

Kazuki Koshino<sup>1,2</sup>, Satoshi Ishizaka<sup>3,4</sup> and Yasunobu Nakamura<sup>3,4,5</sup>

<sup>1</sup> *College of Liberal Arts and Sciences, Tokyo Medical and Dental University, 2-8-30 Konodai, Ichikawa 272-0827, Japan*

<sup>2</sup> *PRESTO, Japan Science and Technology Agency, 4-1-8 Honcho, Kawaguchi 332-0012, Japan*

<sup>3</sup> *Nano Electronics Research Laboratories, NEC Corporation, 34 Miyukigaoka, Tsukuba 305-8501, Japan*

<sup>4</sup> *INQIE, the University of Tokyo, 4-6-1 Komaba, Meguro-ku, Tokyo 153-8505, Japan*

<sup>5</sup> *The Institute of Physical and Chemical Research (RIKEN), 2-1 Hirosawa, Wako 351-0198, Japan*

(Dated: February 20, 2019)

We theoretically investigate the interaction between a three-level lambda system and a single photon propagating in one dimension in reflection geometry, and show that they behave as SWAP and  $\sqrt{\text{SWAP}}$  gates under appropriate conditions. By using the lambda system as a memory for a photonic qubit, we can realize a deterministic all-optical  $\sqrt{\text{SWAP}}$  gate, which constitutes a universal set of quantum logic gates together with one-photon gates. The proposed gate requires neither high stability of optical paths nor active control of the lambda system by auxiliary fields.

PACS numbers: 42.50.Ex, 42.50.Dv, 03.67.Bg

Single photons are promising candidates for implementing qubits in quantum computation due to their long coherence times. Furthermore, one-qubit gates such as Hadamard and NOT gates can be readily realized using linear optical elements [1]. Photonic qubits have the disadvantage that it is difficult to realize two-qubit controlled gates such as controlled-NOT gates due to the weak mutual interaction between photons [2]. This problem has been partially overcome by linear optics quantum computation, which enables probabilistic controlled gates that successfully operate depending on the measurement results of ancillary photons [3, 4].

In the quest for realizing deterministic controlled gates in quantum optics, a measurable nonlinear phase shift between single photons has been demonstrated using a cavity quantum electrodynamics system in the bad-cavity regime [5]. This system has the characteristic that radiation from the atom is nearly completely forwarded to a one-dimensional field that is determined by the radiation pattern of the cavity. Peculiar optical phenomena that do not occur in free space are expected in such situations, since the radiation from the system inevitably interferes with the incident light due to the reduced dimensionality. Such one-dimensional configurations can be realized by a variety of physical systems, including a leaky resonator interacting with an atom or a quantum dot [6, 7], a single emitter near a surface plasmon [8], and a superconducting qubit near a transmission line or a resonator [9, 10]. When coupled to a one-dimensional field, a two-level system exhibits giant nonlinear effects that are sensitive to individual photons, such as a controlled phase shift and photon antibunching. Various other phenomena can be expected as well by placing a general multilevel system in the one-dimensional configuration [11, 12, 13, 14, 15, 16].

In the present study, we theoretically investigate the potential of a three-level lambda system coupled to a one-dimensional photon field in the reflection geometry, from the viewpoint of quantum information processing. A lambda system is hereafter referred to as an “atom”, although it can be implemented by other physical systems such as semiconductor quantum dots and superconducting Josephson junctions [17, 18, 19]. We analyze the interaction between a lambda atom and a single photon and observe that this atom-photon system behaves as SWAP and  $\sqrt{\text{SWAP}}$  gates under appropriate conditions. We then demonstrate that these gates are applicable to an all-optical  $\sqrt{\text{SWAP}}$  gate and an entangler of several atoms, both of which operate deterministically. Since the optical  $\sqrt{\text{SWAP}}$  gate constitutes a universal set of quantum gates together with one-photon gates [20, 21], this gate enables us to realize deterministic optical quantum computation. The present scheme is suitable for constructing scalable quantum networks, since quantum information can be mediated by single photons with high fidelity.

The physical situation considered in this study is schematically illustrated in Fig. 1. The atom has two degenerate ground states ( $|0\rangle$  and  $|1\rangle$ ) and an excited state ( $|2\rangle$ ), and the transition frequency is  $\Omega$ . The  $|1\rangle \leftrightarrow |2\rangle$  and  $|0\rangle \leftrightarrow |2\rangle$  transitions in the atom are assisted respectively by horizontally (H) and vertically (V) polarized photons and the decay rates for the  $|2\rangle \rightarrow |1\rangle$  and  $|2\rangle \rightarrow |0\rangle$  transitions are  $\Gamma_H$  and  $\Gamma_V$ . The total Hamiltonian including the atom and the photon field is given, under the rotating-wave approximation, by (putting  $\hbar = c = 1$ )

$$\begin{aligned} \mathcal{H} = & \Omega\sigma_{22} + \int dk \left[ kh_k^\dagger h_k + i\sqrt{\frac{\Gamma_H}{2\pi}}(\sigma_{21}h_k - h_k^\dagger\sigma_{12}) \right] \\ & + \int dk \left[ kv_k^\dagger v_k + i\sqrt{\frac{\Gamma_V}{2\pi}}(\sigma_{20}v_k - v_k^\dagger\sigma_{02}) \right], \end{aligned} \quad (1)$$

where  $\sigma_{ij}(=|i\rangle\langle j|)$  is the atomic transition operator, and  $h_k$  ( $v_k$ ) is the annihilation operator for the H (V) polarized photon with wave number  $k$ . As shown in Fig. 1, we define the spatial coordinate  $r$  along the propagation direction

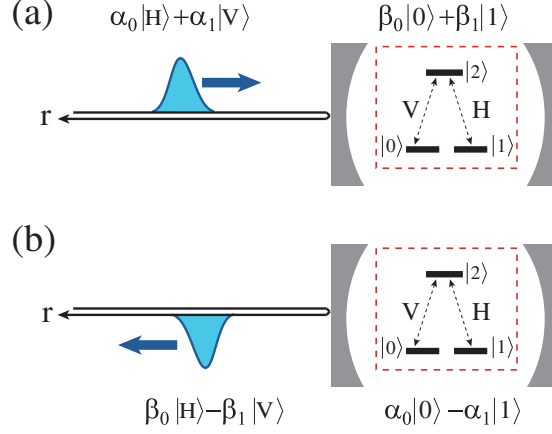


FIG. 1: Interaction between a lambda system and a single photon propagating in one dimension. (a) Initial state. The photonic and atomic qubits may be in arbitrary states. (b) Final state. The lambda system is completely de-excited through radiative decay. The photonic and atomic qubits can be completely swapped under appropriate conditions.

of the photon, and assign the negative (positive) region to the input (output) ports. The real-space representation of the field operator  $\tilde{h}_r$  is defined as the Fourier transform of  $h_k$  by  $\tilde{h}_r = (2\pi)^{-1/2} \int dk e^{ikr} h_k$ .

The initial states of the photon and the atom are given by  $\alpha_0|H\rangle + \alpha_1|V\rangle$  and  $\beta_0|0\rangle + \beta_1|1\rangle$ , respectively [Fig. 1(a)]. We denote the wave packet of the input photon in the real-space representation by  $f(r)$ , which is normalized as  $\int dr |f(r)|^2 = 1$ . The four basis states of the input are then given, in the multimode notation, by

$$|H, 0\rangle = \int dr f(r) \tilde{h}_r^\dagger |0\rangle, \quad (2)$$

$$|H, 1\rangle = \int dr f(r) \tilde{h}_r^\dagger |1\rangle, \quad (3)$$

$$|V, 0\rangle = \int dr f(r) \tilde{v}_r^\dagger |0\rangle, \quad (4)$$

$$|V, 1\rangle = \int dr f(r) \tilde{v}_r^\dagger |1\rangle. \quad (5)$$

The output states are determined by the Schrödinger equations,  $|H, 0\rangle \rightarrow e^{-i\mathcal{H}t} |H, 0\rangle$  etc, where  $\mathcal{H}$  is the Hamiltonian of Eq. (1) and the final time  $t$  is a sufficiently large time at which the atom is completely de-excited [Fig. 1(b)]. The time evolutions of  $|H, 0\rangle$  and  $|V, 1\rangle$  are trivial, since the input photon does not interact with the atom and therefore propagates freely. In contrast, the time evolutions of  $|H, 1\rangle$  and  $|V, 0\rangle$  are nontrivial, since the input photon may interact with the atom in these cases. The output state vectors are given by

$$|H, 0\rangle \rightarrow \int dr g_1(r, t) \tilde{h}_r^\dagger |0\rangle, \quad (6)$$

$$|H, 1\rangle \rightarrow \int dr g_3(r, t) \tilde{h}_r^\dagger |1\rangle - \int dr g_2(r, t) \tilde{v}_r^\dagger |0\rangle, \quad (7)$$

$$|V, 0\rangle \rightarrow \int dr g_4(r, t) \tilde{v}_r^\dagger |0\rangle - \int dr g_2(r, t) \tilde{h}_r^\dagger |1\rangle, \quad (8)$$

$$|V, 1\rangle \rightarrow \int dr g_1(r, t) \tilde{v}_r^\dagger |1\rangle, \quad (9)$$

where  $g_1, g_2, g_3$  and  $g_4$  are determined by [22]

$$g_1(r, t) = f(r - t), \quad (10)$$

$$g_2(r, t) = \sqrt{\Gamma_H \Gamma_V} s(t - r), \quad (11)$$

$$g_3(r, t) = f(r - t) - \Gamma_H s(t - r), \quad (12)$$

$$g_4(r, t) = f(r - t) - \Gamma_V s(t - r), \quad (13)$$

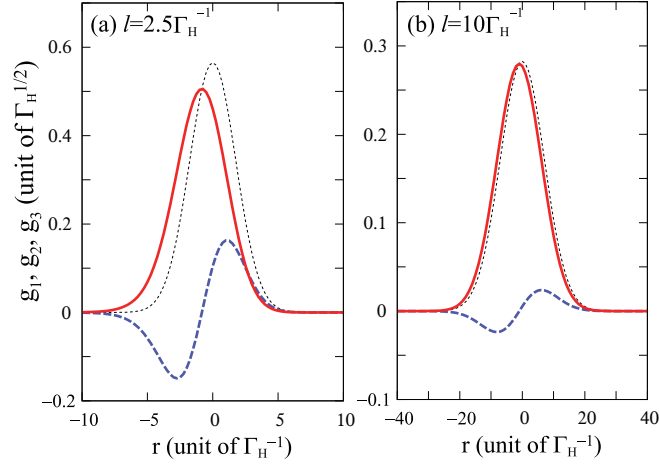


FIG. 2: Shapes of the output wave packets,  $g_1$  (thin dotted line),  $g_2$  (solid line) and  $g_3$  (dashed line), for the case of a SWAP gate ( $\Gamma_H = \Gamma_V$  and  $\omega = 0$ ). The natural phase factor  $e^{i\Omega(r-t)}$  is removed. The pulse length is (a)  $l = 2.5\Gamma_H^{-1}$  and (b)  $l = 10\Gamma_H^{-1}$ .

where  $s(t)$  is the atomic coherence induced by the input photon, which evolves as

$$\frac{d}{dt}s(t) = \left(-i\Omega - \frac{\Gamma_H + \Gamma_V}{2}\right)s(t) + f(-t). \quad (14)$$

The probabilities of the occurrence and absence of the  $|H, 1\rangle \leftrightarrow |V, 0\rangle$  transition are quantified by  $P = \int dr |g_2(r, t)|^2$  and  $P' = \int dr |g_3(r, t)|^2 = \int dr |g_4(r, t)|^2$ , which satisfy the sum rule of  $P + P' = 1$ .

We here consider a case in which the coherence length  $l$  of the input photon is sufficiently long to satisfy  $l \gg \Gamma_{H,V}^{-1}$ . In this case, Eq. (14) can be solved adiabatically. Denoting the detuning of the input photon by  $\omega$  [namely,  $f(r) \sim e^{i(\Omega+\omega)r}$ ],  $s(t)$  is given by  $s(t) = \frac{2}{\Gamma_H + \Gamma_V - 2i\omega} f(-t)$ . Substituting this into Eqs. (6)–(13) and neglecting the translational motion of the photon, the four basis states are transformed as follows on reflection:

$$|H, 0\rangle \rightarrow |H, 0\rangle, \quad (15)$$

$$|H, 1\rangle \rightarrow \frac{\Gamma_V - \Gamma_H - 2i\omega}{\Gamma_H + \Gamma_V - 2i\omega} |H, 1\rangle - \frac{2\sqrt{\Gamma_H \Gamma_V}}{\Gamma_H + \Gamma_V - 2i\omega} |V, 0\rangle, \quad (16)$$

$$|V, 0\rangle \rightarrow -\frac{2\sqrt{\Gamma_H \Gamma_V}}{\Gamma_H + \Gamma_V - 2i\omega} |H, 1\rangle + \frac{\Gamma_H - \Gamma_V - 2i\omega}{\Gamma_H + \Gamma_V - 2i\omega} |V, 0\rangle, \quad (17)$$

$$|V, 1\rangle \rightarrow |V, 1\rangle. \quad (18)$$

The case of  $\Gamma_H = \Gamma_V$  is of particular interest as a quantum logic gate. When the input photon is in resonance with the atom ( $\omega = 0$ ), this gate behaves as a SWAP gate. As illustrated in Fig. 1, the quantum states of atomic and photonic qubits are exchanged on reflection as

$$(\alpha_0|H\rangle + \alpha_1|V\rangle)(\beta_0|0\rangle + \beta_1|1\rangle) \rightarrow (\beta_0|H\rangle - \beta_1|V\rangle)(\alpha_0|0\rangle - \alpha_1|1\rangle). \quad (19)$$

Thus, the atom functions as a quantum memory of the photonic qubit, which is indispensable for long-distance quantum key distribution using quantum repeaters. Conversely, the photon acts as a mediator of the atomic quantum states and can be used as an entangler of atomic qubits, as is discussed later. On the other hand, when the detuning of the input photon is set to the linewidth of the atom ( $\omega = \pm\Gamma_H$ ), this gate behaves as a  $\sqrt{\text{SWAP}}$  gate. For example, when  $\omega = -\Gamma_H$ ,  $|H, 1\rangle \rightarrow 2^{-1/2}(e^{i\pi/4}|H, 1\rangle + e^{3i\pi/4}|V, 0\rangle)$  and  $|V, 0\rangle \rightarrow 2^{-1/2}(e^{3i\pi/4}|H, 1\rangle + e^{i\pi/4}|V, 0\rangle)$ , whereas  $|H, 0\rangle$  and  $|V, 1\rangle$  remain unchanged.

To observe the effects of a finite pulse length  $l$ , the shapes of  $g_1$ ,  $g_2$  and  $g_3(=g_4)$  are plotted in Fig. 2 for the case of a SWAP gate ( $\Gamma_H = \Gamma_V$  and  $\omega = 0$ ). The input mode function is assumed to be Gaussian,  $f(r) = (2/\pi l^2)^{1/4} \exp(-r^2/l^2 + i\Omega r)$ . It is observed that  $g_2$  is slightly delayed relative to  $g_1$  due to absorption and re-emission by the atom. The delay time is of the order of  $\Gamma_H^{-1}$ . However, this delay becomes negligible when the input pulse is long ( $l \gg \Gamma_H^{-1}$ ) as in Fig. 2(b).  $g_2$  becomes almost identical to  $g_1$  whereas  $g_3$  vanishes. The average gate fidelities of the SWAP and  $\sqrt{\text{SWAP}}$  gates are respectively given by [23, 24]

$$\bar{F}_{\text{SWAP}} = \frac{1 + \left|1 + \int dr g_2^* g_1\right|^2}{5}, \quad (20)$$

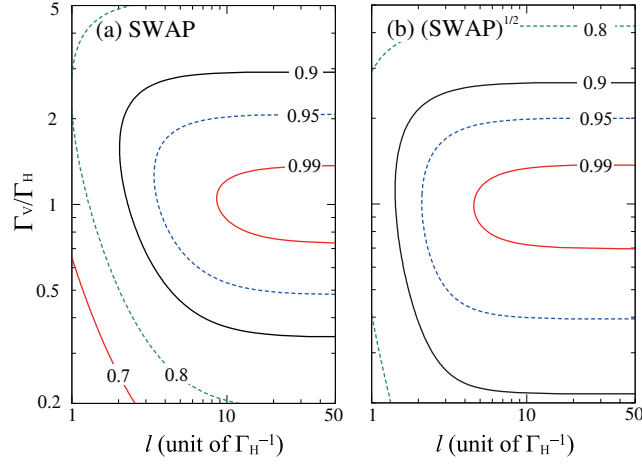


FIG. 3: Contour plots of the average gate fidelities for the (a) SWAP ( $\omega = 0$ ) and (b)  $\sqrt{\text{SWAP}}$  ( $\omega = -\Gamma_H$ ) gates, as functions of the coherence length  $l$  and  $\Gamma_V/\Gamma_H$ .

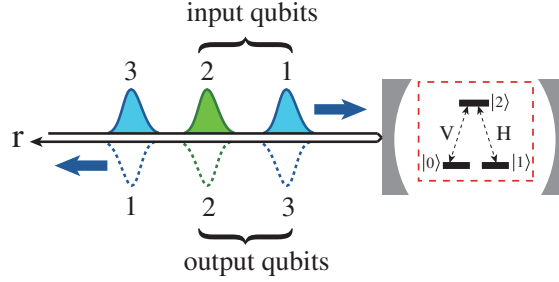


FIG. 4: Illustration of the two-photon  $\sqrt{\text{SWAP}}$  gate. Photons 1 and 3 are in resonance with the atom ( $\omega = 0$ ), whereas photon 2 is detuned ( $\omega = \pm\Gamma_H$ ). The input qubits are the polarization states of photons 1 and 2, whereas the output qubits are those of photons 3 and 2.

$$\bar{F}_{\sqrt{\text{SWAP}}} = \frac{1 + |1 + \frac{1+i}{4} \int dr (g_3^* + g_4^* - 2ig_2^*)g_1|^2}{5}. \quad (21)$$

In Fig. 3,  $\bar{F}_{\text{SWAP}}$  and  $\bar{F}_{\sqrt{\text{SWAP}}}$  are plotted as functions of the pulse length  $l$  and the ratio  $\Gamma_V/\Gamma_H$  of the atomic decay rates. The conditions for achieving high-fidelity operations are given by  $l \gg \Gamma_{H,V}^{-1}$  and  $\Gamma_H/\Gamma_V \simeq 1$  for both gates [15, 16].

These atom-photon gates are highly useful for a variety of purposes in quantum information processing. As an illuminative example, we show that an all-optical  $\sqrt{\text{SWAP}}$  gate that operates deterministically and with a high gate fidelity can be realized by using an atom as a temporary quantum memory. This fact implies that deterministic all-optical quantum computation is possible, since a  $\sqrt{\text{SWAP}}$  gate constitutes a universal set of quantum gates together with one-photon gates, which can be realized by linear optical elements. Figure 4 shows a schematic illustration of the two-photon  $\sqrt{\text{SWAP}}$  gate. Three photons (1, 2, and 3) are forwarded to the atom with sufficiently large time intervals between them. The initial state of the atom may be an arbitrary superposition of the two ground states,  $|0\rangle$  and  $|1\rangle$ . Photons 1 and 3 are in resonance with the atom ( $\omega = 0$ ), whereas photon 2 is slightly detuned ( $\omega = \pm\Gamma_H$ ). We assign photons 1 and 2 as the input qubits, and photons 3 and 2 as the output qubits. We can then confirm the following  $\sqrt{\text{SWAP}}$  operation (for example, for  $\omega = -\Gamma_H$  for photon 2):

$$|H\rangle_1|H\rangle_2 \rightarrow |H\rangle_3|H\rangle_2, \quad (22)$$

$$|H\rangle_1|V\rangle_2 \rightarrow 2^{-1/2}(e^{i\pi/4}|H\rangle_3|V\rangle_2 + e^{-i\pi/4}|V\rangle_3|H\rangle_2) \quad (23)$$

$$|V\rangle_1|H\rangle_2 \rightarrow 2^{-1/2}(e^{-i\pi/4}|H\rangle_3|V\rangle_2 + e^{i\pi/4}|V\rangle_3|H\rangle_2) \quad (24)$$

$$|V\rangle_1|V\rangle_2 \rightarrow |V\rangle_3|V\rangle_2. \quad (25)$$

The initial states of the atom and photon 3, both of which may be arbitrary, are respectively transferred to the final

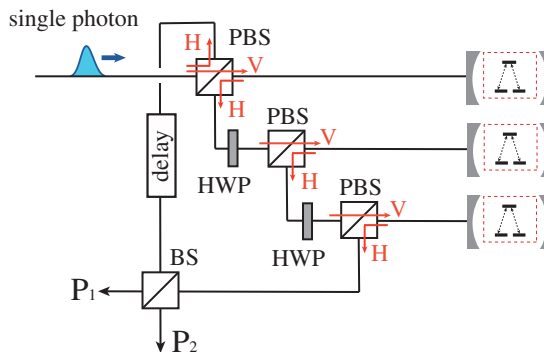


FIG. 5: Generation of a three-atom GHZ state. PBS: polarization beam splitter; HWP: half-wave plate; BS: beam splitter. Initially, all atoms are in the  $|0\rangle$  state. The polarization state of the input photon is  $2^{-1/2}(|H\rangle + e^{i\theta}|V\rangle)$ .

states of photon 1 and the atom in the following manner:

$$\alpha_0|0\rangle_a + \alpha_1|1\rangle_a \rightarrow \alpha_0|H\rangle_1 - \alpha_1|V\rangle_1, \quad (26)$$

$$\beta_0|H\rangle_3 + \beta_1|V\rangle_3 \rightarrow \beta_0|0\rangle_a - \beta_1|1\rangle_a, \quad (27)$$

where the subscript “a” denotes the atom. These states are unentangled with the output qubits and therefore do not affect the gate. Two comments on this gate are in order. (i) The present scheme does not depend on optical nonlinearity nor interference between single photons. Therefore, the proposed gate operates with a high fidelity irrespective of the pulse shapes and time intervals of the input photons, provided the pulses are sufficiently long. This implies that high stability of optical paths, which is essential in many optical experiments, is not required. (ii) The initial state of the atom is arbitrary. Furthermore, there is no need for auxiliary control fields on the atom, which are required, for example, in electromagnetically induced transparency. These merits make the proposed scheme suitable for constructing a scalable quantum network.

Finally, we observe that a deterministic entangler of three atomic qubits can be realized by successive use of the atom–photon SWAP operations. The optical circuit is drawn in Fig. 5. Polarization beam splitters (PBS) are arranged to transmit (reflect) V (H) polarized photons, and half-wave plates interchange the polarization of photons ( $H \leftrightarrow V$ ). All atoms are assumed to be in  $|0\rangle$  initially, and a single photon, the state vector of which is given by  $2^{-1/2}(|H\rangle + e^{i\theta}|V\rangle)$ , is input in this circuit. The H component of the input photon is then reflected by the first PBS and interacts with none of the atoms. In contrast, the V component of the input photon interacts with all the atoms and induces the  $|0\rangle \rightarrow |1\rangle$  transition in each atom. These two components of a photon, both of which are necessarily H polarized at the output, are mixed by a beam splitter to erase the which-path information. The atomic state becomes a three-qubit GHZ state [25, 26],  $(|0, 0, 0\rangle \pm e^{i\theta}|1, 1, 1\rangle)/\sqrt{2}$ , where the sign is controlled by the delay and associated with the path ( $P_1$  or  $P_2$ ) in which the photon is output. A remarkable feature of the present scheme is that entanglement is generated not by direct interaction between atoms but by mediation of quantum information by a single photon. Therefore, the present scheme can be readily extended to generate many-qubit GHZ states. This is in contrast with conventional schemes, in which generating many-qubit entanglement becomes difficult as the number of qubits increases.

In summary, we have investigated the interaction between a three-level lambda system and a single photon propagating in one dimension (Fig. 1), and observed that this atom–photon system behaves as SWAP and  $\sqrt{\text{SWAP}}$  gates when the two decay rates in the atom are close ( $\Gamma_H \simeq \Gamma_V$ ). These gates are useful in quantum information processing. For example, we can realize an all-optical  $\sqrt{\text{SWAP}}$  gate (Fig. 4) and an entangler of multiple atomic qubits (Fig. 5), both of which operate deterministically. The proposed gate would be suitable for constructing scalable quantum networks, since it does not require active control of the lambda system.

The authors are grateful to T. Yamamoto, T. Kato, R. Shimizu, and N. Matsuda for fruitful discussions. This research was partially supported by the Nakajima Foundation, MEXT KAKENHI (17GS1204, 21104507), the Special Coordination Funds for Promoting Science and Technology, and the CREST program of the Japan Science and Technology Agency (JST).

---

[1] C. C. Gerry and P. L. Knight, *Introductory Quantum Optics* (Cambridge University Press, Cambridge, England, 2005), Sec. 11.11.

- [2] G. J. Milburn, Phys. Rev. Lett. **62**, 2124 (1989).
- [3] E. Knill, R. Laflamme and G. J. Milburn, Nature **409**, 46 (2001).
- [4] J. L. O'Brien, Science **318**, 1567 (2007).
- [5] Q. A. Turchette, C. J. Hood, W. Lange, H. Mabuchi and H. J. Kimble, Phys. Rev. Lett. **75**, 4710 (1995).
- [6] T. Aoki *et al.*, Phys. Rev. Lett. **102**, 083601 (2009).
- [7] I. Fushman *et al.*, Science **320**, 769 (2008).
- [8] D. E. Chang, A. S. Sørensen, E. A. Demler, and M. D. Lukin, Nature Phys. **3**, 807 (2007).
- [9] A. Blais *et al.*, Phys. Rev. A **69**, 062320 (2004).
- [10] J. T. Shen and S. Fan, Phys. Rev. Lett. **95**, 213001 (2005).
- [11] J. I. Cirac, P. Zoller, H. J. Kimble, and H. Mabuchi, Phys. Rev. Lett. **78**, 3221 (1997).
- [12] L. -M. Duan and H. J. Kimble, Phys. Rev. Lett. **92**, 127902 (2004).
- [13] W. Yao, R. -B. Liu, and L. J. Sham, Phys. Rev. Lett. **95**, 030504 (2005).
- [14] B. Wang and L. -M. Duan, Phys. Rev. A **75**, 050304(R) (2007).
- [15] D. Pinotsi and A. Imamoglu, Phys. Rev. Lett. **100**, 093603 (2008).
- [16] K. Koshino, Phys. Rev. A **79** 013804 (2009).
- [17] X. Xu *et al.*, Nature Phys. **4**, 692 (2008).
- [18] D. Press, T. D. Ladd, B. Zhang, and Y. Yamamoto, Nature **456**, 218 (2008).
- [19] J. Q. You and F. Nori, Phys. Today **58** (11), 42 (2005).
- [20] D. Loss and D. P. DiVincenzo, Phys. Rev. A **57**, 120 (1998).
- [21] K. Eckert *et al.*, Phys. Rev. A **66**, 042317 (2002).
- [22] K. Koshino, Phys. Rev. Lett. **98**, 223902 (2007).
- [23] M. Horodecki, P. Horodecki and R. Horodecki, Phys. Rev. A **60**, 1888 (1999).
- [24] M. A. Nielsen, Phys. Lett. A **303** 249 (2002).
- [25] D. M. Greenberger, M. A. Horne, and A. Zeilinger, Phys. Today **46** (8), 22 (1993).
- [26] D. Bouwmeester *et al.*, PhysDRevDLett. **82**, 1345 (1999).