

Bulk Superconductivity at 2.6 K in Undoped RbFe₂As₂

Z. Bukowski^a, S. Weyeneth^b, R. Puzniak^c, J. Karpinski^a, and B. Batlogg^a

^aLaboratory for Solid State Physics, ETH Zurich, CH-8093 Zurich, Switzerland

^bPhysik-Institut der Universität Zürich, Winterthurerstrasse 190, CH-8057 Zürich, Switzerland

^cInstitute of Physics, Polish Academy of Sciences, Aleja Lotnikow 32/46, PL-02-668 Warsaw, Poland

Abstract

The iron arsenide RbFe₂As₂ with the ThCr₂Si₂-type structure is found to be a bulk superconductor with $T_c = 2.6$ K. The onset of diamagnetism was used to estimate the upper critical field $H_{c2}(T)$, resulting in $\mu_0 dH_{c2}/dT \simeq -1.4$ T/K and an extrapolated $\mu_0 H_{c2}(0) \simeq 2.5$ T. As a new representative of iron pnictide superconductors, superconducting RbFe₂As₂ contrasts with BaFe₂As₂, where the Fermi level is higher and a magnetic instability is observed. Thus, the solid solution series (Rb,Ba)Fe₂As₂ is a promising system to study the cross-over from superconductivity to magnetism.

Key words: RbFe₂As₂, iron pnictides, upper critical field, transition temperature, superconductivity

PACS: 74.70.Dd, 74.25.Op

1. Introduction

The family of iron oxyarsenide $LnFeAsO_{1-x}F_x$ (Ln = Lanthanide element) exhibits superconductivity with a maximum T_c up to 56 K [1, 2]. Additionally, the iron-arsenide compounds AFe_2As_2 (A = alkaline earth element), crystallizing in the ThCr₂Si₂-type structure, are known to become superconducting with T_c 's up to 38 K upon alkali metal substitution for the A element [3, 4, 5], or partial transition metal substitution for Fe [6]. In contrast to undoped BaFe₂As₂ with a magnetic ground state, superconductivity with relatively low T_c 's was reported in the undoped alkali metal iron-arsenides KFe₂As₂ ($T_c = 3.8$ K) and CsFe₂As₂ ($T_c = 2.6$ K) [4]. Interestingly, RbFe₂As₂ is known to exist as well [7], although its physical properties have not been reported so far. Here we report on the superconductivity in undoped alkali metal iron arsenide RbFe₂As₂.

2. Experimental Details

Polycrystalline samples of RbFe₂As₂ were synthesized in two steps. First, RbAs and Fe₂As were prepared from pure elements in evacuated and sealed silica tubes. Then, appropriate amounts of RbAs and Fe₂As were mixed, pressed into pellets and annealed at 650 °C for several days in evacuated and sealed silica ampoules. Powder X-ray diffraction analysis revealed, that the synthesized RbFe₂As₂ is single phase material with lattice parameters $a = 3.863$ Å and $c = 14.447$ Å. Magnetization data have been recorded using a Quantum Design MPMS XL SQUID Magnetometer, equipped with a Reciprocating Sample Option.

3. Results and Discussion

A polycrystalline sample of RbFe₂As₂ was studied for its low temperature magnetic properties. In Fig. 1 the magnetic moment in the field-cooled state (FC) and in the zero-field cooled state (ZFC) in a magnetic field of 1 mT are shown. The data are indicative of bulk superconductivity. The distinct onset of diamagnetism due to superconductivity is observed at $T_c \simeq 2.6$ K. Due to the limited temperature range of the equipment, the full development of the Meissner state could not be recorded. Nevertheless, the observed ZFC diamagnetic response mirrors bulk superconductivity and is consistent with the sample dimensions. The pronounced difference between the ZFC and FC curves stems from remarkable flux-pinning in the sample, suggesting rather high critical current density. The upper critical field H_{c2} was estimated from magnetiza-

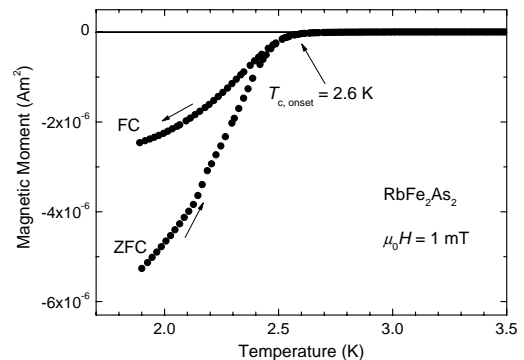


Figure 1: Temperature dependence of the magnetic moment of a RbFe₂As₂ polycrystalline sample, measured in a magnetic field of 1 mT. Superconductivity sets in at $T_c \simeq 2.6$ K.

Email address: bukowski@phys.ethz.ch (Z. Bukowski)

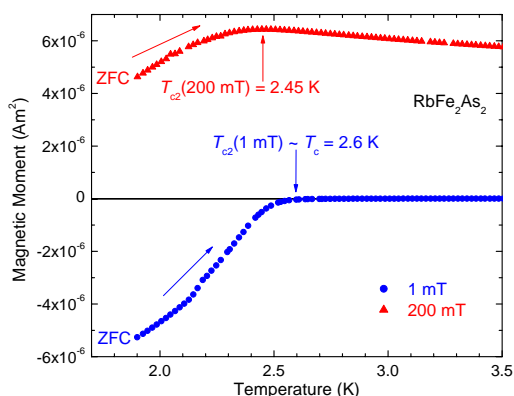


Figure 2: Representative data of the magnetic moment used for the determination of $H_{c2}(T)$, here for 1 mT and 200 mT, measured in the ZFC mode. A relative shift of the onset of superconductivity of 0.15 K is observed. An additional magnetic moment in the normal state in the 200 mT measurement, originates from a major normal state magnetic contribution.

tion measurements performed at various magnetic fields in the mixed state. In Fig. 2, two representative measurements of the magnetic moment versus temperature are displayed for $\mu_0 H = 1$ mT and for $\mu_0 H = 200$ mT. We defined the upper critical field H_{c2} as the magnetic field H , where $T_{c2}(H)$ is located. An obvious shift of the onset of superconductivity of 0.15 K is observed between the respective fields. In addition to the diamagnetic signal due to superconductivity, a distinct paramagnetic response develops due to the normal state magnetic contribution, rendering an accurate determination of $H_{c2}(T)$ rather difficult. Nevertheless, since a clear downward curvature is observed due to the onset of superconducting diamagnetism, the trend of $H_{c2}(T)$ can be followed down to 2 K. Figure 3 shows a summary of the results up to a field of 0.8 T, anticipating a linear slope close to T_c of $\mu_0 dH_{c2}/dT \approx -1.4$ T/K. Assuming a simple WHH temperature dependence [8], which is known not to be applicable for the Fe pnictide superconductors with much higher transition temperatures, one would extrapolate $\mu_0 H_{c2}(0) \approx 2.5$ T, in comparison to the lower critical field $\mu_0 H_{c1}(0) \approx 4$ mT, as we estimated from field dependent initial magnetization curves, and the thermodynamic critical field $\mu_0 H_c(0) \approx 100$ mT. Superconductivity is, obviously, of type II. The solid solution (Rb,Ba)Fe₂As₂ offers a particularly simple example where the interrelation between magnetic and superconducting ground states in the Fe pnictides can be studied through the controlled shift of the Fermi level. BaFe₂As₂ shows antiferromagnetic ordering competing with superconducting state. Apparently, doping of RbFe₂As₂ with Ba leads to a natural picture of enhancing T_c in the superconducting state, as the charge carrier concentration is varied. The appearance of superconductivity in RbFe₂As₂ opens up the window for a new interpretation of the occurrence of superconducting state in (Rb,Ba)Fe₂As₂ [5, 9].

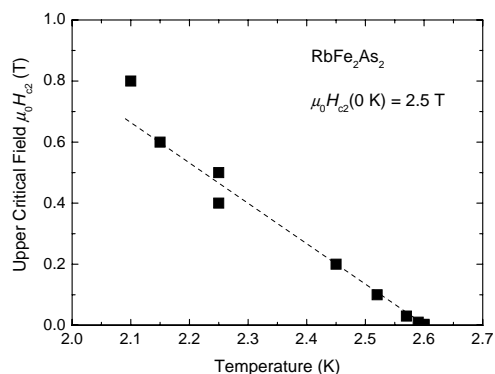


Figure 3: Temperature dependence of H_{c2} for RbFe₂As₂. The estimate of $\mu_0 H_{c2}(0) \approx 2.5$ T is made using the WHH-approach.

4. Conclusions

Superconductivity is observed in undoped RbFe₂As₂ with a $T_c \approx 2.6$ K. In this sense, it is useful to consider RbFe₂As₂ as a superconductor, located at the opposite end to the nonsuperconducting compound BaFe₂As₂ in the (Rb,Ba)Fe₂As₂ system. Therefore, superconductivity is enhanced by doping of an initially superconducting nonmagnetic parent compound. The upper critical field at zero temperature of RbFe₂As₂ is estimated to be $\mu_0 H_{c2}(0) \approx 2.5$ T.

5. Acknowledgements

This work was supported by the Swiss National Science Foundation, by the NCCR program MaNEP, and partially by the Polish Ministry of Science and Higher Education within the research project for the years 2007-2009 (Grant No. N N202 4132 33).

References

- [1] Y. Kamihara, T. Watanabe, M. Hirano, and H. Hosono, *J. Am. Chem. Soc.* 130 (2008) 3296.
- [2] Z.-A. Ren, W. Lu, J. Yang, W. Yi, X.-L. Shen, Z.-C. Li, G.-C. Che, X.-L. Dong, L.-L. Sun, F. Zhou, and Z.-X. Zhao, *Chin. Phys. Lett.* 25 (2008) 2215.
- [3] M. Rotter, M. Tegel, and D. Johrendt, *Phys. Rev. Lett.* 101 (2008) 107006.
- [4] K. Sasmal, B. Lv, B. Lorenz, A. M. Guloy, F. Chen, Y.-Y. Xue, and C.-W. Chu, *Phys. Rev. Lett.* 101 (2008) 107007.
- [5] Z. Bukowski, S. Weyeneth, R. Puzniak, P. Moll, S. Katrych, N. D. Zhigadlo, J. Karpinski, H. Keller, and B. Batlogg, *Phys. Rev. B* 79 (2009) 104521.
- [6] A. S. Sefat, R. Jin, M. A. McGuire, B. C. Sales, D. J. Singh, and D. Mandrus, *Phys. Rev. Lett.* 101 (2008) 117004.
- [7] P. Wenz and H. U. Schuster, *Z. Naturforsch. B* 39 (1984) 1816.
- [8] N. R. Werthamer, E. Helfand, and P. C. Hohenberg, *Phys. Rev.* 147 (1966) 295.
- [9] J. Karpinski, N. D. Zhigadlo, S. Katrych, Z. Bukowski, P. Moll, S. Weyeneth, H. Keller, R. Puzniak, M. Tortello, D. Daghero, R. Gonnelli, I. Maggio-Aprile, Y. Fasano, Ø. Fischer, K. Rogacki, and B. Batlogg, *Physica C* 469 (2009) 370.