

Photoproduction of Strangeness

E. M. Henley* and Kevin Pham

Department of Physics and Institute for Nuclear Theory, Box 351560,

University of Washington, Seattle, WA 98195-1560

Abstract

The photoproduction of the Λ^0 and K^+ from circularly polarized photons on protons is discussed. Experiments and past theories are reviewed. We present a simple quark model, the results of which we compare to experiments.

PACS numbers: 13.60.-r, 14.65.-q, 25.20.Lj

1 Introduction

There has been considerable recent interest in the photoproduction of strangeness on the proton. Both Σ and Λ baryons are produced. Here we will focus on Λ^0 production. Clearly, what it is hoped to learn is the mechanism for strangeness creation. Not too much information has been gleaned so far from the many experiments and theoretical analyses. What are the mechanisms? We will discuss several of them and will not really answer this question, but will present a simple model to try to understand the experimental results.

2 Experiments

Experiments have been carried out in Japan (LEPS)[1], ELSA at Bonn (SAPHIR)[2], and Jefferson Lab (CLAS)[3]. Some of the data is with linearly polarized photons[2] and some with circularly polarized gammas [3]. The CLAS data are particularly interesting because they use incident circularly polarized photons of c.m. energies of 1.6 to 2.53 GeV, or lab energies $0.9 < E_\gamma < 2.94$ GeV. The polarization of the Λ is measured via the asymmetry in the decay $\Lambda^0 \rightarrow p\pi^-$. The beam helicity is reversed at 30 Hz and the polarization transfer to the Λ is evaluated in the Λ rest frame. It is then boosted to the c.m. frame, with the Wigner-Thomas precession taken into account [3]. The group uses the

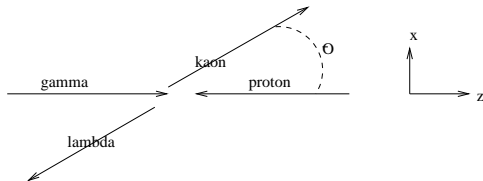


Figure 1: c.m. frame of reference

CLAS spectrometer at CEBAF to measure the longitudinal polarization of the incident electrons, and a gold foil is used as radiator. The rate of tagged photons is approximately $1.4 \times 10^7/s$. The polarization of the electrons is measured with a Møller polarimeter. The circular polarization of the photons is maximal at the bremsstrahlung end point and falls slowly with decreasing E_γ , with $.440 < P_o < .995$.

The c.m. frame chosen by the CLAS group [3] is shown in Fig.1. We will also use it.

The c.m. energy dependence of the induced polarization (P_y), the polarization transfers in the x- and z-directions, C_x , and C_z are measured as a function of c.m. angle of kaon emission.

One of the features of the experimental results that caught our attention was that the measurement of C_z gave approximately 100% in the direction of the photon [3]

$$\frac{d\sigma}{d\Omega_K} = \frac{d\sigma}{d\Omega_K}|_{unpol} [1 + \sigma_y P + P_o (C_x \sigma_x + C_z \sigma_z)] , \quad (1)$$

where $\vec{\sigma}$ is the Pauli spin matrix and P_o is the circular polarization of the incident photon. There are some discrepancies between SAPHIR and CLAS data [1], but we will not dwell on this feature.

There may not be as many theoretical papers as experimental ones, but there are plenty of them.[4, 3, 5, 6]

3 Theoretical analyses

Most theoretical papers use a slew of baryon resonances (spin 1/2, 3/2, 5/2) in both s and u channels [4, 3]—see Fig. 2— to fit the data. Since most decay channels to $1/2^+$ are not well known, there are quite a few adjustable parameters. The authors often use a relativistic Breit-Wigner resonance formula for spin 1/2 resonances [6]

$$\frac{\gamma \cdot p + m_I}{p^2 - m_I^2 + im_I \Gamma_I} , \quad (2)$$

and multiply it by factors for spins 3/2 and 5/2. They include most known resonances below 2 GeV.

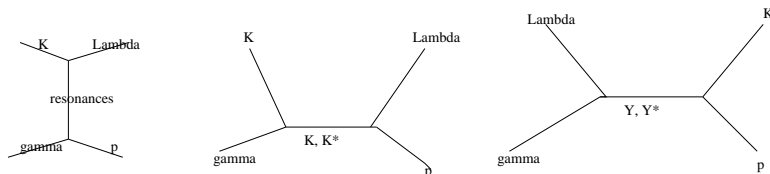


Figure 2: resonances used to explain the data. Y indicates a strange baryon.

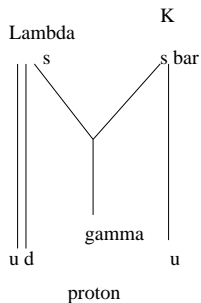


Figure 3: Quark model used in calculation

Few theorists consider quark models (perhaps because the energy is low)—[5]. Keiner carries out calculations up to $E_\gamma = 1.9$ GeV; he does not consider polarization transfer, but only the differential and total cross sections. Quark models came to our mind, because they suggest approximately 100% C_z .

4 Model

In our model the ud and u quarks are spectators and only the s and \bar{s} play a direct role. The reason for concentrating on the Λ as a test of the model now becomes clear. It is only the ud in the spin and isospin zero channel in the proton which contributes to the reaction [7]. The spin-isospin 1 combination contributes to the Σ , but not to the Λ . Thus, the spin of the Λ is carried totally by the strange quark. The s and \bar{s} get the spin of the photon in this picture and share it.

Of course, it is not possible to conserve both energy and momentum with the root diagram, Fig. 3, but the quarks are bound. In addition to the basic diagram, we have included rescattering corrections in order to obtain a non-vanishing C_x . There are many possible rescattering diagrams.

Neither of the diagrams of Fig. 4 involve the s quark; thus one expects the Λ to remain approximately 100% polarized in the z-direction and $C_x = 0$. Some of the rescattering diagrams which affect the s quark are shown in Fig. 5.

We have carried out calculations for both Figs 5a and 5b. When the dif-

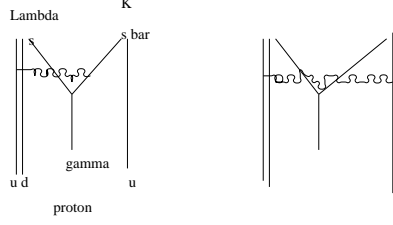


Figure 4: Some rescattering diagrams that do not involve s quarks

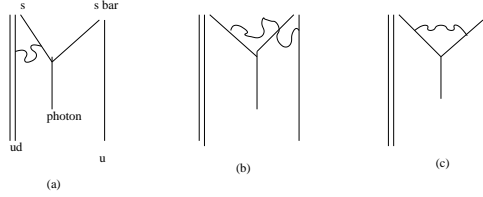


Figure 5: Rescattering diagrams that involve the s quark

ferences are small, we present the results only for Fig. 5a. The gamma algebra for the Feynman diagrams are carried out with the help of Mathematica. It is interesting that, in our simple quark model P_y remains zero despite the rescattering corrections. This is probably due to our choice of a scalar meson for the rescattering. We have neglected final state interactions.

In order to minimize the number of parameters, we have taken the mass of the strange quark and diquark to be the same, $m = 0.35$ GeV, and that of the u quark to be $1/2$ of this mass. The binding (or distribution function) is parameterized by a Gaussian of width $(.55)^2 GeV^{-2}$.

For the root diagram, we obtain

$$|\mathcal{M}|^2 = \phi^* \frac{\not{k} + m}{2m} \not{\epsilon} \frac{1 + C_z \sigma_z + C_x \sigma_x + P_y \sigma_y}{2} \not{\epsilon} \frac{-\not{k} + m}{2m} \phi. \quad (3)$$

We take $s_x = p_\Lambda x \sin \theta$ and $s_z = p_\Lambda x \cos \theta$, where θ is the scattering angle and $0 \leq x = x_F \leq 1$. This approximation may be somewhat questionable at the energies we are considering. We also take $\bar{s} = k - s$, and $-i(\epsilon_x \epsilon_y - \epsilon_y \epsilon_x) = P_o$. We use momentum conservation to obtain $ud = p_\Lambda - s$, $u = p_K - \bar{s} = p_p - ud$. The binding or quark distribution functions are given by $\phi^* \phi$, with ϕ expressed totally in terms of s and particle momenta, by means of momentum conservation.

In order to minimize free parameters, we also used $(0.55)^2 GeV^{-2}$ for the Gaussian width of the the scalar meson exchange. For the intermediate state propagator, we used the pole approximation. Keeping the full 4-dimensions, one gets infinity due to the pole. Thus, we presently have two parameters, the

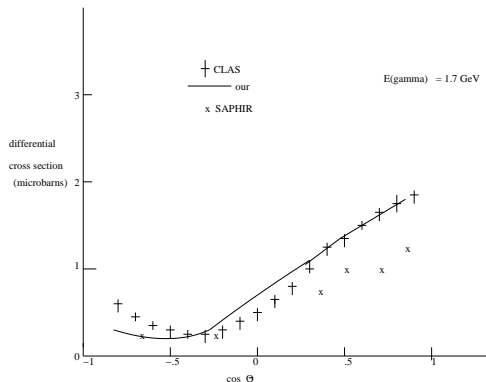


Figure 6: Differential cross section for $E_\gamma = 1.7$ GeV ($W = 2.02$ GeV); the theoretical curve is arbitrarily normalized.

width of the Gaussian and the mass of the strange quark. Of course, the choice of the up quark as having a mass of $1/2$ the strange quark is another parameter.

5 Results

Our results are presented together with the CLAS data in a series of figures. The angular distributions at incident photon energies of 1.7 and 2.3 GeV are compared to experiment in Figs. 6 and 7, respectively. The fit is remarkably good for the CLAS data, but not so for the SAPHIR output. We have also done calculations at 2.0 and 2.6 GeV. The magnitude of the differential cross section $d\sigma/d(\cos\theta)$ at 0° and 1.7 GeV is found to be $.27 \mu\text{barns}$ at first order, $1.9 \mu\text{barns}$ for case A and $0.4 \mu\text{barns}$ for case B. Experimentally, $d\sigma/d(\cos\theta) = 1.8 \mu\text{barns}$ at $\cos\theta = 0.9$.

In Figs. 8 and 9, we show the fits to the transferred polarization in the direction of the photon at 1.7 and 2.3 GeV photon energies. Both lowest order and rescattering corrections are presented. To lowest order, C_z increases as the scattering angle increases, whereas with rescattering it decreases and changes sign at large angles. In both cases $|C_z|$ gets to be larger than unity at backward angles. This shows that there are remaining problems with our model.

The polarization transfer in the x-direction (in the scattering plane) is shown in Fig.10 for $E_\gamma = 2 \text{ GeV}$; it is compared to experiment. The theoretical value of C_x vanishes at 0° , and grows with angle; this is to be expected, since the momentum of the Λ^0 is antiparallel to that of the incident photon (in the z-direction). Like C_z it gets to be larger than 1 at back angles. The experimental data fluctuates widely.

Despite these problems, the fits we obtain are almost as good as those using many resonances

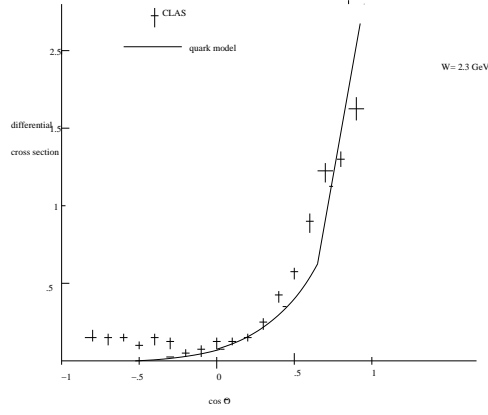


Figure 7: Differential cross section at $W \approx 2.3$ GeV ($E_\gamma \approx 2.3$ GeV); the theoretical curve is arbitrarily normalized.

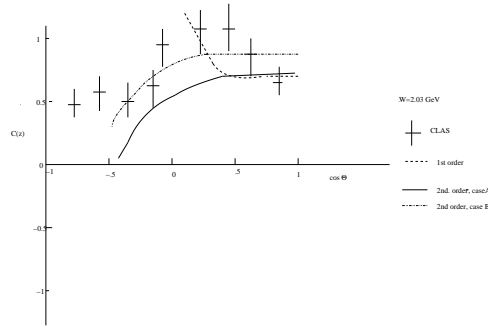


Figure 8: C_z at $W = 2.03$ GeV, ($E_\gamma \approx 1.7$ GeV)

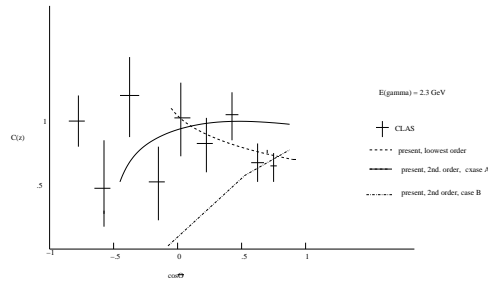


Figure 9: C_z at $W \approx 2.3$ GeV, ($E_\gamma \approx 2.3$ GeV)

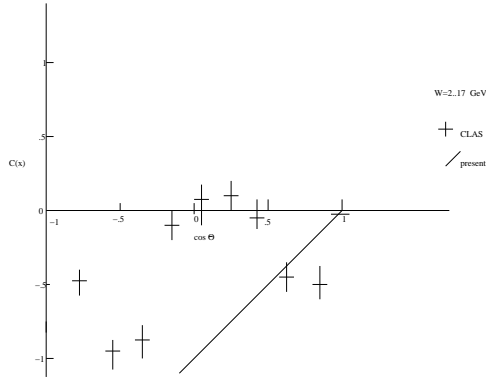


Figure 10: C_x at $W \approx 2.17$ GeV ($E_\gamma \approx 2.0$ GeV)

6 Non-relativistic Approximation

We have also carried out the calculation for our model in lowest order in a non-relativistic approximation and present the results in this section.

Non-relativistically, the current which couples to the photon is

$$\vec{j} = \frac{\vec{s} - \vec{\bar{s}}}{2m} + i \frac{\vec{\sigma} \times \vec{k}}{2m} \quad (4)$$

where s and \bar{s} are the momenta of the s and \bar{s} quarks, σ is the Pauli spin operator, and m is the mass of the strange quark. The square amplitude gives a direct term of

$$\frac{s_x^2 - 2s_x\bar{s}_x + \bar{s}_x^2}{8m^2} \quad (5)$$

There is no polarization transfer in the x-direction nor is there an induced polarization in the y-direction. The polarization transfer arises from the square of the last term in Eq. (4); the cross term does not contribute. For the polarization transfer in the z-direction we obtain simply $(k^2)/8m^2$. These results must be integrated over the quark distribution function. We do not show the results. The arbitrarily normalized differential cross section is similar to that of the relativistic model, but rises somewhat more in the backward direction. The polarization is larger than 1 for all angles; if divided by 8 it rises from about .5 to 1.2 at 90° and then falls approximately symmetrically at backward angles. *

Supported, in part by the Department of Energy

References

- [1] M. Sumihama et al., LEPS Collaboration, Phys. Rev **C73**,035214 (2006)
- [2] K.-H Glander et al., SAPHIR Collaboration, Eur. Phys. J.A **19**, 251 (2004)
- [3] R. Bradford et al., CLAS Collaboration, Phys. Rev. **C73**, 035202 (2006) and **C75**, 035205 (2007); J.W. C. McNabb et al., CLAS Collaboration, Phys. Rev **C69**, 042201(R) (2004)
- [4] Z. Li, Phys. Rev **52**, 1648 (1995); T. Corthals, J. Ryckebusch, and T. Van Cauteren, Phys. Rev. **C 73**, 045207 (2006); S. Jansen et al., Phys. Rev **C65**015201 (2001); R. Shyam, H. Lenske, and U. Mosel, Phys. Rev **C77**,052201 (2008); D.G. Ireland, S. Janssen, and J. Ryckebusch, Nucl. Phys.**A740**, 147 (2004); W-T. Chiang et al, Phys. Rev **C69**, 065208 (2004)
- [5] V. Keiner, Z.Phys. **A352**, 215 (1995); S. Alkkofer et al., Nucl. Phys. **A680**, 70c (2001)
- [6] A. de la Puente, O.V. Maxwell, and B.A. Raue, arXiv: 0809.3805;
- [7] see e.g., M. Alberg et al., Nucl. Phys. **A560**, 365 (1993)