

Inverse Compton X-rays from relativistic flare electrons and positrons

Alexander L. MacKinnon and Procheta C.V. Mallik

Department of Physics and Astronomy, University of Glasgow, Glasgow G12 8QQ, U.K.

November 27, 2018

ABSTRACT

Context. In solar flares, inverse Compton scattering (ICS) of photospheric photons might give rise to detectable hard X-ray photon fluxes from the corona where ambient densities are too low for significant bremsstrahlung or recombination. γ -ray lines and continuum in some large flares imply the presence of the necessary ~ 100 MeV electrons and positrons, the latter as by-products of GeV energy ions. Recent observations of coronal hard X-ray sources in particular prompt us to reconsider here the possible contribution of ICS.

Aims. We aim to evaluate the ICS X-ray fluxes to be expected from prescribed populations of relativistic electrons and positrons in the solar corona. The ultimate aim is to determine if ICS coronal X-ray sources might offer a new diagnostic window on relativistic electrons and ions in flares.

Methods. We use the complete formalism of ICS to calculate X-ray fluxes from possible populations of flare primary electrons and secondary positrons, paying attention to the incident photon angular distribution near the solar surface and thus improving on the assumption of isotropy made in previous solar discussions.

Results. Both primary electrons and secondary positrons produce very hard ICS X-ray spectra. The anisotropic primary radiation field results in pronounced centre-to-limb variation in predicted fluxes and spectra, with the most intense spectra, extending to the highest photon energies, expected from limb flares. Acceptable numbers of electrons or positrons could account for RHESSI coronal X/ γ -ray sources

Conclusions. Some coronal X-ray sources at least might be interpreted in terms of ICS by relativistic electrons or positrons, particularly when sources appear at such low ambient densities that bremsstrahlung appears implausible.

Key words. Acceleration of particles; Radiation mechanisms: general; Sun: corona–Sun:photosphere–Sun: flares–Sun: X-rays, gamma rays

1. Introduction

Korchak (1967, 1971) considered three possible radiation mechanisms via which solar flare energetic electrons might produce hard X-rays (HXR): synchrotron, bremsstrahlung and inverse Compton scattering (ICS). He established that fluxes from electron-ion bremsstrahlung would dominate those from the other two mechanisms under normal solar atmosphere conditions and thus laid one of the foundations of the interpretation of flare X-rays. Left open, however, was the possibility that ICS HXR fluxes from low-density regions might exceed those from bremsstrahlung (or, indeed, recombination - Brown & Mallik (2008, 2009)). Recent years have seen increasingly detailed observations of coronal HXR sources (Hudson et al. 2001; Krucker et al. 2008a,b; Tomczak 2009), sometimes from surprisingly tenuous regions. Reconsideration of the possible role of ICS in HXR production thus seems timely (Krucker et al. 2008a).

The basics of ICS are well understood (e.g. Blumenthal & Gould 1970; Rybicki & Lightman 1986). Suppose that electrons of (total) energy $\gamma m_e c^2$ scatter photons of initial energy ϵ_i . Optical photons of photospheric origin, for instance, would have ϵ_i typically of order 2 eV. The maximum possible scattered photon energy results from a head-on collision of electron and photon and has a value of $\epsilon_{max} \simeq 4\gamma^2 \epsilon_i$ (e.g.

Blumenthal & Gould 1970). To produce HXR photons via ICS of optical photons thus needs electrons in the 10s to 100s of MeV energy range.

There is good evidence that electrons attain such energies in flares. γ -ray continuum in this energy range has been observed from some large flares (e.g. Forrest & Chupp 1983; Kanbach et al. 1993; Talon et al. 1993). This may be due to either or both of: electron-ion bremsstrahlung from primary accelerated electrons; bremsstrahlung from secondary electrons and positrons in the 100 MeV energy range, produced in reactions of accelerated ions in the energy range > 0.3 GeV (e.g. Murphy et al. 1987). In the latter case, positrons are dominant in number since they result from collisions between positively charged particles. Continuum in this case is unavoidably accompanied by the flat spectral feature around 70 MeV produced by π^0 decay. High-energy continuum can occur both with and without this feature at different times during a single event (e.g. Vilmer et al. 2003), indicating that both primary accelerated electrons and secondary positrons may be present in the 100 MeV energy range, as needed for ICS HXR production. Akimov et al. (1994) give evidence that the flare of 26 March 1991 accelerated electrons to energies of 300 MeV. The energy distributions of electrons and positrons will be very different, however, and we consider them separately.

In the presence of the solar magnetic field, these high energy electrons would also produce synchrotron emission but at radio and sub-mm wavelengths (Silva et al. 2007). To produce X-rays

by synchrotron emission would require electrons of unrealistically high energy, for which there is no evidence.

The ICS estimates of Korchak (1967, 1971) and Krucker et al. (2008a) employ standard results based on assuming isotropic electron and photon distributions. Electron distributions in the corona may well be isotropic because of pitch-angle scattering by MHD turbulence (e.g. Miller & Ramaty 1989) but the photon distribution will be isotropic only in the outward hemisphere. As already mentioned, the most energetic photons result from head-on collisions of photon and electron, which result in the up-scattered photon travelling along the direction of the incident electron (Jones 1968). These most favourable collisions clearly cannot occur, even with an assumed isotropic coronal electron distribution, so a more involved calculation is essential to evaluate likely ICS fluxes, spectra etc.

ICS is certainly important in other areas of astrophysics: of cosmic microwave background photons by hot gas in clusters of galaxies (Sunyaev-Zeldovich effect - Sunyaev & Zeldovich 1970); of solar visible photons by cosmic ray electrons (Orlando & Strong 2008).

The formalism for calculating ICS radiation with arbitrary photon angular distributions has been given most recently by Moskalenko & Strong (2000). Here we adapt their work to the source geometry near the solar surface. We use typically observed power-law distributions of electrons and protons (which produce secondary positrons) to illustrate our study. We elucidate the consequences for observability of this ICS flux and note the difference between the spectra produced by electrons and by secondary positrons, as well as the disc-centre to limb variation. Our findings reveal that although the ICS intensities are likely to be low, the spectrum is hard and unmistakable. If detected by modern instruments, this would be a new window on extremes of electron and ion acceleration at the Sun, and in the case of ions complementing information available from γ -ray lines and free neutrons detected in space.

In this paper, we use the units $\hbar = c = m_e = 1$.

2. Source geometry; calculation of IC flux

In this section we calculate ICS HXR fluxes from relativistic electron and positron populations in the corona, following Moskalenko & Strong (2000).

The rate of photon-particle interactions is given in full generality by (Weaver 1976):

$$R = n_e n_\gamma \int d\vec{p}_\gamma \int d\vec{p}_e f_e(\vec{p}_e) f_\gamma(\vec{p}_\gamma) \frac{p'_\gamma}{\gamma p_\gamma} \sigma(p'_\gamma), \quad (1)$$

where n_e, n_γ are the electron and photon number densities; $\vec{p}_e, \vec{p}_\gamma$ are the momenta; $f_e(\vec{p}_e), f_\gamma(\vec{p}_\gamma)$ are the respective distribution functions in the laboratory system (LS), normalised to unity; γ is the electron Lorentz factor; σ the cross-section; and the primes signify the electron rest system (ERS) variables. For relativistic electrons, the incoming photons are seen as a narrow beam $\sim 1/\gamma$ wide in the ERS. We follow Moskalenko & Strong (2000) in using Jones (1968) approximation that the incident photons are seen as a unidirectional beam in the ERS. This significantly simplifies the calculation of the ICS fluxes while introducing negligible error (Jones 1968).

To calculate fluxes from Equation (1) we need to specify the electron and photon momentum distributions and the cross-section. Since we deal with highly relativistic particles and situations where the photon may carry away a large fraction of

the electron energy, we must use the Klein-Nishina cross-section e.g. as given by (Jauch & Rohrlich 1976):

$$\frac{d\sigma}{d\epsilon'_2 d\cos\eta'} = \pi r_e^2 \left(\frac{\epsilon'_2}{\epsilon'_1} \right)^2 \left(\frac{\epsilon'_2}{\epsilon'_1} + \frac{\epsilon'_1}{\epsilon'_2} - \sin^2 \eta' \right) \times \delta \left[\epsilon'_2 - \frac{\epsilon'_1}{1 + \epsilon'_1(1 - \cos\eta')} \right], \quad (2)$$

where r_e is the classical electron radius, ϵ'_1 and ϵ'_2 are the ERS energies of the incident and up-scattered photons, η' is the scattering angle in the ERS and $\delta(x)$ denotes the Dirac delta function.

Appropriately, to the general galactic cosmic ray population, Moskalenko & Strong (2000) assume isotropic electrons; this assumption will also be appropriate in the corona as a result of MHD scattering (Miller & Ramaty 1989; Mandzhavidze & Ramaty 1992). With these assumptions, the up-scattered photon distribution over the LS energy, ϵ_2 , as obtained from Equation (1) is (Moskalenko & Strong 2000)

$$\frac{dR}{d\epsilon_2} = \int d\cos\eta' \int d\epsilon_1 d\Omega_\gamma \int d\gamma d\Omega_e \times f_e(\gamma, \Omega_e) f_\gamma(\epsilon_1, \Omega_\gamma) \epsilon_1^2 \gamma^2 \frac{\epsilon'_1}{\gamma \epsilon_1} \frac{\epsilon'_2}{\epsilon_2} \frac{d\sigma}{d\epsilon'_2 d\cos\eta'}, \quad (3)$$

where Ω_γ and Ω_e refer to photon and electron directions respectively.

At this point we depart from Moskalenko & Strong (2000), tailoring our calculation to the radiation field geometry above the solar surface (Figure 1). We introduce two, spherical polar angular coordinates θ and ϕ to label photon direction. Let \hat{n} be a unit vector pointing radially outward from the local solar surface, and \hat{l} be a unit vector pointing along the line of sight to the observer. Then we have $\hat{l} \cdot \hat{n} = \sin\lambda$ where λ is the heliocentric angle of the source location. Let \hat{p}_γ be a unit vector in the direction of the photon. The polar angle θ measures the angle between \hat{n} and \hat{p}_γ , i.e. $\hat{n} \cdot \hat{p}_\gamma = \cos\theta$. The photon azimuthal angle ϕ lies in the plane of the solar surface and is measured anticlockwise from the plane defined by \hat{n} and \hat{l} .

The photon distribution is isotropic in the optically thick photosphere but only includes outward-flowing photons immediately above. It will be close to isotropic, in the hemisphere $\theta < \pi/2$, as long as we consider coronal locations below $\sim 2R_\odot$. Thus the photon angular distribution takes the simple form

$$f_\gamma(\epsilon_1, \theta, \phi) = \frac{1}{2\pi} H\left(\frac{\pi}{2} - \theta\right) g_\gamma(\epsilon_1), \quad (4)$$

where H is the Heaviside step function.

In the first instance we calculate the ICS flux from monoenergetic electrons with a single energy γ , averaging straightforwardly over more general energy distributions as needed. We also consider monoenergetic primary photon distributions, $g_\gamma(x) = \delta(x - \epsilon_1)$. Using Equations (2), (3) and (4), we hence find the total up-scattered photon distribution, per electron, over the LS energy, ϵ_2 , to be:

$$\frac{dR}{d\epsilon_2} = \left(2 - \frac{4\epsilon_2}{\gamma} + \frac{3\epsilon_2^2}{\gamma^2} - \frac{\epsilon_2^3}{\gamma^3} \right) \int_0^{2\pi} \int_{\theta_{\min}}^{\theta_{\max}} \sin\theta d\theta d\phi - \frac{1}{\epsilon_1 \gamma} \left(\frac{2\epsilon_2^2}{\gamma^2} - \frac{2\epsilon_2}{\gamma} \right) \int_0^{2\pi} \int_{\theta_{\min}}^{\theta_{\max}} \frac{d\cos\theta}{1 + \cos\theta} d\phi - \frac{\epsilon_2^2}{\epsilon_1^2 \gamma^4} \int_0^{2\pi} \int_{\theta_{\min}}^{\theta_{\max}} \frac{d\cos\theta}{(1 + \cos\theta)^2} d\phi. \quad (5)$$

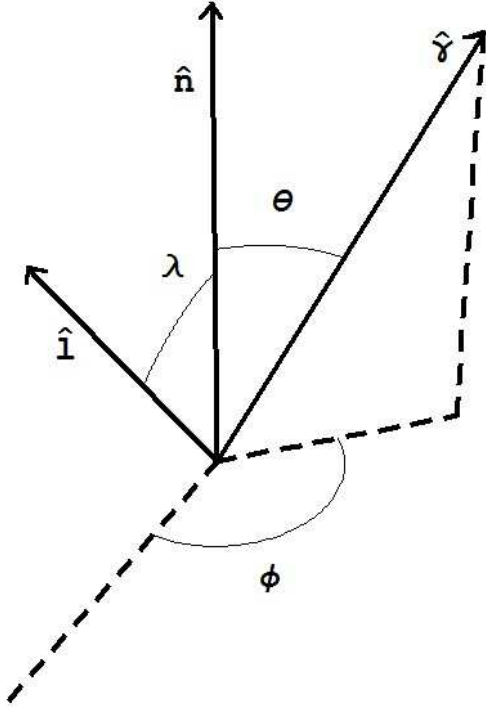


Fig. 1. Schematic diagram showing the geometry used to describe the radiation field at the solar surface with the relevant angles and vectors. ϕ lies in the solar surface plane.

The lower limit of the θ integral is given by kinematics:

$$\theta_{min} = \arccos\left(1 - \frac{\epsilon_2}{2\epsilon_1\gamma(\gamma - \epsilon_2)}\right) \quad (6)$$

and the upper limit by source geometry:

$$\theta_{max} = \arccos(\sin \lambda \cos \phi). \quad (7)$$

Performing the integral over polar angle we get

$$\begin{aligned} \frac{dR}{d\epsilon_2} &= \frac{r_e^2}{2\epsilon_1(\gamma - \epsilon_2)^2} \times \\ &\int_0^{2\pi} \left(\frac{\epsilon_2^3}{\gamma^3} - \frac{3\epsilon_2^2}{\gamma^2} + \frac{4\epsilon_2}{\gamma} - 2 \right) \left(\sin \lambda \cos \phi - \left(1 - \frac{\epsilon_2}{2\epsilon_1\gamma(\gamma - \epsilon_2)} \right) \right) \\ &+ \frac{2\epsilon_2}{\epsilon_1\gamma^2} \left(1 - \frac{\epsilon_2}{\gamma} \right) \left(\ln(1 + \sin \lambda \cos \phi) - \ln \left(2 - \frac{\epsilon_2}{2\epsilon_1\gamma(\gamma - \epsilon_2)} \right) \right) \\ &+ \frac{\epsilon_2^2}{\epsilon_1^2\gamma^4} \left(\frac{1}{1 + \sin \lambda \cos \phi} - \frac{1}{2 - \epsilon_2/(2\epsilon_1\gamma(\gamma - \epsilon_2))} \right) d\phi \end{aligned} \quad (8)$$

which is the ICS flux of photons per unit energy per unit time per electron. The following kinematic results (Moskalenko & Strong 2000) are also of importance:

$$\epsilon'_2 = \epsilon_2/[\gamma(1 - \cos \eta')], \quad \epsilon_2 \leq 2\gamma\epsilon'_1/(1 + 2\epsilon'_1), \quad \epsilon'_1 = \epsilon_1\gamma(1 + \cos \lambda). \quad (9)$$

The maximum energy of the up-scattered photon is

$$\epsilon_{2\max} = 4\epsilon_1\gamma^2/(1 + 4\epsilon_1\gamma). \quad (10)$$

Note that the second and third terms in Equation (8) have to be evaluated numerically. This was done using MATLAB and the results are portrayed in the following section.

3. Results

3.1. ICS from fast electrons

To calculate ICS spectra produced by relativistic electrons, we assumed power-law primary electron kinetic energy distributions extending into the 10s of MeV range, $\sim (\gamma - 1)^{-\delta}$. The incident photon population was assumed to have a monoenergetic energy distribution at $\epsilon_1 = 2$ eV (or 200 eV in a few, illustrative cases) so that the solar luminosity implies a photon density $n_\gamma = 10^{12} \text{ cm}^{-3}$. We have checked that the spectra found using the full, black body photospheric spectrum are not significantly different from these shown here for the 2 eV case.

In Figure 2, we show the ICS spectra from electrons with energy spectral index $\delta = 3$, calculated by weighting the emissivity (8) by this distribution and integrating over electron energy. Fluxes are normalised to one electron above 0.5 MeV and we assume an upper cutoff energy of 100 MeV. The three separate curves signify the ICS spectrum as seen from three different viewing angles λ . In Figure 3, we show the ICS spectra for an event viewed at the limb but now for different values of δ .

Clearly visible (2 eV) photons can easily be up-scattered to 10s of keV, even though the actual fluxes and spectra depart from those expected on the basis of an isotropic photon distribution. Over most of the photon energy range the spectra are described by the expected (e.g. Blumenthal & Gould 1970) ICS power-law $\sim \epsilon_2^{-(1+\delta)/2}$, but falling off much more steeply as they approach an upper cutoff determined by the 100 MeV electron upper cutoff, the viewing angle and the energy spectral index δ . As expected on geometrical grounds, the most energetic photons come from limb events. In the photon energy range produced across the disc, ICS exhibits pronounced limb-brightening with flux variations of two orders of magnitude between identical events viewed at the limb and at disc centre. In Section 4 we see that observed coronal source photon fluxes imply plausible electron numbers.

Still higher photon energies will result from primary photons of higher energy. For illustration we show in Figure 4 the spectrum resulting from ICS of primary EUV photons of energy 200 eV, from a flare at disc centre. For easy comparison with the results for optical photons we have adopted the same photon density, $n_\gamma = 10^{12} \text{ cm}^{-3}$, although the true EUV density will be many orders of magnitude smaller - see below.

3.2. ICS from relativistic positrons

As noted in Section 1, positrons will be produced as secondaries from fast ion reactions. Electrons and positrons with the same energy distribution would of course produce identical ICS spectra, but the positron energy distribution from p-p collisions, and hence the ICS photon spectrum, is quite different from the power-law electron case considered in Section 3.1. We calculate positron energy distributions as in Vilmer et al. (2003), which in turn closely follows Dermer (1986a,b), assuming they are produced via pion decay following reactions of fast protons with ambient H and He nuclei. ICS spectra from the resulting positrons are shown in Figure 5, assuming a power-law proton

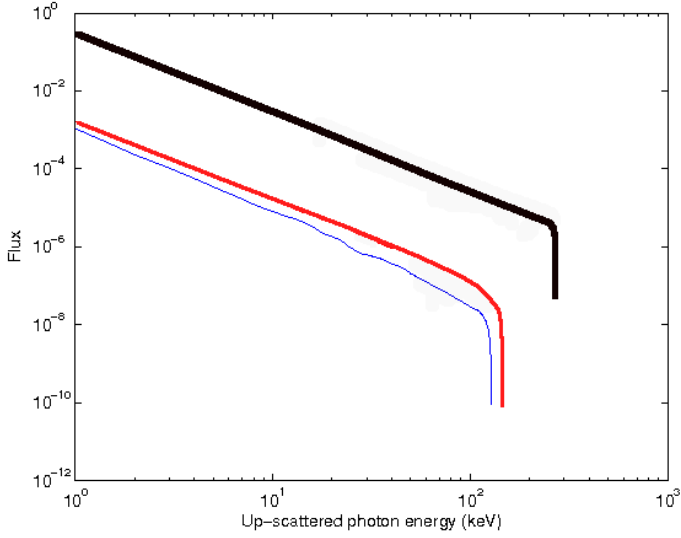


Fig. 2. Photon spectra at the Sun (photons per keV per second per source electron) from fast electrons with a power-law energy distribution E^{-3} , where the thin-blue curve is the flux from disc centre ($\sin \lambda = 0$), medium-red for $\sin \lambda = 0.5$ and thick-black for the solar limb ($\sin \lambda = 1$). Fluxes are normalised to one electron above 0.5 MeV and for an incident photon of energy 2 eV.

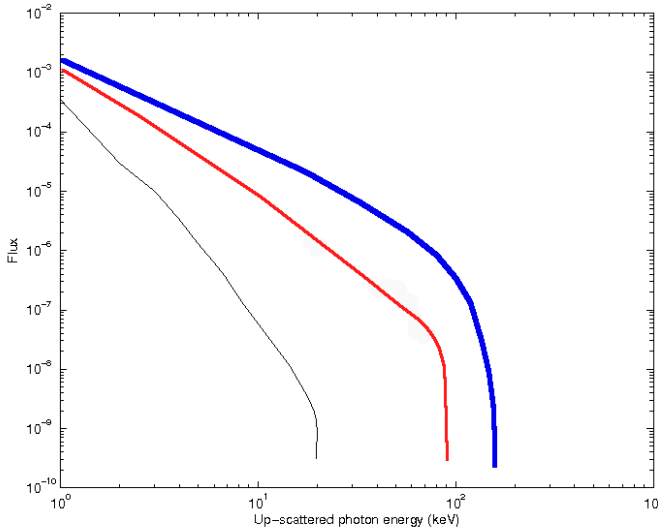


Fig. 3. Photon spectra at the Sun (photons per keV per second per source electron) from limb fast electrons with different power-law distributions: thin-black is for $\delta = 5$, medium-red for $\delta = 3$ and thick-blue for $\delta = 2$ with an incident photon energy of 2 eV.

energy distribution with $\delta = 3$ extending to an upper cutoff energy of 3 GeV and, again, $\epsilon_1 = 2$ eV and $n_\gamma = 10^{12} \text{ cm}^{-3}$. Secondary positron distributions have a maximum of about 300 MeV and a form that is dominated by the nuclear physics of pion formation and decay until primary proton energies significantly exceed the threshold for pion production (Murphy et al. 1987). Thus the detailed photon spectra depend rather weakly on proton power-law energy spectral index. However, certain features persist, i.e. the spectrum remains very hard and the most energetic photons will once again come from limb events. The three

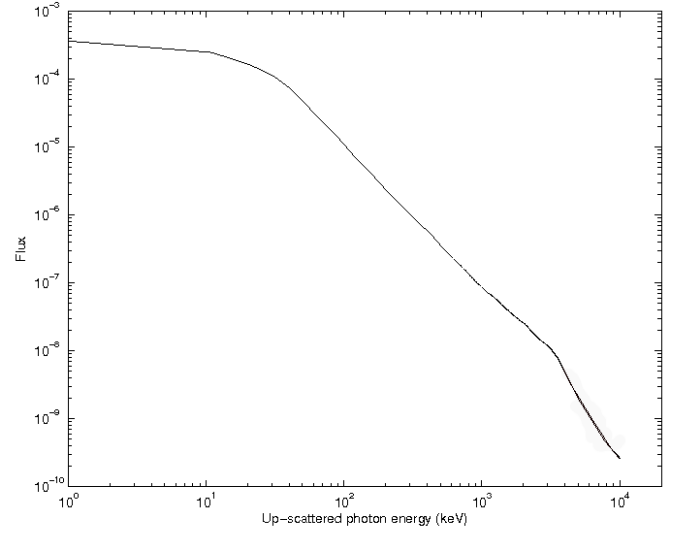


Fig. 4. Photon spectra at the Sun (photons per keV per second per source electron) from fast electrons with a power-law energy distribution E^{-3} for an incident photon energy of 200 eV.

separate curves are for three different values of viewing angle λ . And in Figure 6, we show the ICS spectra for a range of proton energy distribution δ values. Secondary positron typical energies naturally result in up-scattering to the MeV photon energy range.

As for the electron case, we would expect a more energetic ICS flux if we consider incident EUV photons, shown in Figure 7 for 200 eV incident photons. With the photon density held fixed, as for Figure 5, the ICS flux can be as much as four orders of magnitude greater for $\epsilon_1 = 200$ eV than for $\epsilon_1 = 2$ eV, at the same time extending to higher energies. So we would need an EUV photon density $\sim 10^{-4}$ times that of visible photons to produce an equally intense ICS flux. A rough estimate of EUV photon density in a large flare suggests this will be $\sim 10^3 \text{ cm}^{-3}$, however, so low that even the greater fluxes obtained with more energetic incident photons will not be observable.

4. Comparison with observations

As explained in Section 1, ICS could be dominant in producing HXRs in low-density regions of the solar atmosphere, which mainly implies the high corona. Consider the coronal X/ γ -ray source in the 2005 January 20 flare, described by Krucker et al. (2008b). Could it be due to ICS of photospheric photons?

Continuum γ -radiation in the 100 MeV energy range was observed from this flare by the SONG instrument on CORONAS-F. There is evidence for a pion decay contribution to the observed spectrum (Kuznetsov et al. 2005), which would also indicate the presence of ~ 100 MeV positrons. The flare was located towards the limb (N14°W61°; $\sin \lambda = 0.88$), maximising the likelihood of observable ICS photons. Moreover, the location of the coronal X-ray source is high enough that ICS could be the dominant source of HXRs, given sufficient energetic electrons. The coronal source has a very hard spectrum, photon spectral index ≈ 1.5 , consistent with the spectra found in Section 3. A photon spectral index of 1.5 would imply a relativistic electron spectral index of about 2. Continuation of the photon spectrum to at least 700 - 800 keV implies an electron distribution continuing in this power-law form to at least 120 MeV. To account

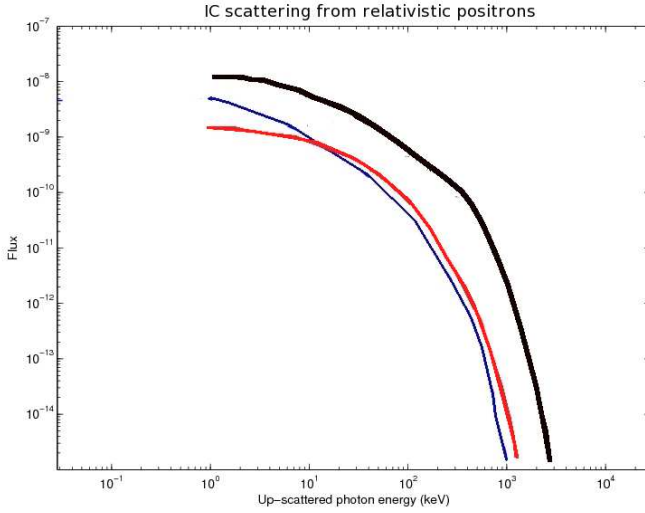


Fig. 5. Photon spectra at the Sun (photons per keV per second per proton) from relativistic positrons produced by protons with a power-law energy distribution E^{-3} , where the thin-blue curve is the flux from disc centre ($\sin \lambda = 0$), medium-red for $\sin \lambda = 0.5$ and thick-black for the solar limb flux ($\sin \lambda = 1$). Fluxes are normalised to one proton above 1 MeV and for an incident photon energy of 2 eV.

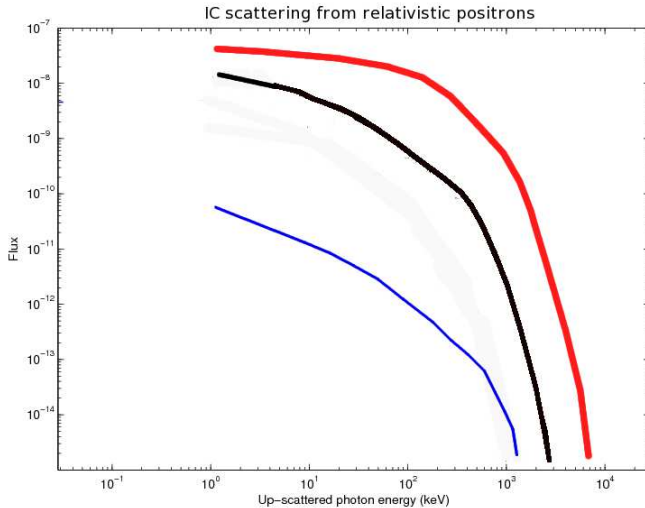


Fig. 6. Photon spectra at the Sun (photons per keV per second per proton) from limb relativistic positrons produced by protons with different power-law distributions: thin-blue is for $\delta = 5$, medium-black for $\delta = 3$ and thick-red for $\delta = 2$ with an incident photon energy of 2 eV.

for the observed coronal source fluxes shown in Figure 3 of Krucker et al. (2008b), we would need $\sim 10^{31}$ electrons instantaneously present above 0.5 MeV. The ~ 500 keV source represented by the 50% contour of Krucker et al. (2008b), Figure 2c, is about 40×80 arc seconds. Assuming a similar length scale along the line of sight we estimate its total volume as $5 \times 10^{28} \text{ cm}^3$. Taking, for illustration, an ambient electron density 10^8 cm^{-3} , we see that the relativistic electrons necessary to account for this source via ICS would represent just 2×10^{-6} of all particles in the volume. We also estimate that this is $\sim 10^{-3}$ or less of

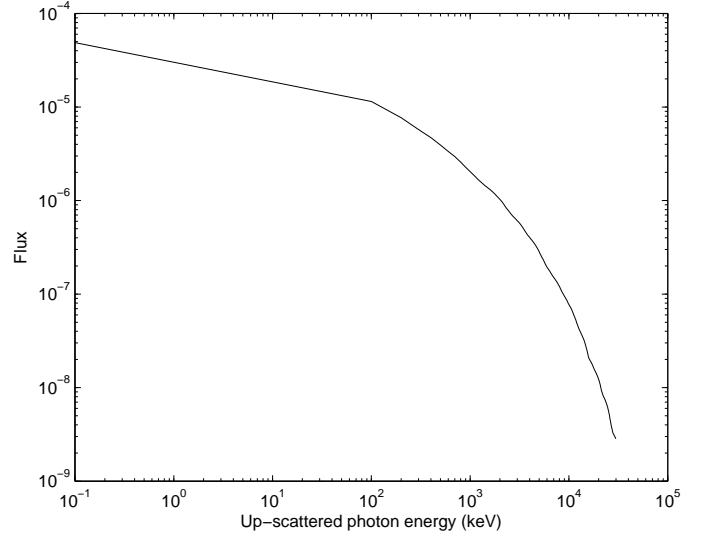


Fig. 7. Photon spectra at the Sun (photons per keV per second per proton) from relativistic positrons produced by protons with a power-law energy distribution E^{-3} for an incident photon energy of 200 eV.

the electrons > 0.5 MeV implied by a typical, large X-ray burst. The minimum energy of 0.5 MeV is of course quite arbitrary; only electrons in the 10s of MeV range and above are demanded by an ICS interpretation of this coronal HXR source.

Close to the limb, the most favourable head-on collisions of electrons with primary photons may occur. The flux and spectrum are very close to those given traditionally for power-law electron distributions and isotropic primary photons (e.g. Blumenthal & Gould 1970; Krucker et al. 2008a), with modifications resulting mostly from the presence of an upper electron cutoff energy. The number and energy distribution of electrons found above are close to those that would be found using the traditional results; but this would not be the case for an event further from the limb.

An interpretation in terms of positrons is also possible. The spectra shown in Figure 5 would all give approximately the necessary, hard spectrum in the several hundred keV energy range (although, as discussed above, none has precisely power-law form). For a power-law primary proton energy distribution with energy spectral index = 2, about 10^{32} protons would be needed above 1 MeV. Masson et al. (2009) found a proton flux of $2.3 \times 10^{31} \text{ cm}^{-3}$ above 30 MeV for this event with proton spectral index = 3, i.e. 2×10^{34} protons above 1 MeV. Just a few percent of the secondary positrons produced by this ion population would be enough to account for the coronal source in this flare.

5. Conclusions and discussion

ICS needs extreme source parameters if it is to account on its own for the bulk of flare hard X-rays (Korchak 1971; McClements & Brown 1986), particularly when ‘footpoint’ source morphology points to an origin in the dense chromosphere. Our work does not revise this view, just points out that ICS might be important for understanding sources in the tenuous corona. We have seen that very modest numbers of electrons or positrons at relativistic energies could account for already observed coronal HXR sources, even in regions so tenu-

ous that a conventional bremsstrahlung interpretation would become problematic. Electrons would need to be accelerated into the 100 MeV energy range; positrons are automatically produced with the necessary energies as long as there are \sim GeV protons to produce them in the first place. The electron distribution needed to account for HXR bursts, extended into the 100 MeV energy range, would include enough relativistic electrons that only a small fraction of them would need to be found in the corona to account for at least one, observed coronal HXR source. Moreover, electrons might be accelerated to relativistic energies via a process distinct from the main flare energy release, as appears to occur in the Earth's magnetosphere (Baker et al. 2001).

How might we distinguish these sources from conventional bremsstrahlung HXRs? First of all, they may be expected from locations where the ambient density seems too low for a conventional, bremsstrahlung interpretation. As we have seen, coronal ICS sources should be brightest near the solar limb. If many sources like those described in Krucker et al. (2008b) can be detected, an ICS interpretation would imply a strong centre-to-limb variation. Simultaneous observations from two, widely separated spacecraft (e.g. Krucker et al. 2008b) would reveal quite different fluxes and spectra. The spectra will always be very hard, possibly also extending to soft X-ray and EUV ranges in a continuous way difficult to account for by other means. Observations of co-spatial radio radiation would have very different spectral properties in the bremsstrahlung and ICS cases.

Do we need to contain electrons in the corona to produce such sources? The calculations above assume that an isotropic population of electrons is instantaneously present in the source region. The overwhelming contribution to observed ICS, however, comes from electrons moving instantaneously towards the observer. Electrons could pass freely through the corona, following the field lines and emitting observable ICS HXRs as they pass through the line of sight towards the observer. They would not need to be contained in the corona, and an isolated coronal source might be more naturally explained in this way, as a consequence of relativistic beaming and source magnetic geometry. Instantaneous numbers of electrons needed would be comparable to the numbers found above. A more detailed treatment of electron and positron transport, not given here, would be needed to assess this possibility properly.

ICS coronal X-ray sources may already have been observed, though possibly difficult to distinguish from bremsstrahlung HXRs from electrons with 10s - 100s of keV energies. If definitively recognised in flares, they would open a new window on acceleration and transport of electrons and ions in the 0.1-1 GeV energy range.

Acknowledgements. ALM thanks S Krucker, H Hudson and the other participants in the ISSI International Team on "Coronal Hard X-ray Sources in Solar Flares" for helpful conversations and for providing the initial impetus for this work; and T Porter for useful conversations. PCVM is supported by a Dorothy Hodgkin's Scholarship. Solar physics research in Glasgow is supported by a UK STFC Rolling Grant.

References

- Akimov, V. V., Leikov, N. G., Kurt, V. G., & Chertok, I. M. 1994, in American Institute of Physics Conference Series, Vol. 294, High-Energy Solar Phenomena - a New Era of Spacecraft Measurements, ed. J. Ryan & W. T. Vestrand, 130–133
- Baker, D. N., Kanekal, S. G., Blake, J. B., & Pulkkinen, T. I. 2001, *J. Geophys. Res.*, 106, 19169
- Blumenthal, G. R. & Gould, R. J. 1970, *Reviews of Modern Physics*, 42, 237
- Brown, J. C. & Mallik, P. C. V. 2008, *A&A*, 481, 507
- Brown, J. C. & Mallik, P. C. V. 2009, *ApJ*, 697, L6
- Dermer, C. D. 1986a, *ApJ*, 307, 47
- Dermer, C. D. 1986b, *A&A*, 157, 223
- Forrest, D. J. & Chupp, E. L. 1983, *Nature*, 305, 291
- Hudson, H. S., Kosugi, T., Nitta, N. V., & Shimojo, M. 2001, *ApJ*, 561, L211
- Jauch, J. M. & Rohrlich, F. 1976, *The theory of photons and electrons. The relativistic quantum field theory of charged particles with spin one-half*, ed. J. M. Jauch & F. Rohrlich
- Jones, F. C. 1968, *Physical Review*, 167, 1159
- Kanbach, G., Bertsch, D. L., Fichtel, C. E., et al. 1993, *A&AS*, 97, 349
- Korchak, A. A. 1967, *Soviet Astronomy*, 11, 258
- Korchak, A. A. 1971, *Sol. Phys.*, 18, 284
- Krucker, S., Battaglia, M., Cargill, P. J., et al. 2008a, *A&A Rev.*, 16, 155
- Krucker, S., Hurford, G. J., MacKinnon, A. L., Shih, A. Y., & Lin, R. P. 2008b, *ApJ*, 678, L63
- Kuznetsov, S. N., Kurt, V. G., Yushkov, B. Y., et al. 2005, in *International Cosmic Ray Conference*, Vol. 1, International Cosmic Ray Conference, 49–+
- Mandzhavidze, N. & Ramaty, R. 1992, *ApJ*, 389, 739
- Masson, S., Klein, K.-L., Bütikofer, R., et al. 2009, *Sol. Phys.*, 257, 305
- McClements, K. G. & Brown, J. C. 1986, *A&A*, 165, 235
- Miller, J. A. & Ramaty, R. 1989, *ApJ*, 344, 973
- Moskalenko, I. V. & Strong, A. W. 2000, *ApJ*, 528, 357
- Murphy, R. J., Dermer, C. D., & Ramaty, R. 1987, *ApJS*, 63, 721
- Orlando, E. & Strong, A. W. 2008, *A&A*, 480, 847
- Rybicki, G. B. & Lightman, A. P. 1986, *Radiative Processes in Astrophysics*, ed. G. B. Rybicki & A. P. Lightman
- Silva, A. V. R., Share, G. H., Murphy, R. J., et al. 2007, *Sol. Phys.*, 245, 311
- Sunyaev, R. A. & Zeldovich, Y. B. 1970, *Ap&SS*, 7, 3
- Talon, R., Trotter, G., Vilmer, N., et al. 1993, *Sol. Phys.*, 147, 137
- Tomczak, M. 2009, *A&A*, 502, 665
- Vilmer, N., MacKinnon, A. L., Trotter, G., & Barat, C. 2003, *A&A*, 412, 865
- Weaver, T. A. 1976, *Phys. Rev. A*, 13, 1563