

Statistical topology via Morse theory, persistence and nonparametric estimation

Peter Bubenik* Gunnar Carlsson† Peter T. Kim‡ Zhiming Luo§

Abstract

In this paper we examine the use of topological methods for multivariate statistics. Using persistent homology from computational algebraic topology, a random sample is used to construct estimators of persistent homology. This estimation procedure can then be evaluated using the bottleneck distance between the estimated persistent homology and the true persistent homology. The connection to statistics comes from the fact that when viewed as a nonparametric regression problem, the bottleneck distance is bounded by the sup-norm loss. Consequently, a sharp asymptotic minimax bound is determined under the sup-norm risk over Hölder classes of functions for the nonparametric regression problem on manifolds. This provides good convergence properties for the persistent homology estimator in terms of the expected bottleneck distance.

2000 MSC Subject Classification: Primary 62C10, 62G08; Secondary 41A15, 55N99, 58J90.

Key words and phrases: Bottleneck distance; Critical values; Geometric statistics; Minimax; Nonparametric regression; Persistent homology; Plex; Riemannian manifold; Sublevel sets.

*Department of Mathematics, Cleveland State University, 2121 Euclid Ave. RT 1515, Cleveland OH 44115-2214, USA.

†Department of Mathematics, Stanford University, Stanford, California 94305, USA.

‡Department of Mathematics and Statistics, University of Guelph, Guelph, Ontario N1G 2W1 Canada.

§Department of Statistics, Keimyung University, Dalseo-Gu, Daegu, Korea 704-701.

1 Introduction

Quantitative scientists of diverse backgrounds are being asked to apply the techniques of their specialty to data which is greater in both size and complexity than that which has been studied previously. Massive, multivariate data sets, for which traditional linear methods are inadequate, pose challenges in representation, visualization, interpretation and analysis. A common finding is that these massive multivariate data sets require the development of new statistical methodology and that these advances are dependent on increasing technical sophistication. Two such data-analytic techniques that have recently come to the fore are computational algebraic topology and geometric statistics.

Commonly, one starts with data obtained from some underlying geometric structure, such as a curved submanifold, or, a singular algebraic variety. The observed data is obtained as a random sample from this space, and the objective is to statistically recover features of the underlying space.

In computational algebraic topology, one attempts to recover qualitative global features of the underlying data, such as connectedness, or the number of holes, or the existence of obstructions to certain constructions, based upon the random sample. In other words, one hopes to recover the underlying topology. An advantage of topology is that it is stable under deformations and thus can potentially lead to robust statistical procedures. A combinatorial construction such as the alpha complex or the Čech complex converts the data into an object for which it is possible to compute the topology. However, it is quickly apparent that such a construction and its calculated topology depend on the scale at which one considers the data. A multi-scale solution to this problem is the technique of persistent homology. It quantifies the persistence of topological features as the scale changes. Persistent homology is useful for visualization, feature detection and object recognition. Applications of persistent topology include protein structure analysis [30], gene expression [11], and sensor networks [8]. In a recent application to brain image data, a demonstration of persistent topology in discriminating between two populations is exhibited, [5].

In geometric statistics one uses the underlying Riemannian structure to recover quantitative information concerning the underlying probability distribution and functionals thereof. The idea is to extend statistical estimation techniques to functions over Riemannian manifolds, utilizing the Riemannian structure. One then considers the magnitude of the statistical accuracy of these estimators. Considerable progress has been achieved in terms of optimal estimation which include works by Hendriks [14], Efromovich [12], Kim

and Koo [16], Pelletier [26, 27], Koo and Kim [19], and Kim, Koo and Luo [17]. Other related works include Rooij and Ruymgaart [28], Ruymgaart [29], Mair and Ruymgaart [23], Angers and Kim [1], and Bissantz, Hohage, Munk and Ruymgaart [3]. There is also a growing interest in function estimation over manifolds in the learning theory literature. Some papers that have direct relevance are Cucker and Smale [7], Smale and Zhou [31], and Belkin and Niyogi [2]; see also the references cited therein.

Although computational algebraic topology and geometric statistics appear dissimilar and seem to have different objectives, it has recently been noticed that they share a commonality through statistical sampling. In particular, a pathway between them can be established by using elements of Morse theory. This is achieved through the fact that persistent homology can be applied to Morse functions and comparisons between two Morse functions can be assessed by a metric called the bottleneck distance. Furthermore, the bottleneck distance is bounded by the sup-norm distance between the two Morse functions on some underlying manifold. This framework thus provides just enough structure for a statistical interpretation. Indeed, consider a nonparametric regression problem on some manifold. Given data in this framework one can construct a nonparametric regression function estimator such that the persistent homology associated with this estimated regression function is an estimator for the persistent homology of the true regression function, as assessed by the bottleneck distance. Since this will be bounded by the sup-norm loss, by providing a sharp sup-norm minimax estimator of the regression function, we can effectively bound the expected bottleneck distance between the estimated persistent homology and the true persistent homology. Consequently, by showing consistency in the sup-norm risk, we can effectively show consistency in the bottleneck risk for persistent homology which is what we will demonstrate. Let us again emphasize that the pathway that allows us to connect computational algebraic topology with geometric statistics is Morse theory. This is very intriguing in that a pathway between the traditional subjects of geometry and topology is also Morse theory.

We now summarize this paper. In Section 2 we will lay down the topological preliminaries needed to state our main results. In Section 3, we go over the preliminaries needed for nonparametric regression on a Riemannian manifold. Section 4, states the main results where sharp sup-norm minimax bounds consisting of constant and rate, and sharp sup-norm estimators are presented. The connection to bounding the persistent homology estimators thus ensues. Following this in Section 5, a brief discussion of the implementation is given. Proofs to the main results are collected in Section 6. An Appendix that contains some technical material is included for completeness.

2 Topological Preliminaries

Let us assume that \mathbb{M} is a d -dimensional compact Riemannian manifold and suppose $f : \mathbb{M} \rightarrow \mathbb{R}$ is some smooth function. Consider the sublevel set, or, lower excursion set,

$$\mathbb{M}_{f \leq r} := \{x \in \mathbb{M} \mid f(x) \leq r\} = f^{-1}((-\infty, r]). \tag{2.1}$$

It is of interest to note that for certain classes of smooth functions, the topology of \mathbb{M} can be approached by studying the geometry of the function.

To be more precise, for some smooth $f : \mathbb{M} \rightarrow \mathbb{R}$, consider a point $p \in \mathbb{M}$ where in local coordinates the derivative vanishes, $\partial f / \partial x_1 = 0, \dots, \partial f / \partial x_d = 0$. Then that point is called a *critical point*, and the evaluation $f(p)$ is called a *critical value*. A critical point $p \in \mathbb{M}$ is called *non-degenerate* if the Hessian $(\partial^2 f / \partial_i \partial_j)$ is nonsingular. Such functions are called *Morse functions*. Later we will see that differentiability is not needed when approached homologically.

The geometry of Morse functions can completely characterize the topology of \mathbb{M} by the way in which topological characteristics of sublevel sets (2.1) change at critical points. Indeed classical Morse theory tells us that the homotopy type of (2.1) is characterized by attaching a cell whose dimension is determined by the number of negative eigenvalues of the Hessian at a critical point to the boundary of the set (2.1) at the critical point. This indeed is a pathway that connects geometry with topology, and one in which we shall also use to bridge statistics. Some background material in topology and Morse theory is provided in Appendix A and Appendix B.

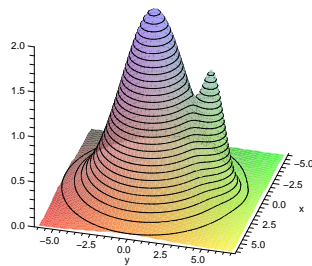


Figure 1: A mixture of two bump functions and various contours below which are the sublevel sets.

As motivation let us consider a real valued function f that is a mixture of two bump functions on the disk of radius 10 in \mathbb{R}^2 , see Figure 1.

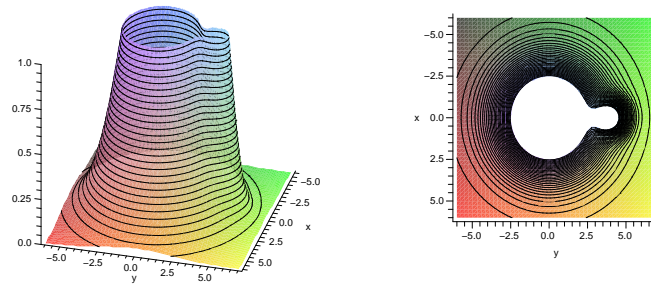


Figure 2: The sublevel set at $r = 1$ has one hole.

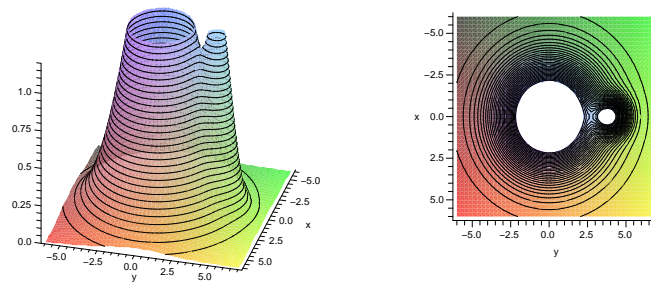


Figure 3: The sublevel set at $r = 1.2$ has two holes.

In this example, the maximum of f equals 2, so $\mathbb{M}_{f \leq 2} = \mathbb{M}$. This sublevel set is the disk and therefore has no interesting topology since the disk is contractible. In contrast, consider the sublevel sets when $r = 1, 1.2,$ and 1.5 (see Figures 2, 3 and 4).

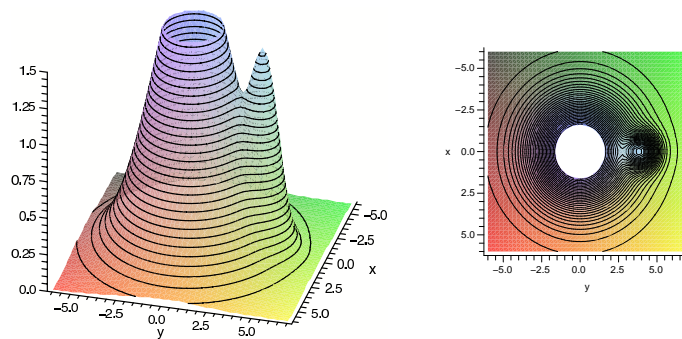


Figure 4: The sublevel set at $r = 1.5$ has one hole.

In these cases, the sublevel sets $\mathbb{M}_{f \leq r}$ have non-trivial topology, namely one, two and one hole(s) respectively, each of whose boundaries is one-dimensional. This topology is detected algebraically by the first integral homology group $H_1(\mathbb{M}_{f \leq r})$ which will be referred to as the homology of degree 1 at level r . This group enumerates the topologically distinct cycles in the sublevel set. In the first and third cases, for each integer $z \in \mathbb{Z}$, there is a cycle which wraps around the hole z times. We have $H_1(\mathbb{M}_{f \leq r}) = \mathbb{Z}$. In the second case, we have two generating non-trivial cycles and so $H_1(\mathbb{M}_{f \leq r}) = \mathbb{Z} \oplus \mathbb{Z}$. For a review of homology the reader can consult Appendix A for some discussions.

2.1 Persistent topology

Edelsbrunner, Letscher and Zomorodian [10] and Zomorodian and Carlsson [33] provide a computational procedure for determining how the homology persists as the level r changes. In the above example there are two persistent homology classes (defined below). One class is born when $r = 1.1$, the first sublevel set that has two holes, and dies at $r = 1.4$ the first sublevel set for which the second hole disappears. The other class is born at $r = 0$ and persists until $r = 2$. Thus the persistent homology can be completely described by the two ordered pairs $\{(1.1, 1.4), (0, 2)\}$. This is called the *reduced persistence diagram* (defined below) of f , denoted $\bar{\mathcal{D}}(f)$. For a persistent homology class described by (a, b) , call $b - a$ its *lifespan*. From the point of view of an experimentalist, a long-lived persistent homology is evidence of a significant feature in the data, while a short-lived one is likely to be an artifact.

We now give some precise definitions.

Definition 2.1. Let k be a nonnegative integer. Given $f : \mathbb{M} \rightarrow \mathbb{R}$ and $a \leq b \in \mathbb{R}$ the inclusion of sublevel sets $i_a^b : \mathbb{M}_{f \leq a} \hookrightarrow \mathbb{M}_{f \leq b}$ induces a map on homology

$$H_k(i_a^b) : H_k(\mathbb{M}_{f \leq a}) \rightarrow H_k(\mathbb{M}_{f \leq b}).$$

The image of $H_k(i_a^b)$ is the persistent homology group from a to b . Let β_a^b be its dimension. This counts the independent homology classes which are born by time a and die after time b .

Call a real number a a *homological critical value* of f if for all sufficiently small $\epsilon > 0$ the map $H_k(i_{a-\epsilon}^{a+\epsilon})$ is not an isomorphism. Call f *tame* if it has finitely many homological critical values, and for each $a \in \mathbb{R}$, $H_k(\mathbb{M}_{f \leq a})$ is finite dimensional. In particular, any Morse function on a compact manifold is tame.

Assume that f is tame. Choose ϵ smaller than the distance between any two homological critical values. For each pair of homological critical values $a < b$, we define their *multiplicity* μ_a^b which we interpret as the number of independent homology classes that are born at a and die at b . We count the homology classes born by time $a + \epsilon$ that die after time $b - \epsilon$. Among these subtract those born by $a - \epsilon$ and subtract those that die after $b + \epsilon$. This double counts those born by $a - \epsilon$ that die after $b + \epsilon$, so we add them back. That is,

$$\mu_a^b = \beta_{a+\epsilon}^{b-\epsilon} - \beta_{a-\epsilon}^{b-\epsilon} - \beta_{a+\epsilon}^{b+\epsilon} + \beta_{a-\epsilon}^{b+\epsilon}.$$

The persistent homology of f may be encoded as follows. The *reduced persistence diagram* of f , $\bar{\mathcal{D}}(f)$, is the multiset of pairs (a, b) together with their multiplicities μ_a^b . We call this a diagram since it is convenient to plot these points on the plane. We will see that it is useful to add homology classes which are born and die at the same time. Let the *persistence diagram* of f , $\mathcal{D}(f)$, be given by the union of $\bar{\mathcal{D}}(f)$ and $\{(a, a)\}_{a \in \mathbb{R}}$ where each (a, a) has infinite multiplicity.

2.2 Bottleneck distance

Cohen–Steiner, Edelsbrunner and Harer [6] introduced the following metric on the space of persistence diagrams. This metric is called the *bottleneck distance* and it bounds the Hausdorff distance. It is given by

$$d_B(\mathcal{D}(f), \mathcal{D}(g)) = \inf_{\gamma} \sup_{p \in \mathcal{D}(f)} \|p - \gamma(p)\|_{\infty}, \tag{2.2}$$

where the infimum is taken over all bijections $\gamma : \mathcal{D}(f) \rightarrow \mathcal{D}(g)$ and $\|\cdot\|_{\infty}$ denotes supremum–norm over sets.

For example, let f be the function considered at the start of this section. Let g be a unimodal, radially-symmetric function on the same domain with maximum 2.2 at the origin and minimum 0. We showed that $\bar{\mathcal{D}}(f) = \{(1.1, 1.4), (0, 2)\}$. Similarly, $\bar{\mathcal{D}}(g) = (0, 2.2)$. The bottleneck distance is achieved by the bijection γ which maps $(0, 2)$ to $(0, 2.2)$ and $(1.1, 1.4)$ to $(1.25, 1.25)$ and is the identity on all ‘diagonal’ points (a, a) . Since the diagonal points have infinite multiplicity this is a bijection. Thus, $d_B(\mathcal{D}(f), \mathcal{D}(g)) = 0.2$.

In [6], the following result is proven:

$$d_B(\mathcal{D}(f), \mathcal{D}(g)) \leq \|f - g\|_{\infty} \tag{2.3}$$

where $f, g : \mathbb{M} \rightarrow \mathbb{R}$ are tame functions and $\|\cdot\|_{\infty}$ denotes sup–norm over functions.

2.3 Connection to Statistics

It is apparent that most articles on persistent topology do not as of yet incorporate statistical foundations although they do observe them heuristically. One approach that combines topology and statistics is that of Niyogi, Smale and Weinberger [25]. They calculate how much data is needed to guarantee recovery of the underlying topology of the data. A drawback of their technique is that it supposes that the size of the smallest features of the data is known *a priori*. To date the most comprehensive parametric statistical approach is contained in Bubenik and Kim [4]. In this paper, the unknown probability distribution is assumed to belong to a parametric family of distributions. The data is then used to estimate the level so as to recover the persistent topology of the underlying distribution.

As far as we are aware no statistical foundation for the nonparametric case has been formulated although [6] provide the topological machinery for making a concrete statistical connection. In particular, persistent homology of a function is encoded in its reduced persistence diagram. A metric on the space of persistence diagrams between two functions is available which bounds the Hausdorff distance and this in turn is bounded by the sup–norm distance between the two functions. Thus by viewing one function as the parameter, while the other is viewed as its estimator, the asymptotic sup–norm risk bounds the expected Hausdorff distance thus making a formal nonparametric statistical connection. This in turn lays down a framework for topologically classifying clusters in high dimensions.

3 Nonparametric regression on manifolds

Consider the following nonparametric regression problem

$$y = f(x) + \varepsilon, \quad x \in \mathbb{M}, \tag{3.1}$$

where \mathbb{M} is a d –dimensional compact Riemannian manifold, $f : \mathbb{M} \rightarrow \mathbb{R}$ is the regression function and ε is a normal random variable with mean zero and variance $\sigma^2 > 0$.

For a given sample $(y_1, x_1), \dots, (y_n, x_n)$, let \tilde{f} be an estimator of f based on the regression model (3.1). We will assess the estimator’s performance by the sup–norm loss:

$$\| \tilde{f} - f \|_\infty = \sup_{x \in \mathbb{M}} | \tilde{f}(x) - f(x) |. \tag{3.2}$$

Furthermore, we will take as the parameter space, $\Lambda(\beta, L)$, the class of Hölder functions

$$\Lambda(\beta, L) = \{ f : \mathbb{M} \rightarrow \mathbb{R} \mid |f(x) - f(z)| \leq L\rho(x, z)^\beta, x, z \in \mathbb{M} \}, \tag{3.3}$$

where $0 < \beta \leq 1$ and ρ is the Riemannian metric on \mathbb{M} , i.e., $\rho(x, z)$ is the geodesic length (determined by the metric tensor) between $x, z \in \mathbb{M}$.

For $w(u)$, a continuous non-decreasing function which increases no faster than a power of its argument as $u \rightarrow \infty$ with $w(0) = 0$, we define the sup-norm minimax risk by

$$r_n(w, \beta, L) = \inf_{\tilde{f}} \sup_{f \in \Lambda(\beta, L)} \mathbb{E} w(\psi_n^{-1} \|\tilde{f} - f\|_\infty), \quad (3.4)$$

where the $\psi_n \rightarrow 0$ is the sup-norm minimax rate, as $n \rightarrow \infty$, and \mathbb{E} denotes expectation with respect to (3.1).

3.1 Asymptotic equidistance on manifolds

Consider a set of points $z_i \in \mathbb{M}$, $i = 1, \dots, m$. We will say that the set of points is asymptotically equidistant if

$$\inf_{i \neq j} \rho(z_i, z_j) \sim \frac{\text{vol} \mathbb{M}}{m} \quad (3.5)$$

as $m \rightarrow \infty$ for all $i, j = 1, \dots, m$, where for two real sequences $\{a_m\}$ and $\{b_m\}$, $a_m \sim b_m$ will mean $|a_m/b_m| \rightarrow 1$ as $m \rightarrow \infty$. This implies that

$$\frac{\max_j \min_{i \neq j} \rho(z_i, z_j)}{\min_j \min_{i \neq j} \rho(z_i, z_j)} \sim 1, \quad (3.6)$$

as $m \rightarrow \infty$. It will be assumed throughout that the manifold admits a collection of asymptotically equidistant points. This is certainly true for the sphere (in any dimension), and will be true for all compact Riemannian manifolds since the injectivity radius is strictly positive. We note that Pelletier [27] makes use of this condition as well.

We will need the following constants

$$C_0 = L^{d/(2\beta+d)} \left(\frac{\sigma^2 \text{vol} \mathbb{M} (\beta + d) d^2}{\text{vol} \mathbb{S}^{d-1} \beta^2} \right)^{\beta/(2\beta+d)}, \quad (3.7)$$

$$\psi_n = \left(\frac{\log n}{n} \right)^{\beta/(2\beta+d)}, \quad (3.8)$$

where ‘vol’ denotes the volume of the object in question, \mathbb{S}^{d-1} is the $(d - 1)$ -dimensional unit sphere with $\text{vol} \mathbb{S}^{d-1} = 2\pi^{d/2}/\Gamma(d/2)$ where Γ is the gamma function.

Define the geodesic ball of radius $r > 0$ centered at $z \in \mathbb{M}$ by

$$B_z(r) = \{x \in \mathbb{M} \mid \rho(x, z) \leq r\} \quad (3.9)$$

We have the following result whose proof will be detailed in Section 6.1

Lemma 3.1. *Let $z_i \in \mathbb{M}$, $i = 1, \dots, m$, be asymptotically equidistant. Let $\lambda = \lambda(m)$ be the largest number such that $\bigcup_{i=1}^m \overline{B}_{z_i}(\lambda^{-1}) = \mathbb{M}$, where $\overline{B}_{z_i}(\lambda^{-1})$ is the closure of the geodesic ball of radius λ^{-1} around z_i . Then there is a $C_1 > 0$ such that $\limsup_{m \rightarrow \infty} m\lambda(m)^{-d} \leq C_1$.*

3.2 An estimator

Fix a $\delta > 0$ and let

$$m = \left\lceil C_1 \left(\frac{L(2\beta + d)}{\delta C_0 d \psi_n} \right)^{d/\beta} \right\rceil$$

where C_1 is a sufficiently large constant from Lemma 3.1, hence $m \leq n$ and $m \rightarrow \infty$ when $n \rightarrow \infty$ and for $s \in \mathbb{R}$, $[s]$ denotes the greatest integer part.

For the design points $\{x_i : i = 1, \dots, n\}$ on \mathbb{M} , assume that $\{x_{i_j} \in \mathbb{M}, j = 1, \dots, m\}$ is an asymptotically equidistant subset on \mathbb{M} . Let $A_j, j = 1, \dots, m$, be a partition of \mathbb{M} such that A_j is the set of those $x \in \mathbb{M}$ for which x_{i_j} is the closest point in the subset $\{x_{i_1}, \dots, x_{i_m}\}$. Thus

$$A_j = \left\{ x \in \mathbb{M} \mid \rho(x_{i_j}, x) = \min_{k=1, \dots, m} \{\rho(x_{i_k}, x)\} \right\}, \quad (3.10)$$

$j = 1, \dots, m$.

Let $A_j, j = 1, \dots, m$ be as in (3.10) and define $1_{A_j}(x)$ to be the indicator function on the set A_j and consider the estimator

$$\hat{f}(x) = \sum_{j=1}^m \hat{a}_j 1_{A_j}(x), \quad (3.11)$$

where for $L > 0, 0 < \beta \leq 1$,

$$\hat{a}_j = \frac{\sum_{i=1}^n K_{\kappa, x_{i_j}}(x_i) y_i}{\sum_{i=1}^n K_{\kappa, x_{i_j}}(x_i)},$$

$$K_{\kappa, x_{i_j}}(\omega) = (1 - (\kappa \rho(x_{i_j}, \omega))^\beta)_+,$$

$$\kappa = \left(\frac{C_0 \psi_n}{L} \right)^{-1/\beta},$$

and $s_+ = \max(s, 0)$, $s \in \mathbb{R}$. We remark that when m is sufficiently large hence κ is also large, the support set of $K_{\kappa, x_{i_j}}(\omega)$ is the closed geodesic ball $\overline{B}_{x_{i_j}}(\kappa^{-1})$ around x_{i_j} for $j = 1, \dots, m$.

4 Main Results

We now state the main results of this paper. The first result provide an upper bound for the estimator (3.11), where the function $w(u)$ satisfies $w(0) = 0$, $w(u) = w(-u)$, $w(u)$ does not decrease, and $w(u)$ increases not faster than a power as $u \rightarrow \infty$.

Theorem 4.1. *For the regression model (3.1) and the estimator (3.11), we have*

$$\sup_{f \in \Lambda(\beta, L)} \mathbb{E} w \left(\psi_n^{-1} \left\| \hat{f} - f \right\|_{\infty} \right) \leq w(C_0),$$

as $n \rightarrow 0$, where $\psi_n = (n^{-1} \log n)^{\beta/(2\beta+d)}$.

We have the asymptotic minimax result for the sup–norm risk.

Theorem 4.2. *For the regression model (3.1)*

$$\lim_{n \rightarrow \infty} r_n(w, \beta, L) = w(C_0).$$

In particular, we have the immediate result.

Corollary 4.3. *For the regression model (3.1) and the estimator (3.11),*

$$\sup_{f \in \Lambda(\beta, L)} \mathbb{E} \left\| \hat{f} - f \right\|_{\infty} \sim C_0 \left(\frac{\log n}{n} \right)^{\beta/(2\beta+d)}$$

as $n \rightarrow \infty$.

We note that the above generalizes earlier one-dimensional results of Korostelev [20], and Korostelev and Nussbaum [21], where the domain is the unit interval. Klemelä [18] generalizes this result to higher dimensional unit spheres.

Now that a sharp sup–norm minimax estimator has been found we would like to see how we can use this for topological data analysis. The key is the sup–norm bound on the bottleneck distance for persistence diagrams. In particular, for the regression function f in (3.1) and \hat{f} the estimator (3.11), we have the persistence diagram $\mathcal{D}(f)$ as well as an estimator of the persistence diagram $\mathcal{D}(\hat{f})$. Using the results of Section 2.2, and in particular (2.3), we have

$$d_B \left(\mathcal{D}(\hat{f}), \mathcal{D}(f) \right) \leq \left\| \hat{f} - f \right\|_{\infty}. \tag{4.1}$$

Let $\Lambda_t(\beta, L)$ denote the subset of tame functions in $\Lambda(\beta, L)$. By corollary 4.3, the following result is immediate.

Corollary 4.4. *For the nonparametric regression model (3.1), let \hat{f} be defined by (3.11).*

Then for $0 < \beta \leq 1$ and $L > 0$,

$$\sup_{f \in \Lambda_t(\beta, L)} \mathbb{E} d_B \left(\mathcal{D}(\hat{f}), \mathcal{D}(f) \right) \leq L^{d/(2\beta+d)} \left(\frac{\sigma^2 \text{vol } \mathbb{M}(\beta + d) d^2}{\text{vol } \mathbb{S}^{d-1} \beta^2} \frac{\log n}{n} \right)^{\beta/(2\beta+d)}$$

as $n \rightarrow 0$.

5 Discussion

To calculate the persistence diagrams of the sublevel sets of \widehat{f} , we suggest that because of the way \widehat{f} is constructed, we can calculate its persistence diagrams using a triangulation, \mathcal{T} of the manifold in question.

We can then filter \mathcal{T} using \widehat{f} as follows. Let $r_1 \leq r_2 \leq \dots \leq r_m$ be the ordered list of values of \widehat{f} on the vertices of the triangulation. For $1 \leq i \leq m$, let \mathcal{T}_i be the subcomplex of \mathcal{T} containing all vertices v with $\widehat{f}(v) \leq r_i$ and all edges whose boundaries are in \mathcal{T}_i and all faces whose boundaries are in \mathcal{T}_i . We obtain the following filtration of \mathcal{T} ,

$$\phi = \mathcal{T}_0 \subseteq \mathcal{T}_1 \subseteq \mathcal{T}_2 \subseteq \dots \subseteq \mathcal{T}_m = \mathcal{T}.$$

Because the critical points of \widehat{f} only occur at the vertices of \mathcal{T} , Morse theory guarantees that the persistent homology of the sublevel sets of \widehat{f} equals the persistent homology of the above filtration of \mathcal{T} .

Using the software Plex, [9], we calculate the persistent homology, in degrees 0, 1, 2, ..., d of the triangulation \mathcal{T} filtered according to the estimator. Since the data will be d -dimensional, we do not expect any interesting homology in higher degrees, and in fact, most of the interesting features would occur in the lower degrees.

A demonstration of this is provided in [5] for brain image data, where the topology of cortical thickness in an autism study takes place. The persistent homology, in degrees 0, 1 and 2 is calculated for 27 subjects. Since the data is two-dimensional, we do not expect any interesting homology in higher degrees. For an initial comparison of the autistic subjects and control subjects, we take the union of the persistence diagrams, see Fig. 4 in [5] page 392. We note the difference in the topological structures as seen through the persistent homologies between the autistic and control group, particularly, as we move away from the diagonal line. A test using concentration pairings reveal group differences.

6 Proofs

Our proofs will use the ideas from [18] and [20].

6.1 Upper Bound

We first prove the earlier lemma.

Proof of Lemma 3.1. Let $(\mathcal{U}, (x^i))$ be any normal coordinate chart centered at x_i , then the components of the metric at x_i are $g_{ij} = \delta_{ij}$, so $\sqrt{|g_{ij}(x_i)|} = 1$, see [22]. Consequently,

$$\begin{aligned} \text{vol}(\overline{B}_{x_i}(\lambda^{-1})) &= \int_{B(\lambda^{-1})} \sqrt{|g_{ij}(\exp_{x_i}(x))|} dx \\ &= \sqrt{|g_{ij}(\exp_{x_i}(t))|} \int_{B(\lambda^{-1})} dx \\ &\sim \text{vol}(\mathbb{B}(\lambda^{-1})) \\ &= \text{vol}(\mathbb{B}(1))\lambda^{-d} \\ &= \text{vol}(\mathbb{S}^{d-1})\lambda^{-d}/d. \end{aligned}$$

The first line uses the integration transformation, where $\exp_{x_i} : B(\lambda^{-1}) \rightarrow \overline{B}_{x_i}(\lambda^{-1})$ is the exponential map from the tangent space $\text{TM}_{x_i} \rightarrow \mathbb{M}$. The second line uses the integral mean value theorem and r is the radius from the origin to point x in the Euclidean ball $\mathbb{B}(\lambda^{-1})$. The third line is asymptotic as $\lambda \rightarrow \infty$ and uses the fact that $|g_{ij}(\exp_{x_i}(t))| \rightarrow 1$ when $\lambda \rightarrow \infty$. In the fourth line $\text{vol}(\mathbb{B}(1))$ is the volume of d -dimensional Euclidean unit ball. The last line uses the fact $\text{vol}(\mathbb{B}(1)) = \text{vol}(\mathbb{B}^{d-1})/d$.

Let $\lambda' = \lambda'(m) > 0$ be the smallest number such that $\overline{B}_{x_i}((\lambda')^{-1})$ are disjoint. Then

$$\lambda^{-1} = c(m) \times (\lambda')^{-1}$$

where $c(m) > 1$ and $c(m) \rightarrow 1$ as $m \rightarrow \infty$. Consequently

$$\text{vol}(\mathbb{M}) \geq \sum_{i=1}^m \text{vol}(\overline{B}_{x_i}((\lambda')^{-1})) \sim m \text{vol}(\mathbb{S}^{d-1})(\lambda')^{-d}/d.$$

Thus

$$\limsup_{m \rightarrow \infty} m\lambda(m)^{-d} = \limsup_{m \rightarrow \infty} c(m)^d m(\lambda')^{-d} \leq \frac{d \text{vol}(\mathbb{M})}{\text{vol}(\mathbb{S}^{d-1})}.$$

□

We now calculate the asymptotic variance of \hat{a}_j for $j = 1, \dots, m$. Let

$$M = \left[\frac{n \text{vol}(\overline{B}_{x_{i_j}}(\kappa^{-1}))}{\text{vol}(\mathbb{M})} \right]$$

$$\begin{aligned}
 \text{var}(\hat{a}_j) &= \frac{\sigma^2 \sum_{i=1}^n K_{\kappa, x_{i_j}}^2(x_i)}{(\sum_{i=1}^n K_{\kappa, x_{i_j}}(x_i))^2} \\
 &\sim \frac{\sigma^2 \text{vol}(\overline{B}_{x_{i_j}}(\kappa^{-1})) \int_{\overline{B}_{x_{i_j}}(\kappa^{-1})} (1 - (\kappa\rho(x_{i_j}, \omega))^\beta)^2 d\omega}{M(\int_{\overline{B}_{x_{i_j}}(\kappa^{-1})} (1 - (\kappa\rho(x_{i_j}, \omega))^\beta) d\omega)^2} \\
 &= \frac{\sigma^2 \text{vol}(\overline{B}_{x_{i_j}}(\kappa^{-1})) \int_{B(\kappa^{-1})} (1 - (\kappa r)^\beta)^2 \sqrt{|g_{ii_j}(\exp_{x_{i_j}}(x))|} dx}{M(\int_{B(\kappa^{-1})} (1 - (\kappa r)^\beta) \sqrt{|g_{ii_j}(\exp_{x_{i_j}}(x))|} dx)^2} \\
 &= \frac{\sigma^2 \text{vol}(\overline{B}_{x_{i_j}}(\kappa^{-1})) \sqrt{|g_{ii_j}(\exp_{x_{i_j}}(t))|} \int_0^{\kappa^{-1}} \int_0^\pi \cdots \int_0^\pi \int_0^{2\pi} (1 - (\kappa r)^\beta)^2 r^{d-1} dr d\sigma_{d-1}}{M |g_{ii_j}(\exp_{x_{i_j}}(t))| (\int_0^{\kappa^{-1}} \int_0^\pi \cdots \int_0^\pi \int_0^{2\pi} (1 - (\kappa r)^\beta)^2 r^{d-1} dr d\sigma_{d-1})^2} \\
 &\sim \frac{\sigma^2 \text{vol}(\overline{B}_{x_{i_j}}(\kappa^{-1})) d \text{vol}(\mathbb{B}^d) \int_0^{\kappa^{-1}} (1 - (\kappa r)^\beta)^2 r^{d-1} dr}{M d^2 \text{vol}(\mathbb{B}^d)^2 (\int_0^{\kappa^{-1}} (1 - (\kappa r)^\beta) r^{d-1} dr)^2} \\
 &= \sigma^2 \kappa^d \frac{\text{vol}(\mathbb{M}) 2d(\beta + d)}{n \text{vol}(\mathbb{S}^{d-1}) (2\beta + d)}
 \end{aligned}$$

as $n \rightarrow \infty$, where $d\sigma_{d-1}$ is the spherical measure on \mathbb{S}^{d-1} .

Lemma 6.1.

$$\lim_{n \rightarrow \infty} \mathbb{P} \left(\psi_n^{-1} \|\hat{f}_n - \mathbb{E}\hat{f}_n\|_\infty > (1 + \delta) C_0 \frac{2\beta}{2\beta + d} \right) = 0$$

Proof. Denote $Z_n(x) = \hat{f}_n(x) - \mathbb{E}\hat{f}_n(x)$. Define

$$D_n^2 = \text{var}(\psi_n^{-1} Z_n(x_j)) = \psi_n^{-2} \text{var}(\hat{a}_j) \sim \frac{2\beta^2 C_0^2}{d(2\beta + d) \log n}.$$

Denote $y = (1 + \delta) C_0 2\beta / (2\beta + d)$. Then

$$\frac{y^2}{D_n^2} = \frac{2d(1 + \delta)^2 \log n}{2\beta + d}.$$

For sufficiently large n , $Z_n(x_j) \sim N(0, \psi_n^2 D_n^2)$, hence

$$\begin{aligned}
 \mathbb{P}(\|\psi_n^{-1} Z_n\|_\infty > y) &\leq \mathbb{P}\left(\max_{i=1, \dots, m} \psi_n^{-1} |Z_n(x_j)| > y\right) \\
 &\leq m \mathbb{P}\left(D_n^{-1} \psi_n^{-1} |Z_n(x_j)| > \frac{y}{D_n}\right) \\
 &\leq m \exp\left\{-\frac{1}{2} \frac{y^2}{D_n^2}\right\} \\
 &= m \exp\left\{-\frac{d(1 + \delta)^2 \log n}{2\beta + d}\right\} \\
 &= n^{-d((1+\delta)^2 - 1)/(2\beta + d)} (\log n)^{-d/(2\beta + d)} D_n \left(\frac{L(2\beta + d)}{\delta C_0 d}\right)^{d/\beta},
 \end{aligned}$$

as $n \rightarrow \infty$. □

Lemma 6.2.

$$\limsup_{n \rightarrow \infty} \sup_{f \in \Lambda(\beta, L)} \psi_n^{-1} \|f - \mathbb{E} \hat{f}_n\|_\infty \leq (1 + \delta) C_0 \frac{d}{2\beta + d}$$

Proof. We note that

$$\begin{aligned} \|f - \mathbb{E} \hat{f}\|_\infty &= \max_{j=1, \dots, m} \sup_{x \in A_j} |f(x) - \mathbb{E} \hat{f}(x)| \\ &\leq \max_{j=1, \dots, m} \sup_{x \in A_j} \left(|f(x) - f(x_j)| + |\mathbb{E} \hat{f}(x_j) - f(x_j)| \right) \\ &\leq \max_{j=1, \dots, m} \left(|\mathbb{E} \hat{f}(x_j) - f(x_j)| + L \sup_{x \in A_j} \rho(x, x_j)^\beta \right). \end{aligned}$$

When m is sufficiently large, $A_j \subset \overline{B}_{x_j}(\lambda^{-1})$, hence by Lemma 3.1

$$\limsup_{n \rightarrow \infty} \sup_{x \in A_j} \rho(x, x_j) \leq \limsup_{n \rightarrow \infty} \lambda^{-1} \leq \limsup_{n \rightarrow \infty} \left(\frac{C_1}{m} \right)^{1/d}.$$

Thus

$$\limsup_{n \rightarrow \infty} \sup_{x \in A_j} \psi_n^{-1} \rho(x, x_j)^\beta \leq \limsup_{n \rightarrow \infty} \psi_n^{-1} \left(\frac{C_1}{m} \right)^{\beta/d} \leq \frac{\delta C_0 d}{L(2\beta + d)}.$$

For $j = 1, \dots, m$,

$$\begin{aligned} |\mathbb{E} \hat{f}(x_{i_j}) - f(x_{i_j})| &= |E \hat{a}_j - f(x_{i_j})| \\ &= \left| \frac{\sum_{j=1}^m K_{\kappa, x_i}(x_{i_j}) f(x_{i_j})}{\sum_{j=1}^m K_{\kappa, x_i}(x_{i_j})} - f(x_i) \right| \\ &\leq \frac{\sum_{j=1}^m K_{\kappa, x_i}(x_{i_j}) |f(x_{i_j}) - f(x_i)|}{\sum_{j=1}^m K_{\kappa, x_i}(x_{i_j})} \\ &\leq \frac{L \int_{\overline{B}_{x_i}(\kappa^{-1})} (1 - (\kappa \rho(x_i, \omega))^\beta) \rho(x_i, \omega)^\beta d\omega}{\int_{\overline{B}_{x_i}(\kappa^{-1})} (1 - (\kappa \rho(x_i, \omega))^\beta) d\omega} \\ &\sim \frac{L}{\kappa^\beta} \frac{d}{2\beta + d} \\ &= C_0 \psi_n \frac{d}{2\beta + d} \end{aligned}$$

as $n \rightarrow \infty$. □

Proof of the upper bound.

$$\begin{aligned} &\lim_{n \rightarrow \infty} \mathbb{P} \left(\psi_n^{-1} \|\hat{f} - f\|_\infty > (1 + \delta) C_0 \right) \\ &\leq \lim_{n \rightarrow \infty} \mathbb{P} \left(\psi_n^{-1} \|\hat{f} - \mathbb{E} \hat{f}\|_\infty + \psi_n^{-1} \|\mathbb{E} \hat{f} - f\|_\infty > (1 + \delta) C_0 \right) \\ &\leq \lim_{n \rightarrow \infty} \mathbb{P} \left(\psi_n^{-1} \|\hat{f} - \mathbb{E} \hat{f}\|_\infty + (1 + \delta) C_0 \frac{d}{2\beta + d} > (1 + \delta) C_0 \right) \\ &= \lim_{n \rightarrow \infty} \mathbb{P} \left(\psi_n^{-1} \|\hat{f} - \mathbb{E} \hat{f}\|_\infty > (1 + \delta) C_0 \frac{2\beta}{2\beta + d} \right) = 0 \end{aligned}$$

the second inequality uses Lemma 6.2 and the last line uses Lemma 6.1.

Let g_n be the density function of $\psi_n^{-1} \|\hat{f}_n - f\|_\infty$, then

$$\begin{aligned} & \limsup_{n \rightarrow \infty} \mathbb{E} w^2(\psi_n^{-1} \|\hat{f}_n - f\|_\infty) \\ &= \limsup_{n \rightarrow \infty} \left(\int_0^{(1+\delta)C_0} w^2(x) g_n(x) dx + \int_{(1+\delta)C_0}^\infty w^2(x) g_n(x) dx \right) \\ &\leq w^2((1+\delta)C_0) + \limsup_{n \rightarrow \infty} \int_{(1+\delta)C_0}^\infty x^\alpha g_n(x) dx \\ &= w^2((1+\delta)C_0) \\ &\leq B < \infty \end{aligned}$$

where the constant B does not depend on f , the third lines uses the assumption on the power growth and non-decreasing property of the loss function $w(u)$. Using the Cauchy-Schwartz inequality, we have

$$\begin{aligned} & \limsup_{n \rightarrow \infty} \mathbb{E} w(\psi_n^{-1} \|\hat{f}_n - f\|_\infty) \\ &\leq w((1+\delta)C_0) \limsup_{n \rightarrow \infty} \mathbb{P} \left(\psi_n^{-1} \|\hat{f}_n - f\|_\infty \leq (1+\delta)C_0 \right) \\ &+ \limsup_{n \rightarrow \infty} \left\{ \mathbb{E} w^2(\psi_n^{-1} \|\hat{f}_n - f\|_\infty) \mathbb{P}(\psi_n^{-1} \|\hat{f}_n - f\|_\infty > (1+\delta)C_0) \right\}^{1/2} \\ &= w((1+\delta)C_0). \end{aligned}$$

□

6.2 The lower bound

We now prove the lower bound result on \mathbb{M} .

Lemma 6.3. *For sufficiently large κ , let $N = N(\kappa)$ be such that $N \rightarrow \infty$ when $\kappa \rightarrow \infty$ and $x_i \in \mathbb{M}, i = 1, \dots, N$, be such that x_i are asymptotically equidistant, and such that $\overline{B}_{x_i}(\kappa^{-1})$ are disjoint. There is a constant $0 < D < \infty$ such that*

$$\liminf_{\kappa \rightarrow \infty} N(\kappa) \kappa^{-d} \geq D. \tag{6.1}$$

Proof. Let $\kappa' > 0$ be the largest number such that $\bigcup_{i=1}^{N(\kappa)} \overline{B}_{x_i}((\kappa')^{-1}) = \mathbb{M}$. Then

$$(\kappa')^{-1} = c(\kappa) \times \kappa^{-1}$$

where $c(\kappa) > 1$ and $c(\kappa) \rightarrow \text{const.} \geq 1$ as $\kappa \rightarrow \infty$.

$$\text{vol}(\mathbb{M}) \leq \sum_{i=1}^N \text{vol}(\overline{B}_{x_i}((\kappa')^{-1})) \sim N \text{vol}(\mathbf{S}^{d-1})(\kappa')^{-d}/d$$

Thus

$$\liminf_{\kappa \rightarrow \infty} N(\kappa)\kappa^{-d} = \liminf_{\kappa \rightarrow \infty} c(\kappa)^{-d}N(\kappa')^{-d} \geq \text{const.} \times \frac{d \text{vol}(\mathbb{M})}{\text{vol}(\mathbf{S}^{d-1})}.$$

□

Let $J_{\kappa,x} : \mathbb{M} \rightarrow \mathbf{R}$,

$$J_{\kappa,x} = L\kappa^{-\beta}K_{\kappa,x}(x) = L\kappa^{-\beta}(1 - (\kappa d(x, x))^\beta)_+,$$

where $\kappa > 0, x \in \mathbb{M}$. Let $N = N(\kappa)$ be the greatest integer such that there exists observations $x_i \in \mathbb{M}, i = 1, \dots, N$ (with possible relabeling) in the observation set $\{x_i, i = 1, \dots, n\}$ such that the functions J_{κ,x_i} have disjoint supports. From (6.1)

$$\liminf_{\kappa \rightarrow \infty} N(\kappa)\kappa^{-d} \geq \text{const.}$$

Let

$$\mathcal{C}(\kappa, \{x_i\}) = \left\{ \sum_{i=1}^N \theta_i J_{\kappa,x_i} : |\theta_i| \leq 1, i = 1, \dots, N \right\}$$

where $\mathcal{C}(\kappa, \{x_i\}) \subset \Lambda(\beta, L)$ when $0 < \beta \leq 1$. The complete class of estimators for estimating $f \in \mathcal{C}(\kappa, \{x_i\})$ consists of all of the form

$$\hat{f}_n = \sum_{i=1}^N \hat{\theta}_i J_{\kappa,x_i} \tag{6.2}$$

where $\hat{\theta}_i = \delta_i(z_1, \dots, z_N), i = 1, \dots, N$, and

$$z_i = \frac{\sum_{j=1}^n J_{\kappa,x_i}(x_j)y_j}{\sum_{j=1}^n J_{\kappa,x_i}^2(x_j)}.$$

When \hat{f}_n is of the form (6.2) and $f \in \mathcal{C}(\kappa, \{x_i\})$ then

$$\begin{aligned} \|\hat{f}_n - f\|_\infty &\geq \max_{i=1, \dots, N} |\hat{f}_n(x_i) - f(x_i)| \\ &= |J_{\kappa,x_1}(x_1)| \|\hat{\theta} - \theta\|_\infty \\ &= L\kappa^{-\beta} \|\hat{\theta} - \theta\|_\infty \end{aligned}$$

Hence

$$\begin{aligned} r_n &\geq \inf_{\hat{f}_n} \sup_{f \in \mathcal{C}(\kappa, \{x_i\})} \mathbb{E}w(\psi_n^{-1} \|\hat{f}_n - f\|_\infty) \\ &\geq \inf_{\hat{\theta}} \sup_{|\theta_i| \leq 1} \mathbb{E}w(\psi_\varepsilon^{-1} L\kappa^{-\beta} \|\hat{\theta} - \theta\|_\infty), \end{aligned}$$

Where the expectation is with respect to a multivariate normal distribution with mean vector θ and the variance-covariance matrix $\sigma_N^2 \mathbf{I}_N$, where \mathbf{I}_N is the $N \times N$ identity matrix and $\sigma_N^2 = \text{var}(z_1) = \sigma^2 / \sum_{j=1}^N J_{\kappa, x_i}^2(x_j)$.

Fix a small number δ such that $0 < \delta < 2$ and

$$C'_0 = L^{d/(2\beta+d)} \left(\frac{(2-\delta)\text{vol}(\mathbb{M})(\beta+d)d^2}{2\text{vol}(\mathbf{S}^{d-1})\beta^2} \right)^{\beta/(2\beta+d)}$$

and

$$\kappa = \left(\frac{C'_0 \psi_\varepsilon}{L} \right)^{-1/\beta}.$$

Since

$$\begin{aligned} \sigma_N^{-1} &= \sigma^{-1} \sqrt{\sum_{j=1}^N J_{\kappa, x_i}^2(x_j)} \\ &\sim \sqrt{\frac{(2-\delta)d}{2\beta+d} \log n} \\ &\leq \sqrt{(2-\delta)(\log(\log n/n))^{-d/(2\beta+d)}} \\ &= \sqrt{2-\delta} \sqrt{\log(\text{cons} \times \kappa^d)} \\ &= \sqrt{2-\delta} \sqrt{\log N} \end{aligned}$$

by (6.1). Hence it follows that if

$$\sigma_N^{-1} \leq \sqrt{2-\delta} \sqrt{\log N}$$

for some $0 < \delta < 2$, then

$$\inf_{\hat{\theta}} \sup_{|\theta_i| \leq 1} \mathbb{E}w(\|\hat{\theta} - \theta\|_\infty) \rightarrow w(1),$$

as $N \rightarrow \infty$, but

$$\psi_n^{-1} L\kappa^{-\beta} = C'_0.$$

By the continuity of the function w , we have

$$\inf_{\hat{\theta}} \sup_{|\theta_i| \leq 1} \mathbb{E}w(\psi_n^{-1} L\kappa^{-\beta} \|\hat{\theta} - \theta\|_\infty) \rightarrow w(C'_0),$$

when $N \rightarrow \infty$. Since δ was chosen arbitrarily, the result follows.

A Appendix: Background on Topology

In this appendix we present a technical overview of homology as used in our procedures. For an intensive treatment we refer the reader to the excellent text of Spanier [32].

Homology is an algebraic procedure for counting *holes* in topological spaces. There are numerous variants of homology: we use simplicial homology with \mathbb{Z} coefficients. Given a set of points V , a k -simplex is an unordered subset $\{v_0, v_1, \dots, v_k\}$ where $v_i \in V$ and $v_i \neq v_j$ for all $i \neq j$. The faces of this k -simplex consist of all $(k-1)$ -simplices of the form $\{v_0, \dots, v_{i-1}, v_{i+1}, \dots, v_k\}$ for some $0 \leq i \leq k$. Geometrically, the k -simplex can be described as follows: given $k+1$ points in \mathbb{R}^m ($m \geq k$), the k -simplex is a convex body bounded by the union of $(k-1)$ linear subspaces of \mathbb{R}^m of defined by all possible collections of k points (chosen out of $k+1$ points). A simplicial complex is a collection of simplices which is closed with respect to inclusion of faces. Triangulated surfaces form a concrete example, where the vertices of the triangulation correspond to V . The orderings of the vertices correspond to an orientation. Any abstract simplicial complex on a (finite) set of points V has a geometric realization in some \mathbb{R}^m . Let X denote a simplicial complex. Roughly speaking, the homology of X , denoted $H_*(X)$, is a sequence of vector spaces $\{H_k(X) : k = 0, 1, 2, 3, \dots\}$, where $H_k(X)$ is called the k -dimensional homology of X . The dimension of $H_k(X)$, called the k -th Betti number of X , is a coarse measurement of the number of different holes in the space X that can be sensed by using subcomplexes of dimension k .

For example, the dimension of $H_0(X)$ is equal to the number of connected components of X . These are the types of *features* (*holes*) in X that can be detected by using points and edges— with this construction one is answering the question: are two points connected by a sequence of edges or not? The simplest basis for $H_0(X)$ consists of a choice of vertices in X , one in each path-component of X . Likewise, the simplest basis for $H_1(X)$ consists of loops in X , each of which surrounds a *hole* in X . For example, if X is a graph, then the space $H_1(X)$ encodes the number and types of cycles in the graph, this space has the structure of a vector space. Let X denote a simplicial complex. Define for each $k \geq 0$, the vector space $C_k(X)$ to be the vector space whose basis is the set of oriented k -simplices of X ; that is, a k -simplex $\{v_0, \dots, v_k\}$ together with an order type denoted $[v_0, \dots, v_k]$ where a change in orientation corresponds to a change in the sign of the coefficient: $[v_0, \dots, v_i, \dots, v_j, \dots, v_k] = -[v_0, \dots, v_j, \dots, v_i, \dots, v_k]$ if odd permutation is used.

For k larger than the dimension of X , we set $C_k(X) = 0$. The boundary map is defined to be the linear transformation $\partial : C_k \rightarrow C_{k-1}$ which acts on basis elements $[v_0, \dots, v_k]$ via

$$\partial[v_0, \dots, v_k] := \sum_{i=0}^k (-1)^i [v_0, \dots, v_{i-1}, v_{i+1}, \dots, v_k]. \tag{A.3}$$

This gives rise to a chain complex: a sequence of vector spaces and linear transformations

$$\dots \xrightarrow{\partial} C_{k+1} \xrightarrow{\partial} C_k \xrightarrow{\partial} C_{k-1} \dots \xrightarrow{\partial} C_2 \xrightarrow{\partial} C_1 \xrightarrow{\partial} C_0$$

Consider the following two subspaces of C_k : the *cycles* (those subcomplexes without boundary) and the *boundaries* (those subcomplexes which are themselves boundaries) formally defined as:

- k – cycles: $Z_k(X) = \ker(\partial : C_k \rightarrow C_{k-1})$
- k – boundaries: $B_k(X) = \text{im}(\partial : C_{k+1} \rightarrow C_k)$

A simple lemma demonstrates that $\partial \circ \partial = 0$; that is, the boundary of a chain has empty boundary. It follows that B_k is a subspace of Z_k . This has great implications. The k -cycles in X are the basic objects which count the presence of a “hole of dimension k ” in X . But, certainly, many of the k -cycles in X are measuring the same hole; still other cycles do not really detect a hole at all – they bound a subcomplex of dimension $k + 1$ in X . We say that two cycles ζ and η in $Z_k(X)$ are *homologous* if their difference is a boundary:

$$[\zeta] = [\eta] \iff \zeta - \eta \in B_k(X).$$

The k -dimensional *homology* of X , denoted $H_k(X)$ is the quotient vector space

$$H_k(X) := \frac{Z_k(X)}{B_k(X)}. \tag{A.4}$$

Specifically, an element of $H_k(X)$ is an equivalence class of homologous k -cycles. This inherits the structure of a vector space in the natural way $[\zeta] + [\eta] = [\zeta + \eta]$ and $c[\zeta] = [c\zeta]$.

A map $f : X \rightarrow Y$ is a *homotopy equivalence* if there is a map $g : Y \rightarrow X$ so that $f \circ g$ is homotopic to the identity map on Y and $g \circ f$ is homotopic to the identity map on X . This notion is a weakening of the notion of *homeomorphism*, which requires the existence of a continuous map g so that $f \circ g$ and $g \circ f$ are equal to the corresponding identity maps. The less restrictive notion of homotopy equivalence is useful in understanding relationships between complicated spaces and spaces with simple descriptions. We say two spaces X

and Y are *homotopy equivalent*, or have the same *homotopy type* if there is a homotopy equivalence from X to Y . This is denoted by $X \sim Y$.

By arguments utilizing barycentric subdivision, one may show that the homology $H_*(X)$ is a *topological invariant* of X : it is indeed an invariant of homotopy type. Readers familiar with the Euler characteristic of a triangulated surface will not find it odd that intelligent counting of simplices yields an invariant. For a simple example, the reader is encouraged to contemplate the “physical” meaning of $H_1(X)$. Elements of $H_1(X)$ are equivalence classes of (finite collections of) oriented cycles in the 1-skeleton of X , the equivalence relation being determined by the 2-skeleton of X .

Is it often remarked that homology is functorial, by which it is meant that things behave the way they ought. A simple example of this which is crucial to our applications arises as follows. Consider two simplicial complexes X and X' . Let $f : X \rightarrow X'$ be a continuous simplicial map: f takes each k -simplex of X to a k' -simplex of X' , where $k' \leq k$. Then, the map f induces a linear transformation $f_{\#} : C_k(X) \rightarrow C_k(X')$. It is a simple lemma to show that $f_{\#}$ takes cycles to cycles and boundaries to boundaries; hence there is a well-defined linear transformation on the quotient spaces

$$f_* : H_k(X) \rightarrow H_k(X'), \quad f_*([\zeta]) = [f_{\#}(\zeta)].$$

This is called the *induced homomorphism* of f on H_* . Functoriality means that (1) if $f : X \rightarrow Y$ is continuous then $f_* : H_k(X) \rightarrow H_k(Y)$ is a group homomorphism; and (2) the composition of two maps $g \circ f$ induces the composition of the linear transformation: $(g \circ f)_* = g_* \circ f_*$.

B Appendix: Background on Geometry

The development of Morse theory has been instrumental in classifying manifolds and represents a pathway between geometry and topology. A classic reference is Milnor [24].

For some smooth $f : \mathbb{M} \rightarrow \mathbb{R}$, consider a point $p \in \mathbb{M}$ where in local coordinates the derivative vanishes, $\partial f / \partial x_1 = 0, \dots, \partial f / \partial x_d = 0$. Then that point is called a *critical point*, and the evaluation $f(p)$ is called a *critical value*. A critical point $p \in \mathbb{M}$ is called *non-degenerate* if the Hessian $(\partial^2 f / \partial_i \partial_j)$ is nonsingular. Such functions are called *Morse functions*.

Since the Hessian at a critical point is nondegenerate, there will be a mixture of positive and negative eigenvalues. Let η be the number of negative eigenvalues of the Hessian at

a critical point called the *Morse index*. The basic Morse lemma states that at a critical point $p \in \mathbb{M}$ with index η and some neighborhood \mathcal{U} of p , there exists local coordinates $x = (x_1, \dots, x_d)$ so that $x(p) = 0$ and

$$f(q) = f(p) - x_1(q)^2 - \dots - x_\eta(q)^2 + x_{\eta+1}(q)^2 + \dots + x_d(q)^2$$

for all $q \in \mathcal{U}$.

Based on this result one is able to show that at a critical point $p \in \mathbb{M}$, with $f(p) = a$ say, that the sublevel set $\mathbb{M}_{f \leq a}$ has the same homotopy type as that of the sublevel set $\mathbb{M}_{f \leq a-\varepsilon}$ (for some small $\varepsilon > 0$) with an η -dimensional cell attached to it. In fact, for a compact \mathbb{M} , its homotopy type is that of a cell complex with one η -dimensional cell for each critical point of index η . This cell complex is known as a CW complex in homotopy theory.

The famous set of Morse inequalities states that if β_k is the k -th Betti number and m_k is the number of critical points of index k , then

$$\begin{aligned} \beta_0 &\leq m_0 \\ \beta_1 - \beta_0 &\leq m_1 - m_0 \\ \beta_2 - \beta_1 + \beta_0 &\leq m_2 - m_1 + m_0 \\ &\dots \\ \chi(M) = \sum_{k=0}^d (-1)^k \beta_k &= \sum_{k=0}^d (-1)^k m_k \end{aligned}$$

where χ denotes the Euler characteristic.

References

- [1] Angers, J.F., Kim, P.T. (2005). Multivariate Bayesian function estimation. *Ann Statist* **33**, 2967-2999.
- [2] Belkin, M., Niyogi, P. (2004). Semi-Supervised Learning on Riemannian Manifolds. *Mach Learn* **56**, 209-239.
- [3] Bissantz, N., Hohage, T., Munk, A., Ruymgaart, F. (2007). Convergence rates of general regularization methods for statistical inverse problems and applications. *SIAM J Numerical Analysis* **45**, 2610-2636.
- [4] Bubenik, P., Kim, P.T. (2007). A statistical approach to persistent homology. *Homology Homotopy and Applications* **9**, 337-362.
- [5] Chung, M.K., Bubenik, P., Kim, P.T. (2009). Persistence Diagrams of Cortical Surface Data. *LNCS: Proceedings of IPMI 2009*, **5636**, 386-397.

- [6] Cohen-Steiner, D., Edelsbrunner, H., and Harer, J. (2005). Stability of persistence diagrams. In *SCG '05: Proceedings of the twenty-first annual symposium on Computational geometry*. New York: ACM Press, 263–271.
- [7] Cucker, F., Smale, S. (2002). On the mathematical foundations of learning. *Bull Amer Math Soc* **39**, 1-49.
- [8] de Silva, V., Ghrist, R. (2007). Homological sensor networks. *Notic Amer Math Soc* **54**, 10-17.
- [9] de Silva, V. and Perry, P. (2005). Plex version 2.5. Available online at <http://math.stanford.edu/comptop/programs/plex>.
- [10] Edelsbrunner, H., Letscher, D., and Zomorodian, A. (2001). Topological persistence and simplification. *Discrete Comput. Geom.* **28**, 511-533.
- [11] Edelsbrunner, H., Dequent, M-L., Mileyko, Y. and Pourquie, O. Assessing periodicity in gene expression as measured by microarray data. Preprint.
- [12] Efromovich, S. (2000). On sharp adaptive estimation of multivariate curves. *Math Methods Statist* **9**, 117–139.
- [13] Essen, D.C. van (1997). A tension-based theory of morphogenesis and compact wiring in the central nervous system. *Nature* **385**, 313–318.
- [14] Hendriks, H. (1990). Nonparametric estimation of a probability density on a Riemannian manifold using Fourier expansions. *Ann Statist* **18**, 832–849.
- [15] Hilgetag, C.C. and Barbas, H. (2006) Role of mechanical factors in the morphology of the primate cerebral cortex. *PLoS Computational Biology*. **2**, 146–159.
- [16] Kim, P.T., Koo, J.Y. (2005). Statistical inverse problems on manifolds. *J Fourier Anal Appl* **11**, 639–653.
- [17] Kim, P.T, Koo, J.Y. and Luo, Z. (2009). Weyl eigenvalue asymptotics and sharp adaptation on vector bundles. *J Multivariate Anal.* accepted.
- [18] Klemelä, J. (1999). Asymptotic minimax risk for the white noise model on the sphere. *Scand J Statist* **26**, 465–473.
- [19] Koo, J.Y., Kim, P.T. (2008). Asymptotic minimax bounds for stochastic deconvolution over groups. *IEEE Transactions on Information Theory* **54**, 289 - 298.
- [20] Korostelev, A. P. (1993). An Asymptotically Minimax Regression Estimator in the Uniform Norm up to Exact Constant. *Theory Probab. Appl.* **38**, 737-743.
- [21] Korostelev, A. P., Nussbaum, M. (1996). The asymptotic minimax constant for sup-norm loss in nonparametric density estimation. *Bernoulli* **5**, 1099-1118.
- [22] Lee, J. M. (1997). *Riemannian Manifolds: An introduction to curvature*. Springer.
- [23] Mair, B.A., Ruymgaart, F.H. (1996). Statistical inverse estimation in Hilbert scales. *SIAM J Appl Math* **56**, 1424-1444.
- [24] Milnor, J. (1963). Morse Theory. *Annals of Math Studies*. **51**, Princeton University Press, Princeton.

- [25] Niyogi, P., Smale, S., and Weinberger, S. (2007). Finding the homology of submanifolds with high confidence from random samples. *Discrete and Computational Geometry*, to appear.
- [26] Pelletier, B. (2005). Kernel density estimation on Riemannian manifolds. *Stat Prob Letter* **73**, 297-304.
- [27] Pelletier, B. (2006). Non-parametric regression estimation on a closed Riemannian manifold. *J Nonparametric Statist* **18**, 57-67.
- [28] Rooij, A.C.M. van, Ruymgaart, F.H. (1991). Regularized deconvolution on the circle and the sphere. In *Nonparametric Functional Estimation and Related Topics* (G. Roussas, ed.) 679–690. Kluwer, Amsterdam.
- [29] Ruymgaart, F.H. (1993). A unified approach to inversion problems in statistics. *Math Methods Statist*, **2**, 130-146.
- [30] Sacan, A., Ozturk, O., Ferhatosmanoglu, H. and Wang, Y. (2007). Lfm-pro: A tool for detecting significant local structural sites in proteins. *Bioinformatics* **6** 709-716
- [31] Smale, S., Zhou, D.-X. (2004). Shannon sampling and function reconstruction from point values. *Bull Amer Math Soc* **41** 279-305.
- [32] Spanier, E. H. (1966). *Algebraic Topology*. New York: Springer.
- [33] Zomorodian, A., Carlsson, G. (2005). Computing persistent homology. *Discrete Comput. Geom.* **33**, 249-274.