

OPTIMAL EXECUTION OF EQUITY WITH GEOMETRIC PRICE PROCESS

GERARDO HERNANDEZ-DEL-VALLE AND CARLOS G.
PACHECO-GONZALEZ

ABSTRACT. In this paper we derive the Markowitz-optimal, deterministic-execution trajectory for a trader who wishes to buy or sell a large position of a share which evolves as a geometric Brownian motion in contrast to the arithmetic model which prevails in the existing literature. Our calculations include a general temporary impact, rather than a specific function. Additionally, we point out—under our setting—what are the necessary ingredients to tackle the problem with adaptive execution trajectories. We provide a couple of examples which illustrate the results. We would like to stress the fact that in this paper we use understandable user-friendly techniques.

1. INTRODUCTION

The problem of optimal execution is a very general problem in which a trader who wishes to buy or sell a *large* position K of a given asset S —for instance wheat, shares, derivatives, etc.—is confronted with the dilemma of executing slowly or as quick as possible. In the first case he/she would be exposed to volatility, and in the second to the laws of offer and demand. Thus the trader must hedge between the *market impact* (due to his trade) and the *volatility* (due to the market).

The key ingredients to study this optimization problem are: (1) The modeling of the asset—which is typically modeled as a geometric Brownian process. (2) The modeling of the so-called market impact which heuristically suggests the existence of an instantaneous impact—so-called *temporary*—and a cumulative component referred to as *permanent*. And finally (3) one should establish a criteria of optimality.

The main *aim* of this paper is to study and characterize the so-called Markowitz-optimal open-loop execution trajectory, in terms of nonlinear second order, ordinary differential equations (Theorems 3.2

Date: October 14, 2009.

2000 Mathematics Subject Classification. Primary: 91B28, 49K15.

The research of this author was partially supported by Algorithmic Trading Management LLC.

and 3.6). The above is done for a trader who wishes to buy or sell a large position K of shares S which evolve as a geometric Brownian motion (although in the existing literature it is considered an arithmetic Brownian motion for this problem). In this paper we only deal with deterministic strategies, also called *open loop* controls; however, we point out—in Section 5—the key ingredients to address the problem with adaptive strategies, also termed *Markovian* controls (work in progress).

The main *motivation* of this work is on one hand economic, but on the other the effect of *market impact* in the valuation of contingent claims, and its connection with optimal execution of *derivatives*. Intuitively, for this kind of problem, one would expect to consider adaptive strategies to tackle the questions, although it seems natural to first understand the deterministic case. An important element in our analysis, will be the use of a linear stochastic differential equation, first used—to our knowledge—by Brennan and Schwartz (1980) in their study of interest rates.

The problem of minimizing expected overall liquidity costs has been analyzed using different market models by Bertsimas and Lo (1998), Obizhaeva and Wang, and Alfonsi et al. (2007a,2007b), just to mention a few. However, these approaches miss the volatility risk associated with time delay. Instead, Almgren and Chriss (1999,2000), suggested studying and solving a mean-variance optimization for sales revenues in the class of deterministic strategies. Further, on Almgren and Lorenz (2007) allowed for intertemporal updating and proved that this can *strictly* improve the mean-variance performance. Nevertheless, in Schied and Schöneborn (2007), the authors study the original problem of expected utility maximization with CARA utility functions. Their main result states that for CARA investors there is surprisingly no added utility from allowing for intertemporal updating of strategies. Finally, we mention that the Hamilton-Jacobi-Bellman approach has also recently been studied in Forsyth (2009).

Our paper is organized as follows: In Section 2 we introduce our model, assumptions and auxiliary results. Namely through a couple of subsequent Propositions we characterize and compute—by use of a Brennan-Schwartz type process (3)—the moments of certain random variable that is relevant in our optimization problem. Section 3 is devoted to deriving and proving the characterization of our optimal trading strategies and the optimal value function as well. After that, in Section 4, we present a couple of examples in order to exemplify the procedure derived in Section 3. We first compare Almgren and Chriss trajectory with ours, and in Example 2 we use a temporary

market impact h to the power $3/5$ as suggested in the empirical study of Almgren *et. al.*'s (2005). We conclude the paper, in Section 5, by pointing out the key ingredients in the study of adaptive execution strategies.

2. AUXILIARY RESULTS

In this section, we describe the dynamics of the asset S , the so-called market impact, and we introduce the Brennan-Schwartz process. This process will allow us not only to compute the moments of the optimization argument, but also to represent it in terms of an SDE. For the remainder of this section, let $c(t)$ be a fixed and differentiable function for $0 \leq t \leq T < \infty$.

2.1. The model. Let the price of the share S of a given company evolve as a geometric process, where the random component B is standard Brownian motion, i.e.

$$dS_t = S_t \left[\left(g(c(t)) + \frac{dh(c(t))}{dt} \right) dt + \sigma dB_t \right], \quad S_0 = s,$$

and where g and h represent respectively the permanent—which accumulates over time—and instantaneous temporary impact. Thus, the *future* effective price per share due to our trade can be modelled as

$$(1) \quad S_t = s \exp \left\{ \int_0^u g(c(v)) dv + h(c(u)) - \frac{1}{2} \sigma^2 u + \sigma B_u \right\},$$

where $\sigma > 0$ is an estimable parameter.

Remark 2.1. (a) Note that that process $\ln(S)$, where S is as in (1), coincides precisely with the “standard” notion of both permanent and temporary impact. That is, if we model the price process as arithmetic Brownian motion:

$$dS_t = \sigma dB_t + g(c(t))dt + \frac{dh}{dt}(c(t)), \quad S_0 = s$$

then

$$S_t - s = \int_0^t g(c(u))du + h(c(t)) + \sigma B_t.$$

Hence, the first term in the right-hand side of the equality is accumulating over time, on the other hand, the second term is not.

(b) Next, observe that the process c can be thought of as a control, which in turn may be:

- (1) an admissible process c which is adapted to the natural filtration \mathcal{F}^S of the associated process (1) is called a feedback control,
- (2) an admissible process c which can be written in the form $c_t = u(t, S_t)$ for some measurable map u is called Markovian control, notice that any Markovian control is a feedback control,
- (3) a deterministic processes of the family of admissible controls are called open loop controls.

(c) In this paper we will only deal with open loop controls, yet to study feedback controls it will become quite useful to introduce the so-called Brennan-Schwartz process, introduced in the next subsection. The reason being, that to derive the Hamilton-Jacobi-Bellman equation—see Section 5—it is more convenient to have a diffusion instead of an average of a diffusion.

2.2. Averaged geometric and Brennan-Schwartz processes. In order to study our problem we will introduce the following averaged geometric Brownian process:

$$(2) \quad \xi_t := \int_0^t c(u) S_u du, \quad t \geq 0.$$

By (1) we can express ξ_t as

$$\xi_t = \int_0^t c(u) S_u e^{\int_0^u g(c(v)) dv + h(c(u)) - \frac{1}{2}\sigma^2 u + \sigma B_u} du.$$

Thus, if $c(u)$ represents the number of shares bought or sold at time u at price S_u , then ξ_t represents the total amount spent or earned by the trader up to time t .

To compute the moments of ξ we will use the following linear non-homogeneous stochastic differential equation

$$(3) \quad \begin{aligned} dX_t &= \left[c(t) - \left(g(c(t)) + \frac{dh(c(t))}{dt} - \sigma^2 \right) X_t \right] dt - \sigma X_t dB_t \\ X_0 &= 0, \end{aligned}$$

which has been used for instance by Brennan and Schwartz (1980) in the modeling of interest rates, by Kawaguchi and Morimoto (2007) in environmental economics, and which may also be used to study the density of averaged geometric Brownian motion [see for instance, Linetsky (2004)].

In general, its usefulness is due to the fact that one may construct a Brennan-Schwartz process X which satisfies

$$X \stackrel{\mathcal{D}}{=} \xi,$$

where $\stackrel{\mathcal{D}}{=}$ stands for equality in distribution. In this paper, it is used, together with Itô's lemma to show that $\xi = S \cdot X$, which alternatively will allow us to compute the second moment of ξ in terms of an iterated integral, indeed:

Proposition 2.2. *Let processes S , ξ , and X be as in (1), (2), and (3), respectively, then*

$$\xi_t = S_t \cdot X_t, \quad t \geq 0$$

and

$$d\xi_t^2 = 2\xi_t S_t c(t) dt.$$

Proof. By Itô's lemma

$$\begin{aligned} d(S_t \cdot X_t) &= S_t dX_t + X_t dS_t + dX_t dS_t \\ &= S_t c(t) dt - S_t X_t \left(g(c(t)) + \frac{dh(c(t))}{dt} \right) dt + S_t X_t \sigma^2 dt \\ &\quad - \sigma S_t X_t dB_t + X_t S_t \left(g(c(t)) + \frac{dh(c(t))}{dt} \right) dt \\ &\quad + \sigma X_t S_t dB_t - \sigma^2 S_t X_t dt \\ &= c(t) S_t dt \\ &= \xi_t. \end{aligned}$$

Furthermore, for the second moment of ξ it follows that

$$\begin{aligned} d\xi_t^2 &= 2X_t S_t^2 dX_t + 2X_t^2 S_t dS_t + S_t^2 (dX_t)^2 + X_t^2 (dS_t)^2 \\ &\quad + 4X_t S_t (dX_t \cdot dS_t) \\ &= 2X_t S_t^2 s c(t) dt - 2X_t S_t^2 \left(g(c(t)) + \frac{dh(c(t))}{dt} \right) X_t dt \\ &\quad + 2X_t S_t^2 \sigma^2 X_t dt - 2X_t S_t^2 \sigma X_t dB_t \\ &\quad + 2X_t^2 S_t \left(g(c(t)) + \frac{dh(c(t))}{dt} \right) S_t dt + 2X_t^2 S_t \sigma S_t dB_t \\ &\quad + S_t^2 \sigma^2 X_t^2 dt + X_t^2 \sigma^2 S_t^2 dt - 4X_t S_t \sigma^2 X_t S_t dt \\ &= 2X_t S_t^2 c(t) dt \\ &= 2\xi_t S_t c(t) dt, \end{aligned}$$

as claimed. \square

Remark 2.3. *The previous proposition may be derived directly from the integration by parts formula. Yet, this characterization will be useful in the study, for instance, of the optimal trading schedule of derivatives or in the determination of Markovian controls.*

2.3. Moments of ξ . Now, by Proposition 2.2, it is straightforward to compute the first two moments of ξ_t which will be used to solve our optimal execution problem.

Corollary 2.4. *Let ξ be as in (2). Then*

$$(4) \quad \mathbb{E}[\xi_t] = \int_0^t c(u)s \exp \left\{ \int_0^u g(c(v))dv + h(c(u)) \right\} du$$

$$(5) \quad \mathbb{E}[\xi_t^2] = 2 \int_0^t c(u)se^{\int_0^u g(c(n))dn+h(c(u))} \\ \times \left(\int_0^u c(v)se^{\int_0^v g(c(w))dw+h(c(v))+\sigma^2v} dv \right) du.$$

Proof. By (2):

$$\begin{aligned} \mathbb{E}[\xi_t] &= \int_0^t c(u)s\mathbb{E}[S_u]du \\ &= \int_0^t c(u)s \exp \left\{ \int_0^u g(c(v))dv + h(c(u)) \right\} du. \end{aligned}$$

From Proposition 2.2:

$$\begin{aligned} \mathbb{E}[\xi_t^2] &= 2\mathbb{E} \left[\int_0^t c(u)sS_u\xi_u du \right] \\ &= 2\mathbb{E} \left[\int_0^t c(u)s^2S_u \left(\int_0^u c(v)sS_v dv \right) du \right] \\ &= 2 \int_0^t c(u)s^2 \left(\int_0^u c(v)s\mathbb{E}[S_uS_v] dv \right) du. \end{aligned}$$

Therefore, since

$$\begin{aligned} \mathbb{E} [e^{\sigma B_u + \sigma B_v}] &= \mathbb{E} [e^{\sigma(B_u - B_v) + 2\sigma B_v}] \\ &= \mathbb{E} [e^{\sigma(B_u - B_v)}] \mathbb{E} [e^{2\sigma B_v}] \\ &= e^{\frac{1}{2}\sigma^2(u-v)} e^{2\sigma^2v}, \end{aligned}$$

it follows that

$$\begin{aligned} \mathbb{E}[\xi_t^2] &= 2 \int_0^t c(u)se^{\int_0^u g(c(n))dn+h(c(u))} \\ &\quad \times \left(\int_0^u c(v)se^{\int_0^v g(c(w))dw+h(c(v))+\sigma^2v} dv \right) du. \end{aligned}$$

□

3. MARKOWITZ OPTIMAL OPEN-LOOP TRADING TRAJECTORY

In this section we derive a Markowitz-optimal open-loop trading strategy, Theorem 3.2 and 3.6, employing the auxiliary results derived in the previous section.

3.1. Execution shortfall. If the size of the trade K is “relatively” small we would expect the market impact to be negligible, that is, the trader should execute K immediately. Thus, it seems natural to compare the actual total gains (losses) ξ_T with the impact-free quantity Ks by introducing the so-called execution shortfall Y defined as

$$(6) \quad Y := \xi_T - Ks.$$

If we use Markowitz optimization criterion, then our problem is equivalent to finding the trading trajectory $\{c(t)|0 \leq t \leq T\}$ which minimizes simultaneously the expected shortfall given a fixed risk-aversion level λ characterized by the volatility of Y :

$$(7) \quad \begin{aligned} J[c(\cdot)] &:= \mathbb{E}[Y] + \lambda \mathbb{V}[Y] \\ &= \lambda \mathbb{E}[\xi_T^2] + \mathbb{E}[\xi_T] - \lambda(\mathbb{E}[\xi_T])^2 - Ks. \end{aligned}$$

In fact, if $\lambda > 0$ then (7) has a unique solution, which may be represented in the following integral form:

Proposition 3.1. *Suppose that the permanent impact g is linear, i.e.*

$$g(x) = \alpha x,$$

for some $\alpha > 0$ as suggested by Almgren et. al. (2005) empirical study. Let

$$(8) \quad f(x) := \int_0^x c(u)du, \quad f'(x) := c(x)$$

and

$$\begin{aligned} \gamma_1(u, f, f') &:= \int_0^u s f'(v) e^{\alpha f(v) + h(f'(v)) + \sigma^2 v} dv, \\ \gamma(u, f, f') &:= \int_0^u s f'(v) e^{\alpha f(v) + h(f'(v))} dv. \end{aligned}$$

Then $J[c(\cdot)]$ in (7) can be expressed as:

$$\int_0^T \left\{ [2\lambda(\gamma_1(u) - \gamma(u)) + 1] f'(u) s e^{\alpha f(u) + h(f'(u))} - \frac{\lambda K s}{T} \right\} du.$$

Proof. Setting

$$f(x) := \int_0^x c(u)du,$$

we have $f'(x) := c(x)$. Hence, using the integration by parts formula,

$$\begin{aligned} & \int_0^t s f'(x) e^{\alpha f(x) + h(f'(x))} \left(\int_0^x s f'(y) e^{\alpha f(y) + h(f'(y))} dy \right) dx \\ &= \left(\int_0^t s f'(x) e^{\alpha f(x) + h(f'(x))} dx \right) \left(\int_0^t s f'(x) e^{\alpha f(x) + h(f'(x))} dx \right) \\ & \quad - \int_0^t s f'(x) e^{\alpha f(x) + h(f'(x))} \left(\int_0^x s f'(y) e^{\alpha f(y) + h(f'(y))} dy \right) dx \end{aligned}$$

implies

$$\begin{aligned} & \left(\int_0^t s f'(x) e^{\alpha f(x) + h(f'(x))} dx \right)^2 \\ &= 2 \int_0^t s f'(x) e^{\alpha f(x) + h(f'(x))} \left(\int_0^x s f'(y) e^{\alpha f(y) + h(f'(y))} dy \right) dx \\ &= (\mathbb{E}[\xi_t])^2. \end{aligned}$$

Thus, by (4) and (5),

$$\begin{aligned} \gamma_1(u) &:= \int_0^u s f'(v) e^{\alpha f(v) + h(f'(v)) + \sigma^2 v} dv, \\ \gamma(u) &:= \int_0^u s f'(v) e^{\alpha f(v) + h(f'(v))} dv, \end{aligned}$$

It follows that

$$\begin{aligned} & J[c(\cdot)] \\ &= 2\lambda \int_0^T f'(u) s e^{\alpha f(u) + h(f'(u))} \gamma_1(u) du + \int_0^T f'(u) s e^{\alpha f(u) + h(f'(u))} du \\ & \quad - \int_0^T 2\lambda f'(u) s e^{\alpha f(u) + h(f'(u))} \gamma(u) du - Ks \\ &= \int_0^T \left\{ (2\lambda \gamma_1(u) + 1 - 2\lambda \gamma(u)) f'(u) s e^{\alpha f(u) + h(f'(u))} - \frac{Ks}{T} \right\} du. \end{aligned}$$

as claimed. \square

Observe that this last expression has the following functional form in terms of f :

$$(9) \quad J(f) = \int_0^t \mathcal{L}(\gamma_1(u, f, f'), \gamma(u, f, f'), f(u), f'(u)) du.$$

Letting

$$F(f(u), f'(u)) := s f'(u) \exp \{ \alpha f(u) + h(f'(u)) \},$$

we may re-express (9) as

$$J(f) = \int_0^T \left(2\lambda \int_0^u F(f(v), f'(v))(e^{\sigma^2 v} - 1)dv + 1 \right) F(f(u), f'(u))du.$$

In particular

Theorem 3.2. *Suppose that $\lambda = 0$. Then, the open-loop trading schedule c^* is determined by a function f_1 which solves the following system*

$$(10) \quad \frac{\partial F}{\partial f_1} - \frac{d}{dz} \frac{\partial F}{\partial f_1'} = 0,$$

with $f_1(0) = 0$ and $f_1(T) = K$.

Proof. If $\lambda = 0$, that is, if we only wish to minimize expected execution shortfall, then:

$$J(f) = \int_0^T F(f(u), f'(u))du,$$

and thus equation (10) follows from the Euler-Lagrange equation [see for instance Gelfand and Fomin (2000)]. \square

Example 3.3. Let $T = \alpha = 1$ and both temporary and permanent impact be linear, i.e. $g(x) = x$, $h(x) = x$, hence:

$$F(f(u), f'(u)) = f'(u) \exp \{f(u) + f'(u)\}.$$

Thus, if one wishes to minimize the *expected* execution shortfall one should execute according to:

$$f'(u) - f''(u) - (1 + f'(u))(f'(u) + f''(u)) = 0,$$

given that $f(0) = 0$, and $f(1) = K$.

Remark 3.4. *Note that as λ increases the client is willing to be more exposed to risk. This idea is equivalent to saying that he/she is willing to increase the speed of execution. Hence we have that for $\lambda > 0$, the optimal trajectory will dominate f_1 :*

$$f(s) \geq f_1(s), \quad 0 \leq s \leq T$$

In other words we may decompose $f(s) = f_1(s) + f_2(s)$. This last observation together with our constraint $f(0) = 0$, $f(T) = K$, lead to the following two facts:

$$(11) \quad f_2(t) \geq 0, \quad 0 \leq t \leq T$$

$$(12) \quad f_2(0) = f_2(T) = 0.$$

Remark 3.5. *The previous remark and equation (9) suggest a 2 step procedure to find the optimal trajectory f . Namely, first find f_1 and given that information solve for $f = f_1 + f_2$*

Theorem 3.6. *The optimal differentiable trajectory f which solves (9) is given by $f_1 + f_2$, where f_1 is given in Theorem 3.3 and f_2 satisfies for $0 \leq v \leq T$:*

$$\begin{aligned} f_2(u) \left(2\lambda \int_0^u F^1(f(v), f'(v)) dv + 1 \right) \cdot \left[\frac{\partial F}{\partial f} - \frac{d}{du} \left(\frac{\partial F}{\partial f'} \right) \right] \\ + 2\lambda \int_0^u f_2(v) \left[\frac{\partial F^1}{\partial f} - \frac{d}{dv} \left(\frac{\partial F^1}{\partial f'} \right) \right] dv \cdot F(f(u), f'(u)) = 0, \end{aligned}$$

where $f_2(0) = f_2(T) = 0$.

Proof. The idea is to follow the derivation of the Euler-Lagrange equation [see for instance, Gelfand and Fomin (2000)], but in this case, the unknown function f_2 will play the role of the perturbation. Thus, it is essential the fact that $f_2(0) = f_2(T) = 0$.

Let

$$\begin{aligned} f(v) &= f_1(v) + f_2(v) \\ g_\epsilon(v) &= f_1(v) + \epsilon f_2(v) \end{aligned}$$

where $f_2(0) = 0 = f_2(T)$ and

$$J(\epsilon) = \int_0^T \left(2\lambda \int_0^u F(g_\epsilon(v), g'_\epsilon(v))(e^{\sigma^2 v} - 1) dv + 1 \right) F(g_\epsilon(u), g'_\epsilon(u)) du$$

then

$$\begin{aligned} \frac{dJ}{d\epsilon}(\epsilon) &= \int_0^T \left(2\lambda \int_0^u \frac{dF}{d\epsilon}(g_\epsilon(v), g'_\epsilon(v))(e^{\sigma^2 v} - 1) dv \right) \\ &\quad \times F(g_\epsilon(u), g'_\epsilon(u)) du \\ &\quad + \int_0^T \left(2\lambda \int_0^u F(g_\epsilon(v), g'_\epsilon(v))(e^{\sigma^2 v} - 1) dv + 1 \right) \\ &\quad \times \frac{dF}{d\epsilon}(g_\epsilon(u), g'_\epsilon(u)) du \\ &= \int_0^T \left(2\lambda \int_0^u \left(f_2(v) \frac{\partial F}{\partial g_\epsilon} + f'_2(v) \frac{\partial F}{\partial g'_\epsilon} \right) (e^{\sigma^2 v} - 1) dv \right) \\ &\quad \times F(g_\epsilon(u), g'_\epsilon(u)) du \\ &\quad + \int_0^T \left(2\lambda \int_0^u F(g_\epsilon(v), g'_\epsilon(v))(e^{\sigma^2 v} - 1) dv + 1 \right) \\ &\quad \times \left(f_2(u) \frac{\partial F}{\partial g_\epsilon} + f'_2(u) \frac{\partial F}{\partial g'_\epsilon} \right) du \end{aligned}$$

if we set

$$\gamma_\epsilon(u) = 2\lambda \int_0^u F(g_\epsilon(v), g'_\epsilon(v))(e^{\sigma^2 v} - 1) dv + 1$$

and by the integration by parts formula we have that

$$\begin{aligned} \frac{dJ}{d\epsilon}(\epsilon) &= \int_0^T \left(2\lambda \int_0^u f_2(v)(e^{\sigma^2 v} - 1) \left[\frac{\partial F}{\partial g_\epsilon} - \frac{d}{dv} \left\{ \frac{\partial F}{\partial g'_\epsilon} \right\} \right] dv \right. \\ &\quad \left. - 2\lambda \int_0^u f_2(v) \frac{\partial F}{\partial g'_\epsilon} \sigma^2 e^{\sigma^2 v} dv \right. \\ &\quad \left. + 2\lambda f_2(u) \frac{\partial F}{\partial g'_\epsilon} (e^{\sigma^2 u} - 1) \right) F(g_\epsilon(u), g'_\epsilon(u)) du \\ &\quad + \int_0^T \gamma_\epsilon(u) f_2(u) \left[\frac{\partial F}{\partial g_\epsilon} - \frac{d}{du} \left(\frac{\partial F}{\partial g'_\epsilon} \right) \right] du \\ &\quad - \int_0^T f_2(u) \frac{\partial F}{\partial g'_\epsilon} \frac{d}{du} (\gamma_\epsilon(u)) du \end{aligned}$$

Let us compute

$$\frac{d}{du}(\gamma_\epsilon(u)) = 2\lambda F(g_\epsilon(u), g'_\epsilon(u))(e^{\sigma^2 u} - 1)$$

which yields

$$\begin{aligned} J'(\epsilon) &= \int_0^T \left(2\lambda \int_0^u f_2(v)(e^{\sigma^2 v} - 1) \left[\frac{\partial F}{\partial g_\epsilon} - \frac{d}{dv} \left\{ \frac{\partial F}{\partial g'_\epsilon} \right\} \right] dv \right. \\ &\quad \left. - 2\lambda \int_0^u f_2(v) \frac{\partial F}{\partial g'_\epsilon} \sigma^2 e^{\sigma^2 v} dv \right) F(g_\epsilon(u), g'_\epsilon(u)) du \\ &\quad + \int_0^T \gamma_\epsilon(u) f_2(u) \left[\frac{\partial F}{\partial g_\epsilon} - \frac{d}{du} \left(\frac{\partial F}{\partial g'_\epsilon} \right) \right] du. \end{aligned}$$

But observe that when $J'(1)$ we have

$$\begin{aligned} J'(1) &= \int_0^T \left(2\lambda \int_0^u f_2(v)(e^{\sigma^2 v} - 1) \left[\frac{\partial F}{\partial f} - \frac{d}{dv} \left\{ \frac{\partial F}{\partial f'} \right\} \right] dv \right. \\ &\quad \left. - 2\lambda \int_0^u f_2(v) \frac{\partial F}{\partial f'} \sigma^2 e^{\sigma^2 v} dv \right) F(f(u), f'(u)) du \\ &\quad + \int_0^T \gamma_1(u) f_2(u) \left[\frac{\partial F}{\partial f} - \frac{d}{du} \left(\frac{\partial F}{\partial f'} \right) \right] du \\ &= 0. \end{aligned}$$

Now, given that $f_2(0) = f_2(T) = 0$ and from the fundamental lemma of Calculus of variations we have that:

$$f_2(u)\gamma_1(u) \left[\frac{\partial F}{\partial f} - \frac{d}{du} \left(\frac{\partial F}{\partial f'} \right) \right] + 2\lambda \int_0^u f_2(v) \left[\frac{\partial F^1}{\partial f} - \frac{d}{dv} \left(\frac{\partial F^1}{\partial f'} \right) \right] dv \cdot F(f(u), f'(u)) = 0$$

with the constraint that $f_2(u) > 0$ for $u \in (0, T)$ and $f_2(T) = f_2(0) = 0$. or

$$f_2(u) \left(2\lambda \int_0^u F^1(f(v), f'(v)) dv + 1 \right) \cdot \left[\frac{\partial F}{\partial f} - \frac{d}{du} \left(\frac{\partial F}{\partial f'} \right) \right] + 2\lambda \int_0^u f_2(v) \left[\frac{\partial F^1}{\partial f} - \frac{d}{dv} \left(\frac{\partial F^1}{\partial f'} \right) \right] dv \cdot F(f(u), f'(u)) = 0$$

as claimed. \square

Example 3.7. (*cont.*) With linear and temporary impact as before, that is $g(x) = x$ and $h(x) = x$. You may find the optimal trading trajectory f for arbitrary $\lambda \geq 0$ by first determining f_1 , using Theorem 3.2, next you determine f_2 by use of Theorem 3.6. That is, letting:

$$\begin{aligned} F(f(v), f'(v)) &= f'(v) \exp \{f(v) + f'(v)\} \\ F^1(f(v), f'(v)) &= F(f(v), f'(v))(e^{\sigma^2 v} - 1) \end{aligned}$$

Theorem 3.6 states that f_2 satisfies the following identity

$$\begin{aligned} &-f_2(u) \{2f''(u) + f'(u) [f'(u) + f''(u)]\} \\ &\quad \times \left(2\lambda \int_0^u F^1(f(v), f'(v)) dv + 1 \right) \\ &\quad + 2\lambda f'(u) \int_0^u f_2(v) \left[\frac{\partial F^1}{\partial f} - \frac{d}{dv} \left(\frac{\partial F^1}{\partial f'} \right) \right] dv = 0 \end{aligned}$$

where

$$\begin{aligned} &\frac{\partial F^1}{\partial f} - \frac{d}{du} \left(\frac{\partial F^1}{\partial f'} \right) \\ &= e^{f(u)+f'(u)} \\ &\quad \times - \{ [2f''(u) + f'(u)(f'(u) + f''(u))] (e^u - 1) + (1 + f'(u))e^u \}. \end{aligned}$$

4. EXAMPLES

4.1. Example. The first example we want to study is the case in which both the temporary and the permanent impact are linear as in Examples 3.3 and 3.7. The motivation is to compare our results with those obtained by Almgren and Chriss (2000). In this example we have set

$T = 1$ and $K = 3$. The solutions have been numerically calculated using Theorems 3.2 and 3.6 and then plotted in Figures 1 and 2.

It may be observed that, as one would expect, the solutions are not the same and in fact—under the present conditions—our strategy dominates Almgren and Chriss.

4.2. Example. The next example we want to study is the case in which the permanent impact is some power less than 1. Namely $h(x) = x^{3/5}$, and the permanent is linear. First from Theorem 3.2 we have that

$$F(f_1(u), f_1'(u)) := s f_1'(u) \exp \{ f_1(u) + (f_1'(u))^{3/5} \}$$

and f_1 is the solution to:

$$f_1' - \left(f_1' + \frac{3}{3} \frac{f_1''}{(f_1')^{2/5}} \right) - \left(\frac{3}{5} \right)^2 \frac{f_1''}{(f_1')^{2/5}} - \frac{3}{5} (f_1')^{3/5} \left(f_1' + \frac{3}{5} \frac{f_1''}{(f_1')^{2/5}} \right) = 0,$$

$f_1(0) = 0$ and $f_1(T) = K$. In particular, with $T = 1$ and $K = 3$ as in the previous example we have plotted our result in Figure 3. Note that the sublinear impact has increased the speed of execution. Next, we computed the Markowitz-optimal open-loop trajectory, with $\lambda = 1$ by first computing f_2 as described in Theorem 3.6.

Remark 4.1. *The previous exercise suggests that if one chooses the temporary impact to be sub-linear, the solution—with all the other parameters fixed—will always dominate its linear counterpart. On the other hand, if the temporary impact is super-linear, the solution will be dominated by its linear counterpart.*

A natural question is: What is the correct form of h given our model?

5. REMARKS ON MARKOVIAN CONTROLS

As pointed out in the introduction, we have only dealt with *differentiable* deterministic controls—also known as open loop controls. Furthermore, our criteria of optimal is in the *Markowitz* sense. A couple of natural and reasonable question arise: how can we study *feedback controls*? How can we optimize with respect to general utility functions? Namely, given some utility function U we want to find a trajectory c such that

$$\sup_{c \in \mathcal{U}} \mathbb{E}_{t,x}[U(Y)]$$

where \mathcal{U} is the set of admissible controls and $Y = \xi - KT$ is the execution shortfall. But ξ is in general a very difficult creature to

characterize, unless you **observe** that you may construct a diffusion with the following dynamics:

$$dX_t = \left(c_t + \left[g(c_t) + \frac{dh}{dt}(c_t) \right] X_t \right) dt + \sigma X_t dB_t, \quad X_0 = 0$$

that is equal in distribution to ξ , i.e.

$$\xi_t \stackrel{\mathcal{D}}{=} X_t, \quad \forall t.$$

Thus

$$\sup_{c \in \mathcal{U}} \mathbb{E}_{t,x}[U(Y)] = \sup_{c \in \mathcal{U}} \mathbb{E}_{t,x}[U(X_T - KT)]$$

and now you may proceed to derive the Hamilton-Jacobi-Bellman equation. It is precisely this question, which the authors are investigating presently.

REFERENCES

- [1] A. Alfonsi, A. Schied and A. Schulz (2007a) *Optimal execution strategies in limit order books with general shape functions*, Preprint, QP Lab and TU Berlin.
- [2] A. Alfonsi, A. Schied and A. Schulz (2007b) *Constrained portfolio liquidation in a limit order book model* Preprint, QP Lab and TU Berlin.
- [3] R. Almgren and N. Chriss (1999) Value under liquidation, *Risk*.
- [4] R. Almgren and N. Chriss (2000) Optimal Execution of Portfolio Transactions, *J. Risk*. **3** (2).
- [5] R. Almgren, C. Thum, E. Hauptmann, and H. Li (2005) *Direct Estimation of Equity Market Impact*
- [6] D. Bertsimas and D. Lo (1998) Optimal control of execution costs, *Journal of Financial Markets*. **1**.
- [7] M.J. Brennan, and E. Schwartz (1979) A Continuous Time Approach to the Pricing of Bonds, *J. of Banking and Finance*. **3**.
- [8] P.A. Forsyth (2009) Hamilton Jacobi Bellman Approach to Optimal Trade Schedule, Preprint.
- [9] I.M. Gelfand, and S.V. Fomin (2000) *Calculus of Variations* New York: Dover Publications.
- [10] K. Kawaguchi, and H. Morimoto (2007) Long-run average welfare in a pollution accumulation model, *J. of Economic Dynamics and Control*, **31**.
- [11] V. Linetsky (2004) Spectral Expansions for Asian (Average Price) Options, *Operations Research*, **52**, pp.856–867.
- [12] A. Obizhaeva, and J. Wang (2005) Optimal Trading Strategy and Supply/Demand Dynamics. *J. Financial Markets*
- [13] A. Schied, and T. Schöneborn (2007) *Optimal portfolio liquidation for CARA investors*, Preprint, QP Lab and TU Berlin

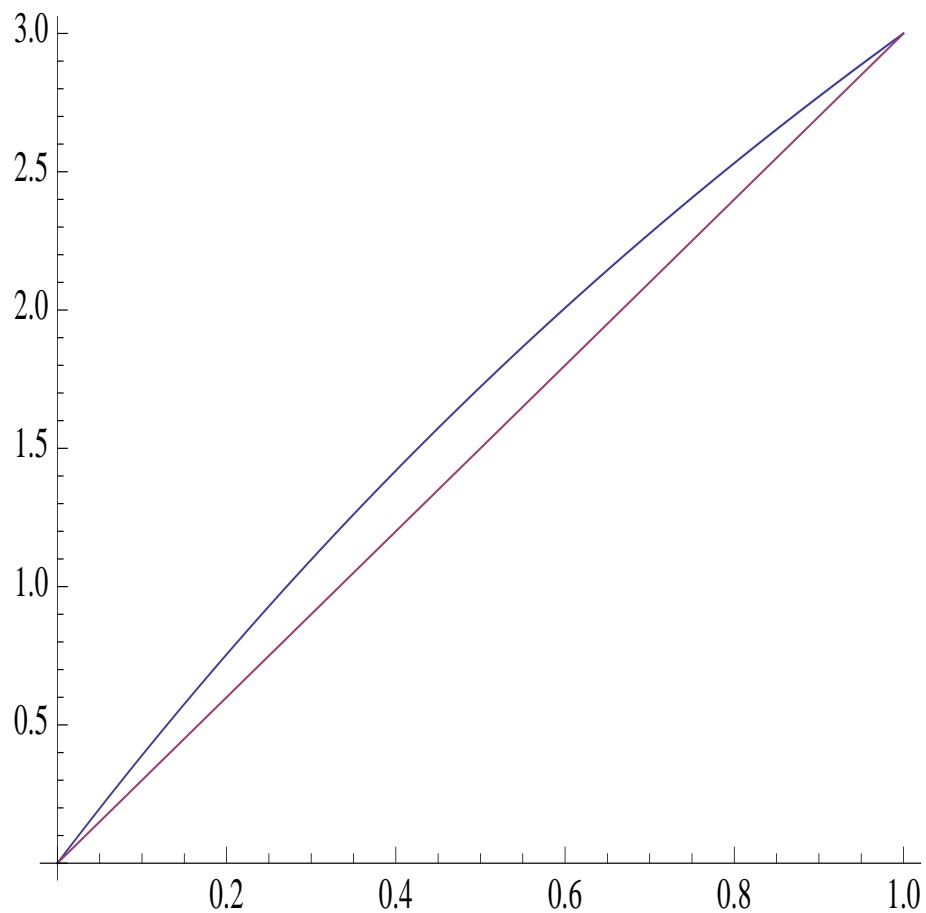


FIGURE 1. The graph is plotted with Mathematica. For $\lambda = 0$ the blue line (upper line) represents our optimal trading trajectory, the red line is Almgren and Chriss.

STATISTICS DEPARTMENT, COLUMBIA UNIVERSITY, 1255 AMSTERDAM AVE.
ROOM 1005, NEW YORK, N.Y., 10027.

E-mail address: gerardo@stat.columbia.edu

MATHEMATICS DEPARTMENT, CINVESTAV-IPN, AV. INSTITUTO POLITEC-
NICO NACIONAL #2508, COL. SAN PEDRO ZACATENCO, MÉXICO, D.F., C.P.
07360

E-mail address: cpacheco@math.cinvestav.mx

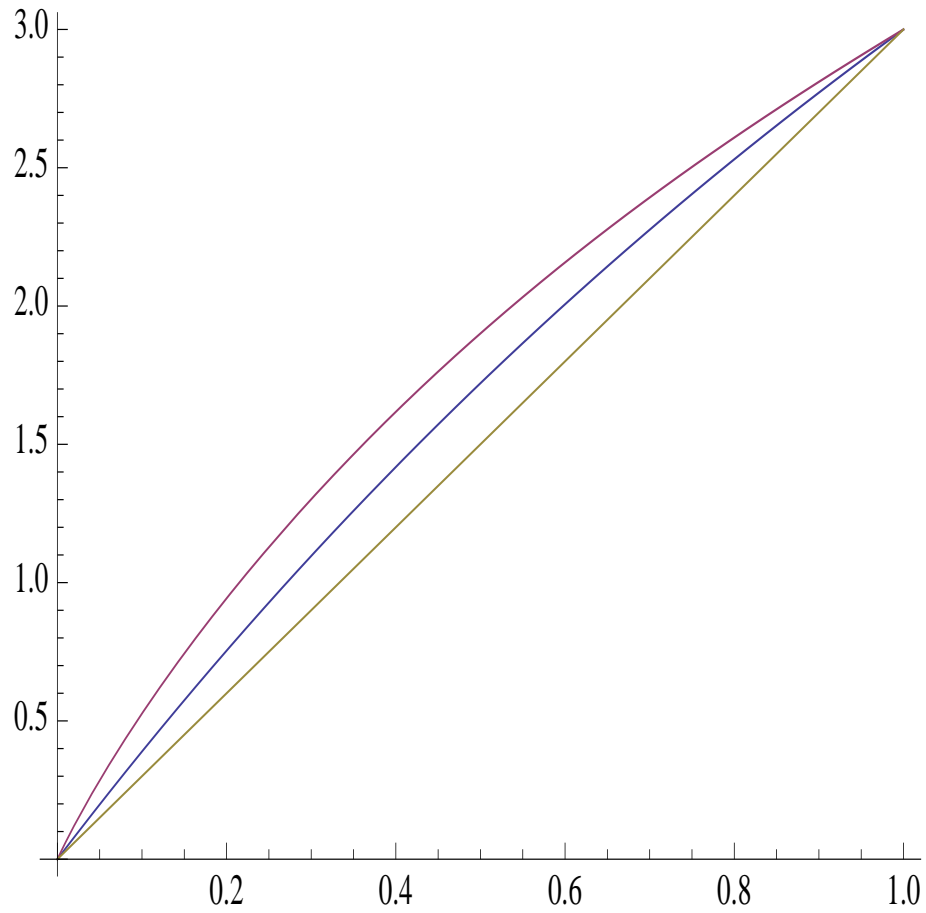


FIGURE 2. The graph is plotted with Mathematica. The upper red line is with $\lambda = 1$, the middle blue line is with $\lambda = 0$ and the lower yellow line is the case of arithmetic Brownian motion.

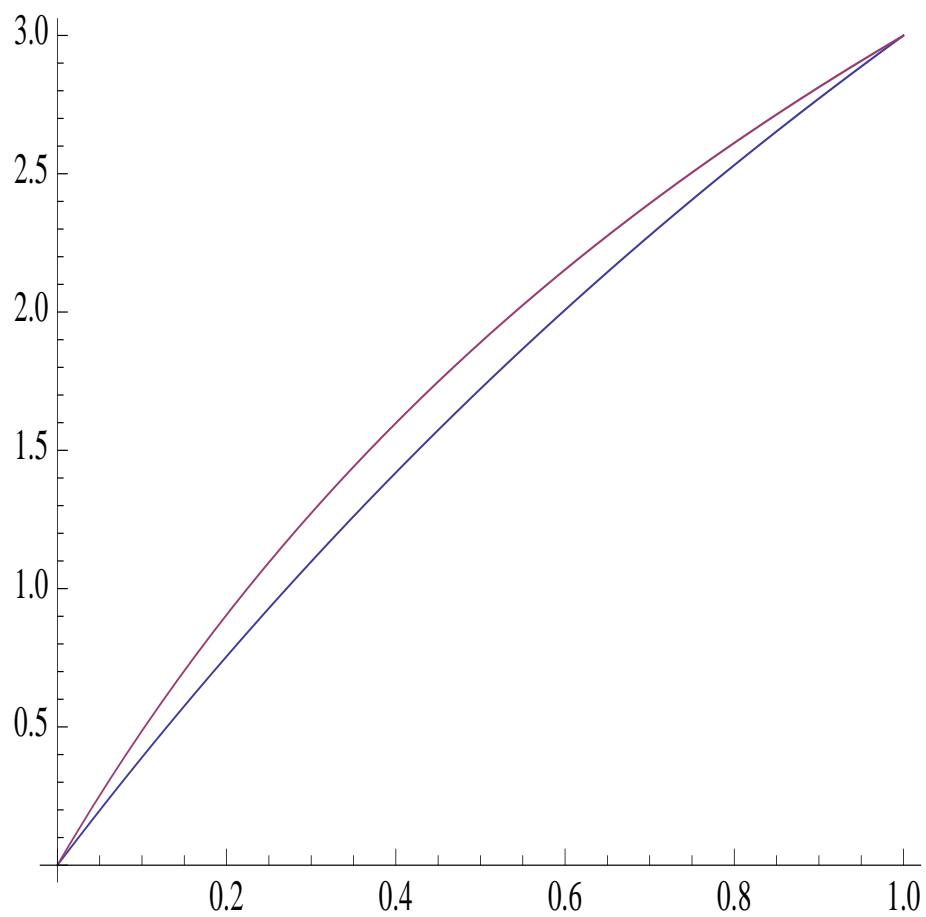


FIGURE 3. The graph is plotted with Mathematica. The upper red line represents the trading trajectory with sub-linear temporary impact. The lower blue line represents the trajectory with linear temporary impact.

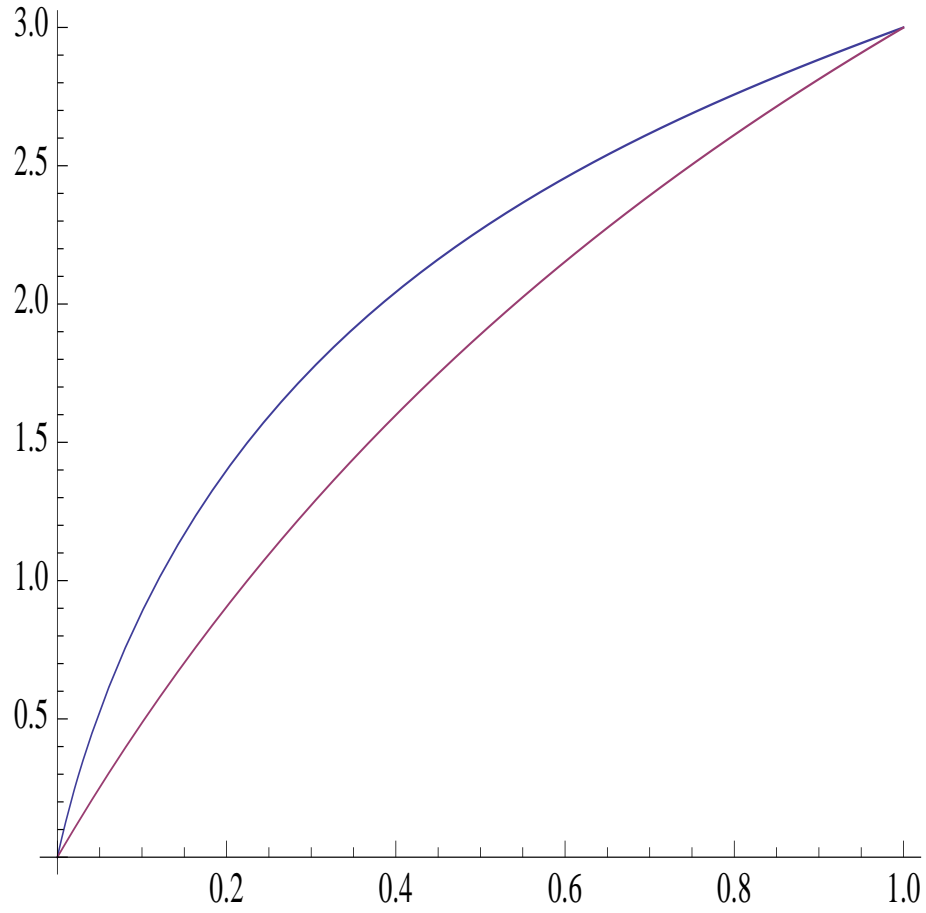


FIGURE 4. The graph is plotted with Mathematica. The upper blue line represents the trading trajectory with sub-linear temporary impact and $\lambda = 1$. The lower red line represents the trajectory with sub-linear temporary impact and $\lambda = 0$.