

On the Running Time of the Shortest Programs

Norbert Bátfai
University of Debrecen
Department of Information Technology
batfai.norbert@inf.unideb.hu

June 18, 2021

Abstract

The Kolmogorov complexity of the word w is equal to the length of the shortest concatenation of program Z and its input x with which the word w is computed by the universal turing machine U . The question introduced in this paper is the following: How long do the shortest programs run for?

Keywords: *Kolmogorov complexity, Busy Beaver, Placid Platypus.*

Contents

1	Introduction	2
1.1	Combining Kolmogorov Complexity and Running Time	2
2	Busy Beaver machines work like the Shortest Programs	3
2.1	Notations and programs	3
2.2	Running Time of the Shortest Programs	9
3	Conclusion and further work	10
A	Placid Platypus Machines	11
A.1	$\mathcal{M}_{PP}(n), PP(n) = 5$	11
B	Busy Beaver Machines	13
B.1	$\mathcal{M}_{BB}(1)$	13
B.2	$\mathcal{M}_{BB}(2)$	13
B.3	$\mathcal{M}_{BB}(3)$	14
B.4	$\mathcal{M}_{BB}(4)$	19
C	Some C code snippets	22
C.1	BB_5	22

1 Introduction

1.1 Combining Kolmogorov Complexity and Running Time

The Kolmogorov complexity of the word w is $K(w) = \min\{|Zx| \mid U(Zx) = w\}$. This famous concept of complexity is quite near to our intuition if compared to other measures of complexity (for example Shannon entropy and computational complexity) because it is equal to the length of the shortest concatenation of program Z and its input x with which the universal turing machine U produces the word w . This definition may be made more precise, for example by using a separator in the concatenation or assuming that Z and x are self delimiting words. A detailed discussion of this theme can be found in the book [Li and Vitányi, 2008] or a shorter introduction can be found in the Hungarian-language book [Rónyai et al., 1998].

The main question introduced in this paper is the following: How long does it take to run the shortest programs? In the general case we define the time complexity of word w as follows $K_t(w) = \min\{t_U(Zx) \mid U(Zx) = w\}$ where $t_U(Zx)$ denotes the number of steps of the universal Turing machine U started with input Zx . Now restrict this general definition for the shortest programs. Define the Kolmogorov time complexity of word w by $K_T(w) = \min\{t_U(Zx) \mid U(Zx) = w, |Zx| = K(w)\}$.

The basic properties of these notions are extremely simple, $|w| \leq K_t(w) \leq K_T(w)$ because we have to print w letter by letter and $K_T(w)$ is defined on a subset of the same set. It is clear from the operating of the universal machine U that there exist constants c_{init} and c_{run} that

$$t_U(Zx) \leq \underbrace{c_{init}|Zx|}_{\text{initializing of U}} + \underbrace{c_{run}t_Z(|x|)}_{\text{U simulates Z}}$$

where $t_Z(n)$ is the usual time complexity function. By using this relation it is easy to see that there exists a constant c that $K_t(w) \leq c|w|$ because $K_t(w) \leq c_{init}|Z_{trivial}w|$, where $Z_{trivial}$ is an immediately halting machine that is accepting anything, so $U(Z_{trivial}w) = w$ and for every n holds $t_{Z_{trivial}}(n) = 0$.

There may exist in principle extreme incompressible word w such that $K(w) = |Z_{trivial}w|$. Among these words we may have trivially restricted ourselves to the case where the shortest program is identical to the trivial program.

Theorem 1. $K(w) = |w| + |Z_{trivial}| \Rightarrow K_T(w) = O(1)K(w)$.

Proof. This holds trivially because $K_T(w) \leq c_{init}|Z_{trivial}||w|$ □

Can we make similar statements for the cases of $|w| \leq K(w)$ incompressible and $|w| > K(w)$ compressible words? If we can do then we would not violate the undecidability of the halting problem because the used Kolmogorov complexity function K is not recursive (and on the other hand the shortest programs are always halting programs). We have conjectured that the shortest program cannot run on indefinitely in time.

In the following we shall restrict ourselves to the case of Busy Beaver words, because the general case seems to be quite difficult. These words are very well compressible, that is $|w| \gg K(w)$.

We now give a brief outline of the content of this paper. In the next section, we introduce an usual Turing machine model for Busy Beaver problem. In section 3, we consider the running time of some Busy Beaver machines. Finally, in appendixes we show results of our searching programs.

2 Busy Beaver machines work like the Shortest Programs

The Busy Beaver problem, introduced by Tibor Radó more than 40 years ago, is to find the n -state, binary tape Turing machine that is starting with the empty word and has written the utmost number of ones on the tape.

2.1 Notations and programs

In this paper and our Busy Beaver computing programs we will use the following variant of definition of Turing machine.

Definition 1 (Busy Beaver words). *A Turing machine is a quadruple $T = (Q_T, 0, \{0, 1\}, f_T)$ where $Q_T \subset \mathbb{N}$ is the state alphabet, $0 \in Q_T$ is the initial state, the tape alphabet is binary and finally f_T is the partial transition function $f_T : Q_T \times \{0, 1\} \rightarrow Q_T \times \{0, 1\} \times \{\leftarrow, \uparrow, \rightarrow\}$. If f is undefined for some pair (q, c) then the machine T is going to halt. The word w computed by machine T , denoted $T(\lambda) = w$, is the concatenation of tape symbols from the leftmost symbol 1 to the rightmost symbol 1 provided that T has halted. We will say that $T \in BB_n$ provided that $\text{Card}(Q_T) \leq n$. The Busy Beaver function, introduced by Radó, is defined as $BB(n) = \max\{nr_ones(w) \mid T(\lambda) = w, T \in BB_n\}$, here and in the following $nr_ones(w)$ denotes the function $\sum_{i=1}^k w_i, w = w_1 \dots w_k$. The machines and words which belong to the maximum will be called Busy Beaver machines and Busy Beaver words.*

Notation 1. *Elements of the transition function are often referred to as transition rules. For example, let $T = (\{0, 1, 2, 3\}, 0, \{0, 1\}, \{(0, 0, 0, 1, \leftarrow), (0, 1, 0, 0, \rightarrow), (1, 0, 0, 0, \leftarrow), (1, 1, 0, 1, \leftarrow), (2, 0, 0, 1, \rightarrow), (3, 0, 1, 1, \leftarrow)\})$. The*

program of this machine T consist of six rules

$$\begin{aligned} (0, 0) &\rightarrow (0, 1, \leftarrow) \\ (0, 1) &\rightarrow (0, 0, \rightarrow) \\ (1, 0) &\rightarrow (0, 0, \leftarrow) \\ (1, 1) &\rightarrow (0, 1, \leftarrow) \\ (2, 0) &\rightarrow (0, 1, \rightarrow) \\ (3, 0) &\rightarrow (1, 1, \leftarrow) \end{aligned}$$

But in most cases it is easiest to use the state transition diagram when we are interpreting the operation of a machine. A such diagram of this machine T is shown in Figure 1(h). In this diagram, states are nodes and edges are labelled with (read, write, move)-shaped triples.

The word $w = T(\lambda)$ computed by this machine T is 1010111111. The computing of this word is shown in the following rows, where the $[q>$ denotes the position of the head on the tape and the state q of the machine T .

Step 0	00000000 [0>00000	0000000000000
Step 1	0000000 [1>010000	0000000010000
Step 2	000000 [3>0010000	0000000010000
Step 3	00000 [2>01010000	0000001010000
Step 4	000001 [0>1010000	0000011010000
Step 5	0000010 [2>010000	0000010010000
Step 6	00000101 [0>10000	0000010110000
Step 7	000001010 [2>0000	0000010100000
Step 8	0000010101 [0>000	0000010101000
Step 9	000001010 [1>1100	0000010101100
Step 10	00000101 [0>01100	0000010101100
Step 11	0000010 [1>111100	0000010111100
Step 12	000001 [0>0111100	0000010111100
Step 13	00000 [1>1111100	0000011111100
Step 14	0000 [0>01111100	0000011111100
Step 15	000 [1>011111100	0000111111100
Step 16	00 [3>0011111100	0000111111100
Step 17	0 [2>01011111100	0010111111100
Step 18	01 [0>10111111100	0110111111100
Step 19	010 [2>0111111100	0100111111100
Step 20	0101 [0>111111100	0101111111100
Step 21	01010 [2>11111100	0101011111100

We will denote a Turing machine by $(n, f_1, t_1, \dots, f_n, t_n)$ where $f_i \rightarrow t_i$ is a transition rule, the f_i is the from part of the rule, t_i is the to part of the rule. These parts are shown in code snippets in Appendix C.1. For example, the name of the machine T is (6, 0, 9, 1, 14, 2, 18, 3, 3, 4, 5, 6, 15).

Remark 1. For a given number of states n and given number of rules k , the number of machines consisting of k rules is $\binom{2n}{k}(6n)^k$, so the total number of machines with n states is

$$\sum_{k=1}^{2n} \binom{2n}{k} (6n)^k$$

by using Newton's binomial theorem, we obtain $(6n + 1)^{2n} - 1$.

If $n = 4$ then it equals 152.587.890.624. Thus, assuming the lower and upper bound of the time needed to simulate a BB_4 machine are 33 μs and 76 μs ¹. It means that a "brute force" program on a PC with 6100 BogoMips will be computing for number of days from 58 to 135 if we would like to simulate all BB_4 machines. The same values for the case $n = 5$ are 13775 years and 57179 years provided that the minimal and maximal simulating times of a BB_5 machine are 0.53 ms and 2.2 ms².

It appears to be very difficult to give estimation and so to write programs which are working well in the case $n \geq 6$ because we have no any theoretical limit values (for example maximal number of used tape cells or maximal number of steps) that we may use in some simulation program.

Remark 2. We should remark that the definition of Turing machine used by us may changes the Busy Beaver function. We differ from Radó's original and other's further works in that we do not use an extra halting state H . For example let us consider the winner Turing machine with 4 states from one of the above mentioned summary paper by [Michel, 2009]. Here the rule $(2, \mathbf{0}) \rightarrow (H, \mathbf{1}, \rightarrow)$ was applied at last step. So the Radó Busy Beaver function Σ for $n = 4$ is 13 in contrast with our case, where it is equal only to 12. To summarize we may write that

$$\begin{aligned} \Sigma(1) &= BB(1) = 1, \\ \Sigma(2) &= BB(2) = 4, \\ \Sigma(3) &= BB(3) = 6, \\ \Sigma(4) - 1 &= BB(4) = 12 \text{ and} \\ \Sigma(5) - 1 &= BB(5) \geq 4097. \end{aligned}$$

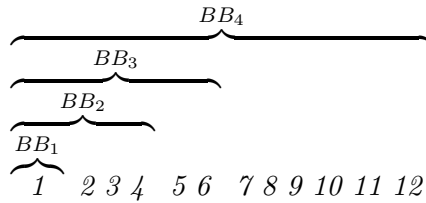
Example 1. In this example in Figure 1, we show machines which are computed by our brute force BB_4 program. We may make an interesting observation that, any two sequential machines are very similar to each other.

¹These values are based on our brute force simulation programs which are enumerating and simulating all BB_4 machines. The times 2 system call was used to measure the elapsed time for the simulation of a BB_4 machine.

²This two estimations were made with naive low value of maximum number of steps. It was equals to only 32000, but then, for example the number of steps of the winner candidate (Marxen-Buntrock) machine is more than 40 million steps.

We remark that, at the same time, the lengths of these machines (apart from trivial ones) are good estimations of the shortest programs that are computing the Busy Beaver words from $n = 1$ to $n = 12$.

These presented machines are solutions to Placid Platypus problem for $n = 1$ to $n = 12$. The Placid Platypus function, introduced by Harland [Harland, 2006], is defined as $PP(n) = \min\{k \mid nr_ones(T(\lambda)) = n, T \in BB_k\}$.



$PP(n) = k$, where k such that $BB(k - 1) < n \leq BB(k)$, ($n=1$ to 12). The values of Placid Platypus function for some higher n can be found in Harland's works. The questions come easy, but no answers come easy, for example, is the PP function monotonic?

Definition 2 (Busy Beaver language). Let \mathcal{L}_{BB} be the set of Busy Beaver words or in other words, the set

$$\mathcal{L}_{BB} = \{w \in \{0, 1\}^* \mid w \text{ is a Busy Beaver word}\}$$

will be called the Busy Beaver language. To be more precise let $\mathcal{L}_{BB}(n) = \{w = T(\lambda) \mid T \in BB_n \text{ and } nr_ones(w) = BB(n)\}$ then the Busy Beaver language is defined as $\mathcal{L}_{BB} = \bigcup_n \mathcal{L}_{BB}(n)$.

In a similar manner we may define the Busy Beaver Machines as follows $\mathcal{M}_{BB}(n) = \{T \in BB_n \mid nr_ones(T(\lambda)) = BB(n)\}$ or rather the Placid Platypus Machines as follows $\mathcal{M}_{PP}(n) = \{T \in BB_k \mid k = PP(n), nr_ones(T(\lambda)) = n\}$.

Example 2. We have carried out our "brute force" computations and got the following results.

$$\begin{aligned} \mathcal{L}_{BB} = & \{1\} \cup \\ & \{1111\} \cup \\ & \{111111, 1011111, 1111101\} \cup \\ & \{111111111111\} \cup \dots \end{aligned}$$

$$\begin{aligned} Card(\mathcal{M}_{BB}(1)) &= 1, \\ Card(\mathcal{M}_{BB}(2)) &= 2, \\ Card(\mathcal{M}_{BB}(3)) &= 44, \\ Card(\mathcal{M}_{BB}(4)) &= 24, \dots \end{aligned}$$

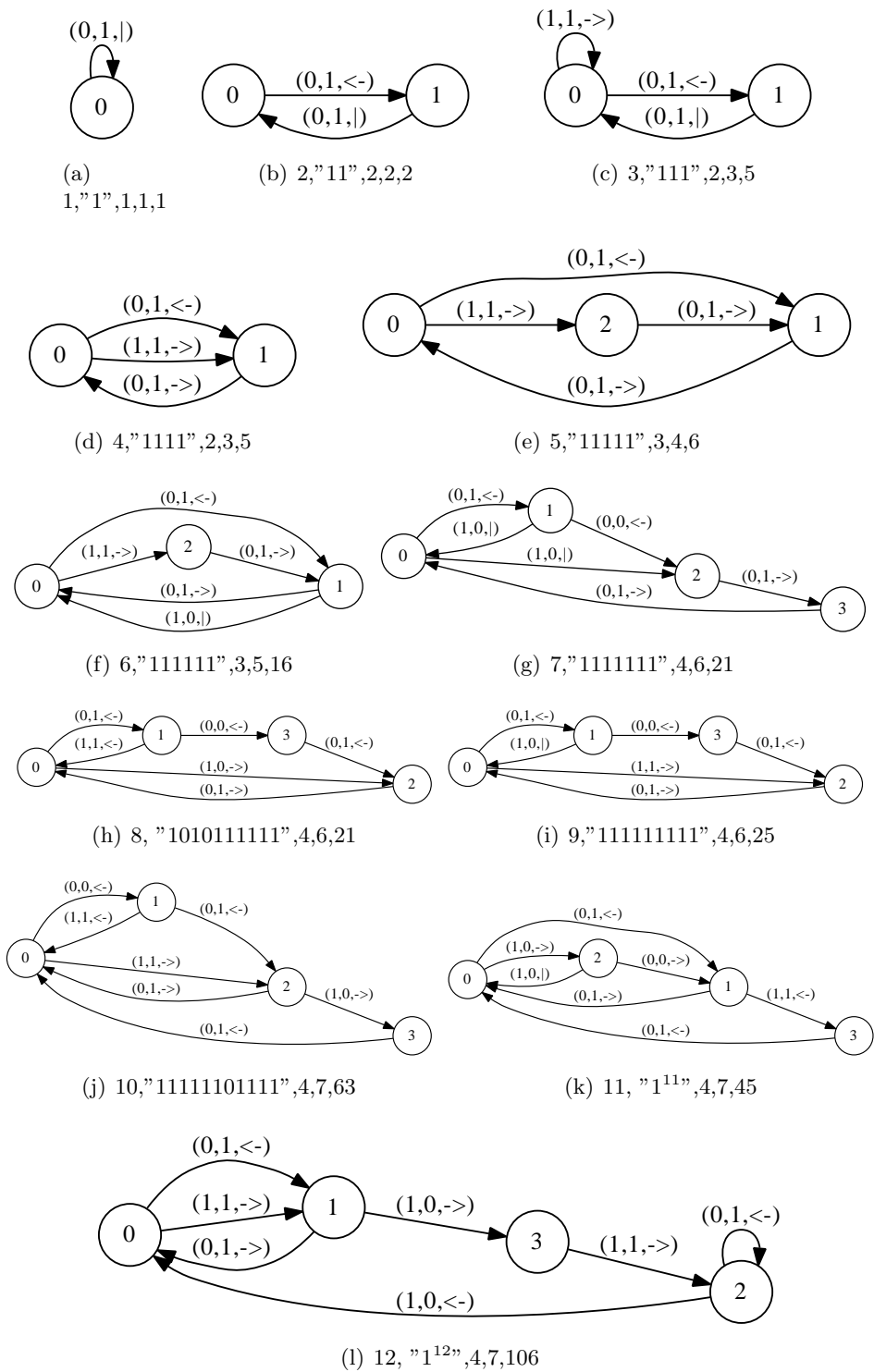


Figure 1: "Placid Platypus machines" are found by our programs, (# of 1's, "T(λ)", # of states, # of rules, # of steps)

$$K_T BB(n) = \min\{t_Z(\lambda) | Z \in \mathcal{M}_{BB}(n)\}$$

$$\begin{aligned} K_T BB(1) &= 1, \\ K_T BB(2) &= 5, \\ K_T BB(3) &= 10, \\ K_T BB(4) &= 95, \dots \end{aligned}$$

In the following, some theorems on Busy Beaver Machines are stated without proofs, but we give some examples. These simple theorems are useful in processing results of our searching programs which are, for example, shown in appendixes.

Theorem 2 (Operating symmetry). *Let T and T' be two Turing machines, T' obtained from T by reversing to opposite direction of movement. Then $T'(\lambda)$ is the mirror word of $T(\lambda)$ and $t_{T'}(\lambda) = t_T(\lambda)$.*

Example 3. *For example, the two machines shown in Figure 8(j) and 9(f) or 13(a) and 13(c) are symmetrical in operating.*

Theorem 3 (State symmetry). *Let T and T' be two Turing machines, T' obtained from T by commuting states differ from 0. Then $T(\lambda) = T'(\lambda)$ and $t_T(\lambda) = t_{T'}(\lambda)$.*

Example 4. *For example, machines in Figure 13(a) and 13(e) are symmetrical in states.*

Definition 3. *Call a subset $\mathcal{B}_{BB}(n)$ of $\mathcal{M}_{BB}(n)$ base machines if it has the following property: any machine T in the $\mathcal{M}_{BB}(n)$ can be represented as operating or state symmetry of a base machine.*

Example 5. *A base machines set for $\mathcal{M}_{BB}(4)$ is shown in the following figure. All machines of $\mathcal{M}_{BB}(4)$ are shown in Appendix B.4. All of them*

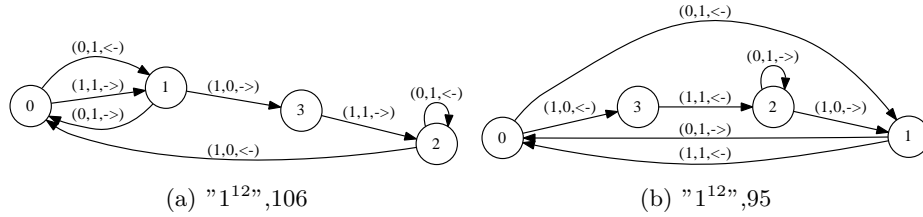


Figure 2: A base machines set for $\mathcal{M}_{BB}(4)$.

can be represented with these two base machines.

The elements of a base machines set for $\mathcal{M}_{BB}(3)$ are shown in the following figures: 8(a),8(b),8(c),8(g),8(h),8(i),8(j),9(a),11(c),11(d) and 11(e).

Cardinalities of known base machines can be summarized as follows.

$$\begin{aligned} \text{Card}(\mathcal{B}_{BB}(1)) &= 1, \\ \text{Card}(\mathcal{B}_{BB}(2)) &= 1, \\ \text{Card}(\mathcal{B}_{BB}(3)) &= 11, \\ \text{Card}(\mathcal{B}_{BB}(4)) &= 2 \end{aligned}$$

2.2 Running Time of the Shortest Programs

It is well known, for example from [Cover et al., 1987], that the length of Busy Beaver words grows faster than any computable function, accordingly $K_T(w)$ grows at least fast than $|w|$, because $|w| \leq K_T(w)$, so thus we should try to search such estimations, which are based on $K_T(w)/|w|$ rather than $K_T(w)$.

Let w be a Busy Beaver word. The $|w| = \text{nr_ones}(w)$, $K(w) = PP(\text{nr_ones}(w))$ and $K_T(w) = \text{Radó's } S(|w|)$ approximations are used in the following table.

$\text{nr_ones}(w)$	$\frac{K_T(w)}{ w }$	$\frac{ w }{K(w)}$	$\frac{K_T(w)K(w)}{ w ^2}$	Source
1	1,0	1,0	1,0	own programs
2	1,0	1,0	1,0	own programs
3	1,6666	1,5	1,1111	own programs
4	1,2500	2,0	0,625	own programs
5	1,2	1,6666	0,72	own programs
6	2,6666	2,0	1,3333	own programs
7	3,0	1,75	1,7142	own programs
8	2,625	2,0	1,3125	own programs
9	2,7777	2,25	1,2345	own programs
10	6,3	2,5	2,52	own programs
11	4,0909	2,75	1,4876	own programs
12	8,8333	3,0	2,9444	own programs
13	8,2307	2,6	3,1656	own programs
14	22,3571	2,8	7,9846	own programs
15	7,3333	3,0	2,4444	own programs
16	12,4375	3,2	3,8867	own programs
17	8,7058	3,4	2,5605	own programs
18	6,2222	3,6	1,7283	own programs
19	10,1052	3,8	2,6592	own programs
21	24,4761	4,2	5,8276	own programs
26	10,1153	5,2	1,9452	own programs
32	18,1875	6,4	2,8417	own programs
117	115,282	23,4	4,9265	Brady
160	130,7937	32	4,0873	own programs
501	268,3972	100,2	2,6786	Schult

$\text{nr_ones}(w)$	$\frac{K_T(w)}{ w }$	$\frac{ w }{K(w)}$	$\frac{K_T(w)K(w)}{ w ^2}$	Source
1915	1114,095	383	2,9088	Uhing
4097	2879,8711	819,4	3,5146	recombined
4097	2880,6155	819,4	3,5155	recombined
4097	2881,3634	819,4	3,5164	recombined
4097	4317,5618	819,4	5,2691	recombined
4097	4317,5652	819,4	5,2691	recombined
4097	5756,0004	819,4	7,0246	recombined
4097	11514,979	819,4	14,0529	Marxen, Buntrock
4097	17266,4898	819,4	21,0721	recombined
136612	96057,2482	22768,6666	4,2188	Marxen, Buntrock
95524079	90975317,14	15920679,83	5,7142	Marxen, Buntrock
2,5e+21	2,12e21	5e+20	5,088	Marxen, Buntrock
6.4e+462	9,53125e+462	1,0666e+462	8,9361	Marxen, Buntrock
1,2e+865	2,5e+865	2e+864	12,5	Marxen, Buntrock
2,5e+881	3,56e+881	4,16e+880	8,544	T. and S. Ligocki
4,6e+1439	5,4e+1439	7,6e+1438	7,0434	T. and S. Ligocki

Table 1: The increasing of running time of the shortest programs.

The not our own Radó's $S(|w|)$ and $\Sigma(|w|)$ values contained in this table can be found in [Michel, 2009]. The recombined machines can be found in [Bátfai, 2009].

The values of 4th column in the table (namely that $K_T(w) = O(|w|^2)$) encourage us to believe that there may exists an estimation of running time of the shortest programs.

3 Conclusion and further work

In this paper we have posed a question, namely, how long does it take to run the shortest programs? Cannot the shortest programs run on indefinitely in time? Our intuition and first calculations shown in table 1 both suggest an answer in the affirmative.

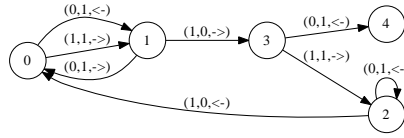
We focused on Busy Beaver machines rather than general case of the shortest Turing machines. Busy Beaver machines and words have been charted fully for $n = 1$ to 4 with our programs. We have already begun programs to chart the Busy Beaver case of $n = 5$ and Placid Platypus machines. Our searching program in principle may find such BB_5 machines that can do more than 135 million steps before halting. But our main purpose is to produce much more $\frac{K_T(w)K(w)}{|w|^2}$ values.

A Placid Platypus Machines

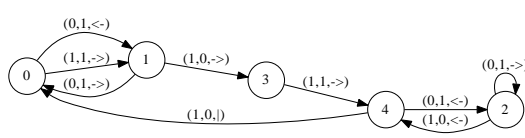
In this appendix we show some $\mathcal{M}_{PP}(n)$ machines where $PP(n) = 5$. Some Placid Platypus Machines for $PP(n) = 1$ to 4 were already shown in Figure 1.

The following machines, in order of increasing n , are also founded by our C programs. These programs and related data can be downloaded from <http://www.inf.unideb.hu/~nbatfai/bb>.

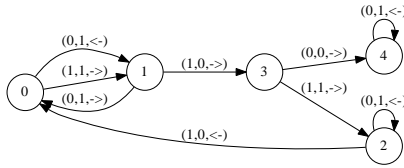
A.1 $\mathcal{M}_{PP}(n), PP(n) = 5$



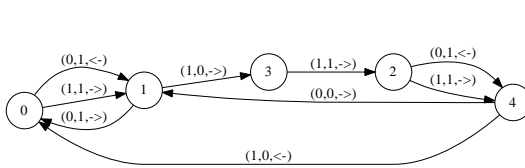
(a) 13, "111111111111101", 5,8,107



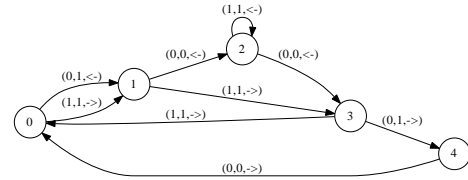
(b) 14, "1¹²00101", 5,9,313



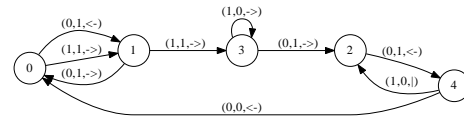
(c) 15, "1¹⁵", 5,9,110



(d) 16, "111101⁸01111", 5,9,199



(e) 17, "101¹⁶", 5,9,148



(f) 18, "1¹⁰01⁸", 5,9,112

Figure 3: Some Placid Platypus machines are found by our programs, (# of 1's, " $T(\lambda)$ ", # of states, # of rules, # of steps)

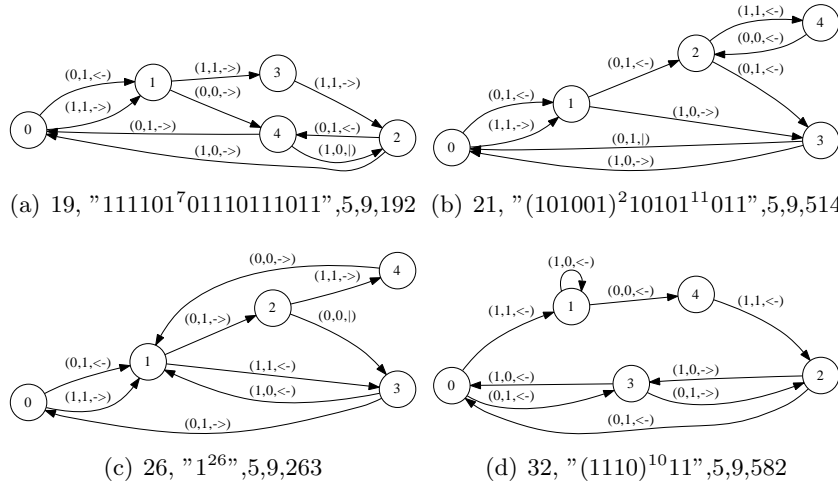


Figure 4: Some Placid Platypus machines are found by our programs, (# of 1's, " $T(\lambda)$ ", # of states, # of rules, # of steps)

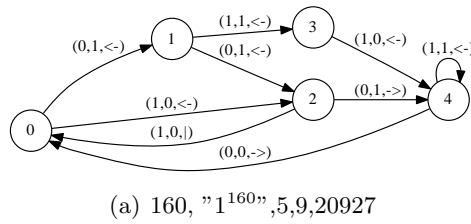


Figure 5: Some Placid Platypus machines are found by our programs, (# of 1's, " $T(\lambda)$ ", # of states, # of rules, # of steps)

B Busy Beaver Machines

In this appendix we show all $\mathcal{M}_{BB}(n)$ machines for $n = 1$ to 4.

The following machines, in order of found, are also computed by our C programs. These programs and related data can be downloaded from <http://www.inf.unideb.hu/~nbatfai/bb>.

B.1 $\mathcal{M}_{BB}(1)$

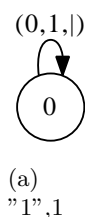


Figure 6: The only $\mathcal{M}_{BB}(1)$ Busy Beaver Machine, (" $T(\lambda)$ ", # of steps)

B.2 $\mathcal{M}_{BB}(2)$

The two $\mathcal{M}_{BB}(2)$ Busy Beaver Machines are symmetric in operation.

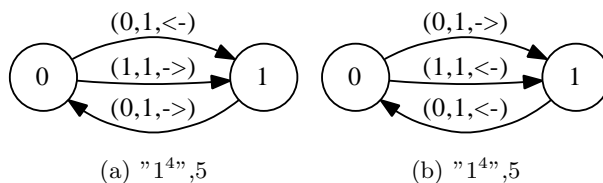


Figure 7: The two symmetric $\mathcal{M}_{BB}(2)$ Busy Beaver Machines, (" $T(\lambda)$ ", # of steps)

B.3 $\mathcal{M}_{BB}(3)$

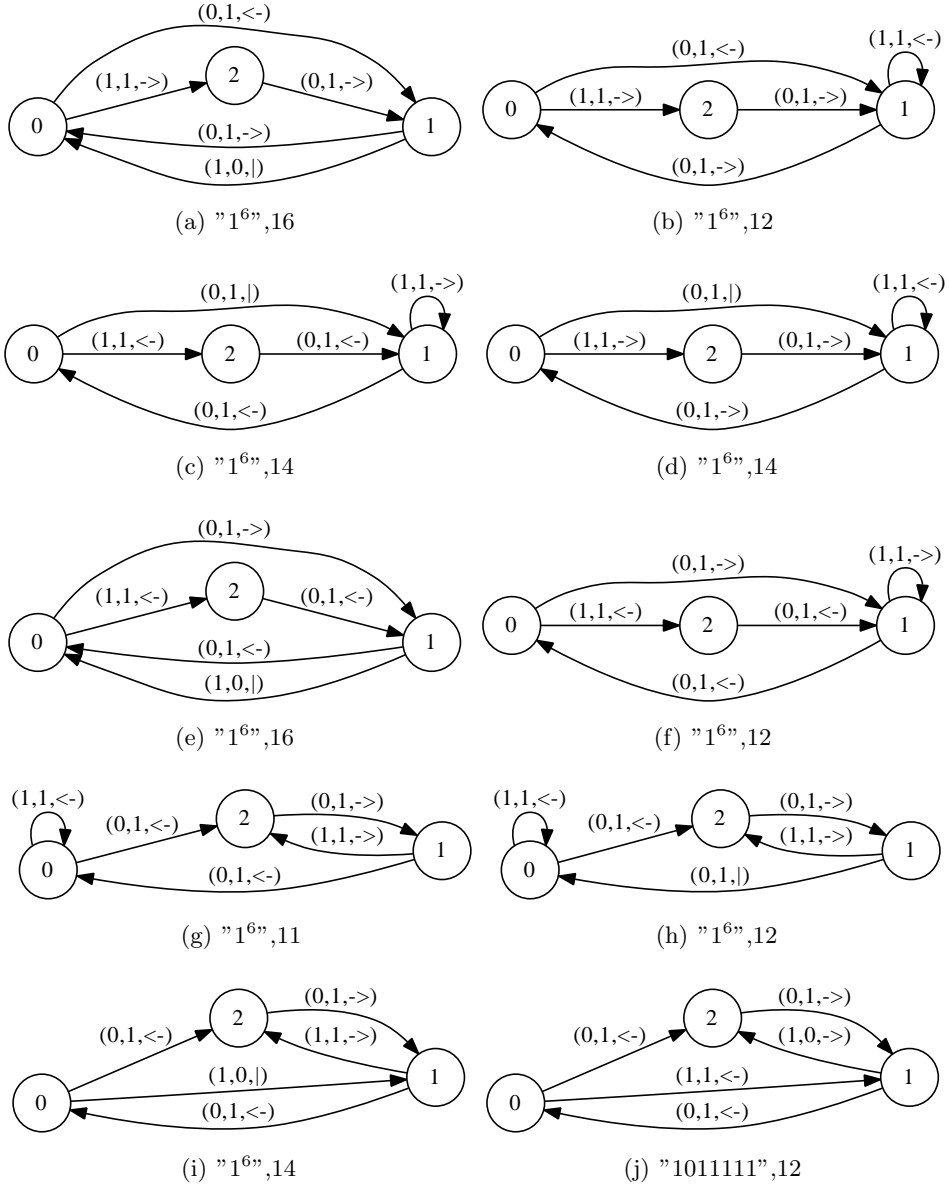


Figure 8: All $\mathcal{M}_{BB}(3)$ Busy Beaver Machines (0-9), (" $T(\lambda)$ ", # of steps)

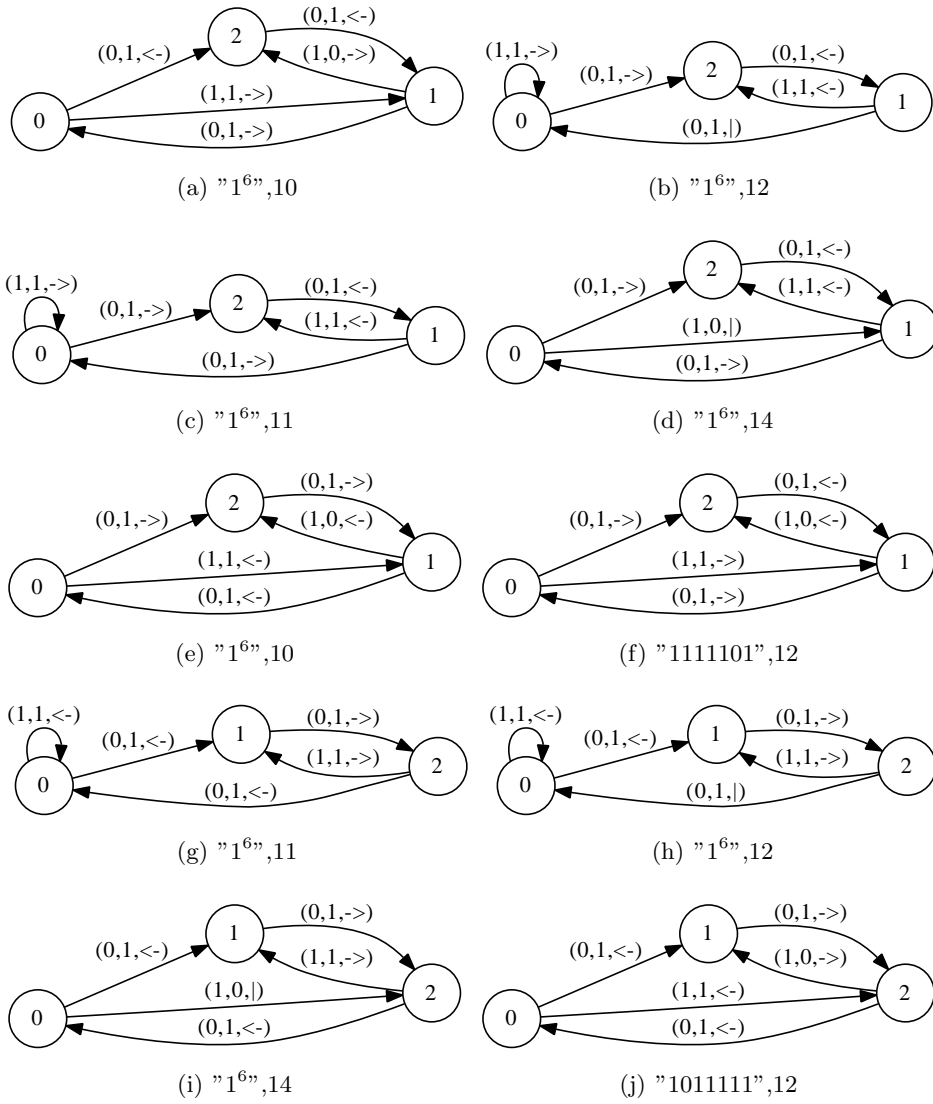


Figure 9: All $\mathcal{M}_{BB}(3)$ Busy Beaver Machines (10-19), (" $T(\lambda)$ ", # of steps)

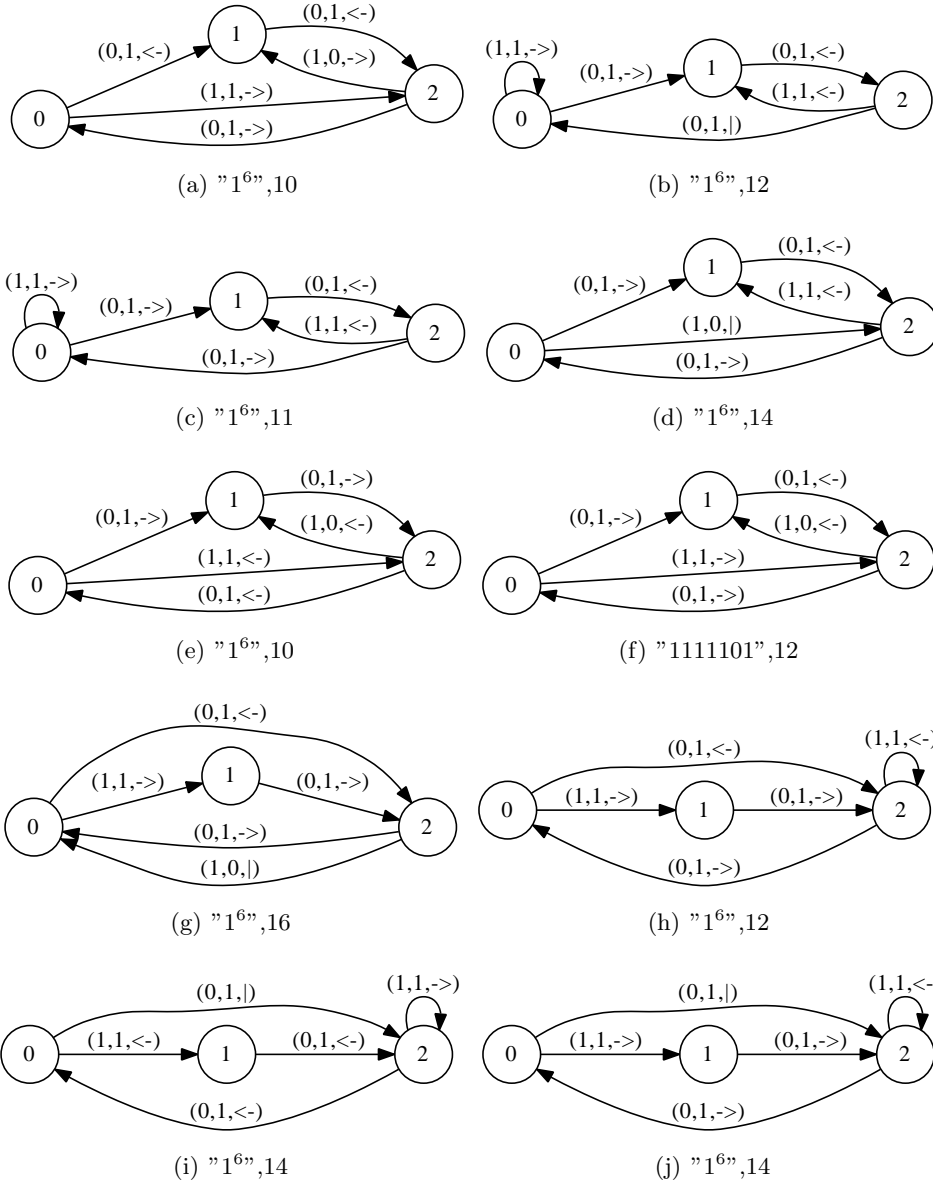


Figure 10: All $\mathcal{M}_{BB}(3)$ Busy Beaver Machines (20-29), (" $T(\lambda)$ ", # of steps)

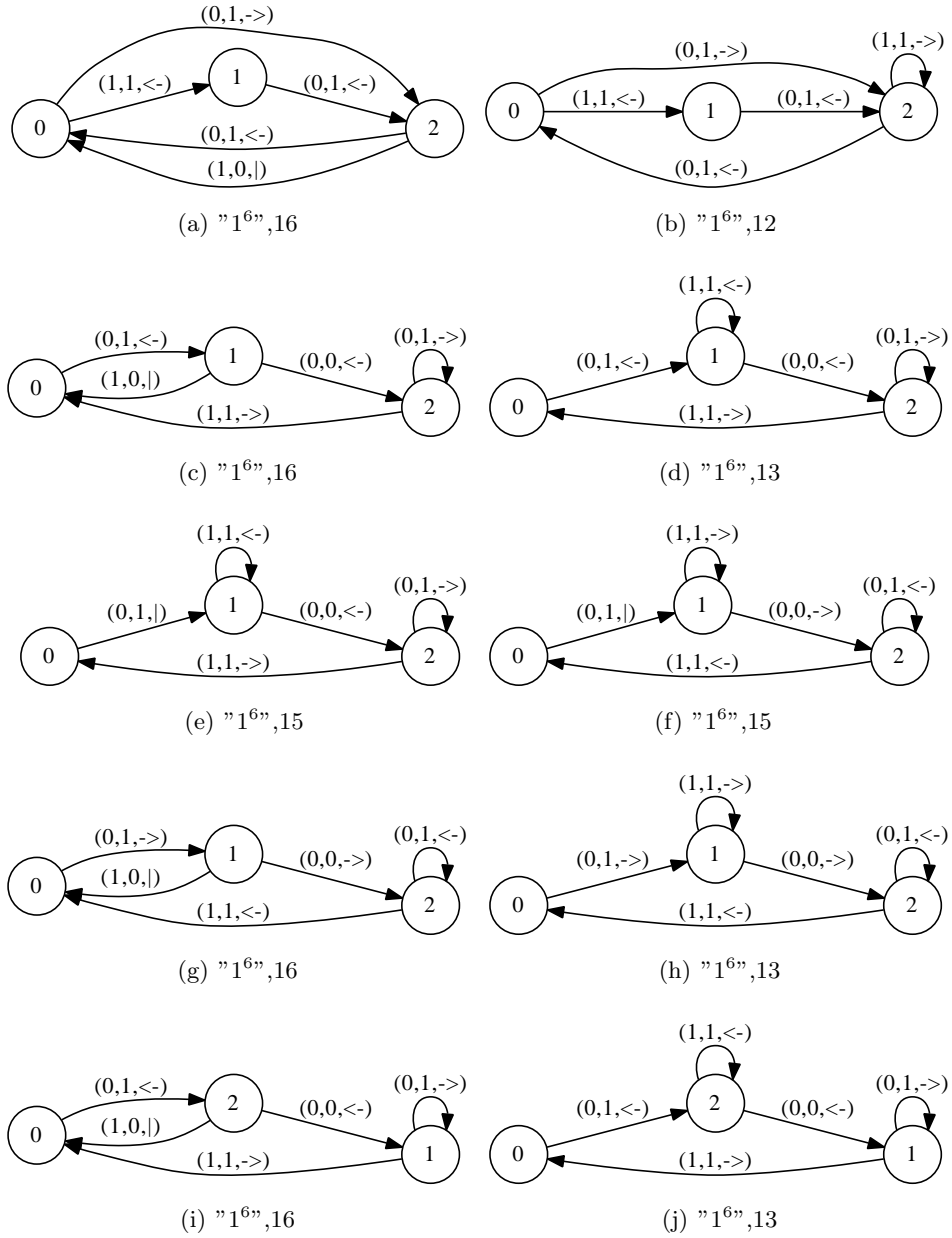


Figure 11: All $\mathcal{M}_{BB}(3)$ Busy Beaver Machines (30-39), (" $T(\lambda)$ ", # of steps)

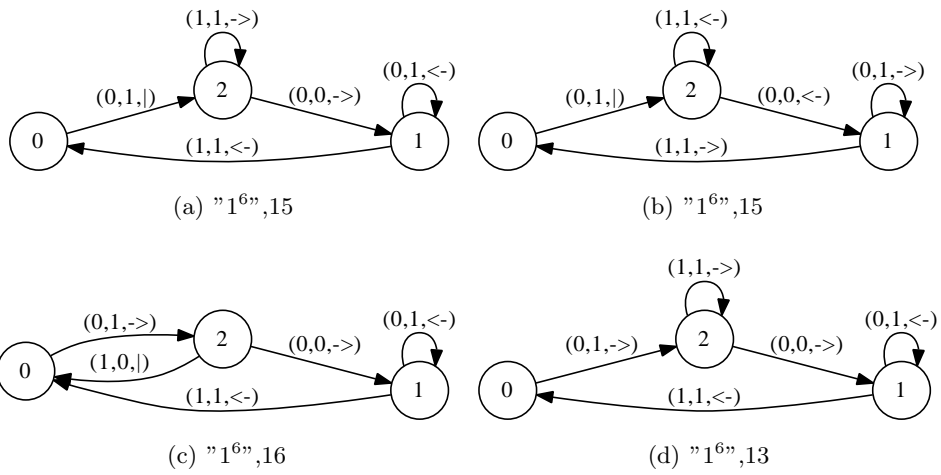


Figure 12: All $\mathcal{M}_{BB}(3)$ Busy Beaver Machines (40-43), (" $T(\lambda)$ ", # of steps)

B.4 $\mathcal{M}_{BB}(4)$

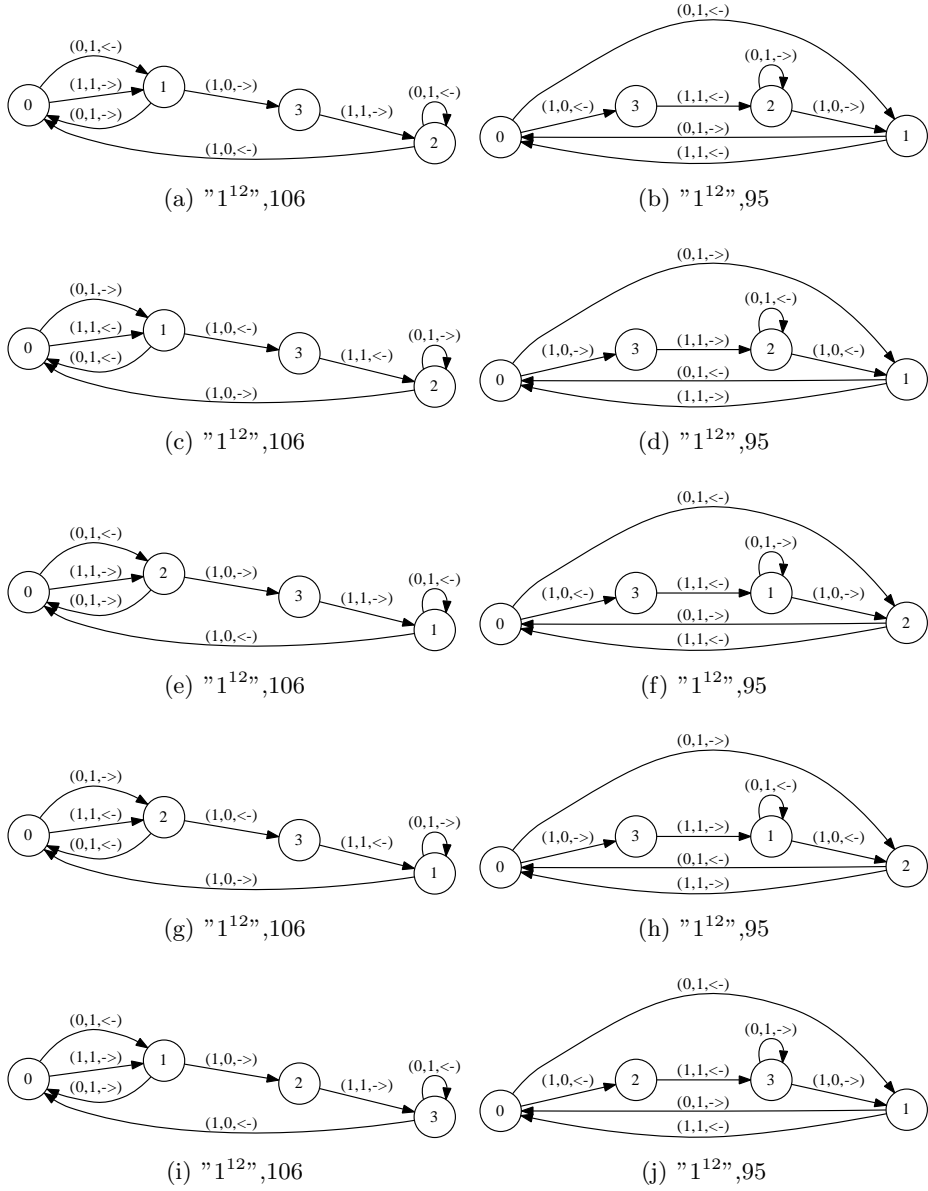


Figure 13: All $\mathcal{M}_{BB}(4)$ Busy Beaver Machines (0-9), (" $T(\lambda)$ ", # of steps)

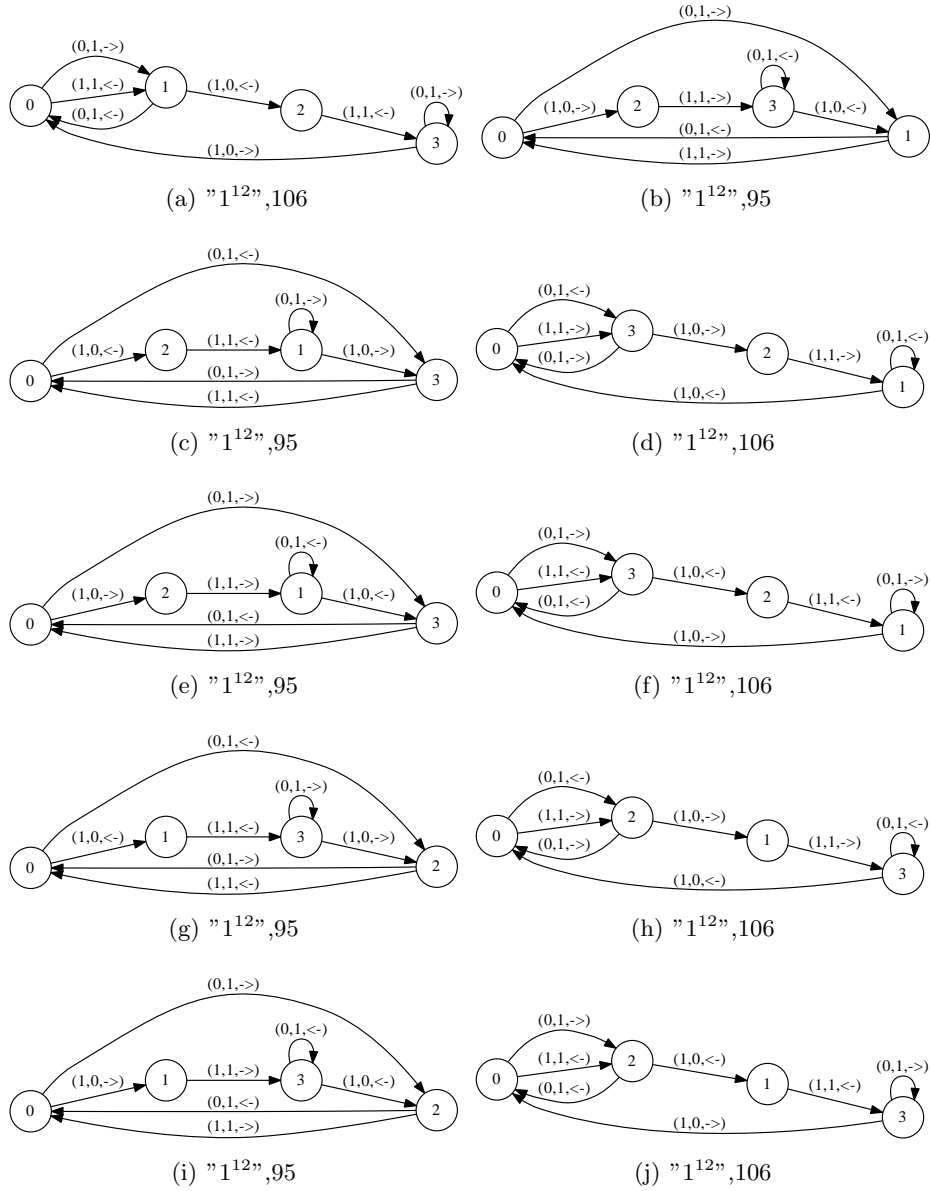


Figure 14: All $\mathcal{M}_{BB}(4)$ Busy Beaver Machines (10-19), (" $T(\lambda)$ ", # of steps)

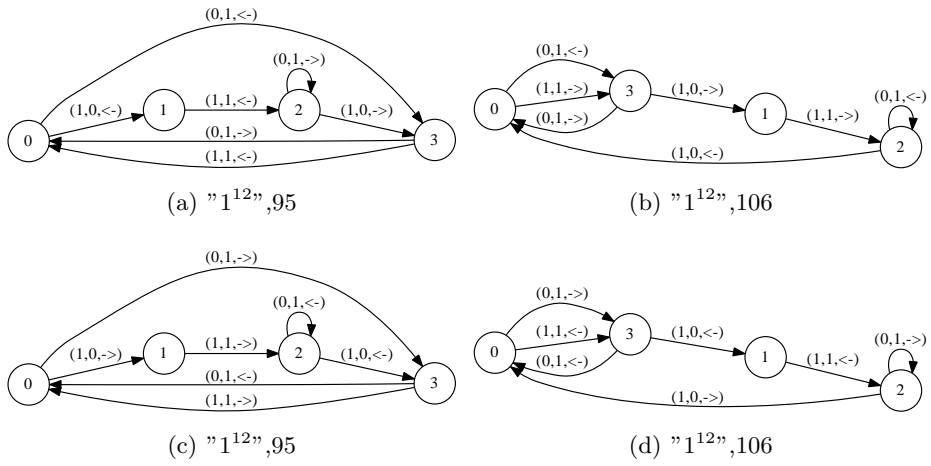


Figure 15: All $\mathcal{M}_{BB}(4)$ Busy Beaver Machines (20-23), (" $T(\lambda)$ ", # of steps)

C Some C code snippets

C.1 BB_5

The array indexes contained in this code snippet may be used to decrypt the names of Turing machines. For example, from the name $(n, f_1, t_1, \dots, 2, 18, \dots, f_n, t_n)$ with indexes 2 and 18 we can decrypt the rule $(1, 0) \rightarrow (3, 0, \leftarrow)$.

```
#define NOF_FROM 10
#define NOF_TO 30

/* (state, read) -> */
int from[NOF_FROM][2] = {
    {0, 0}, // 0
    {0, 1}, // 1
    {1, 0}, // 2
    {1, 1}, // 3
    {2, 0}, // 4
    {2, 1}, // 5
    {3, 0}, // 6
    {3, 1}, // 7
    {4, 0}, // 8
    {4, 1} // 9
};

/* -> (state, write, move)
           0: <-
           1: |
           2: -> */
int to[NOF_TO][3] = {
    {0, 0, 0}, // 0
    {0, 0, 1}, // 1
    {0, 0, 2}, // 2
    {0, 1, 0}, // 3
    {0, 1, 1}, // 4
    {0, 1, 2}, // 5
    {1, 0, 0}, // 6
    {1, 0, 1}, // 7
    {1, 0, 2}, // 8
    {1, 1, 0}, // 9
    {1, 1, 1}, // 10
    {1, 1, 2}, // 11
    {2, 0, 0}, // 12
    {2, 0, 1}, // 13
    {2, 0, 2}, // 14
```

```
{2, 1, 0}, // 15
{2, 1, 1}, // 16
{2, 1, 2}, // 17
{3, 0, 0}, // 18
{3, 0, 1}, // 19
{3, 0, 2}, // 20
{3, 1, 0}, // 21
{3, 1, 1}, // 22
{3, 1, 2}, // 23
{4, 0, 0}, // 24
{4, 0, 1}, // 25
{4, 0, 2}, // 26
{4, 1, 0}, // 27
{4, 1, 1}, // 28
{4, 1, 2} // 29
};

...

    if ((nr_1s =
        simulate (9, f1, t1, f2, t2, f3, t3, f4,
                 t4, f5, t5, f6, t6, f7, t7, f8,
                 t8, f9, t9)) > max_ones)
        {...
...

```

D Acknowledgement

The author would like to thank Professor György Terdik for encouraging starting of research in algorithmic information theory in our department. Since Spring 2009, we together organize a learning seminar on Kolmogorov Complexity. We are interested in developing programs which are based on data and CPU intensive computing.

References

- N. Bátfai. Recombinations of busy beaver machines. *CoRR*, abs/0908.4013, 2009. URL <http://www.citebase.org/abstract?id=oai:arXiv.org:0908.4013>.
- I. T. M. Cover, B. Gopinath, and G. J. Chaitin. Computing the busy beaver function, 1987. URL <http://citeseerx.ist.psu.edu/viewdoc/summary?doi=10.1.1.49.9539>.
- J. Harland. The busy beaver, the placid platypus and other crazy creatures. In *CATS '06: Proceedings of the 12th Computing: The Australasian Theory Symposium*, pages 79–86. Australian Computer Society, Inc., 2006. URL <http://citeseerx.ist.psu.edu/viewdoc/summary?doi=10.1.1.60.6625>.
- M. Li and P. Vitányi. *An introduction to Kolmogorov complexity and its applications (3rd ed.)*. Springer-Verlag, 2008.
- P. Michel. The busy beaver competition: a historical survey, 2009. URL <http://www.citebase.org/abstract?id=oai:arXiv.org:0906.3749>.
- L. Rónyai, G. Ivanyos, and R. Szabó. *Algoritmusok*. Typotex, 1998.