

Approximating Eigenvectors by Subsampling

Noureddine El Karoui
Statistics, U.C. Berkeley
Berkeley, CA 94720
nkaroui@stat.berkeley.edu

Alexandre d'Aspremont
ORFE, Princeton University
Princeton, NJ 08544
aspremon@princeton.edu

October 28, 2018

Abstract

We show that averaging eigenvectors of randomly sampled submatrices efficiently approximates the true eigenvectors of the original matrix under certain conditions on the incoherence of the spectral decomposition. This incoherence assumption is typically milder than those made in matrix completion and allows eigenvectors to be sparse. We discuss applications to spectral methods in dimensionality reduction and information retrieval.

1 Introduction

Spectral methods have a long list of applications in statistics and machine learning. Beyond simple dimensionality reduction techniques such as PCA, they have been used in clustering [1], ranking & information retrieval [2, 3, 4], or classification for example. One of the most attractive features of these methods is their low numerical cost, in particular on problems where the data matrix is sparse (e.g. graph clustering, information retrieval, etc). Computing a few leading eigenvalues and eigenvectors of a matrix, using the power or Lanczos methods for example, requires performing a sequence of matrix vector products and can be processed very efficiently. This means that when the matrix has dimension n , the cost of each iteration is $O(n^2)$ in both storage and flops.

However, for extremely large scale problems arising in information retrieval or dimensionality reduction for example, this cost quickly becomes prohibitively high. Decomposing each matrix vector product in many smaller block operations partially alleviates this problem, but makes the overall process very bandwidth intensive. Decomposition techniques thus improve the *granularity* of iterative eigenvalue methods (i.e. require many cheaper operations instead of a single very expensive one), but at the expense of significantly higher bandwidth requirements. Here, we focus on methods that improve the granularity of large-scale eigenvalue computations while having very low bandwidth requirements, meaning that they can be fully distributed over many, loosely connected machines.

The idea of using subsampling to lower the complexity of spectral methods can be traced back at least to [5, 6] who described algorithms based on subsampling and random projections respectively. Explicit error estimates followed in [7, 8, 9] which bounded the approximation error of either elementwise or columnwise matrix subsampling procedures. On the application side, a lot of work has been focused on the Pagerank vector, [10] in particular study its stability under perturbations of the network matrix and apply similar techniques to spectral clustering in [11], both works have

close connections to ours. Finally, following the *Netflix* competition on collaborative filtering, a more recent stream of works [12, 13, 14, 15] has also been focused on exactly reconstructing a low rank matrix from a small, single incoherent set of observations.

Our work here is focused on the impact of subsampling on eigenvector approximations. First we seek to understand how far we can reduce the granularity of eigenvalue methods using subsampling, before reconstructing leading eigenvectors becomes impossible. This question was partially answered in [14, 15] for matrices with low rank, incoherent spectrum, using a *single* subset of matrix coefficients, after solving a convex program with high complexity. Here we make much milder assumptions on matrix incoherence. In particular, we allow some eigenvectors to be *sparse* (while remaining incoherent on their support) but we approximate eigenvectors using *many* subsampled matrices. Second, under certain condition on the sampling rate which guarantee that we remain in a perturbative setting, we show that simply *averaging* many approximate eigenvectors obtained by subsampling reduces approximation error by an order of magnitude. Overall, the fact that we remain in a perturbative setting also keeps our proofs relatively simple.

Notation. In what follows, we write \mathbf{S}_n the set of symmetric matrices of dimension n . For a matrix $X \in \mathbf{R}^{m \times n}$, we write $\|X\|_F$ its Frobenius norm, $\|X\|_2$ its spectral norm, $\sigma_i(X)$ its i -th largest singular value and let $\|X\|_\infty = \max_{ij} |X_{ij}|$, while $\mathbf{Card}(X)$ is the number of nonzero coefficient in X . When $x \in \mathbf{R}^n$ is a vector, we write its Euclidean norm $\|x\|_2$ and $\|x\|_\infty$ its ℓ_∞ norm. κ denotes a generic constant, whose value may change from display to display.

2 Subsampling

We first recall the subsampling procedure in [9] which approximates a symmetric matrix $M \in \mathbf{S}_n$ using a subset of its coefficients. The entries of M are independently sampled as

$$S_{ij} = \begin{cases} M_{ij}/p & \text{with probability } p \\ 0 & \text{otherwise,} \end{cases} \quad (1)$$

where $p \in [0, 1]$ is the sampling probability. Theorem 1.4 in [9] shows that when n is large enough

$$\|M - S\|_2 \leq 4\|M\|_\infty \sqrt{n/p}, \quad (2)$$

holds with high probability. In what follows, we will prove a similar bound on $\|M - S\|_2$ using incoherence conditions on the spectral decomposition of M .

2.1 Computational benefits

Computing k leading eigenvectors and eigenvalues of a symmetric matrix of dimension n using iterative algorithms such as the power or Lanczos methods (see [16, Chap. 8-9] for example) only requires matrix vector products, hence can be performed in $O(kn^2)$ flops when the matrix is dense. However, this cost is reduced to $O(k\mathbf{Card}(X))$ flops for sparse matrices X . Because the matrix S defined in (1) has only pn^2 nonzero coefficients on average, the cost of computing k leading eigenvalues/eigenvectors of S will typically be $1/p$ times smaller than that of performing the same task on the full matrix M . Of course, sampling the matrix S still requires $O(n^2)$ flops, but can be done in a single pass over the data and be fully distributed.

2.2 Sparse matrix approximations

Let us write the spectral decomposition of $M \in \mathbf{S}_n$ as

$$M = \sum_{i=1}^n \lambda_i u_i u_i^T$$

where $u_i \in \mathbf{R}^n$ for $i = 1, \dots, n$ and $\lambda \in \mathbf{R}^n$ are the eigenvalues of M with $\lambda_1 > \dots > \lambda_n$ (we assume they are all distinct). Let $\alpha \in [0, 1]^n$, we measure the *incoherence* of the matrix M as

$$\mu(M, \alpha) = \sum_{i=1}^n |\lambda_i| n^{\alpha_i} \|u_i\|_\infty^2 \quad (3)$$

Note that this definition is slightly different from that used in [14] because we do not seek to reconstruct the matrix M exactly, so the tail of the spectrum can be partially neglected in our case. As we will see below, it also allows for sparse eigenvectors.

Let us define a matrix $Q \in \mathbf{S}_n$ with i.i.d. Bernoulli coefficients

$$Q_{ij} = \begin{cases} 1/p & \text{with probability } p \\ 0 & \text{otherwise.} \end{cases}$$

We can write

$$Q = \mathbf{1}\mathbf{1}^T + \sqrt{\frac{1-p}{p}} C$$

where C is now i.i.d. Bernoulli with mean zero and variance one, defined as

$$C_{ij} = \begin{cases} \sqrt{(1-p)/p} & \text{with probability } p \\ -\sqrt{p/(1-p)} & \text{otherwise.} \end{cases}$$

We can write the sampled matrix S in (1) as

$$S = M \circ Q = M + \sqrt{\frac{1-p}{p}} \left(\sum_{i=1}^n \lambda_i (u_i u_i^T) \circ C \right) \equiv M + E \quad (4)$$

and we now seek to bound the spectral norm of the residual matrix E as n goes to infinity. We make the following key assumptions on the incoherence of the matrix M .

Assumption 1 *There is a vector $\alpha \in [0, 1]^n$ for which*

$$\mu(M, \alpha) \leq \mu \quad \text{and} \quad \text{Card}(u_i) \leq \frac{\kappa}{2} n^{\alpha_i}, \quad i = 1, \dots, n$$

as n goes to infinity, where μ and κ are absolute constants.

Using [17, Th. 5.5.19] or the fact that $uu^T \circ C = D_u C D_u$, where D_u is a diagonal matrix with the vector u on the diagonal, we get

$$\|E\|_2 = \sqrt{\frac{1-p}{p}} \left\| \sum_{i=1}^n \lambda_i C \circ (u_i u_i^T) \right\|_2 \leq \sqrt{\frac{1-p}{p}} \sum_{i=1}^n |\lambda_i| n^{\alpha_i/2} \|u_i\|_\infty^2 \left\| \frac{C_{\alpha_i}}{n^{\alpha_i/2}} \right\|_2 \quad (5)$$

where we have assumed that the vector u_i is sparse with $\text{Card}(u_i) \leq \kappa n^{\alpha_i}$, so C_{α_i} is a principal submatrix of C with dimension n^{α_i} . Now, [18, Th. 1.4] shows

$$\left\| \frac{C_{\alpha_i}}{n^{\alpha_i/2}} \right\|_2 \leq \kappa$$

almost surely (asymptotically), whenever p is greater than $(\log n)^{4+\delta}/n^{\alpha_i}$, for some $\delta > 0$. The result in [9, Theorem 3.1] produces a similar bound with high probability for finite n , but only holds for extremely large values of n . However, we face here another difficulty: we need to control the maximum of these largest singular values, and show that the inequality above holds for this maximum. This is done using Talagrand's inequality (see [19], Corollary 4.10), by relying on the fact that the largest singular value of C is a convex $\sqrt{2}$ -Lipschitz function (with respect to Euclidian norm) of the entries of C that are on or above the diagonal. Vu's result implies that all the medians are less than κ , and as soon as $pn^{\alpha_i} > (\log n)^{1+\delta}$ we have the result for the maximum by a standard union bound argument. This means that we can bound the spectral norm of E by

$$\|E\|_2 \leq (\kappa\mu) (pn^{\alpha_{\min}})^{-1/2} \quad (6)$$

almost surely (asymptotically), where $\alpha_{\min} = \min_{i=1,\dots,n} \alpha_i$. This means in particular that the error term coming from the sparsest eigenvector will usually dominate all the others in the residual.

In other respects, separate computations indicate that $\|C/n^{1/2}\|_2$ goes to infinity if $p \leq (\log n)^{1-\delta}/n$, which suggests that this approach would run into trouble if the sampling rate were smaller than $(\log n)/n$.

2.3 Tightness

Note that, in the limit case $\alpha = 1$ where the eigenvectors are fully dense and incoherent, our bound is similar to the original bound in [9, Theorem 1.4] or that of [15, Th 1.1] (our model for M is completely different however). In fact, the bounds in (2) and (6) can be directly compared. In the fully dense case where $\alpha = 1$, these bounds satisfy

$$\sqrt{n}\|M\|_{\infty} = \sqrt{n} \left\| \sum_{i=1}^n \lambda_i (u_i u_i^T) \right\|_{\infty} \leq n^{-1/2} \sum_{i=1}^n |\lambda_i| n \|u_i\|_{\infty}^2 \leq n^{-1/2} \mu$$

so in this limit case, the original bound in (2) is always tighter than our bound in (6). However, in the sparse incoherent case where $\alpha \neq 1$, the ratio of (2) over (6) becomes

$$\frac{\left\| \sum_{i=1}^n \lambda_i n^{\frac{(\alpha_{\min}+1)}{2}} (u_i u_i^T) \right\|_{\infty}}{\sum_{i=1}^n |\lambda_i| n^{\alpha_i} \|u_i\|_{\infty}^2}$$

which can be large when $\alpha_{\min} < 1$. The results in [15], which are focused on exact recovery of low rank incoherent matrices, do not apply when the eigenvectors are sparse (i.e. $\alpha \neq 1$).

2.4 Approximating eigenvectors

We now study the impact of subsampling on the eigenvectors. If we suppose that spectral norm of the residual is smaller than the separation distance between eigenvalues, with

$$\|E\|_2 \leq (\lambda_1 - \lambda_2)/2 \quad (7)$$

the result in [20, Theorem II.3.9] shows that we can use perturbation expansions to approximate the leading eigenvector of the subsampled matrix. Based on the bound in (6), this condition will be satisfied if

$$\frac{\kappa\mu}{\sqrt{pn^{\alpha_{\min}}}} \leq (\lambda_1 - \lambda_2)/2.$$

We write R the reduced resolvent of M , defined as

$$R = \sum_{j \neq 1} \frac{1}{\lambda_j - \lambda_1} u_j u_j^T.$$

In the perturbative setting, if we call v the leading eigenvector of the sampled matrix S in (1) and set $u = u_1$, the expansion (4.20) in [20, II.4.3] yields

$$v = u - REu + R(E - u^T E u \mathbf{I})RE + o_P(\|E\|_2^2) \quad (8)$$

For simplicity here, we have normalized v so that $v^T u = 1$, a similar result holds if we set $v^T v = 1$ instead. Because the residual matrix satisfies $\mathbf{E}[E] = 0$, if we average eigenvectors over many subsampled matrices (after removing indeterminacy by always making the first component positive), the residual error will be of order $\|E\|_2^2$ with

$$\|E\|_2^2 \leq \frac{\kappa^2 \mu^2}{pn^{\alpha_{\min}}}.$$

Note that this result applies to all eigenvectors for which the separation condition (7) is satisfied. Finally, we note that theoretical as well as practical considerations (see below) seem to indicate that condition (7) is quite conservative.

2.5 Variance

The expansion in (8) also allows us to approximate the variance of the residual REu after subsampling. By construction, $\mathbf{E}[E] = 0$ and

$$\mathbf{E}[\|REu\|_2^2] = \mathbf{E}[u^T E R^2 E u] = \sum_{j=2}^n \mathbf{E}\left[\frac{(u_1^T E u_j)^2}{(\lambda_j - \lambda_1)^2}\right],$$

by definition. Now $\sum_{j=1}^n (u_1^T E u_j)^2 = u_1^T E^2 u_1$, because E is symmetric, the u_i 's form an orthonormal basis and $u_1^T E u_j$ is the j -th coefficient of $E u_1$ in this basis, so the sum of the squared coefficients is the squared norm of the vector. Hence,

$$\mathbf{E}[\|REu\|_2^2] \leq \frac{1}{(\lambda_2 - \lambda_1)^2} \left(\mathbf{E}[u_1^T E^2 u_1] - \mathbf{var}(u_1^T E u_1) \right).$$

The variance of $u_1^T E u_1$ is easy to compute if we rewrite this quantity as a sum of independent random variables. Also, elementary computations show that $\mathbf{E}[E^2]$ is a diagonal matrix, whose i -th diagonal entry is, in the uniform sampling case, $(1-p)\|C_i(M)\|_2^2/p$, where $C_i(M)$ is the i -th column of M . Hence, in that case, if $w_1 = u_1 \circ u_1$, and $\mathcal{M} = M \circ M$,

$$\mathbf{E}[\|REu\|_2^2] \leq \frac{1}{(\lambda_2 - \lambda_1)^2} \frac{1-p}{p} \left(\sum_{k=1}^n u_1(k)^2 \|C_k(M)\|_2^2 - \left[2w_1^T \mathcal{M} w_1 - \sum_{k=1}^n w_1^2(k) \mathcal{M}_{kk} \right] \right).$$

Assuming w.l.o.g. that $\lambda_1 = \|M\|_2$, when the matrix is subsampled uniformly this bound yields

$$\mathbf{E}[\|REu\|_2^2] \leq \frac{1}{(1 - \lambda_2/\lambda_1)^2} \|u_1\|_\infty^2 \frac{\mathbf{NumRank}(M)}{p} \quad (9)$$

where $\mathbf{NumRank}(M) = \|M\|_F^2 / \|M\|_2^2$ is the numerical rank of the matrix M and is a stable relaxation of the rank, satisfying $1 \leq \mathbf{NumRank}(M) \leq \mathbf{Rank}(M) \leq n$ (see [21] for a discussion).

This also suggests a way to subsample adaptively as in [9], selecting p_{ij} to minimize the variance term by solving

$$\begin{aligned} & \text{minimize} && \sum_{ij} M_{ij}^2 / q_{ij} \\ & \text{subject to} && p \leq q_{ij}, \quad i, j = 1, \dots, n \\ & && \mathbf{1}^T q = 1, \quad q \geq 0 \end{aligned}$$

in the probability vector $q \in \mathbf{R}^{n^2}$. A simple solution is then to sample adaptively as in [9] with probability

$$p_{ij} = \max \left\{ p, \frac{M_{ij}^2}{\|M\|_F^2} \right\}, \quad i, j = 1, \dots, n,$$

and this requires an additional pass on the matrix to compute $\|M\|_F$.

2.6 Nonsymmetric matrices

The results described above are easily extended to nonsymmetric matrices. We assume $M \in \mathbf{R}^{m \times n}$, with $m \geq n$ and write its spectral decomposition

$$M = \sum_{i=1}^n \sigma_i u_i v_i^T.$$

where $u_i \in \mathbf{R}^n$, $v_i \in \mathbf{R}^m$ and $\sigma_i > 0$. We can adapt the definition of incoherence to

$$\mu(M, \alpha, \beta) = \sum_{i=1}^n \sigma_i n^{\alpha_i/2} \|u_i\|_\infty m^{\beta_i/2} \|v_i\|_\infty$$

and reformulate our main assumption on M as follows.

Assumption 2 *There are vectors $\alpha \in [0, 1]^n$ and $\beta \in [0, 1]^n$ for which*

$$\mu(M, \alpha, \beta) \leq \mu \quad \text{and} \quad \mathbf{Card}(u_i) \leq \frac{\kappa}{2} n^{\alpha_i}, \quad \mathbf{Card}(v_i) \leq \frac{\kappa}{2} m^{\beta_i}, \quad i = 1, \dots, n$$

as m, n go to infinity with $m = \rho n$ for a given $\rho > 1$, where μ and κ are absolute constants.

In this setting, using again [17, Th. 5.5.19], we get

$$\left\| \sum_{i=1}^n \sigma_i C \circ (u_i v_i^T) \right\|_2 \leq \sum_{i=1}^n \sigma_i n^{\alpha_i/4} \|u_i\|_\infty m^{\beta_i/4} \|v_i\|_\infty \left\| \frac{C_{\alpha_i, \beta_i}}{n^{\alpha_i/4} m^{\beta_i/4}} \right\|_2 \quad (10)$$

where we have assumed that u_i, v_i are sparse and C_{α_i, β_i} is a $n^{\alpha_i} \times m^{\beta_i}$ submatrix of C . As in (6), we can then bound the spectral norm of the residual

$$\|E\|_2 \leq \frac{\kappa \mu}{\sqrt{pn^{\frac{\alpha_{\min}}{2}} m^{\frac{\beta_{\min}}{2}}}}. \quad (11)$$

almost surely (asymptotically). Perturbation result similar to (8) for left and right eigenvectors have been derived in [22].

3 Numerical experiments

In this section, we study the numerical performance of the algorithms detailed above on both artificial and realistic data matrices

Dense matrices: PCA, SVD, etc. We first illustrate our results by approximating the leading eigenvector of a matrix M as the average of leading eigenvectors of subsampled matrices, for various values of the sampling probability p . To start with a naturally structured dense matrix, we form M as the covariance matrix of the 500 most active genes in the colon cancer data set in [23]. We let p vary from 10^{-4} to 1 and for each p , we compute the leading eigenvector of 1000 subsampled matrices, average these vectors and normalize the result. We call u the true leading eigenvector of M and v the approximate one. In Figure 1, we plot $u^T v$ as a function of p together with the median of $u^T v$ sampled over all subsampled matrices, with dotted lines at plus and minus one standard deviation. We also record the proportion of samples where $\|E\|$ satisfies the perturbation condition (7).

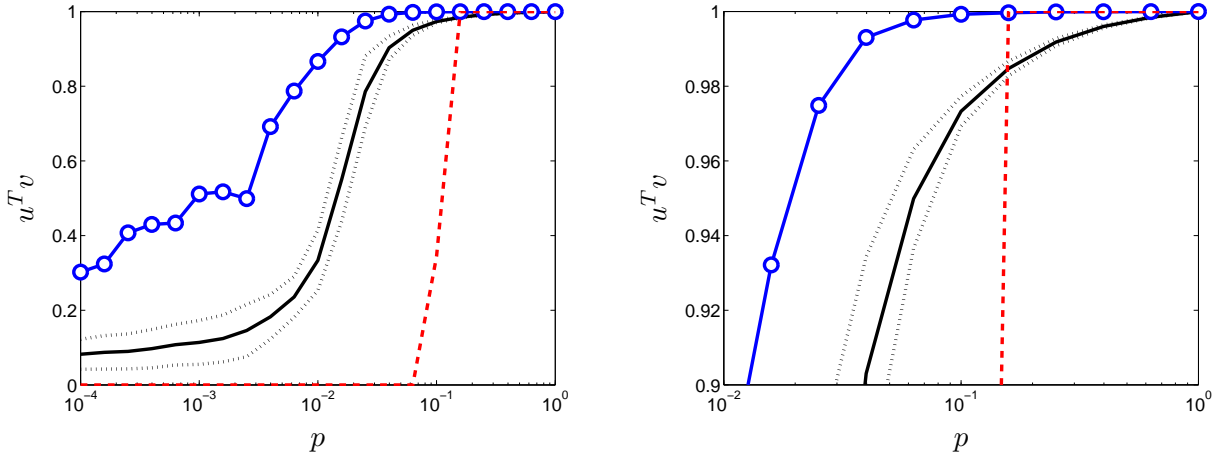


Figure 1: *Left:* Alignment $u^T v$ between the true and the normalized average of 1000 subsampled eigenvectors (blue circles), median value of $u^T v$ over all sampled matrices (solid black line), with dotted lines at plus and minus one standard deviation and proportion of samples satisfying the perturbation condition (7) (dashed red line), for various values of the sampling probability p on a gene expression covariance matrix. *Right:* Zoom on the the interval $p \in [10^{-2}, 1]$.

We repeat this experiment on a (nonsymmetric) term-document matrix formed using press release data from PRnewswire, to test the impact of subsampling on Latent Semantic Indexing results. Here we let p vary from 10^{-2} to 1 and for each p , we compute the leading eigenvector of 1000 subsampled matrices, average these vectors and normalize the result. We call u the true leading eigenvector of M and v the approximate one. In Figure 2 on the left, we plot $u^T v$ as a function of p together with the median of $u^T v$ sampled over all subsampled matrices, with dotted lines at plus and minus one standard deviation. The matrix M is 6779×11171 with spectral gap $\sigma_2/\sigma_1 = 0.66$. In Figure 2 on the right, we plot the ratio of CPU time for subsampling a gene expression matrix of dimension 2000 and computing the leading eigenvector of the subsampled

matrix, over CPU time for computing the leading eigenvector of the original matrix. Two regimes appear, one where the eigenvalue computation dominates with computation cost scaling with p , another where the sampling cost dominates and the speedup is simply the ratio between sampling time and the CPU cost of a full eigenvector computation. Of course, the principal computational benefit of subsampling is the fact that memory usage is directly proportional to p .

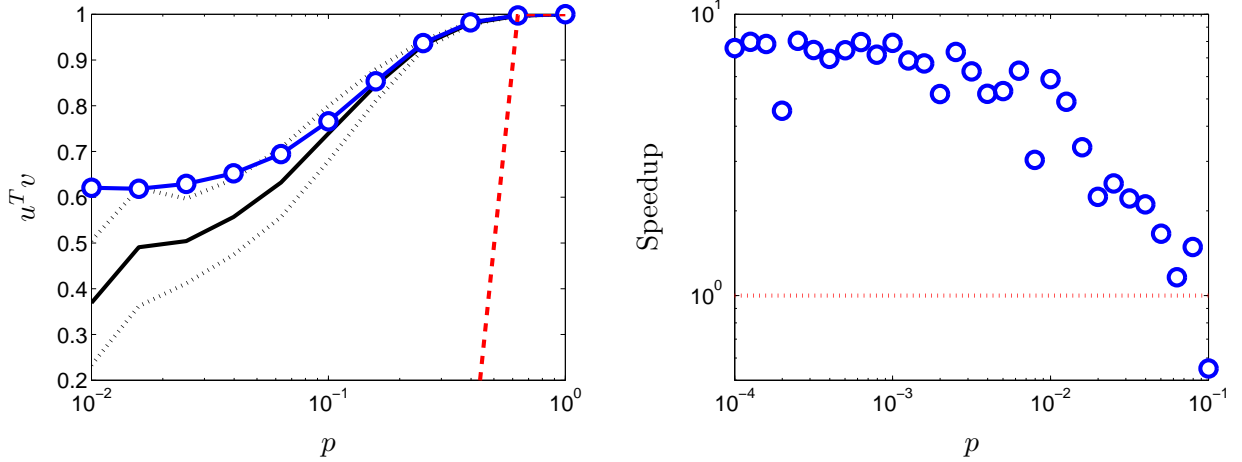


Figure 2: *Left*: Alignment $u^T v$ between the true and the normalized average of 1000 subsampled left eigenvectors (blue circles), median value (solid black line), dotted lines at plus and minus one standard deviation and proportion of samples satisfying condition (7) (dashed red line), for various values of the sampling probability p on a term document matrices with dimensions 6779×11171 . *Right*: Speedup in computing leading eigenvector of a gene expression data, for various values of the sampling probability p .

A key difference between the experiments of Figure 1 and those of 2 is that the leading eigenvector of the gene expression data set is much more incoherent than the leading left eigenvector of the term-document matrix, which explains part of the difference in performance. We compare both eigenvectors in Figure 3.

We then study the impact of the number of samples on precision. We use again the colon cancer data set in [23]. In Figure 4 on the left, we fix the sampling rate at $p = 10^{-2}$ and plot $u^T v$ as a function of the number of samples used in averaging. We also measure the impact of the eigenvalue gap λ_2/λ_1 on precision. We scale the spectrum of the gene expression covariance matrix so that its first eigenvalue is $\lambda_1 = 1$ and plot the alignment $u^T v$ between the true and the normalized average of 100 subsampled eigenvectors over subsampling probabilities $p \in [10^{-2}, 1]$ for various values of the spectral gap $\lambda_2/\lambda_1 \in \{0.75, 0.95, 0.99\}$.

Graph matrices Here, we test the performance of the methods described above on graph matrices used in ranking algorithms such as pagerank [2]. It is well known that the coefficients of pagerank vectors follow a power law for classic values of the damping factor [24, 25] which means that the bounds in assumption 1 typically do not hold. We will see however that while the distance between true and averaged eigenvectors quickly gets relatively large, the ranking correlation (measured using Spearman’s ρ [26]) is much more robust to subsampling.

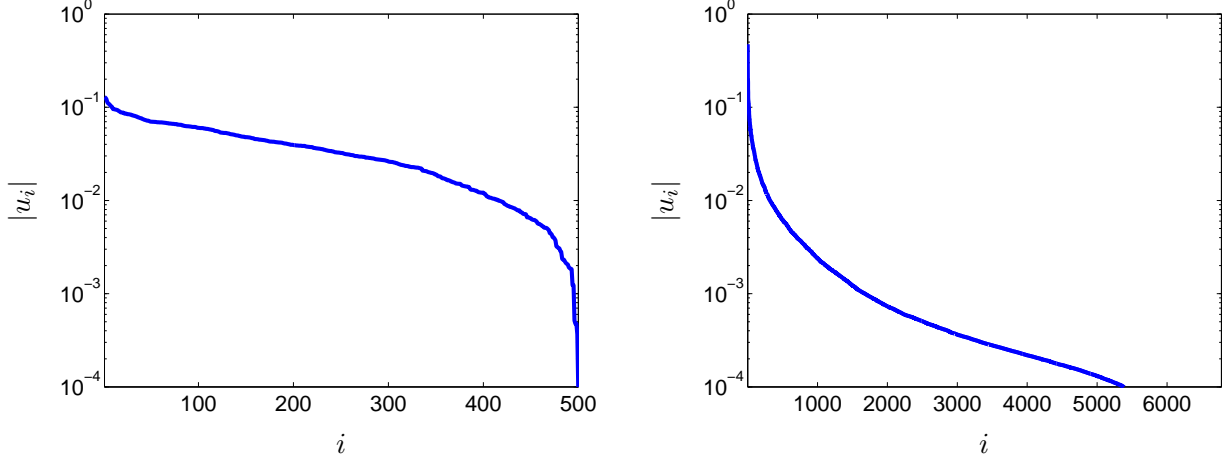


Figure 3: We plot the magnitude of eigenvector coefficients $|u_i|$ in decreasing order for both the leading eigenvector of the gene expression covariance matrix (left) and leading left eigenvector of the 6779×11171 term document matrix (right).

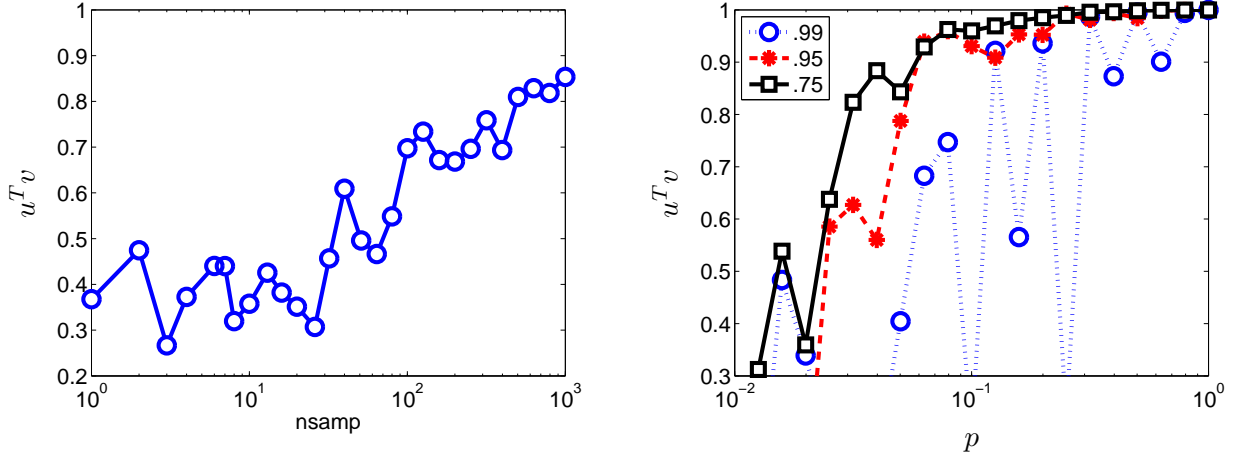


Figure 4: *Left*: Alignment $u^T v$ between the true leading eigenvector u and the normalized average leading eigenvector versus number of samples, on the gene expression covariance matrix with subsampling probability $p = 10^{-2}$. *Right*: Alignment $u^T v$ for various values of the spectral gap $\lambda_2/\lambda_1 \in \{0.75, 0.95, 0.99\}$.

We use two graphs from the Webgraph database [27], `wb-cs.stanford` which has 9914 nodes and 36854 edges, and `cnr-2000` which has 325,557 nodes and 3,216,152 edges. For each graph, we form the transition matrix P as in [28] with uniform teleportation probability and set the teleportation coefficient at 0.85. In Figure 5 we plot the `wb-cs.stanford` graph and the page rank vector for the `cnr-2000` in loglog scale. In Figure 6 we plot the ranking correlation (Spearman's ρ) between true and averaged pagerank vector (over 1000 samples), the median value of the correlation over all subsampled matrices and the proportion of samples satisfying the perturbation condition (7), for

various values of the sampling probability p . We notice that averaging very significantly improves ranking correlation.

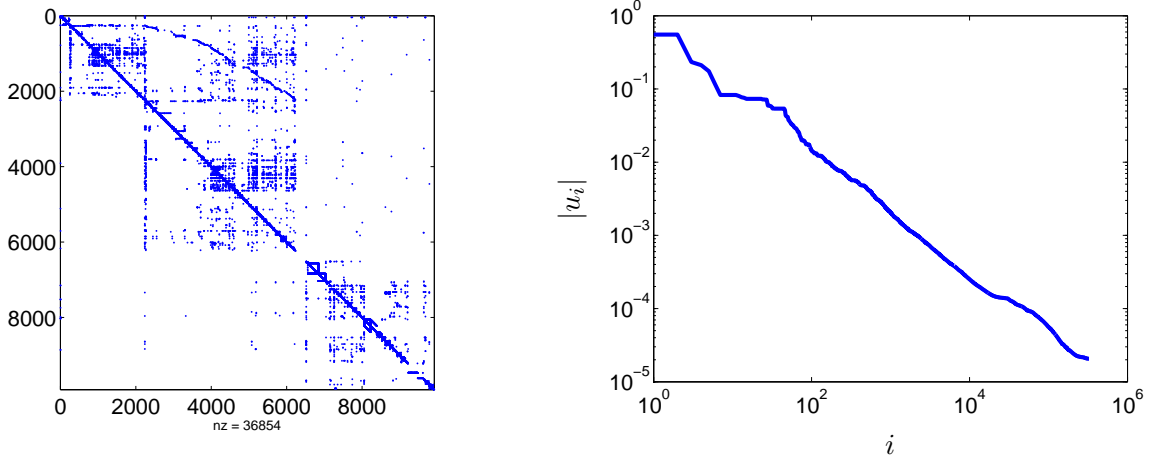


Figure 5: *Left*: The `wb-cs.stanford` graph. *Right*: Loglog plot of the Pagerank vector coefficients for the `cnr-2000` graph.

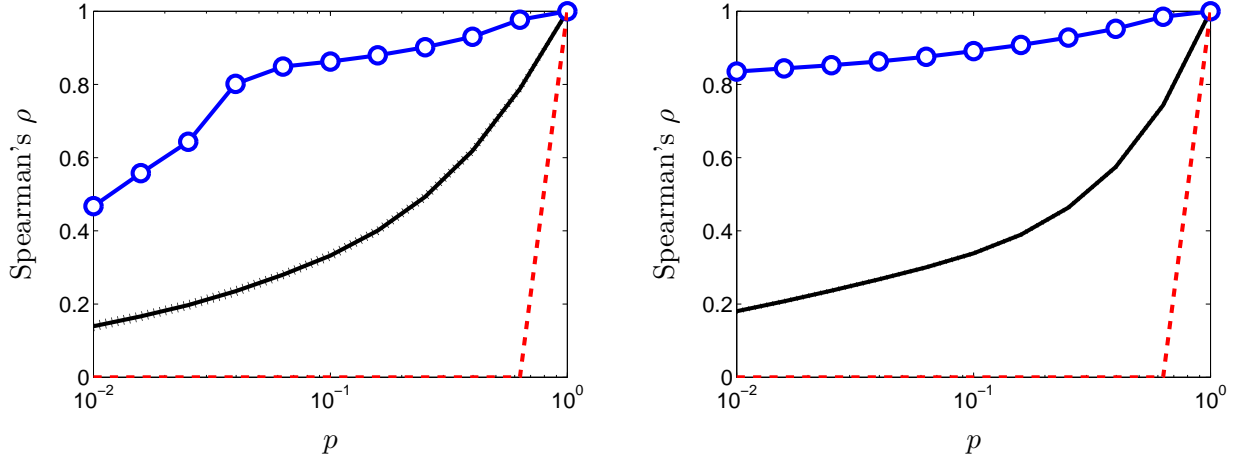


Figure 6: Ranking correlation between true and averaged pagerank vector (blue circles), median value of the correlation over all subsampled matrices (solid black line), dotted lines at plus and minus one standard deviation and proportion of samples satisfying the perturbation condition (7) (dashed red line), for various values of the sampling probability p . *Left*: On the `wb-cs.stanford` graph. *Right*: On the `cnr-2000` graph.

References

- [1] A. Ng, M. Jordan, and Y. Weiss. On spectral clustering: Analysis and an algorithm. In *Advances in Neural Information Processing Systems 14*, page 849. MIT Press, 2002.
- [2] L. Page, S. Brin, R. Motwani, and T. Winograd. The pagerank citation ranking: Bringing order to the web. *Stanford CS Technical Report*, 1998.
- [3] T. Hastie, R. Tibshirani, J. Friedman, et al. *The elements of statistical learning: data mining, inference, and prediction*. Springer, 2001.
- [4] A. N. Langville and C. D. Meyer. A survey of eigenvector methods for web information retrieval. *SIAM Review*, 47(1):135–161, 2005.
- [5] D. J. Groh, R. A. Marshall, A. B. Kunz, and C. R. Givens. An approximation method for eigenvectors of very large matrices. *Journal of Scientific Computing*, 6(3):251–267, 1991.
- [6] C.H. Papadimitriou, P. Raghavan, H. Tamaki, and S. Vempala. Latent semantic indexing: a probabilistic analysis. *Journal of Computer and System Sciences*, 61(2):217–235, 2000.
- [7] A. Frieze, R. Kannan, and S. Vempala. Fast monte-carlo algorithms for finding low-rank approximations. *Journal of the ACM (JACM)*, 51(6):1025–1041, 2004.
- [8] P. Drineas, R. Kannan, and M.W. Mahoney. Fast Monte Carlo Algorithms for Matrices II: Computing a Low-Rank Approximation to a Matrix. *SIAM Journal on Computing*, 36:158, 2006.
- [9] D. Achlioptas and F. McSherry. Fast computation of low-rank matrix approximations. *Journal of the ACM*, 54(2), 2007.
- [10] A.Y. Ng, A.X. Zheng, and M.I. Jordan. Stable algorithms for link analysis. In *ACM SIGIR*, pages 258–266. ACM New York, NY, USA, 2001.
- [11] L. Huang, D. Yan, M.I. Jordan, and N. Taft. Spectral Clustering with Perturbed Data. *Advances in Neural Information Processing Systems (NIPS)*, 2008.
- [12] B. Recht, M. Fazel, and P.A. Parrilo. Guaranteed Minimum-Rank Solutions of Linear Matrix Equations via Nuclear Norm Minimization. *Arxiv preprint arXiv:0706.4138*, 2007.
- [13] E.J. Candes and B. Recht. Exact matrix completion via convex optimization. *preprint*, 2008.
- [14] E.J. Candes and T. Tao. The Power of Convex Relaxation: Near-Optimal Matrix Completion. *arXiv:0903.1476*, 2009.
- [15] R.H. Keshavan, A. Montanari, and S. Oh. Matrix Completion from a Few Entries. *arXiv:0901.3150*, 2009.
- [16] G.H. Golub and C.F. Van Loan. Matrix computation. *North Oxford Academic*, 1990.
- [17] R.A. Horn and C.R. Johnson. *Topics in matrix analysis*. Cambridge university press, 1991.
- [18] V.H. Vu. Spectral norm of random matrices. *Combinatorica*, 27(6):721–736, 2007.
- [19] M. Ledoux. *The concentration of measure phenomenon*. American Mathematical Society, 2001.
- [20] T. Kato. *Perturbation theory for linear operators*. Springer, 1995.
- [21] Mark Rudelson and Roman Vershynin. Sampling from large matrices: An approach through geometric functional analysis. *J. ACM*, 54(4):21, 2007.
- [22] G.W. Stewart. *Matrix algorithms*. Society for Industrial and Applied Mathematics, 1998.
- [23] A. Alon, N. Barkai, D. A. Notterman, K. Gish, S. Ybarra, D. Mack, and A. J. Levine. Broad patterns of gene expression revealed by clustering analysis of tumor and normal colon tissues probed by oligonucleotide arrays. *Cell Biology*, 96:6745–6750, 1999.

- [24] G. Pandurangan, P. Raghavan, and E. Upfal. Using pagerank to characterize web structure. *Internet Mathematics*, 3(1):1–20, 2006.
- [25] L. Becchetti and C. Castillo. The distribution of PageRank follows a power-law only for particular values of the damping factor. In *World Wide Web Conference*, pages 941–942. ACM New York, NY, USA, 2006.
- [26] Massimo Melucci. On rank correlation in information retrieval evaluation. *SIGIR Forum*, 41(1):18–33, 2007.
- [27] Paolo Boldi and Sebastiano Vigna. The WebGraph framework I: Compression techniques. In *Proc. of the Thirteenth International World Wide Web Conference (WWW 2004)*, pages 595–601, Manhattan, USA, 2004. ACM Press.
- [28] D. Gleich, L. Zhukov, and P. Berkhin. Fast parallel PageRank: A linear system approach. *Yahoo! Research Technical Report YRL-2004-038*, 2004.