

RAMIFIED OPTIMAL TRANSPORTATION IN GEODESIC METRIC SPACES

QINGLAN XIA

ABSTRACT. An optimal transport path may be viewed as a geodesic in the space of probability measures under a suitable family of metrics. This geodesic may exhibit a tree-shaped branching structure in many applications such as trees, blood vessels, draining and irrigation systems. Here, we extend the study of ramified optimal transportation between probability measures from Euclidean spaces to a geodesic metric space. We investigate the existence as well as the behavior of optimal transport paths under various properties of the metric such as completeness, doubling, or curvature upper boundedness. We also introduce the transport dimension of a probability measure on a complete geodesic metric space, and show that the transport dimension of a probability measure is bounded above by the Minkowski dimension and below by the Hausdorff dimension of the measure. Moreover, we introduce a metric, called “the dimensional distance”, on the space of probability measures. This metric gives a geometric meaning to the transport dimension: with respect to this metric, the transport dimension of a probability measure equals to the distance from it to any finite atomic probability measure.

The optimal transportation problem aims at finding an optimal way to transport a given measure into another with the same mass. In contrast to the well-known Monge-Kantorovich problem (e.g. [1], [6], [7], [14], [15], [18], [20], [22]), the ramified optimal transportation problem aims at modeling a branching transport network by an optimal transport path between two given probability measures. An essential feature of such a transport path is to favor transportation in groups via a nonlinear (typically concave) cost function on mass. Transport networks with branching structures are observable not only in nature as in trees, blood vessels, river channel networks, lightning, etc. but also in efficiently designed transport systems such as used in railway configurations and postage delivery networks. Several different approaches have been done on the ramified optimal transportation problem in Euclidean spaces, see for instance [16], [24], [19], [25], [26], [4], [2], [27], [13], [5], [28], and [29]. Related works on flat chains may be found in [23], [12], [25] and [21].

This article aims at extending the study of ramified optimal transportation from Euclidean spaces to metric spaces. Such generalization is not only mathematically nature but also may be useful for considering specific examples of metric spaces later. By exploring various properties of the metric, we show that many results about ramified optimal transportation is not limited to Euclidean spaces, but can be extended to metric spaces with suitable properties on the metric. Some results that we prove in this article are summarized here:

2000 *Mathematics Subject Classification.* Primary 49Q20, 51Kxx; Secondary 28E05, 90B06.

Key words and phrases. optimal transport path, branching structure, dimension of measures, doubling space, curvature.

This work is supported by an NSF grant DMS-0710714.

When X is a geodesic metric space, we define a family of metrics d_α on the space $\mathcal{A}(X)$ of atomic probability measures on X for a (possibly negative) parameter $\alpha < 1$. The space $(\mathcal{A}(X), d_\alpha)$ is still a geodesic metric space when $0 \leq \alpha < 1$. A geodesic, also called an optimal transport path, in this space is a weighted directed graph whose edges are geodesic segments.

Moreover, when X is a geodesic metric space of curvature bounded above, we find in §2, a universal lower bound depending only on the parameter α for each comparison angle between edges of any optimal transport path. If in addition X is a doubling metric space, we show that the degree of any vertex of an optimal transport path in X is bounded above by a constant depending only on α and the doubling constant of X . On the other hand, we also provide a lower bound of the curvature of X by a quantity related to the degree of vertices.

Furthermore, when X is a complete geodesic metric space, we consider optimal transportation between any two probability measures on X by considering the completion of the metric space $(\mathcal{A}(X), d_\alpha)$. A geodesic, if it exists, in the completed metric space is viewed as an α -optimal transport path between measures. The existence of an optimal transport path is closely related to the dimensional information of the measures. As a result, we consider the dimension of measures on X by introducing a new concept called the *transport dimension* of measures, which is analogous to the irrigational dimension of measures in Euclidean spaces studied by [13]. We show in §4.2.3 and 4.3.4 that the transport dimension of a measure is bounded below by its Hausdorff dimension and above by its Minkowski dimension. Furthermore, we show that the transport dimension has an interesting geometric meaning: under a metric (called the *dimensional distance*), the transport dimension of a probability measure equals to the distance from it to any atomic probability measure.

In §5, when X is a compact geodesic doubling metric space with Assouad dimension m and the parameter $\alpha > \max\{1 - \frac{1}{m}, 0\}$, then we show that the space $\mathcal{P}(X)$ of probability measures on X with respect to d_α is a geodesic metric space. In other words, there exists an α -optimal transport path between any two probability measures on X .

1. THE d_α METRICS ON ATOMIC PROBABILITY MEASURES ON A METRIC SPACE

1.1. Transport paths between atomic measures. We first extend some basic concepts about transport paths between measures of equal mass as studied in [24], with some necessary modifications, from Euclidean spaces to a metric space.

Let (X, d) be a geodesic metric space. Recall that a (finite, positive) atomic measure on X is in the form of

$$(1.1.1) \quad \mathbf{a} = \sum_{i=1}^k m_i \delta_{x_i}$$

with distinct points $x_i \in X$ and positive numbers m_i , where δ_x denotes the Dirac mass located at the point x . The measure \mathbf{a} is a probability measure if the mass $\sum_{i=1}^k m_i = 1$. Let $\mathcal{A}(X)$ be the space of all atomic probability measures on X .

Definition 1.1.1. *Given two atomic measures*

$$(1.1.2) \quad \mathbf{a} = \sum_{i=1}^k m_i \delta_{x_i} \text{ and } \mathbf{b} = \sum_{j=1}^{\ell} n_j \delta_{y_j}$$

on X of the same mass, a **transport path** from \mathbf{a} to \mathbf{b} is a weighted directed acyclic graph G consisting of a vertex set $V(G)$, a directed edge set $E(G)$ and a weight function $w : E(G) \rightarrow (0, +\infty)$ such that $\{x_1, x_2, \dots, x_k\} \cup \{y_1, y_2, \dots, y_n\} \subset V(G)$ and for any vertex $v \in V(G)$, there is a balance equation (1.1.3)

$$\sum_{e \in E(G), e^- = v} w(e) = \sum_{e \in E(G), e^+ = v} w(e) + \begin{cases} m_i, & \text{if } v = x_i \text{ for some } i = 1, \dots, k \\ -n_j, & \text{if } v = y_j \text{ for some } j = 1, \dots, n \\ 0, & \text{otherwise} \end{cases}$$

where each edge $e \in E(G)$ is a geodesic segment in X from the starting endpoint e^- to the ending endpoint e^+ .

Note that the balance equation (1.1.3) simply means the conservation of mass at each vertex. In terms of polyhedral chains, we simply have $\partial G = b - a$.

Here, a directed graph G is called *acyclic* if it contains no directed cycles in the sense that for any vertex $v \in V(G)$, there does not exist a list of vertices $\{v_1, v_2, \dots, v_k\}$ such that $v_1 = v_k = v$ and $[v_i, v_{i+1}]$ is a directed edge in $E(G)$ for each $i = 1, 2, \dots, k-1$. Reasons for introducing this constraint were given in [29, Remark 2.1.5].

For any two atomic measures \mathbf{a} and \mathbf{b} on X of equal mass, let $Path(\mathbf{a}, \mathbf{b})$ be the space of all transport paths from \mathbf{a} to \mathbf{b} . Now, we define the transport cost for each transport path as follows.

Definition 1.1.2. For any real number $\alpha \in (-\infty, 1]$ and any transport path $G \in Path(\mathbf{a}, \mathbf{b})$, we define

$$\mathbf{M}_\alpha(G) := \sum_{e \in E(G)} w(e)^\alpha \text{length}(e).$$

We now consider the following optimal transport problem:

Problem 1. Given two atomic measures \mathbf{a} and \mathbf{b} of equal mass on a geodesic metric space X , find a minimizer of

$$\mathbf{M}_\alpha(G)$$

among all transport paths $G \in Path(\mathbf{a}, \mathbf{b})$.

An \mathbf{M}_α minimizer in $Path(\mathbf{a}, \mathbf{b})$ is called an α -optimal transport path from \mathbf{a} to \mathbf{b} .

1.2. The d_α metrics.

Definition 1.2.1. For any $\alpha \in (-\infty, 1]$, we define

$$d_\alpha(\mathbf{a}, \mathbf{b}) = \inf \{ \mathbf{M}_\alpha(G) : G \in Path(\mathbf{a}, \mathbf{b}) \}$$

for any $\mathbf{a}, \mathbf{b} \in \mathcal{A}(X)$.

Remark 1.2.2. Let $\bar{\mathbf{a}}$ and $\bar{\mathbf{b}}$ be two atomic measures of equal mass $\Lambda > 0$, and let $\mathbf{a} = \frac{1}{\Lambda} \bar{\mathbf{a}}$ and $\mathbf{b} = \frac{1}{\Lambda} \bar{\mathbf{b}}$ be the normalization of $\bar{\mathbf{a}}$ and $\bar{\mathbf{b}}$. Then, for any transport path $\bar{G} \in Path(\bar{\mathbf{a}}, \bar{\mathbf{b}})$, we have $G = \{V(\bar{G}), E(\bar{G}), \frac{1}{\Lambda} w\}$ is a transport path from \mathbf{a} to \mathbf{b} with $\mathbf{M}_\alpha(G) = \Lambda^\alpha \mathbf{M}_\alpha(\bar{G})$. Thus, we also set $d_\alpha(\bar{\mathbf{a}}, \bar{\mathbf{b}}) = \Lambda^\alpha d_\alpha(\mathbf{a}, \mathbf{b})$.

It is easy to see that d_α is a metric on $\mathcal{A}(X)$ when $0 \leq \alpha \leq 1$. But to show that d_α is still a metric when $\alpha < 0$, we need some estimates on the lower bound of $d_\alpha(\mathbf{a}, \mathbf{b})$ when $\mathbf{a} \neq \mathbf{b}$.

We denote $S(p, r)$ (and $\bar{B}(p, r)$, respectively) to be the sphere (and the closed ball, respectively) centered at $p \in X$ of radius $r > 0$. Note that for any transport path G , the restriction of G on any closed ball $\bar{B}(p, r_0)$ gives a transport path $G|_{\bar{B}(p, r_0)}$ between the restriction of measures.

Lemma 1.2.3. *Suppose \mathbf{a} and \mathbf{b} are two atomic measures on a geodesic metric space X of equal total mass, and G is a transport path from \mathbf{a} to \mathbf{b} . For each $p \in X$, if the intersection of $G \cap S(p, r)$ as sets is nonempty for almost all $r \in [0, r_0]$ for some $r_0 > 0$, then*

$$(1.2.1) \quad \mathbf{M}_\alpha(G|_{\bar{B}(p, r_0)}) \geq \int_0^{r_0} \sum_{e \in \mathbf{E}_r} [w(e)]^\alpha dr,$$

where for each r , the set

$$\mathbf{E}_r := \{e \in E(G) : e \cap S(p, r) \neq \emptyset\}$$

is the family of all edges of G that intersects with the sphere $S(p, r)$.

Proof. For every edge e of G , let p^* and p_* be the points on e such that

$$d(p, p^*) = \max \{d(p, x) : x \in e\} \text{ and } d(p, p_*) = \min \{d(p, x) : x \in e\}.$$

Then, since e is a geodesic segment in X ,

$$\text{length}(e) \geq d(p^*, p_*) \geq |d(p, p^*) - d(p, p_*)| = \int_0^\infty \chi_{I_e}(r) dr$$

where $\chi_{I_e}(r)$ is the characteristic function of the interval $I_e := [d(p, p_*), d(p, p^*)]$. By assumption, \mathbf{E}_r is nonempty for almost all $r \in [0, r_0]$. Also, observe that $e \in \mathbf{E}_r$ if and only if $\chi_{I_e}(r) = 1$. Therefore,

$$\begin{aligned} \mathbf{M}_\alpha(G|_{\bar{B}(p, r_0)}) &= \sum_{e \in E(G|_{\bar{B}(p, r_0)})} [w(e)]^\alpha \text{length}(e) \\ &\geq \sum_{e \in E(G|_{\bar{B}(p, r_0)})} [w(e)]^\alpha \int_0^\infty \chi_{I_e}(r) dr \\ &= \int_0^{r_0} \sum_{e \in \mathbf{E}_r} [w(e)]^\alpha dr. \end{aligned}$$

□

The following corollary implies a positive lower bound on $d_\alpha(\mathbf{a}, \mathbf{b})$ when $\mathbf{a} \neq \mathbf{b}$.

Corollary 1.2.4. *Let the assumptions be as in Lemma 1.2.3 and $\alpha \leq 0$. Then*

$$\mathbf{M}_\alpha(G|_{\bar{B}(p, r_0)}) \geq \Lambda^\alpha r_0,$$

where Λ is an upper bound of the weight $w(e)$ for every edge e in $G|_{\bar{B}(p, r_0)}$. In particular, for any atomic measure

$$\mathbf{a} = \sum_{i=1}^k m_i \delta_{x_i}$$

on X with mass $\|\mathbf{a}\| := \sum_{i=1}^k m_i > 0$, we have the following estimate

$$(1.2.2) \quad d_\alpha(\mathbf{a}, \|\mathbf{a}\| \delta_p) \geq \|\mathbf{a}\|^\alpha \max_{1 \leq i \leq k} \{d(p, x_i)\}.$$

Proof. When $\alpha \leq 0$, we have for each r with \mathbf{E}_r nonempty,

$$\sum_{e \in \mathbf{E}_r} [w(e)]^\alpha \geq \max_{e \in \mathbf{E}_r} [w(e)]^\alpha \geq \Lambda^\alpha$$

where Λ is any upper bound of the weights of edges in $G|_{\bar{B}(p, r_0)}$. Therefore, by (1.2.1),

$$\mathbf{M}_\alpha(G|_{\bar{B}(p, r_0)}) \geq \Lambda^\alpha r_0.$$

Now, let $G \in \text{Path}(\mathbf{a}, \|\mathbf{a}\| \delta_p)$. When $\alpha \leq 0$, by the acyclic property of transport paths, we have

$$w(e) \leq \|\mathbf{a}\|$$

for every edge $e \in E(G)$. Then, (1.2.2) follows by setting $r_0 = \max_{1 \leq i \leq k} \{d(p, x_i)\}$ and $\Lambda = \|\mathbf{a}\|$. \square

Lemma 1.2.3 also gives a lower bound estimate for positive α , which will be used in proposition 3.0.15.

Corollary 1.2.5. *Suppose $0 \leq \alpha < 1$. For any $\mathbf{a} \in \mathcal{A}(X)$ in the form of (1.1.1), $p \in X$ and $r_0 > 0$, we have*

$$(1.2.3) \quad \left[\sum_{d(p, x_i) > r_0} m_i \right]^\alpha \leq \frac{d_\alpha(\mathbf{a}, \delta_p)}{r_0}.$$

Proof. Let $\lambda = \sum_{d(p, x_i) > r_0} m_i$. Let G be any transport path from \mathbf{a} to δ_p . Then, for any $0 < r \leq r_0$, we have

$$\sum_{e \in \mathbf{E}_r} w(e) \geq \lambda.$$

By lemma 1.2.3, since the function $f(x) = x^\alpha$ is concave on $[0, 1]$ when $0 \leq \alpha < 1$, we have

$$\begin{aligned} \mathbf{M}_\alpha(G|_{\bar{B}(p, r_0)}) &\geq \int_0^{r_0} \sum_{e \in \mathbf{E}_r} [w(e)]^\alpha dr \\ &\geq \int_0^{r_0} \left[\sum_{e \in \mathbf{E}_r} w(e) \right]^\alpha dr \geq \int_0^{r_0} \lambda^\alpha dr = \lambda^\alpha r_0. \end{aligned}$$

Therefore, we have (1.2.3). \square

By means of corollary 1.2.4, the proof of [29, Proposition 2.2.3] shows the following proposition.

Proposition 1.2.6. *Suppose $\alpha < 1$, and X is a geodesic metric space. Then d_α defined in definition 1.2.1 is a metric on the space $\mathcal{A}(X)$ of atomic probability measures on X .*

1.3. The d_α metric viewed as a metric induced by a quasimetric. When $0 \leq \alpha < 1$, another approach of the metric d_α was introduced in [28], which says that the metric d_α is the intrinsic metric on $\mathcal{A}(X)$ induced by a quasimetric¹ J_α . Let us briefly recall the definition of the quasimetric J_α here.

¹A function $q : X \times X \rightarrow [0, +\infty)$ is a *quasimetric* on X if q satisfies all the conditions of a metric except that q satisfies a relaxed triangle inequality $q(x, y) \leq C(q(x, z) + q(z, y))$ for some $C \geq 1$, rather than the usual triangle inequality.

Let \mathbf{a} and \mathbf{b} be two fixed atomic probability measures in the form of (1.1.2) on a metric space X , a *transport plan* from \mathbf{a} to \mathbf{b} is an atomic probability measure

$$(1.3.1) \quad \gamma = \sum_{i=1}^m \sum_{j=1}^{\ell} \gamma_{ij} \delta_{(x_i, y_j)}$$

in the product space $X \times X$ such that

$$(1.3.2) \quad \sum_{i=1}^m \gamma_{ij} = n_j \text{ and } \sum_{j=1}^{\ell} \gamma_{ij} = m_i$$

for each i and j . Let $Plan(\mathbf{a}, \mathbf{b})$ be the space of all transport plans from \mathbf{a} to \mathbf{b} .

For any atomic probability measure γ in $X \times X$ of the form (1.3.1) and any $0 \leq \alpha < 1$, we define

$$H_{\alpha}(\gamma) := \sum_{i=1}^m \sum_{j=1}^{\ell} (\gamma_{ij})^{\alpha} d(x_i, y_j),$$

where d is the given metric on X .

Using H_{α} , we define

$$J_{\alpha}(\mathbf{a}, \mathbf{b}) := \min \{H_{\alpha}(\gamma) : \gamma \in Plan(\mathbf{a}, \mathbf{b})\}.$$

For any given natural number $N \in \mathbb{N}$, let $\mathcal{A}_N(X)$ be the space of all atomic probability measures

$$\sum_{i=1}^m a_i \delta_{x_i}$$

on X with $m \leq N$, and then $\mathcal{A}(X) = \bigcup_N \mathcal{A}_N(X)$ is the space of all atomic probability measures on X .

In [28, Proposition 4.2], we showed that J_{α} defines a quasimetric on $\mathcal{A}_N(X)$. Moreover, J_{α} is a complete quasimetric on $\mathcal{A}_N(X)$ if (X, d) is a complete metric space. The quasimetric J_{α} has a very nice property in the sense that this quasimetric is able to induce an intrinsic metric on $\mathcal{A}_N(X)$.

Proposition 1.3.1. [28, Theorem 4.17, Corollary 4.18] *Suppose $0 \leq \alpha < 1$, and X is a geodesic metric space. Then, the metric d_{α} defined in definition (1.2.1) is the intrinsic metric on $\mathcal{A}_N(X)$ induced by the quasimetric J_{α} .*

Moreover, in [28, remark 4.16] we have a simple formula for the \mathbf{M}_{α} cost. Suppose $G \in Path(\mathbf{a}, \mathbf{b})$ for some $\mathbf{a}, \mathbf{b} \in \mathcal{A}_N(X)$. If each edge of G is a geodesic curve between its endpoints in the geodesic metric space X , then there exists an associated piecewise metric Lipschitz curve $g : [0, 1] \rightarrow \mathcal{A}_N(X)$ such that

$$\mathbf{M}_{\alpha}(G) = \int_0^1 |\dot{g}(t)|_{J_{\alpha}} dt.$$

where the quasimetric derivative

$$|\dot{g}(t)|_{J_{\alpha}} := \lim_{s \rightarrow t} \frac{J_{\alpha}(g(t), g(s))}{|t - s|}$$

exists almost everywhere.

Corollary 1.3.2. *Suppose (X, d) is a complete geodesic metric space. Then, $(\mathcal{A}_N(X), d_{\alpha})$ is a complete geodesic metric space for each $0 \leq \alpha < 1$.*

Since $\mathcal{A}_1(X) \subset \mathcal{A}_2(X) \subset \cdots \subset \mathcal{A}_N(X) \subset \cdots$, and $(\mathcal{A}_N(X), d_\alpha)$ is a geodesic space for each N , we have the following existence result of optimal transport path:

Proposition 1.3.3. [28, proposition 4.02] *Suppose (X, d) is a complete geodesic metric space. Then, $(\mathcal{A}(X), d_\alpha)$ is a geodesic metric space for each $0 \leq \alpha < 1$. Moreover, for any $\mathbf{a}, \mathbf{b} \in \mathcal{A}(X)$, every α -optimal transport path from \mathbf{a} to \mathbf{b} is a geodesic from \mathbf{a} to \mathbf{b} in the geodesic space $(\mathcal{A}(X), d_\alpha)$. Vice versa, every geodesic from \mathbf{a} to \mathbf{b} in $(\mathcal{A}(X), d_\alpha)$ is an α -optimal transport path from \mathbf{a} to \mathbf{b} .*

2. TRANSPORTATION IN METRIC SPACES WITH CURVATURE BOUNDED ABOVE

In this section, we will show that when X is a geodesic metric space with curvature bounded above, then there exists a universal upper bound for the degree of every vertex of every optimal transport path on X .

We now recall the definition of a space of bounded curvature [3]. For a real number k , the model space M_k^2 is the simply connected surface with constant curvature k . That is, if $k = 0$, then M_k^2 is the Euclidean plane. If $k > 0$, then M_k^2 is obtained from the sphere \mathbb{S}^2 by multiplying the distance function by the constant $\frac{1}{\sqrt{k}}$. If $k < 0$, then M_k^2 is obtained from the hyperbolic space \mathbb{H}^2 by multiplying the distance function by the constant $\frac{1}{\sqrt{-k}}$. The diameter of M_k^2 is denoted by $D_k := \pi/\sqrt{k}$ for $k > 0$ and $D_k := \infty$ for $k \leq 0$.

Let (X, d) be a geodesic metric space, and let ΔABC be a geodesic triangle in X with geodesic segments as its sides. A *comparison* triangle $\Delta \bar{A}\bar{B}\bar{C}$ is a triangle in the model space M_k^2 such that $d(A, B) = |\bar{A} - \bar{B}|_k$, $d(B, C) = |\bar{B} - \bar{C}|_k$ and $d(A, C) = |\bar{A} - \bar{C}|_k$, where $|\cdot|_k$ denotes the distance function in the model space M_k^2 . Such a triangle is unique up to isometry. Also, the interior angle of $\Delta \bar{A}\bar{B}\bar{C}$ at \bar{B} is called the *comparison angle* between A and C at B .

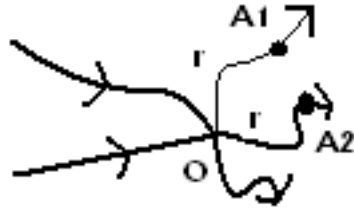
A geodesic metric space (X, d) is a *space of curvature bounded above by a real number k* if for every geodesic triangle ΔABC in X and every point h in the geodesic segment γ_{AC} , one has

$$d(h, B) \leq |\bar{h} - \bar{B}|_k$$

where \bar{h} is the point on the side $\gamma_{\bar{A}\bar{C}}$ of a comparison triangle $\Delta \bar{A}\bar{B}\bar{C}$ in M_k^2 such that $|\bar{h} - \bar{C}|_k = d(h, C)$.

Now, let X be a geodesic metric space with curvature bounded above by a real number k . Suppose $\alpha < 1$ and G is an α -optimal transport path between two atomic probability measures $\mathbf{a}, \mathbf{b} \in \mathcal{A}(X)$. We will show that the comparison angle of any two edges from a common vertex of G is bounded below by a universal constant depending only on α . Moreover, when X is in addition a doubling space, then the degree of any vertex v of G is bounded above by a constant depending only on α and the doubling constant of X .

More precisely, let O be any vertex of G and e_i be any two distinct directed edges with $e_i^+ = O$ (or $e_i^- = O$ simultaneously) and weight $m_i > 0$ for $i = 1, 2$. Also, for $i = 1, 2$, let A_i be the point on the edge e_i with $d(O, A_i) = r$ for some r satisfying $0 < r \leq \frac{1}{2}D_k$ and $r \leq \text{length}(e_i)$.



Now, we want to estimate the distance $d(A_1, A_2)$. To do it, we first denote

$$(2.0.3) \quad R = \sqrt{\frac{(m_1^\alpha + m_2^\alpha)^2 - (m_1 + m_2)^{2\alpha}}{m_1^\alpha m_2^\alpha}}$$

and have the following estimates for R :

Lemma 2.0.4. *For each $\alpha < 1$, the infimum of R is given by*

$$(2.0.4) \quad R_\alpha := \begin{cases} \sqrt{2}, & \text{if } 0 < \alpha < \frac{1}{2} \\ \sqrt{4 - 4^\alpha}, & \text{if } \frac{1}{2} \leq \alpha < 1 \text{ or } \alpha \leq 0. \end{cases}$$

For each $0 \leq \alpha < 1$, the supremum of R is given by

$$\bar{R}_\alpha := \begin{cases} \sqrt{2}, & \text{if } \frac{1}{2} \leq \alpha < 1 \\ \sqrt{4 - 4^\alpha}, & \text{if } 0 \leq \alpha < \frac{1}{2}. \end{cases}$$

Also, when $\alpha = 0$, then $R \equiv \sqrt{3}$. When $\alpha = \frac{1}{2}$, then $R \equiv \sqrt{2}$. When $\alpha = 1$, then $R \equiv 0$.

When $\alpha < 0$, we will show $R \leq 2$ later in lemma 2.0.6.

Proof. We first denote

$$(2.0.5) \quad k_1 = \frac{m_1}{m_1 + m_2}, k_2 = \frac{m_2}{m_1 + m_2}$$

as in [24, Example 2.1]. Note that $k_1 + k_2 = 1$ and

$$R = \sqrt{\frac{(k_1^\alpha + k_2^\alpha)^2 - 1}{k_1^\alpha k_2^\alpha}}.$$

By considering the function

$$f_\alpha(x) = \frac{(x^\alpha + (1-x)^\alpha)^2 - 1}{x^\alpha (1-x)^\alpha}$$

for $x \in (0, 1)$ and $\alpha \leq 1$, we have $R = \sqrt{f_\alpha(k_1)}$. Using Calculus, one may check that for each $x \in (0, 1)$,

(1) when $\alpha \in (0, \frac{1}{2})$, the function f_α is strictly concave up and

$$4 - 4^\alpha = f_\alpha\left(\frac{1}{2}\right) \leq f_\alpha(x) < \lim_{y \rightarrow 0^+} f_\alpha(y) = 2;$$

(2) when $\alpha \in (\frac{1}{2}, 1)$, the function f_α is strictly concave down and

$$4 - 4^\alpha = f_\alpha\left(\frac{1}{2}\right) \geq f_\alpha(x) > \lim_{y \rightarrow 0^+} f_\alpha(y) = 2;$$

(3) when $\alpha \in (-\infty, 0)$, the function f_α is strictly concave down and

$$f_\alpha(x) \geq f_\alpha\left(\frac{1}{2}\right) = 4 - 4^\alpha;$$

(4) f_α has constant values when $\alpha \in \{0, \frac{1}{2}, 1\}$.

Using these facts, we get the estimates for $R = \sqrt{f_\alpha(k_1)}$ for each α . \square

Now, we have the following key estimates for the distance $d(A_1, A_2)$:

Lemma 2.0.5. *Assume that $d(O, A_1) = d(O, A_2) = r$ and $0 < r \leq \frac{1}{2}D_k$. Then, we have the following estimates for $a := d(A_1, A_2)$:*

(1) If $k > 0$, then

$$\cos(a\sqrt{k}) \leq 1 - \frac{R^2}{2} \sin^2(r\sqrt{k}) \quad \text{i.e.} \quad \sin \frac{a\sqrt{k}}{2} \geq \frac{R}{2} \sin(r\sqrt{k}).$$

(2) If $k = 0$, then

$$a \geq Rr.$$

(3) If $k < 0$, then

$$\cosh(a\sqrt{-k}) \geq 1 + \frac{R^2}{2} \sinh^2(r\sqrt{-k}) \quad \text{i.e.} \quad \sinh \frac{a\sqrt{-k}}{2} \geq \frac{R}{2} \sinh(r\sqrt{-k}).$$

Proof. Let P be the point on the geodesic $\gamma_{A_1 A_2}$ from A_1 to A_2 with

$$d(A_i, P) = \lambda_i d(A_1, A_2)$$

for $i = 1, 2$ and some $\lambda_i \in (0, 1)$ to be chosen later in (2.0.7) with $\lambda_1 + \lambda_2 = 1$. For any $t \in [0, 1]$, let $Q(t)$ be the point on the geodesic γ_{OP} from O to P such that

$$d(O, Q(t)) = tb \quad \text{and} \quad d(P, Q(t)) = (1-t)b$$

where $b = d(O, P)$. For $i = 1, 2$, let $\Delta \bar{A}_i \bar{P} \bar{O}$ be a comparison triangle of $\Delta A_i P O$ in the model space M_k^2 .

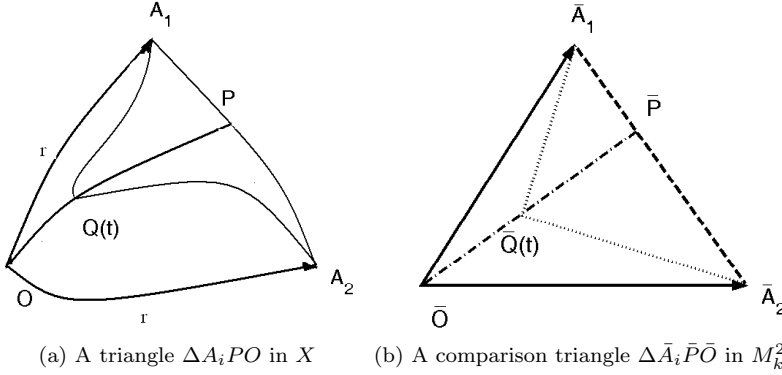


Figure 1: Comparison triangles

Thus,

$$|\bar{A}_i - \bar{P}|_k = \lambda_i a, |\bar{A}_i - \bar{O}|_k = r \quad \text{and} \quad |\bar{O} - \bar{P}|_k = b.$$

Let $\bar{Q}_i(t)$ be the point on the side $\gamma_{\bar{O}\bar{P}}$ of $\Delta \bar{A}_i \bar{P} \bar{O}$ such that $|\bar{O} - \bar{Q}_i(t)|_k = d(O, Q(t)) = tb$ and let $\sigma_i(t) = |\bar{A}_i - \bar{Q}_i(t)|_k$. Since X has curvature bounded above by k , we have $\sigma_i(t) \geq d(A_i, Q(t))$. Let

$$\begin{aligned} H(t) &: = \frac{1}{(m_1 + m_2)^\alpha} [m_1^\alpha \sigma_1(t) + m_2^\alpha \sigma_2(t) + (m_1 + m_2)^\alpha tb] \\ &= k_1^\alpha \sigma_1(t) + k_2^\alpha \sigma_2(t) + tb \\ &\geq \frac{1}{(m_1 + m_2)^\alpha} [m_1^\alpha d(A_1, Q(t)) + m_2^\alpha d(A_2, Q(t)) + (m_1 + m_2)^\alpha d(O, Q(t))] \\ &\geq \frac{m_1^\alpha d(O, A_1) + m_2^\alpha d(O, A_2)}{(m_1 + m_2)^\alpha} = H(0), \end{aligned}$$

since O is a vertex of an α -optimal transport path G . This implies that $H'(0) \geq 0$ if $H'(0)$ exists. Now, we may calculate the derivative $H'(0) = k_1^\alpha \sigma_1'(0) + k_2^\alpha \sigma_2'(0) + b$ as follows.

When $k > 0$, by applying the spherical law of cosines to triangles $\Delta \bar{A}_i \bar{P} \bar{O}$ and $\Delta \bar{A}_i \bar{Q}(t) \bar{O}$, we have

$$\begin{aligned} \cos(\lambda_i a \sqrt{k}) &= \cos(r \sqrt{k}) \cos(b \sqrt{k}) + \sin(r \sqrt{k}) \sin(b \sqrt{k}) \cos \theta_i \\ \cos(\sigma_i(t) \sqrt{k}) &= \cos(r \sqrt{k}) \cos(tb \sqrt{k}) + \sin(r \sqrt{k}) \sin(tb \sqrt{k}) \cos \theta_i, \end{aligned}$$

where θ_i is the angle $\angle \bar{A}_i \bar{O} \bar{P}$. Thus,

$$\sin(tb \sqrt{k}) \cos(\lambda_i a \sqrt{k}) - \sin(b \sqrt{k}) \cos(\sigma_i(t) \sqrt{k}) = -\cos(r \sqrt{k}) \sin((1-t)b \sqrt{k}).$$

Taking derivative with respect to t at $t = 0$ and using the fact $\sigma_i(0) = r$, we have

$$(b \sqrt{k}) \cos(\lambda_i a \sqrt{k}) + \sin(b \sqrt{k}) \sin(r \sqrt{k}) \sigma_i'(0) \sqrt{k} = b \sqrt{k} \cos(r \sqrt{k}) \cos(b \sqrt{k}).$$

Therefore, for $i = 1, 2$,

$$\sigma_i'(0) = \frac{b \cos(r \sqrt{k}) \cos(b \sqrt{k}) - b \cos(\lambda_i a \sqrt{k})}{\sin(b \sqrt{k}) \sin(r \sqrt{k})}.$$

Applying these expressions to $H'(0) = k_1^\alpha \sigma_1'(0) + k_2^\alpha \sigma_2'(0) + b \geq 0$, we have

(2.0.6)

$$(k_1^\alpha + k_2^\alpha) \cos(r \sqrt{k}) \cos(b \sqrt{k}) + \sin(r \sqrt{k}) \sin(b \sqrt{k}) \geq k_1^\alpha \cos(\lambda_1 a \sqrt{k}) + k_2^\alpha \cos(\lambda_2 a \sqrt{k}).$$

By setting

$$V e^{i\Theta_1} = (k_1^\alpha + k_2^\alpha) \cos(r \sqrt{k}) + i \sin(r \sqrt{k})$$

as a complex number, we have

$$(k_1^\alpha + k_2^\alpha) \cos(r \sqrt{k}) \cos(b \sqrt{k}) + \sin(r \sqrt{k}) \sin(b \sqrt{k}) = V \cos(\Theta_1 - b \sqrt{k}).$$

On the other hand, as $\lambda_1 + \lambda_2 = 1$, we have

$$\begin{aligned} & k_1^\alpha \cos(\lambda_1 a \sqrt{k}) + k_2^\alpha \cos(\lambda_2 a \sqrt{k}) \\ &= k_1^\alpha \cos(\lambda_1 a \sqrt{k}) + k_2^\alpha \cos(a \sqrt{k}) \cos(\lambda_1 a \sqrt{k}) + k_2^\alpha \sin(a \sqrt{k}) \sin(\lambda_1 a \sqrt{k}) \\ &= (k_1^\alpha + k_2^\alpha \cos(a \sqrt{k})) \cos(\lambda_1 a \sqrt{k}) + k_2^\alpha \sin(a \sqrt{k}) \sin(\lambda_1 a \sqrt{k}) \\ &= W \cos(\Theta_2 - \lambda_1 a \sqrt{k}), \end{aligned}$$

where

$$W e^{i\Theta_2} = (k_1^\alpha + k_2^\alpha \cos(a \sqrt{k})) + i (k_2^\alpha \sin(a \sqrt{k})) = k_1^\alpha + k_2^\alpha e^{ia \sqrt{k}}$$

as a complex number for some $\Theta_2 \in [0, 2\pi)$. Thus, inequality (2.0.6) becomes

$$V \cos(\Theta_1 - b \sqrt{k}) \geq W \cos(\Theta_2 - \lambda_1 a \sqrt{k}).$$

Since $0 < r \leq \frac{1}{2}D_k$, we have $0 < a \leq 2r \leq \pi/\sqrt{k}$. Then it is easy to see that $0 < \Theta_2 < a\sqrt{k}$. Let

$$(2.0.7) \quad \lambda_1 = \frac{\Theta_2}{a\sqrt{k}} \in (0, 1),$$

we have the inequality $V \geq W$. That is,

$$(k_1^\alpha + k_2^\alpha)^2 \cos^2(r\sqrt{k}) + \sin^2(r\sqrt{k}) \geq (k_1^\alpha + k_2^\alpha \cos(a\sqrt{k}))^2 + k_2^{2\alpha} \sin^2(a\sqrt{k}).$$

By simplifying this inequality, we get

$$\cos(a\sqrt{k}) \leq 1 - \frac{R^2}{2} \sin^2(r\sqrt{k}) \text{ and thus } \sin \frac{a\sqrt{k}}{2} \geq \frac{R}{2} \sin(r\sqrt{k}).$$

The proof for the cases $k = 0$ and $k < 0$ are similar when using the ordinary (or the hyperbolic) law of cosines in the model space M_k^2 . \square

Using lemma 2.0.5, we have the following upper bounds for R defined as in (2.0.3) which is useful when $\alpha < 0$.

Lemma 2.0.6. *Let R be defined as in (2.0.3). For any k and $\alpha < 1$, we have*

$$R \leq 2.$$

Proof. By the triangle inequality, we have $a \leq 2r \leq D_k$. We now use the estimates in lemma 2.0.5.

When $k < 0$, then

$$\sinh(\sqrt{-kr}) \geq \sinh \frac{\sqrt{-ka}}{2} \geq \frac{R}{2} \sinh(\sqrt{-kr}).$$

This yields $R \leq 2$.

When $k = 0$, then

$$2r \geq a \geq Rr,$$

so $R \leq 2$.

When $k > 0$, then

$$\sin(r\sqrt{k}) \geq \sin \frac{a\sqrt{k}}{2} \geq \frac{R}{2} \sin(r\sqrt{k})$$

as $0 \leq \frac{a\sqrt{k}}{2} \leq r\sqrt{k} \leq \frac{\pi}{2}$. Therefore, we still have $R \leq 2$. \square

The following proposition says that when α is negative, the weights on any two directed edges from a common vertex of an α -optimal transport path are comparable to each other.

Proposition 2.0.7. *If $\alpha < 0$, then for each $i = 1, 2$,*

$$k_i \geq \frac{1}{1 + (1 + 2^\alpha)^{-\frac{1}{\alpha}}},$$

where k_i is defined as in (2.0.5).

Proof. Without losing generality, we may assume that $k_2 \geq k_1$. By proposition 2.0.6, we have $R \leq 2$. That is,

$$\frac{(k_1^\alpha + k_2^\alpha)^2 - 1}{k_1^\alpha k_2^\alpha} \leq 4.$$

Simplify it, we have

$$k_1^\alpha - k_2^\alpha \leq 1.$$

Since $k_1 \in (0, \frac{1}{2}]$ and $\alpha < 0$, we have

$$1 - \left(\frac{k_2}{k_1}\right)^\alpha \leq (k_1)^{-\alpha} \leq 2^\alpha.$$

Simplify it again using $k_2 = 1 - k_1$, we have

$$k_1 \geq \frac{1}{1 + (1 + 2^\alpha)^{-\frac{1}{\alpha}}}.$$

□

We now may investigate the comparison angle θ between A_1 and A_2 at O , given in figure 1a:

Proposition 2.0.8. *Let X be a geodesic metric space with curvature bounded above by a real number k . Let θ be the comparison angle between A_1 and A_2 at O in the model space M_k^2 . Then*

$$\theta \geq \arccos\left(1 - \frac{R^2}{2}\right) = \arccos\left(\frac{1 - k_1^{2\alpha} - k_2^{2\alpha}}{2k_1^\alpha k_2^\alpha}\right).$$

Thus, by (2.0.4), we have

$$\theta \geq \theta_\alpha := \begin{cases} \frac{\pi}{2}, & \text{if } 0 < \alpha \leq \frac{1}{2} \\ \arccos(2^{2\alpha-1} - 1), & \text{if } \frac{1}{2} < \alpha < 1 \text{ or } \alpha \leq 0 \end{cases}.$$

Note that when $k = 0$, this agrees with what we have found in [24, Example 2.1] for a ‘‘Y-shaped’’ path. Also, when α approaches $-\infty$, then θ_α approaches π , and when α approaches 1, then θ_α approaches 0.

Proof. When $k > 0$, then by the spherical law of cosines,

$$\begin{aligned} \cos \theta &= \frac{\cos(a\sqrt{k}) - \cos^2(r\sqrt{k})}{\sin^2(r\sqrt{k})} \\ &\leq \frac{1 - \frac{R^2}{2} \sin^2(r\sqrt{k}) - \cos^2(r\sqrt{k})}{\sin^2(r\sqrt{k})} = 1 - \frac{R^2}{2}. \end{aligned}$$

When $k < 0$, then by the hyperbolic law of cosines

$$\begin{aligned} \cos \theta &= \frac{-\cosh(a\sqrt{-k}) + \cosh^2(r\sqrt{-k})}{\sinh^2(r\sqrt{-k})} \\ &\leq \frac{-1 - \frac{R^2}{2} \sinh^2(r\sqrt{-k}) + \cosh^2(r\sqrt{-k})}{\sinh^2(r\sqrt{-k})} = 1 - \frac{R^2}{2}. \end{aligned}$$

When $k = 0$, then by the law of cosines,

$$\cos \theta = \frac{r^2 + r^2 - a^2}{2r^2} \leq \frac{2r^2 - R^2 r^2}{2r^2} = 1 - \frac{R^2}{2}.$$

□

Now, we want to estimate the degree (i.e. the total number of edges) at each vertex of an optimal transport path. We first rewrite lemma 2.0.5 as follows. For any real numbers $x \leq \left(\frac{\pi}{2}\right)^2$ and $0 < y \leq 2$, define

$$\Psi(x, y) := \begin{cases} \frac{1}{\sqrt{x}} \arcsin\left(\frac{y}{2} \sin(\sqrt{x})\right), & \text{if } 0 < x \leq \left(\frac{\pi}{2}\right)^2 \\ \frac{R}{2}, & \text{if } x = 0 \\ \frac{1}{\sqrt{-x}} \sinh^{-1}\left(\frac{y}{2} \sinh(\sqrt{-x})\right) & \text{if } x < 0 \end{cases}.$$

Then, one may check that Ψ is a continuous strictly decreasing function of the variable x and an increasing function of y . Moreover, for each fixed y , $\lim_{x \rightarrow -\infty} \Psi(x, y) = 1$ and

$$\Psi(x, y) \geq \Psi\left(\left(\frac{\pi}{2}\right)^2, y\right) = \frac{2}{\pi} \arcsin\left(\frac{y}{2}\right).$$

By means of the function Ψ , the lemma 2.0.5 becomes

Lemma 2.0.9. *Assume that $d(O, A_1) = d(O, A_2) = r$ and $0 < r \leq \frac{1}{2}D_k$. Then, we have the following estimate for $d(A_1, A_2)$:*

$$2r \geq d(A_1, A_2) \geq 2r\Psi(r^2k, R) \geq 2rC_\alpha$$

where $C_\alpha := \frac{2}{\pi} \arcsin\left(\frac{R_\alpha}{2}\right)$.

Note that since $\lim_{x \rightarrow -\infty} \Psi(x, R) = 1$, we have $d(A_1, A_2)$ is nearly $2r$ when k approaches $-\infty$.

Let

$$(2.0.8) \quad \Phi(x, \alpha) = 1 + \frac{\ln\left(1 + \frac{1}{\Psi(x, R_\alpha)}\right)}{\ln 2}$$

for $x \in \mathbb{R}$ and $\alpha < 1$. For each fixed $\alpha < 1$, $\Phi_\alpha(k) := \Phi(k, \alpha)$ is a strictly increasing function of k with lower bound $\lim_{k \rightarrow -\infty} \Phi(k, \alpha) = 2$, upper bound

$$\Phi(k, \alpha) \leq 1 + \frac{\ln\left(1 + \frac{1}{C_\alpha}\right)}{\ln 2}$$

and

$$\Phi(0, \alpha) = 1 + \frac{\ln\left(1 + \frac{2}{R_\alpha}\right)}{\ln 2}.$$

As in [17, 10.13], a metric space X is called *doubling* if there is a constant $C_d \geq 1$ so that every subset of diameter r in X can be covered by at most C_d subsets of diameter at most $\frac{r}{2}$. Doubling spaces have the following covering property: there exists constants $\beta > 0$ and $C_\beta \geq 1$ such that for every $\epsilon \in (0, \frac{1}{2}]$, every set of diameter r in X can be covered by at most $C_\beta \epsilon^{-\beta}$ sets of diameter at most ϵr . This function $C_\beta \epsilon^{-\beta}$ is called a covering function of X . The infimum of all numbers $\beta > 0$ such that a covering function can be found is called the *Assouad dimension* of X . It is clear that subsets of doubling spaces are still doubling. For any subset K of X , let $\dim_A(K)$ denote the Assouad dimension of K .

Theorem 2.0.10. *Suppose X is a geodesic doubling metric space of curvature bounded above by a real number k . Let $\alpha < 1$ and G be an α -optimal transport path between two atomic probability measures on X , and O is a vertex of G . Let $\deg(O)$ be the degree of the vertex O and $r(O)$ be the maximum number r in $(0, \frac{1}{2}D_k]$ such that the truncated ball $B(O, r) \setminus \{O\}$ contains no vertices of G . Then,*

(1) for any $0 < r \leq r(O)$, we have

$$\deg(O) \leq 2(C_d)^{\Phi(r^{2k}, \alpha)},$$

where C_d is the doubling constant of X , and Φ is given in (2.0.8).

(2) Moreover, $\deg(O) \leq 2(C_d)^{\Phi(0, \alpha)}$, which is a constant depends only on α and C_d .

(3) If $\deg(O) \geq 2(C_d)^2$, then the curvature upper bound

$$k \geq \frac{1}{r(O)^2} (\Phi_\alpha)^{-1} \left(\log_{C_d}^{\deg(O)/2} \right).$$

(4) In particular, if $\deg(O) = 2(C_d)^{\Phi(0, \alpha)}$, then $k \geq 0$.

(5) If $k < 0$, then

$$r(O) \leq \sqrt{\frac{(\Phi_\alpha)^{-1} \left(\log_{C_d}^{\deg(O)/2} \right)}{k}}.$$

Proof. For any $0 < r \leq r(O)$, let $\{A_i\}$ be the intersection points of the sphere $S(O, r)$ in X with all edges of G that flows out of O . It is sufficient to show that the cardinality of $\{A_i\}$ is bounded above by $(C_d)^{\Phi(r^{2k}, \alpha)}$. By lemma 2.0.9, $\{B(A_i, r\Psi(r^{2k}, R_\alpha))\}$ are disjoint and contained in $B(O, (1 + \Psi(r^{2k}, R_\alpha))r)$. Since X is doubling, the cardinality of $\{B(A_i, \Psi(r^{2k}, R_\alpha)r)\}$ is bounded above by $(C_d)^{\Phi(r^{2k}, \alpha)}$. This proves (1). By setting $r \rightarrow 0$ in (1), we have (2). Then (3) and (5) follow from (1), and (4) follows from (3). \square

3. OPTIMAL TRANSPORT PATHS BETWEEN ARBITRARY PROBABILITY MEASURES

In this section, we consider optimal transport paths between two arbitrary probability measures on a complete geodesic metric space (X, d) . Unlike what we did in Euclidean space [24], we will use a new approach by considering the completion of $\mathcal{A}(X)$ with respect to the metric d_α . Note that $(\mathcal{A}(X), d_\alpha)$ is not necessarily complete for $\alpha < 1$. So, we consider its completion as follows.

Definition 3.0.11. *For any $\alpha \in (-\infty, 1]$, let $\mathcal{P}_\alpha(X)$ be the completion of the metric space $\mathcal{A}(X)$ with respect to the metric d_α .*

It is easy to check that (see [29, lemma 2.2.5]) if $\beta < \alpha$, then $\mathcal{P}_\beta(X) \subseteq \mathcal{P}_\alpha(X)$, and for all μ, ν in $\mathcal{P}_\beta(X)$ we have $d_\beta(\mu, \nu) \geq d_\alpha(\mu, \nu)$. Note that when $\alpha = 1$, the metric d_1 is the usual Monge's distance on $\mathcal{A}(X)$ and $\mathcal{P}_1(X)$ is just the space $\mathcal{P}(X)$ of all probability measures on X . Therefore, each element in \mathcal{P}_α can be viewed as a probability measure on X when $\alpha < 1$.

By proposition 1.3.3, the concept of an α -optimal transport path on $\mathcal{A}(X)$ coincides with the concept of geodesic in $(\mathcal{A}(X), d_\alpha)$. This motivates us to introduce the following concept.

Definition 3.0.12. *For any two probability measures μ^+ and μ^- on a complete geodesic metric space X and $\alpha < 1$, if there exists a geodesic in $(\mathcal{P}_\alpha(X), d_\alpha)$ from μ^+ to μ^- , then this geodesic is called an α -optimal transport path from μ^+ to μ^- .*

In other words, the existence of an α -optimal transport path is the same as the existence of a geodesic in $\mathcal{P}_\alpha(\mathbf{X})$. Thus, an essential part in understanding the optimal transport problem becomes describing properties of elements of $\mathcal{P}_\alpha(\mathbf{X})$, and

investigating the existence of geodesics in $\mathcal{P}_\alpha(\mathbf{X})$. Since completion of a geodesic metric space is still a geodesic space, by proposition 1.3.3, we have

Proposition 3.0.13. *Suppose X is a complete geodesic metric space. Then for any $0 \leq \alpha < 1$, $(\mathcal{P}_\alpha(X), d_\alpha)$ is a complete geodesic metric space.*

In other words, for any two probability measures $\mu^+, \mu^- \in \mathcal{P}_\alpha(X)$ with $0 \leq \alpha < 1$, there exists an optimal transport path (i.e. a geodesic) from μ^+ to μ^- . In particular, since atomic measures are contained in $\mathcal{P}_\alpha(X)$, there exists an α -optimal transport path from any probability measure $\mu \in \mathcal{P}_\alpha(X)$ to δ_p for any $p \in X$.

A positive Borel measure μ on X is said to be *concentrated* on a Borel set A if $\mu(X \setminus A) = 0$. The following proposition says that if α is nonpositive, then any element of $\mathcal{P}_\alpha(X)$ must be bounded.

Proposition 3.0.14. *Suppose $\alpha \leq 0$. If $\mu \in \mathcal{P}_\alpha(X)$, then μ is concentrated on the closed ball $\bar{B}(p, d_\alpha(\mu, \delta_p))$ for any $p \in X$.*

Proof. If $\mu \in \mathcal{P}_\alpha(X)$, then μ is represented by a Cauchy sequence $\{\mathbf{a}_n\} \in \mathcal{A}(X)$ with respect to the metric d_α . For any $p \in X$, by corollary 1.2.4, each \mathbf{a}_n is concentrated on the ball $\bar{B}(p, d_\alpha(\mathbf{a}_n, \delta_p))$. Thus, μ is concentrated on the ball $\bar{B}(p, d_\alpha(\mu, \delta_p))$. \square

When $0 < \alpha < 1$, $\mu \in \mathcal{P}_\alpha(X)$ does not necessarily imply μ is concentrated on a bounded set. For instance, let $X = \mathbb{R}$, and $\mu = \sum_{n=1}^{\infty} \frac{1}{2^n} \delta_{\{n\}}$, which is clearly unbounded. Then, $d_\alpha(\mu, \delta_{\{0\}}) = \sum_{n=1}^{\infty} (\sum_{k=n}^{\infty} \frac{1}{2^k})^\alpha \cdot 1 = \sum_{n=1}^{\infty} (\frac{1}{2^{n-1}})^\alpha < \infty$, and $\mu \in \mathcal{P}_\alpha(X)$. Nevertheless, the following proposition says that the mass of every measure in $\mathcal{P}_\alpha(X)$ outside a ball decays to 0 as the radius of the ball increases.

Proposition 3.0.15. *Suppose $0 < \alpha < 1$ and $\tilde{\mu} = \lambda\mu$ for some $\mu \in \mathcal{P}_\alpha(X)$ and $\lambda > 0$. Then, for any point $p \in X$ and $r > 0$, we have*

$$[\tilde{\mu}(X \setminus \bar{B}(p, r))]^\alpha \leq \frac{d_\alpha(\tilde{\mu}, \lambda\delta_p)}{r}.$$

In particular, if $r \geq d_\alpha(\tilde{\mu}, \lambda\delta_p)^{1-\alpha}$, we have

$$(3.0.9) \quad \tilde{\mu}(X \setminus \bar{B}(p, r)) \leq d_\alpha(\tilde{\mu}, \lambda\delta_p).$$

Proof. By corollary 1.2.5,

$$[\mu(X \setminus \bar{B}(p, r))]^\alpha \leq \frac{d_\alpha(\mu, \delta_p)}{r}.$$

Now, for any $\lambda > 0$,

$$[\tilde{\mu}(X \setminus \bar{B}(p, r))]^\alpha = [\lambda\mu(X \setminus \bar{B}(p, r))]^\alpha \leq \lambda^\alpha \frac{d_\alpha(\mu, \delta_p)}{r} = \frac{d_\alpha(\tilde{\mu}, \lambda\delta_p)}{r}.$$

\square

4. TRANSPORT DIMENSION OF MEASURES ON A METRIC SPACE

Now, a natural question is to describe properties of measures that lie in the space $\mathcal{P}_\alpha(X)$. The answer to this question crucially related to the dimensional information of the measure μ . So, we study the dimension of measures in this section. To do it, we first study properties of measures belong to a special subset of $\mathcal{P}_\alpha(X)$, and then using it to define the transport dimension of measures. The work in this section generalize results of [29] from Euclidean spaces to a complete geodesic metric space, while the study of [29] is motivated by the work of [13].

4.1. d_α -admissible Cauchy sequence.

Definition 4.1.1. Suppose X is a complete geodesic metric space. Let $\{\mathbf{a}_k\}_{k=1}^\infty$ be a sequence of atomic measures on X of equal total mass in the form of

$$\mathbf{a}_k = \sum_{i=1}^{N_k} m_i^{(k)} \delta_{x_i^{(k)}}$$

for each k , and $\alpha < 1$. We say that this sequence is a d_α -**admissible Cauchy sequence** if for any $\epsilon > 0$, there exists an N such that for all $n > k \geq N$ there exists a partition of

$$\mathbf{a}_n = \sum_{i=1}^{N_k} \mathbf{a}_{n,i}^{(k)}$$

with respect to \mathbf{a}_k as sums of disjoint atomic measures and a path (see figure 2)

$$G_{n,i}^k \in \text{Path}(m_i^{(k)} \delta_{x_i^{(k)}}, \mathbf{a}_{n,i}^{(k)})$$

for each $i = 1, 2, \dots, N_k$ such that

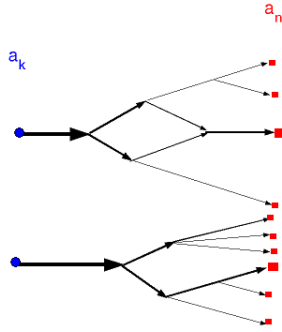
$$\sum_{i=1}^{N_k} \mathbf{M}_\alpha(G_{n,i}^k) \leq \epsilon.$$

Also, we denote $G_n^k = \sum_{i=1}^{N_k} G_{n,i}^k$, which is a path from \mathbf{a}_k to \mathbf{a}_n with $\mathbf{M}_\alpha(G_n^k) \leq \epsilon$. Each d_α -**admissible Cauchy sequence** corresponds to an element in $\mathcal{P}_\alpha(X)$. Let

$$\mathcal{D}_\alpha(X) \subseteq \mathcal{P}_\alpha(X)$$

be the set of all probability measures μ which corresponds to a d_α admissible Cauchy sequence of probability measures. For simplicity, we may write $\mathcal{D}_\alpha(X)$ as \mathcal{D}_α .

Figure 2: An example of a transport path between a_k and a_n .



It is easy to see that if for each k , there is a partition of $\mathbf{a}_{k+1} = \sum_{i=1}^{N_k} \mathbf{a}_{k+1,i}^{(k)}$ with respect to \mathbf{a}_k as sums of disjoint atomic measures and a path $G_{k+1,i}^k \in \text{Path}(m_i^{(k)} \delta_{x_i^{(k)}}, \mathbf{a}_{k+1,i}^{(k)})$ for each $i = 1, 2, \dots, N_k$ such that

$$\sum_{k=1}^{\infty} \left(\sum_{i=1}^{N_k} \mathbf{M}_\alpha(G_{k+1,i}^k) \right) < +\infty,$$

then $\{\mathbf{a}_n\}$ is a d_α -admissible Cauchy sequence.

Also, note that if $\mu, \nu \in \mathcal{D}_\alpha(X)$, one automatically has $d_\alpha(\mu, \nu) < \infty$.

4.2. Relation with Hausdorff dimension of measures. Let \mathcal{H}^s denote s dimensional Hausdorff measure on X for each $s \geq 0$. By means of corollary 1.2.4 and (3.0.9), the proof of [29, theorem 3.2.1] is also valid for the following theorem:

Theorem 4.2.1. *Suppose X is a complete geodesic metric space. If $\mu \in \mathcal{D}_\alpha(X)$ for some $\alpha \in (-\infty, 1)$, then μ is concentrated on a subset A of X with $\mathcal{H}^{\frac{1}{1-\alpha}}(A) = 0$.*

Definition 4.2.2. *For any probability measure μ on a complete geodesic metric space X , the Hausdorff dimension of μ is defined to be*

$$\dim_H(\mu) = \inf \{ \dim_H(A) : \mu(X \setminus A) = 0 \},$$

where $\dim_H(A)$ is the Hausdorff dimension of a set A .

Thus, by Theorem 4.2.1, we have

Corollary 4.2.3. *Suppose X is a complete geodesic metric space. For any $\alpha < 1$ and any $\mu \in \mathcal{D}_\alpha(X)$, we have*

$$\dim_H(\mu) \leq \frac{1}{1-\alpha}.$$

4.3. Minkowski dimension of measures. A *nested collection*

$$(4.3.1) \quad \mathcal{F} = \{Q_i^n : i = 1, 2, \dots, N_n \text{ and } n = 1, 2, \dots\}$$

of cubes in X is a collection of Borel subsets of X with the following properties:

(1) for each Q_i^n , its diameter

$$(4.3.2) \quad C_1 \sigma^n \leq \text{diam}(Q_i^n) \leq C_2 \sigma^n$$

for some constants $C_2 \geq C_1 > 0$ and some $\sigma \in (0, 1)$.

(2) for any k, l, i, j with $l \geq k$, either $Q_i^k \cap Q_j^l = \emptyset$ or $Q_i^k \subseteq Q_j^l$;

(3) for each Q_j^{n+1} there exists exactly one Q_i^n (parent of Q_j^{n+1}) such that $Q_j^{n+1} \subseteq Q_i^n$;

(4) for each Q_i^n there exists at least one Q_j^{n+1} (child of Q_i^n) such that $Q_j^{n+1} \subseteq Q_i^n$;

Each Q_i^n is called a cube of generation n in \mathcal{F} . If two different cubes Q_i^n and Q_j^n of generation n have the same parent, then they are called *brothers* to each other.

In next section, we will see that for each bounded subset of a complete geodesic doubling metric space, there always exists a nested collection of cubes which covers the set.

Definition 4.3.1. *For any nested collection \mathcal{F} , we define its Minkowski dimension*

$$(4.3.3) \quad \dim_M(\mathcal{F}) := \lim_{n \rightarrow \infty} \frac{\log(N_n)}{\log\left(\frac{1}{\sigma^n}\right)}$$

provided the limit exists, where N_n is the total number of cubes of generation n .

Definition 4.3.2. *A Radon measure μ on X is said to be concentrated on a nested collection \mathcal{F} in X if for each n ,*

$$\mu\left(X \setminus \left(\bigcup_{i=1}^{N_n} Q_i^n\right)\right) = 0.$$

Definition 4.3.3. For any Radon measure μ , we define the Minkowski dimension of the measure μ to be

$$\dim_M(\mu) := \inf \{ \dim_M(\mathcal{F}) \}$$

where the infimum is over all nested collection \mathcal{F} that μ is concentrated on.

The proof of [29, theorem 3.3.5] is still valid for the following theorem:

Theorem 4.3.4. Suppose μ is a probability measure on a complete geodesic metric space (X, d) . If $\dim_M(\mu) < \frac{1}{1-\alpha}$ for some $0 \leq \alpha < 1$, then $\mu \in \mathcal{D}_\alpha(X)$.

4.4. Evenly concentrated measures. Now, we aim at achieving a similar result as in theorem 4.3.4 for the case $\alpha < 0$. To do it, we introduce the following definition:

Definition 4.4.1. Let (X, d) be a complete geodesic metric space. A Radon measure μ on X is evenly concentrated on a nested collection \mathcal{F} in X if for each cube Q_i^n of generation n in \mathcal{F} , either Q_i^n has no brothers or $\mu(Q_i^n) \geq \frac{\lambda}{N_n}$ for some constant $\lambda > 0$.

Here, Q_i^n has no brothers means that the parent of Q_i^n has only one child, namely Q_i^n itself.

Some examples of evenly concentrated measures have been given in [29]. In particular, if μ is an Ahlfors regular measure concentrated on a nested collection \mathcal{F} in X , then μ is evenly concentrated on \mathcal{F} .

Definition 4.4.2. For any Radon measure μ , we define

$$\dim_U(\mu) := \inf \{ \dim_M(\mathcal{F}) \}$$

where the infimum is over all nested collection \mathcal{F} that μ is evenly concentrated on.

Obviously,

$$\dim_M(\mu) \leq \dim_U(\mu).$$

The proof of [29, theorem 3.4.6] is also valid for the following theorem:

Theorem 4.4.3. Let (X, d) be a complete geodesic metric space. Suppose μ is a probability measure with $\dim_U(\mu) < \frac{1}{1-\alpha}$ for some $\alpha < 1$, then $\mu \in \mathcal{D}_\alpha(X)$.

4.5. Transport dimension of measures. We now introduce the following concept:

Definition 4.5.1. Suppose X is a complete geodesic metric space. For any probability measure μ on X , we define the transport dimension of μ to be

$$\dim_T(\mu) := \inf_{\alpha < 1} \left\{ \frac{1}{1-\alpha} : \mu \in \mathcal{D}_\alpha(X) \right\}.$$

Note that if $\frac{1}{1-\alpha} > \dim_T(\mu)$, then $\mu \in \mathcal{D}_\alpha(X)$, and thus $d_\alpha(\mu, \delta_O) < +\infty$ for any fixed point $O \in X$. If in addition $\alpha \geq 0$, then there exists an α -optimal transport path from μ to δ_O .

By theorems 4.3.4, 4.4.3 and 4.2.1, we have (see [29, theorem 3.5.2])

Theorem 4.5.2. Suppose X is a complete geodesic metric space. Let μ be any probability measure on X , then

$$\dim_H(\mu) \leq \dim_T(\mu) \leq \max\{\dim_M(\mu), 1\}.$$

Moreover, we also have

$$\dim_H(\mu) \leq \dim_T(\mu) \leq \dim_U(\mu).$$

In [29, Example 3.5.3], we showed that for the Cantor measure μ , we have

$$\dim_H(\mu) = \dim_T(\mu) = \dim_U(\mu) = \frac{\ln 2}{\ln 3}.$$

4.6. The Dimensional Distance between probability measures. In this subsection, we will give a geometric meaning to the transport dimension of measures.

Let (X, d) be a complete geodesic metric space. For any $\alpha < 1$, let

$$\mathcal{S}_\alpha(X) = \{\Lambda(\mu - \nu) : \Lambda \geq 0, \mu, \nu \in \mathcal{D}_\alpha(X)\}$$

be a collection of signed measures. Clearly, $\mathcal{S}_{\alpha_1}(X) \subseteq \mathcal{S}_{\alpha_2}(X)$ if $\alpha_1 \leq \alpha_2$.

Definition 4.6.1. Let (X, d) be a complete geodesic metric space. For any two probability measures μ, ν on X , we define

$$D(\mu, \nu) := \inf_{\alpha < 1} \left\{ \frac{1}{1 - \alpha} : \mu - \nu \in \mathcal{S}_\alpha(X) \right\}.$$

The proof of [29, proposition 4.05] still valid for the following proposition

Proposition 4.6.2. Let (X, d) be a complete geodesic metric space. Then, D is a pseudometric¹ on the space of probability measures on X .

In general, D is not necessarily a metric. Indeed, for any two atomic probability measures \mathbf{a}, \mathbf{b} , we have $\mathbf{a} - \mathbf{b} \in \mathcal{S}_\alpha(X)$ for any $\alpha < 1$. Thus, $D(\mathbf{a}, \mathbf{b}) = 0$ while \mathbf{a} and \mathbf{b} are not necessarily the same measure. Nevertheless, we may easily extend the pseudometric D to a metric on equivalent classes of measures. To this end we define a notion of the equivalent class on measures.

Definition 4.6.3. For any two probability measures μ and ν on X , we say

$$\mu \sim \nu \text{ if } D(\mu, \nu) = 0.$$

The equivalent class of μ is denoted by $[\mu]$.

For instance, all atomic probability measures are equivalent to each other.

Definition 4.6.4. For any equivalent class $[\mu]$ and $[\nu]$, define

$$\mathbf{D}([\mu], [\nu]) = D(\mu, \nu).$$

From this definition and proposition 4.6.2, clearly, we have the following theorem.

Theorem 4.6.5. Let (X, d) be a complete geodesic metric space. Then, \mathbf{D} is a metric on $\mathcal{P}(X) / \sim$.

Definition 4.6.6. The metric \mathbf{D} is called the dimensional distance on the space $\mathcal{P}(X) / \sim$ of equivalent classes of probability measures on X .

We now give a geometric meaning to transport dimension of measures.

Theorem 4.6.7. Let (X, d) be a complete geodesic metric space. For any positive probability measure μ , we have

$$\dim_T(\mu) = \mathbf{D}([\mu], [\mathbf{a}]) = D(\mu, \mathbf{a})$$

where \mathbf{a} is any atomic probability measure.

¹A pseudometric D means that it is nonnegative, symmetric, satisfies the triangle inequality, and $D(\mu, \mu) = 0$. But $D(\mu, \nu) = 0$ does not imply $\mu = \nu$.

Proof. Since $\mathbf{a} \in \mathcal{D}_\alpha(X)$ for any $\alpha < 1$, we have

$$\begin{aligned} D(\mu, \mathbf{a}) &= \inf_{\alpha < 1} \left\{ \frac{1}{1-\alpha} : \mu - \mathbf{a} \in S_\alpha \right\} \\ &= \inf_{\alpha < 1} \left\{ \frac{1}{1-\alpha} : \mu \in \mathcal{D}_\alpha(X) \right\} = \dim_T(\mu). \end{aligned}$$

□

This theorem says that the transport dimension of a probability measure μ is the distance from μ to any atomic measure with respect to the dimensional distance. In other words, the dimension information of a measure tells us quantitatively how far the measure is from being an atomic measure.

5. MEASURES ON A COMPLETE DOUBLING METRIC SPACE

In this section, we will show that there exists an α -optimal transport path between any two probability measures on a compact doubling geodesic metric space X whenever $\max\{1 - \frac{1}{m}, 0\} < \alpha < 1$, where m is the Assouad dimension of X .

Recall that a *space of homogeneous type* ([11]) is a quasimetric space X equipped with a doubling measure ν , which is a Radon measure on X satisfying

$$\nu(B(x, 2r)) \leq C\nu(B(x, r))$$

for any ball $B(x, r)$ in X and for some constant $C > 0$. When (X, d) is a metric space equipped with a doubling measure ν , then the triple (X, d, ν) is called a metric measures space. Recently, many works (see [8], [17], etc) have been done on studying analysis on metric measure spaces, in particular, when the measure μ is doubling and satisfying the Poincaré inequality.

In [9] and [10], Christ introduced a decomposition of a space of homogeneous type as cubes and proved the following proposition:

Proposition 5.0.8. *Suppose (X, ν) is a space of homogeneous type. For any $k \in \mathbb{Z}$, there exists a set, at most countable I_k and a family of subsets $Q_\theta^k \subseteq X$ with $\theta \in I_k$, such that*

- (1) $\nu(X \setminus \cup_\theta Q_\theta^k) = 0, \forall k \in \mathbb{Z}$;
- (2) for any k, l, θ, η with $l \leq k$, either $Q_\theta^k \cap Q_\eta^l = \emptyset$ or $Q_\theta^k \subseteq Q_\eta^l$;
- (3) for each Q_η^{n+1} there exists exactly one Q_θ^n (parent of Q_η^{n+1}) such that $Q_\eta^{n+1} \subseteq Q_\theta^n$;
- (4) for each Q_θ^n there exists at least one Q_η^{n+1} (child of Q_θ^n) such that $Q_\eta^{n+1} \subseteq Q_\theta^n$;

These open subsets of the kind Q_θ^k are called dyadic cubes of generation k due to the analogous between them and the standard Euclidean dyadic cubes. A useful property regarding such dyadic cubes is: there exists a point $x_\theta^k \in X$ for each cube Q_θ^k such that

$$B(x_\theta^k, C_0\sigma^k) \subseteq Q_\theta^k \subseteq B(x_\theta^k, C_1\sigma^k)$$

for some constants C_0, C_1 and $\sigma \in (0, 1)$. Moreover, for any x_θ^k and $x_\eta^k, d(x_\theta^k, x_\eta^k) \geq \sigma^k$.

Since ν is a doubling measure, from (1), we see that $X = \cup_\theta \bar{Q}_\theta^k$, where \bar{Q}_θ^k denotes the closure of Q_θ^k . Then, it is easy to see that there exists a family of Borel subsets $\{B_\theta^k\}$ with $\theta \in I_k$ such that $Q_\theta^k \subseteq B_\theta^k \subseteq \bar{Q}_\theta^k$ with $X = \cup_\theta B_\theta^k$ for each k , and $\{B_\theta^k\}$ still satisfy conditions (2,3,4) above.

A very useful fact is pointed out in [17, theorem 13.3]: every complete doubling metric space (X, d) has a nontrivial doubling measure on it. Thus, one may also construct a family of disjoint Borel subsets $\{B_\theta^k\}$ for (X, d) as above. Now, for any bounded subset K of X , we set \mathcal{F}_K to be the collection of all dyadic cubes B_θ^k that has a nonempty intersection with K . It is easy to check that \mathcal{F}_K is a nested collection of cubes as defined in (4.3.1). Moreover, for any $\beta > \dim_A(K)$, from the definition of Assouad dimension, we see that the cardinality N_n of all dyadic cubes of generation n that intersect with the set K is bounded above by $C_\beta(\sigma^n)^{-\beta}$ for some constant $C_\beta > 0$. Thus,

$$\dim_M \mathcal{F} \leq \lim \frac{\log C_\beta (\sigma^n)^{-\beta}}{\log \frac{1}{\sigma^n}} = \beta.$$

This shows that $\dim_M \mathcal{F}_K \leq \dim_A(K)$.

Proposition 5.0.9. *Suppose (X, d) is a complete geodesic doubling metric space. If μ is a probability measure concentrated on a bounded subset K of X , then*

$$\dim_M(\mu) \leq \dim_A(K).$$

If in addition, μ is Ahlfors regular, then

$$\dim_U(\mu) \leq \dim_A(K).$$

Proof. Since μ is concentrated on K , we have μ is concentrated on the associated nested collection \mathcal{F}_K . Thus,

$$\dim_M(\mu) \leq \dim_M \mathcal{F}_K \leq \dim_A(K).$$

When μ is Ahlfors regular, μ is evenly concentrated on \mathcal{F}_K , thus $\dim_U(\mu) \leq \dim_A(K)$. \square

In particular, we have

Theorem 5.0.10. *Suppose X is a complete geodesic doubling metric space with Assouad dimension m , and μ is any probability measure on X with a compact support. Let $1 - \frac{1}{m} < \alpha < 1$. Then,*

- (1) $\mu \in \mathcal{D}_\alpha(X)$ if $\alpha > 0$. In particular, if in addition X is compact, then $\mathcal{D}_\alpha(X) = \mathcal{P}_\alpha(X) = \mathcal{P}(X)$.
- (2) $\mu \in \mathcal{D}_\alpha(X)$ if μ is Ahlfors regular.

Proof. Let K be the support of μ . Then, $\dim_M(\mu) \leq \dim_A(K) \leq \dim_A(X) = m$. By theorem 4.5.2, $\dim_T(\mu) \leq \max\{1, \dim_M(\mu)\} \leq \max\{1, m\}$. Therefore, for any $\max\{1 - \frac{1}{m}, 0\} < \alpha < 1$, we have $\frac{1}{1-\alpha} > \max\{1, m\} \geq \dim_T(\mu)$, and thus $\mu \in \mathcal{D}_\alpha(X)$. When μ is Ahlfors regular on X , we have $\dim_T(\mu) \leq \dim_U(\mu) \leq \dim_A(K) \leq m$. Thus, if $\frac{1}{1-\alpha} > m$, then $\mu \in \mathcal{D}_\alpha(X)$. \square

Thus, by proposition 3.0.13, we have

Corollary 5.0.11. *Suppose X is a compact geodesic doubling metric space with Assouad dimension m . Then, the space $(\mathcal{P}(X), d_\alpha)$ of probability measures on X is a complete geodesic metric space whenever $\max\{1 - \frac{1}{m}, 0\} < \alpha < 1$. In other words, there exists an α -optimal transport path between any two probability measures on X .*

REFERENCES

- [1] L. Ambrosio. Lecture notes on optimal transport problems. Mathematical aspects of evolving interfaces (Funchal, 2000), 1–52, Lecture Notes in Math., 1812, Springer, Berlin, 2003.
- [2] A. Brancolini, G. Buttazzo, F. Santambrogio, Path functions over Wasserstein spaces. J. Eur. Math. Soc. Vol. 8, No.3 (2006),415–434.
- [3] D. Burago, Y. Burago, S. Ivanov, A Course in Metric Geometry, American Mathematical Society, 2001.
- [4] M. Bernot; V. Caselles; J. Morel, Traffic plans. Publ. Mat. 49 (2005), no. 2, 417–451.
- [5] M. Bernot; V. Caselles; J. Morel; Optimal Transportation Networks: Models and Theory. Series: Lecture Notes in Mathematics , Vol. 1955 , (2009).
- [6] Y. Brenier. Décomposition polaire et réarrangement monotone des champs de vecteurs. C. R. Acad. Sci. Paris Sér. I Math. 305 (1987), no. 19, 805–808.
- [7] L.A. Caffarelli; M. Feldman; R. J. McCann. Constructing optimal maps for Monge’s transport problem as a limit of strictly convex costs. J. Amer. Math. Soc. 15 (2002), no. 1, 1–26
- [8] J. Cheeger, Differentiability of Lipschitz functions on metric measure spaces, Geom. Funct. Anal. 9 (1999), pp.428-517.
- [9] M. Christ: Lectures on singular integral operators. - Conference Board of the Mathematical Sciences, Regional Conference Series in Mathematics 77, 1990.
- [10] M. Christ. A T(b) Theorem with remarks on analytic capacity and the Cauchy integral. Colloq. Math. LX/LXI:2, 1990, 601–628.
- [11] R. Coifman, and G. Weiss: Analyse Harmonique Non-Commutative sur Certains Espaces Homogenes. - Lectures Notes in Math. 242, Springer–Verlag, 1971.
- [12] Thierry De Pauw and Robert Hardt. Size minimization and approximating problems, Calc. Var. Partial Differential Equations 17 (2003), 405-442.
- [13] G. Devillanova and S. Solimini. On the dimension of an irrigable measure. Rend. Semin. Mat. Univ. Padova 117 (2007), 1–49.
- [14] Evans, Lawrence C.; Gangbo, Wilfrid. Differential equations methods for the Monge-Kantorovich mass transfer problem. Mem. Amer. Math. Soc. 137 (1999), no. 653.
- [15] Gangbo, Wilfrid; McCann, Robert J. The geometry of optimal transportation. Acta Math. 177 (1996), no. 2, 113–161.
- [16] E.N. Gilbert, Minimum cost communication networks, Bell System Tech. J. 46, (1967), pp. 2209-2227.
- [17] J. Heinonen, Lectures on Analysis on Metric Spaces, Universitext, Springer, 2001.
- [18] L. Kantorovich. On the translocation of masses. C.R. (Doklady) Acad. Sci. URSS (N.S.), 37:199-201, 1942.
- [19] F. Maddalena, S. Solimini and J.M. Morel. A variational model of irrigation patterns, Interfaces and Free Boundaries, Volume 5, Issue 4, (2003), pp. 391-416.
- [20] G. Monge. Mémoire sur la théorie des déblais et de remblais, Histoire de l’Académie Royale des Sciences de Paris, 666-704 (1781).
- [21] E. Paolini and E. Stepanov. Optimal transportation networks as flat chains. Interfaces and Free Boundaries, 8 (2006), 393-436.
- [22] Villani, Cédric. Topics in mass transportation. AMS Graduate Studies in Math. 58 (2003)
- [23] B. White. Rectifiability of flat chains. Annals of Mathematics 150 (1999), no. 1, 165-184.
- [24] Q. Xia, Optimal paths related to transport problems. Communications in Contemporary Mathematics. Vol. 5, No. 2 (2003) 251-279.
- [25] Q. Xia. Interior regularity of optimal transport paths. Calculus of Variations and Partial Differential Equations. 20 (2004), no. 3, 283–299.
- [26] Q. Xia. Boundary regularity of optimal transport paths. Preprint.
- [27] Q. Xia. The formation of tree leaf. ESAIM Control Optim. Calc. Var. 13 (2007), no. 2, 359–377.
- [28] Q. Xia. The geodesic problem in quasimetric spaces. Journal of Geometric Analysis: Volume 19, Issue2 (2009), 452–479.
- [29] Q. Xia and A. Vershynina. On the transport dimension of measures. arXiv:0905.3837

UNIVERSITY OF CALIFORNIA AT DAVIS, DEPARTMENT OF MATHEMATICS, DAVIS, CA, 95616
E-mail address: qlxia@math.ucdavis.edu
URL: <http://math.ucdavis.edu/~qlxia>