

## Mass determination in sequential particle decay chains\*

---

**Bryan Webber**

*Cavendish Laboratory, J.J. Thomson Avenue, Cambridge, UK*

*E-mail: webber@hep.phy.cam.ac.uk*

ABSTRACT: A simple method is proposed for determining the masses of new particles in collider events containing a pair of decay chains (not necessarily identical) of the form  $Z \rightarrow Y + 1$ ,  $Y \rightarrow X + 2$ ,  $X \rightarrow N + 3$ , where 1,2 and 3 are visible but  $N$  is not. Initial study of a possible supersymmetric case suggests that the method can determine the four unknown masses in effectively identical chains with good accuracy from samples of a few tens of events.

KEYWORDS: Hadronic Colliders, Supersymmetry Phenomenology, Beyond Standard Model.

---

\*Research supported in part by the UK Science and Technology Facilities Council.

---

## Contents

|                        |          |
|------------------------|----------|
| <b>1. Introduction</b> | <b>1</b> |
| <b>2. Method</b>       | <b>2</b> |
| <b>3. Results</b>      | <b>4</b> |
| <b>4. Conclusions</b>  | <b>7</b> |

---

## 1. Introduction

The discovery of new physics beyond the Standard Model is a primary objective of experiments at the Large Hadron Collider and other future colliders. In many models of BSM physics, a rich spectrum of new particles is predicted in the mass range accessible at the LHC. Many of these particles are weakly interacting and have quantum numbers that favour sequential decays into chains of other new particles plus visible jets and/or leptons. Typically the endpoint of the chain is a stable invisible particle that is a dark matter candidate. Classic examples are the squark decay chain in supersymmetric models,

$$\tilde{q} \rightarrow \tilde{\chi}_2^0 + q, \tilde{\chi}_2^0 \rightarrow \tilde{\ell}^\pm + \ell^\mp, \tilde{\ell}^\pm \rightarrow \tilde{\chi}_1^0 + \ell^\pm, \quad (1.1)$$

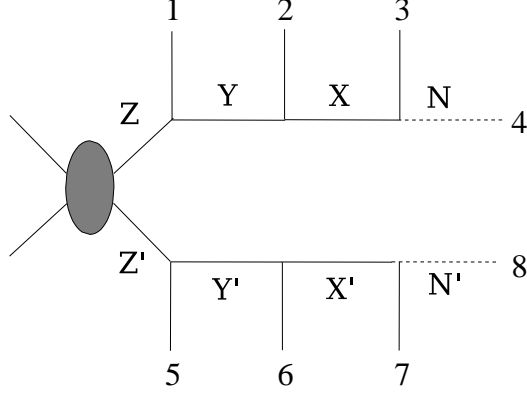
where the neutralino  $\tilde{\chi}_1^0$  is the lightest supersymmetric particle (LSP), and the excited quark decay in models with universal extra dimensions,

$$q^* \rightarrow Z^* + q, Z^* \rightarrow \ell^{*\pm} + \ell^\mp, \ell^{*\pm} \rightarrow \gamma^* + \ell^\pm, \quad (1.2)$$

where the photon excitation  $\gamma^*$  is the lightest Kaluza-Klein particle (LKP).

Determining the masses of the new particles in such decay chains, especially the dark matter candidate, is clearly of great importance. Many approaches to this problem have been proposed [1–47], based mainly on the measurement of endpoints or other features in the distributions of invariant masses or specially constructed observables, or on explicit solution for the unknown masses using multiple events.

The present paper investigates a somewhat different approach which is particularly suited to processes in which there are two three-step decay chains of the form (1.1) or (1.2). In principle the chains need not be the same, although in practice it would be too much to expect to determine the eight masses involved in non-identical chains. We shall see that for practically identical chains, such as first- and second-generation squark pair production and decay as in (1.1), determination of the four sparticle masses and reconstruction of the LSP momenta appears possible with reasonable numbers of events.



**Figure 1:** Event topology

## 2. Method

Consider the double decay chain in fig. 1. The 4-momenta in the upper chain should satisfy

$$\begin{aligned}
 (p_1 + p_2 + p_3 + p_4)^2 &= M_Z^2 \\
 (p_2 + p_3 + p_4)^2 &= M_Y^2 \\
 (p_3 + p_4)^2 &= M_X^2 \\
 p_4^2 &= M_N^2
 \end{aligned} \tag{2.1}$$

Leaving aside the last equation, the others give three linear constraints on the invisible 4-momentum  $p_4$ :

$$\begin{aligned}
 -2p_1 \cdot p_4 &= M_Y^2 - M_Z^2 + 2p_1 \cdot p_2 + 2p_1 \cdot p_3 + m_1^2 \equiv S_1 \\
 -2p_2 \cdot p_4 &= M_X^2 - M_Y^2 + 2p_2 \cdot p_3 + m_2^2 \equiv S_2 \\
 -2p_3 \cdot p_4 &= M_N^2 - M_X^2 + m_3^2 \equiv S_3
 \end{aligned} \tag{2.2}$$

Similarly for the lower chain

$$\begin{aligned}
 -2p_5 \cdot p_8 &= M_{Y'}^2 - M_{Z'}^2 + 2p_5 \cdot p_6 + 2p_5 \cdot p_7 + m_5^2 \equiv S_5 \\
 -2p_6 \cdot p_8 &= M_{X'}^2 - M_{Y'}^2 + 2p_6 \cdot p_7 + m_6^2 \equiv S_6 \\
 -2p_7 \cdot p_8 &= M_{N'}^2 - M_{X'}^2 + m_7^2 \equiv S_7
 \end{aligned} \tag{2.3}$$

We also have the missing transverse momentum constraints

$$\begin{aligned}
 p_4^x + p_8^x &= p_{\text{miss}}^x \equiv S_4 \\
 p_4^y + p_8^y &= p_{\text{miss}}^y \equiv S_8
 \end{aligned} \tag{2.4}$$

Let us make an 8-vector of the invisible 4-momenta,

$$\mathbf{P} = (p_4^x, p_4^y, p_4^z, E_4, p_8^x, p_8^y, p_8^z, E_8) \tag{2.5}$$

Then we have

$$\mathbf{A}\mathbf{P} = \mathbf{S} \quad (2.6)$$

where  $\mathbf{A}$  is the  $8 \times 8$  matrix

$$\mathbf{A} = 2 \begin{pmatrix} p_1^x & p_1^y & p_1^z & -E_1 & 0 & 0 & 0 & 0 \\ p_2^x & p_2^y & p_2^z & -E_2 & 0 & 0 & 0 & 0 \\ p_3^x & p_3^y & p_3^z & -E_3 & 0 & 0 & 0 & 0 \\ 1/2 & 0 & 0 & 0 & 1/2 & 0 & 0 & 0 \\ 0 & 0 & 0 & 0 & p_5^x & p_5^y & p_5^z & -E_5 \\ 0 & 0 & 0 & 0 & p_6^x & p_6^y & p_6^z & -E_6 \\ 0 & 0 & 0 & 0 & p_7^x & p_7^y & p_7^z & -E_7 \\ 0 & 1/2 & 0 & 0 & 0 & 1/2 & 0 & 0 \end{pmatrix} \quad (2.7)$$

Furthermore  $\mathbf{S}$  may be written as

$$\mathbf{S} = \mathbf{B}\mathbf{M} + \mathbf{C} \quad (2.8)$$

where  $\mathbf{M}$  is the vector of masses-squared to be determined,

$$\mathbf{M} = (M_Z^2, M_Y^2, M_X^2, M_N^2, M_{Z'}^2, M_{Y'}^2, M_{X'}^2, M_{N'}^2), \quad (2.9)$$

$$\mathbf{B} = \begin{pmatrix} -1 & 1 & 0 & 0 & 0 & 0 & 0 & 0 \\ 0 & -1 & 1 & 0 & 0 & 0 & 0 & 0 \\ 0 & 0 & -1 & 1 & 0 & 0 & 0 & 0 \\ 0 & 0 & 0 & 0 & 0 & 0 & 0 & 0 \\ 0 & 0 & 0 & 0 & -1 & 1 & 0 & 0 \\ 0 & 0 & 0 & 0 & 0 & -1 & 1 & 0 \\ 0 & 0 & 0 & 0 & 0 & 0 & -1 & 1 \\ 0 & 0 & 0 & 0 & 0 & 0 & 0 & 0 \end{pmatrix} \quad (2.10)$$

and

$$\mathbf{C} = (2p_1 \cdot p_2 + 2p_1 \cdot p_3 + m_1^2, 2p_2 \cdot p_3 + m_2^2, m_3^2, p_{\text{miss}}^x, \\ 2p_5 \cdot p_6 + 2p_5 \cdot p_7 + m_5^2, 2p_6 \cdot p_7 + m_6^2, m_7^2, p_{\text{miss}}^y). \quad (2.11)$$

Hence the solution for the invisible 4-momenta is

$$\mathbf{P} = \mathbf{A}^{-1}\mathbf{S} = \mathbf{D}\mathbf{M} + \mathbf{E} \quad (2.12)$$

where  $\mathbf{D} = \mathbf{A}^{-1}\mathbf{B}$  and  $\mathbf{E} = \mathbf{A}^{-1}\mathbf{C}$ .

Since  $\mathbf{A}_n$  for each event  $n$  is a sparse matrix it is easy to invert it and hence to obtain and store  $\mathbf{D}_n$  and  $\mathbf{E}_n$  (72 real numbers) for each event. Then for every hypothesis for the unknown masses  $\mathbf{M}$  we immediately get a unique solution for the invisible 4-momenta in each event,  $\mathbf{P}_n$ . For the correct mass hypothesis, these satisfy the quadratic constraints

$$(p_4^2)_n = (P_4^2 - P_1^2 - P_2^2 - P_3^2)_n = M_N^2 \\ (p_8^2)_n = (P_8^2 - P_5^2 - P_6^2 - P_7^2)_n = M_{N'}^2 \quad (2.13)$$

We can therefore measure the goodness of fit for the mass hypothesis  $\mathbf{M}$  by the quantity<sup>1</sup>

$$\xi^2(\mathbf{M}) = \sum_n [(p_4^2)_n - M_N^2]^2 + \sum_n [(p_8^2)_n - M_{N'}^2]^2 \quad (2.14)$$

The method is then to find the best-fit hypothesis for the masses by minimizing  $\xi^2$ . Note that this quantity tests the goodness of fit to all the masses equally, since for example it follows from eq. (2.2) that

$$(p_3 + p_4)_n^2 - M_X^2 = (p_4^2)_n - M_N^2 \quad (2.15)$$

and similarly for all the other unknown masses.

To account for combinatorial ambiguities, we must evaluate  $\xi^2$  for all permitted particle combinations for each event. Notice however that a different combination within one chain corresponds to a permutation of the rows of the matrix  $\mathbf{A}$ . Therefore the inverse is given by the same permutation of the columns of  $\mathbf{A}^{-1}$ , and no extra inversions or matrix storage are necessary. In the case that the mass difference between particles 2 and 3 is negligible (as for dileptons), the vector  $\mathbf{C}$  is invariant under their exchange; similarly for 6 and 7. Thus only combinations that exchange particles between chains require extra data storage.

For every mass hypothesis, we should use the lowest value of  $\xi^2$  amongst all the allowed combinations for each event. At the best-fit point, this also shows which combination is most likely to be the correct one. Then the corresponding reconstructed momenta can be used, for example, to test spin hypotheses for the particles involved.

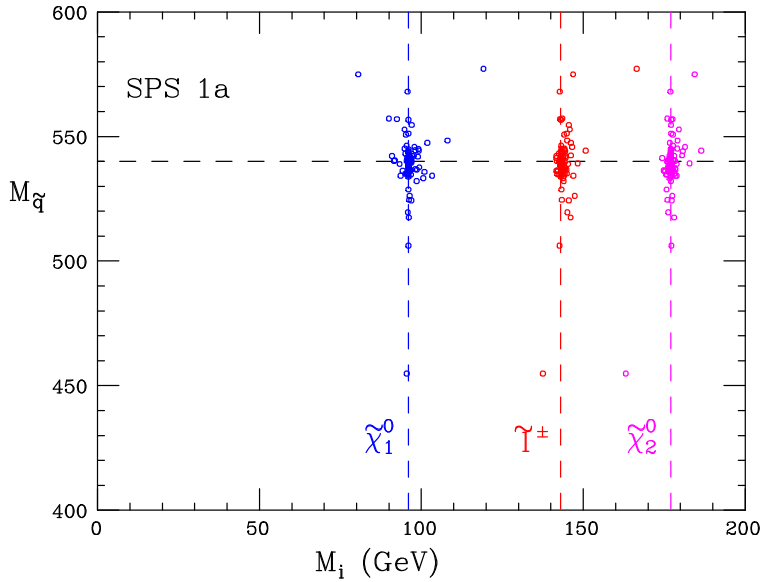
This method is closest in spirit to that of refs. [28, 44], in which pairs of events with the same decay chains are used to solve explicitly for the unknown masses. As this is a non-linear problem, each pair yields multiple solutions, which are narrowed down to the correct one as more pairs are solved. The advantage of the present method is that each event contributes independently and additively to the goodness-of-fit function (2.14), which is obtained by a simple linear computation for any mass hypothesis. The problem then reduces to the familiar one of function minimization. The additivity property also means that combining event samples and the statistical interpretation of results become more straightforward. Furthermore the results from other methods such as edge analyses can easily be included as constraints on the mass parameters in the minimization search.

### 3. Results

As an illustration of the method, it was applied to the process of squark-pair production at the LHC ( $pp$  at 14 TeV centre-of-mass energy). The SUSY mass spectrum and decay branching ratios were taken to be those of CMSSM point SPS 1a [48]. At this point the SUSY production cross section at the LHC is about 50 pb and there is a good probability for squark production and decay into quark jets and dileptons via (1.1). Some of the squarks

---

<sup>1</sup>The symbol  $\xi^2$  rather than  $\chi^2$  reminds us that it has no probabilistic interpretation. However, in an experimental analysis event-to-event variations in momentum uncertainties could be propagated from eqs. (2.7) and (2.11) into (2.14) to give greater weight to events with higher precision, thus defining a quantity more like  $\chi^2$ . My thanks to Ben Gripaios for this suggestion.



**Figure 2:** Best-fit results for SUSY point SPS 1a. Each point represents a sample of 25 events. The dashed lines show the true masses.

are produced directly and some come from gluino decay; the production mechanism affects their momentum and rapidity distributions but is otherwise irrelevant for our purposes. Decays of the two squarks into unlike dileptons ( $e^+e^-\mu^+\mu^-$ ) were selected to limit the number of allowed combinations of jets and near and far leptons to eight, necessitating the storage of 144 real numbers for each event as explained above.

Third-generation squarks were excluded, as their different masses prevent a good fit with a single squark mass. Experimentally, this would involve vetoing events with a tagged  $b$ -jet. At SUSY point SPS 1a only left-squarks have significant branching ratios into the mode (1.1) and so the left-right squark mass splitting is not a problem here. Therefore a four-parameter fit with  $M_{i+4} = M_i$  in eq. (2.9) is appropriate.

Figure 2 shows the best-fit results for 100 Monte Carlo samples of 25 events each, selected as described above. A sample of 25 such events corresponds to an integrated luminosity of about  $3 \text{ fb}^{-1}$ . The events were generated with HERWIG version 6.510 [49–51] and the jet and lepton momenta used in the analysis were at parton level (after parton showering but before hadronization), with perfect jet reconstruction and no momentum smearing in this figure. The missing transverse momentum was taken to be that of the LSPs alone, again without smearing. However, HERWIG smears all unstable particle masses with the appropriate Breit-Wigner distributions, an effect that is significant for the squarks ( $\Gamma_{\tilde{q}} \sim 5 \text{ GeV}$ ) but negligible for the sleptons and neutralinos.

We see that in this idealized situation the four new particle masses are usually quite well determined. As summarized in the first row of table 1, the r.m.s. variation in the estimated mass is 20 GeV for the squark and around 10 GeV for the slepton and neutralinos, with mean values within 1 or 2 GeV of the true ones. The best-fit combination is the correct

| $\delta p/p$ | $\xi_{\max}^2$ | $f_\xi$ | $f_{\text{cor}}$ | $M_{\tilde{q}}$ (540) | $M_{\tilde{\chi}_2^0}$ (177) | $M_{\tilde{\ell}}$ (143) | $M_{\tilde{\chi}_1^0}$ (96) |
|--------------|----------------|---------|------------------|-----------------------|------------------------------|--------------------------|-----------------------------|
| 0            | $\infty$       | 100%    | 72%              | $538 \pm 20$          | $176 \pm 12$                 | $143 \pm 7$              | $95 \pm 10$                 |
| 0            | 100            | 80%     | 76%              | $539 \pm 7$           | $177 \pm 1$                  | $144 \pm 1$              | $96 \pm 2$                  |
| 5%           | $\infty$       | 100%    | 52%              | $534 \pm 28$          | $176 \pm 11$                 | $143 \pm 10$             | $95 \pm 13$                 |
| 5%           | 100            | 57%     | 55%              | $539 \pm 9$           | $178 \pm 3$                  | $144 \pm 2$              | $96 \pm 4$                  |
| 10%          | $\infty$       | 100%    | 40%              | $522 \pm 37$          | $171 \pm 18$                 | $140 \pm 17$             | $88 \pm 26$                 |
| 10%          | 200            | 42%     | 43%              | $530 \pm 22$          | $173 \pm 12$                 | $140 \pm 12$             | $89 \pm 20$                 |

**Table 1:** Fitted masses and r.m.s. variations for samples of 25 events. The true average masses are shown in the heading (all in GeV). The quantity  $f_\xi$  is the fraction of samples surviving the  $\xi^2$  cut, while  $f_{\text{cor}}$  is the fraction of events with the correct best-fit combination.

one (at the best-fit point) in 72% of events. The fits are not perfect, and there are incorrect choices of combination, because of the intrinsic differences amongst the squark and slepton masses and the Breit-Wigner smearing.

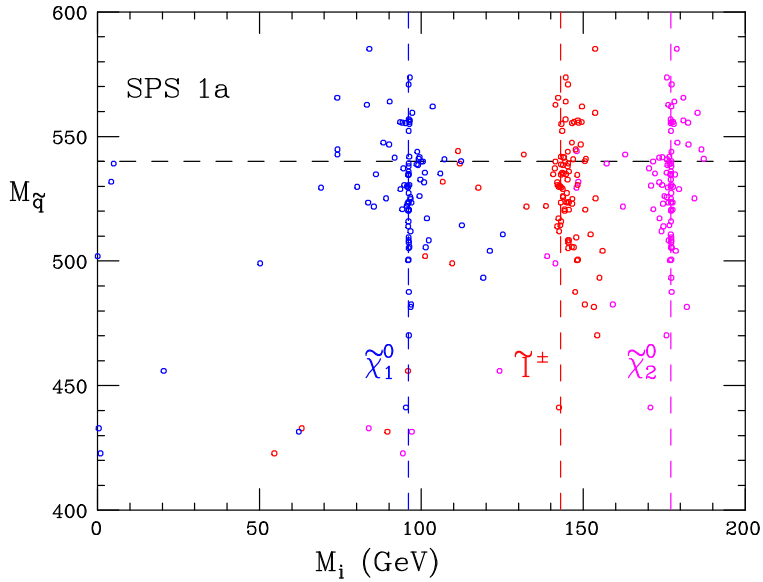
The search for the best fit is rather tricky because the  $\xi^2$ -surface is not smooth, owing to sudden changes in the best-fit combinations as the mass parameters are varied. For this study, the SIMPLEX method in MINUIT [52] was used. The surface would be smooth if one added the  $\xi^2$  contributions of all combinations, but then the sensitivity to the correct solution is reduced and biases are introduced by the huge contributions of wrong combinations.

The mass resolution can be improved by eliminating data sets with large best-fit values of  $\xi^2$ . For example, if we require our 25 event sample to have total  $\xi^2 < 100$  in units of  $(100 \text{ GeV})^4$ , then 80% of the samples survive and the fluctuations in the fitted masses are reduced as indicated in the second row of table 1.

As a rough indication of the possible effects of hadronization, reconstruction errors and detector resolution, the jet and lepton momenta and also the missing momenta were smeared with a gaussian distribution of r.m.s. width  $\delta p/p = 5\%$  or  $10\%$ , with the results shown in the lower rows of table 1 and, for 10% smearing, in fig. 3.

The fluctuations in the fitted masses naturally increase with increasing smearing, and the fraction of correct best-fit combinations decreases. There is a slight bias of the mass estimates towards lower values due to momentum smearing. As in the unsmeared case, a cut on  $\xi^2$  reduces the fluctuations at the expense of rejecting a fraction of the event samples. This means, for example, that in a single experiment with 25 events and 10% smearing there is about a 58% chance that  $\xi^2 > 200$ , in which case the estimates of the masses are likely to be poorer than those shown in the last row of the table.

Since the individual events are statistically independent, the fluctuations in the best-fit mass estimates decrease inversely as the square root of the size of the event sample. Any systematic biases in these estimates would not decrease with improving statistics, but the results with momentum smearing suggest that such effects should be small. They could be corrected using more detailed Monte Carlo simulations if present in a real experimental analysis.



**Figure 3:** As in figure 2, but with momentum smearing  $\delta p/p = 10\%$ .

One possible source of bias would be the neglect of jet invariant mass in the reconstruction of the quark jets. In the present study, the effect of this was investigated by rescaling either the jet momentum or the jet energy to give zero jet mass. In the former case there was little effect, but energy rescaling resulted in a downward bias of about 25 GeV in the estimated squark mass and around 5 GeV in the other masses.

#### 4. Conclusions

The method of mass determination presented above is simple to apply and looks promising for the class of processes studied here. It can readily be extended to more complicated final states involving different or longer decay chains. Combinatorial background does not appear to be a serious problem although other backgrounds and the effects of additional jets due to QCD radiation remain to be investigated. These would be best studied in the framework of full simulations including detector effects. Comparative studies along these lines for this and other mass determination methods are in progress [53].

A variant of this method can also be applied to events with one three-step decay chain like (1.1) or (1.2) and one shorter (two-step) chain, for example

$$\tilde{g} \rightarrow \tilde{q}' + \bar{q}', \quad \tilde{q}' \rightarrow \tilde{\chi}_1^0 + q', \quad (4.1)$$

or analogously

$$g^* \rightarrow q'^* + \bar{q}', \quad q'^* \rightarrow \gamma^* + q'. \quad (4.2)$$

In this case the four constraints (2.1) on the longer chain can be solved for the invisible 4-momentum  $p_4$ , with a two-fold ambiguity since one constraint is now quadratic. The kinematics of the shorter chain can then be reconstructed and the goodness of fit (2.14)



computed for both solutions. Choosing the solution with the better fit for each mass hypothesis, one can now proceed as in the case of two three-step chains. Further discussion of this case will be presented in a later paper [54].

## Acknowledgements

I am grateful for helpful discussions with Ben Allanach, Ben Gripaios, Chris Lester, Bob McElrath and Are Raklev, and for the hospitality of the CERN Theory Group during part of this work.

## References

- [1] I. Hinchliffe, F. E. Paige, M. D. Shapiro, J. Soderqvist and W. Yao, “Precision SUSY measurements at LHC,” *Phys. Rev. D* **55**, 5520 (1997) [arXiv:hep-ph/9610544].
- [2] F. E. Paige, “Supersymmetry signatures at the CERN LHC,” arXiv:hep-ph/9801254.
- [3] C. G. Lester and D. J. Summers, “Measuring masses of semi-invisibly decaying particles pair produced at hadron colliders,” *Phys. Lett. B* **463**, 99 (1999) [arXiv:hep-ph/9906349].
- [4] H. Bachacou, I. Hinchliffe and F. E. Paige, “Measurements of masses in SUGRA models at LHC,” *Phys. Rev. D* **62**, 015009 (2000) [arXiv:hep-ph/9907518].
- [5] I. Hinchliffe and F. E. Paige, “Measurements in SUGRA models with large  $\tan(\beta)$  at LHC,” *Phys. Rev. D* **61**, 095011 (2000) [arXiv:hep-ph/9907519].
- [6] D. R. Tovey, “Measuring the SUSY mass scale at the LHC,” *Phys. Lett. B* **498**, 1 (2001) [arXiv:hep-ph/0006276].
- [7] B. C. Allanach, C. G. Lester, M. A. Parker and B. R. Webber, “Measuring sparticle masses in non-universal string inspired models at the LHC,” *JHEP* **0009**, 004 (2000) [arXiv:hep-ph/0007009].
- [8] A. Barr, C. Lester and P. Stephens, “ $m(T_2)$ : The truth behind the glamour,” *J. Phys. G* **29**, 2343 (2003) [arXiv:hep-ph/0304226].
- [9] M. M. Nojiri, G. Polesello and D. R. Tovey, “Proposal for a new reconstruction technique for SUSY processes at the LHC,” arXiv:hep-ph/0312317.
- [10] K. Kawagoe, M. M. Nojiri and G. Polesello, “A new SUSY mass reconstruction method at the CERN LHC,” *Phys. Rev. D* **71**, 035008 (2005) [arXiv:hep-ph/0410160].
- [11] B. K. Gjelsten, D. J. Miller and P. Osland, “Measurement of SUSY masses via cascade decays for SPS 1a,” *JHEP* **0412**, 003 (2004) [arXiv:hep-ph/0410303].
- [12] B. K. Gjelsten, D. J. Miller and P. Osland, “Measurement of the gluino mass via cascade decays for SPS 1a,” *JHEP* **0506**, 015 (2005) [arXiv:hep-ph/0501033].
- [13] D. J. Miller, P. Osland and A. R. Raklev, “Invariant mass distributions in cascade decays,” *JHEP* **0603**, 034 (2006) [arXiv:hep-ph/0510356].
- [14] C. G. Lester, “Constrained invariant mass distributions in cascade decays: The shape of the ‘ $m(q\ell)$ -threshold’ and similar distributions,” *Phys. Lett. B* **655**, 39 (2007) [arXiv:hep-ph/0603171].

- [15] B. K. Gjelsten, D. J. Miller, P. Osland and A. R. Raklev, “Mass ambiguities in cascade decays,” arXiv:hep-ph/0611080.
- [16] B. K. Gjelsten, D. J. Miller, P. Osland and A. R. Raklev, “Mass determination in cascade decays using shape formulas,” AIP Conf. Proc. **903**, 257 (2007) [arXiv:hep-ph/0611259].
- [17] H. C. Cheng, J. F. Gunion, Z. Han, G. Marandella and B. McElrath, “Mass Determination in SUSY-like Events with Missing Energy,” JHEP **0712**, 076 (2007) [arXiv:0707.0030 [hep-ph]].
- [18] C. Lester and A. Barr, “MTGEN : Mass scale measurements in pair-production at colliders,” JHEP **0712**, 102 (2007) [arXiv:0708.1028 [hep-ph]].
- [19] W. S. Cho, K. Choi, Y. G. Kim and C. B. Park, “Gluino Stransverse Mass,” Phys. Rev. Lett. **100**, 171801 (2008) [arXiv:0709.0288 [hep-ph]].
- [20] B. Gripaios, “Transverse Observables and Mass Determination at Hadron Colliders,” JHEP **0802**, 053 (2008) [arXiv:0709.2740 [hep-ph]].
- [21] A. J. Barr, B. Gripaios and C. G. Lester, “Weighing Wimps with Kinks at Colliders: Invisible Particle Mass Measurements from Endpoints,” JHEP **0802**, 014 (2008) [arXiv:0711.4008 [hep-ph]].
- [22] W. S. Cho, K. Choi, Y. G. Kim and C. B. Park, “Measuring superparticle masses at hadron collider using the transverse mass kink,” JHEP **0802**, 035 (2008) [arXiv:0711.4526 [hep-ph]].
- [23] G. G. Ross and M. Serna, “Mass Determination of New States at Hadron Colliders,” Phys. Lett. B **665**, 212 (2008) [arXiv:0712.0943 [hep-ph]].
- [24] M. M. Nojiri, G. Polesello and D. R. Tovey, “A hybrid method for determining SUSY particle masses at the LHC with fully identified cascade decays,” JHEP **0805**, 014 (2008) [arXiv:0712.2718 [hep-ph]].
- [25] P. Huang, N. Kersting and H. H. Yang, “Hidden Thresholds: A Technique for Reconstructing New Physics Masses at Hadron Colliders,” arXiv:0802.0022 [hep-ph].
- [26] M. M. Nojiri, Y. Shimizu, S. Okada and K. Kawagoe, “Inclusive transverse mass analysis for squark and gluino mass determination,” JHEP **0806**, 035 (2008) [arXiv:0802.2412 [hep-ph]].
- [27] D. R. Tovey, “On measuring the masses of pair-produced semi-invisibly decaying particles at hadron colliders,” JHEP **0804**, 034 (2008) [arXiv:0802.2879 [hep-ph]].
- [28] H. C. Cheng, D. Engelhardt, J. F. Gunion, Z. Han and B. McElrath, “Accurate Mass Determinations in Decay Chains with Missing Energy,” Phys. Rev. Lett. **100**, 252001 (2008) [arXiv:0802.4290 [hep-ph]].
- [29] M. Serna, “A short comparison between  $m_{T2}$  and  $m_{CT}$ ,” JHEP **0806**, 004 (2008) [arXiv:0804.3344 [hep-ph]].
- [30] M. Bisset, R. Lu and N. Kersting, “Improving SUSY Spectrum Determinations at the LHC with Wedgebox and Hidden Threshold Techniques,” arXiv:0806.2492 [hep-ph].
- [31] A. J. Barr, G. G. Ross and M. Serna, “The Precision Determination of Invisible-Particle Masses at the LHC,” Phys. Rev. D **78**, 056006 (2008) [arXiv:0806.3224 [hep-ph]].
- [32] N. Kersting, “On Measuring Split-SUSY Gaugino Masses at the LHC,” arXiv:0806.4238 [hep-ph].

- [33] M. M. Nojiri, K. Sakurai, Y. Shimizu and M. Takeuchi, “Handling jets + missing  $E_T$  channel using inclusive  $m_{T2}$ ,” JHEP **0810**, 100 (2008) [arXiv:0808.1094 [hep-ph]].
- [34] J. Alwall, M. P. Le, M. Lisanti and J. G. Wacker, “Model-Independent Jets plus Missing Energy Searches,” Phys. Rev. D **79**, 015005 (2009) [arXiv:0809.3264 [hep-ph]].
- [35] W. S. Cho, K. Choi, Y. G. Kim and C. B. Park, “ $M_{T2}$ -assisted on-shell reconstruction of missing momenta and its application to spin measurement at the LHC,” Phys. Rev. D **79**, 031701 (2009) [arXiv:0810.4853 [hep-ph]].
- [36] H. C. Cheng and Z. Han, “Minimal Kinematic Constraints and  $MT_2$ ,” JHEP **0812**, 063 (2008) [arXiv:0810.5178 [hep-ph]].
- [37] M. Burns, K. Kong, K. T. Matchev and M. Park, “Using Subsystem  $MT_2$  for Complete Mass Determinations in Decay Chains with Missing Energy at Hadron Colliders,” JHEP **0903**, 143 (2009) [arXiv:0810.5576 [hep-ph]].
- [38] A. J. Barr, A. Pinder and M. Serna, “Precision Determination of Invisible-Particle Masses at the CERN LHC: II,” Phys. Rev. D **79**, 074005 (2009) [arXiv:0811.2138 [hep-ph]].
- [39] P. Konar, K. Kong and K. T. Matchev, “ $\sqrt{s}_{\min}$ : a global inclusive variable for determining the mass scale of new physics in events with missing energy at hadron colliders,” JHEP **0903**, 085 (2009) [arXiv:0812.1042 [hep-ph]].
- [40] N. Kersting, “A Simple Mass Reconstruction Technique for SUSY particles at the LHC,” arXiv:0901.2765 [hep-ph].
- [41] D. Costanzo and D. R. Tovey, “Supersymmetric particle mass measurement with invariant mass correlations,” JHEP **0904**, 084 (2009) [arXiv:0902.2331 [hep-ph]].
- [42] A. Papaefstathiou and B. Webber, “Effects of QCD radiation on inclusive variables for determining the scale of new physics at hadron colliders,” JHEP **0906** (2009) 069 [arXiv:0903.2013 [hep-ph]].
- [43] M. Burns, K. T. Matchev and M. Park, “Using kinematic boundary lines for particle mass measurements and disambiguation in SUSY-like events with missing energy,” JHEP **0905**, 094 (2009) [arXiv:0903.4371 [hep-ph]].
- [44] H. C. Cheng, J. F. Gunion, Z. Han and B. McElrath, “Accurate Mass Determinations in Decay Chains with Missing Energy: II,” arXiv:0905.1344 [hep-ph].
- [45] M. Serna, “Mass Determination of New Particle States,” arXiv:0905.1425 [hep-ph].
- [46] K. T. Matchev, F. Moortgat, L. Pape and M. Park, “Precise reconstruction of sparticle masses without ambiguities,” arXiv:0906.2417 [hep-ph].
- [47] T. Han, I. W. Kim and J. Song, “Kinematic Cusps: Determining the Missing Particle Mass at the LHC,” arXiv:0906.5009 [hep-ph].
- [48] B. C. Allanach *et al.*, “The Snowmass points and slopes: Benchmarks for SUSY searches,” in *Proc. of the APS/DPF/DPB Summer Study on the Future of Particle Physics (Snowmass 2001)* ed. N. Graf, Eur. Phys. J. C **25** (2002) 113 [arXiv:hep-ph/0202233].
- [49] G. Corcella *et al.*, “HERWIG 6.5: an event generator for Hadron Emission Reactions With Interfering Gluons (including supersymmetric processes),” JHEP **0101** (2001) 010 [arXiv:hep-ph/0011363].
- [50] G. Corcella *et al.*, “HERWIG 6.5 release note,” arXiv:hep-ph/0210213.

- [51] S. Moretti, K. Odagiri, P. Richardson, M. H. Seymour and B. R. Webber, “Implementation of supersymmetric processes in the HERWIG event generator,” *JHEP* **0204**, 028 (2002) [arXiv:hep-ph/0204123].
- [52] F. James and M. Roos, “Minuit: A System For Function Minimization And Analysis Of The Parameter Errors And Correlations,” *Comput. Phys. Commun.* **10**, 343 (1975).
- [53] Tools and Monte Carlo Working Group, 2009 Les Houches Workshop “Physics at TeV Colliders”.
- [54] B. McElrath and B. Webber, in preparation.