

Complex Landau Ginzburg Theory of the Hidden Order in URu₂Si₂

Kristjan Haule and Gabriel Kotliar

*Center for Materials Theory, Serin Physics Laboratory, Rutgers University,
136 Frelinghuysen Road, Piscataway, New Jersey 08854, USA*

We develop a Landau Ginzburg theory of the hidden order phase and the local moment antiferromagnetic phase of URu₂Si₂. We unify the two broken symmetries in a common complex order parameter and derive many experimentally relevant consequences such as the topology of the phase diagram in magnetic field and pressure. The theory accounts for the appearance of a moment under application of stress and the thermal expansion anomaly across the phase transitions. It identifies the low energy mode which is seen in the hidden order phase near the commensurate wavevector (0,0,1) as the pseudo-Goldstone mode of the approximate U(1) symmetry.

URu₂Si₂ is arguably the most intriguing heavy fermion material and its electronic structure has continued to be the focus of intensive investigations. It displays a phase transition at low temperatures material to a phase for which, in spite of a large number of experimental efforts, the order parameter has not been identified and it is therefore referred to as hidden order (HO) [1].

Recent first principles LDA+DMFT calculations showed that in the paramagnetic phase of URu₂Si₂, the local ground state of the 5f² configuration, and its first excited state are two singlets separated by a crystal field splitting Δ . In an atomic picture, the corresponding low lying singlets are:

$|\emptyset\rangle = \frac{i}{\sqrt{2}}(|4\rangle - |-4\rangle)$, and $|1\rangle = \frac{\cos(\phi)}{\sqrt{2}}(|4\rangle + |-4\rangle) - \sin(\phi)|0\rangle$, with $\phi \sim 0.372\pi$ and $\Delta \approx 35K$.

We proposed that the order parameter of the hidden order (HO) and local moment antiferromagnetic (LMA) phase is the excitonic mixing between the two lowest lying configurations of the f electrons [2]. The excitonic mixing of the two singlets is described by a complex order parameter $\langle X_{01}(j) \rangle = \psi_j/2 = (\psi_{1,j} + i\psi_{2,j})/2$, where $X_{01}(j)$ is the Hubbard operator $|\emptyset\rangle\langle 1|$ at site j . ψ_2 is proportional to the magnetization along the z axis in the material, while ψ_1 is proportional to the hexadecapole operator $(J_x J_y + J_y J_x)(J_x^2 - J_y^2)$. The characteristic shape of the hexadecapole is shown in Fig. 1c. The presence of ψ_1 does not break the time reversal symmetry, nor the tetragonal symmetry, but it does break the reflection symmetry along the x and y axis. We identify the phase with nonzero ψ_1 as the "hidden order" phase, and the phase with nonzero ψ_2 as the LMA phase. In this picture, the LMA and the HO order parameters are intimately connected, and they are related by an internal rotation in parameter space.

In this publication, we build on these insights from LDA+DMFT microscopic theory to construct a low energy model, and to establish contact with many of the available experimental results on this material. Phenomenological theories of the Landau Ginzburg type for URu₂Si₂ have been developed before [3, 4, 5]. However an approximate symmetry between the LMA and the HO phase has not been noticed before, and the ma-

terial specific information resulting from the microscopic calculations, was not available before. The new insights from LDA+DMFT calculation restricts the effective theory enough to result in a large number of consequences that can be compared with experiment, as for example the response of the system to pressure, uniaxial stresses and weak external magnetic field. In addition, the simplifications offered by the low energy effective Hamiltonian of Landau-Ginzburg type allow us to obtain analytical expressions which are not possible to obtain in the full LDA+DMFT solution.

It is illuminating to interpret the two low lying configurations of the U atom as a local two level systems of (pseudo) spins 1/2 at each lattice site. The correspondence involves the three Pauli matrices: $\sigma_3 = |\emptyset\rangle\langle\emptyset| - |1\rangle\langle 1|$, $\sigma_1 = |\emptyset\rangle\langle 1| + |1\rangle\langle\emptyset|$, $\sigma_2 = i(|1\rangle\langle\emptyset| - |\emptyset\rangle\langle 1|)$. The crystal field splitting Δ of the two singlet states plays the role of external magnetic field in the third direction, while the real and imaginary part of the order parameter appear as the magnetization along the first and second direction in an internal order parameter space ($\langle\sigma_1\rangle = \psi_1$, $\langle\sigma_2\rangle = \psi_2$). The coupling to the external magnetic field is given by $B\mu_B(L_z + 2S_z)$ and since only the off-diagonal terms are nonzero $\langle 1|J_z|\emptyset\rangle = 4i\cos(\phi)$ and they are purely imaginary, the coupling is proportional to $|\langle 1|L_z + 2S_z|\emptyset\rangle|B\sigma_2$.

The coupling between uranium atoms is here modeled by a set of exchange constants J_{ij}^α , which we allow to be different in the two different ordered states $\alpha = 1, 2$. Ignoring for the time being the coupling to the fermionic quasiparticle excitations, the low energy effective theory can be described by

$$H = \sum_i -\frac{\Delta}{2}\sigma_3^i - \mu_B B |\langle 1|L_z + 2S_z|\emptyset\rangle| \sigma_2^i + \sum_{i,j} \frac{1}{2} (J_{ij}^1 \sigma_1^i \sigma_1^j + J_{ij}^2 \sigma_2^i \sigma_2^j). \quad (1)$$

This Hamiltonian should be regarded as a simplified toy model to capture symmetry related changes not too far from the phase transitions. The LDA+DMFT treatment indicates that a more refined treatment should include the coupling to dispersing electronic excitations.

This coupling is important for understanding several properties, including the low temperature superconductivity and the fermi surface reconstruction as a result of the coupling of the fermions to the excitonic mode. The LDA+DMFT Fermi surface has been shown to give rise to partially nested features with a wavevector $(0.6, 0, 0)$ [2]. Consequently, the itinerant electrons control the magnetic response around this wavevector as shown in Ref. 6. The analysis of the coupling of the mode to the fermionic quasiparticles is left for future study.

We now treat this Hamiltonian in the mean field approximation and arrive at an effective free energy of the spin system, written in terms of the order parameters $\psi_{\alpha,i}$ and the conjugate Weiss fields $h_{\alpha,i}$ [7]

$$F[h, \psi] = \frac{1}{2} \sum_{ij, \alpha=(1,2)} J_{ij}^{\alpha} \psi_{\alpha,i} \psi_{\alpha,j} - \sum_{i, \alpha=(1,2)} (h_{\alpha,i} + b_{\alpha}) \psi_{\alpha,i} - \frac{1}{2} T \sum_i \log \left(\cosh \left(\beta \sqrt{(\Delta/2)^2 + (h_{1,i})^2 + (h_{2,i})^2} \right) \right). \quad (2)$$

Here $b_2 \equiv b = B\mu_B |\langle 1|L_z + 2S_z|\emptyset \rangle|$, with $|\langle 1|L_z + 2S_z|\emptyset \rangle| = 3.2 \cos(\phi) \approx 1.25$, is proportional to the external magnetic field B , while b_1 is a fictitious field which couples to the hexadecapole order. The imaginary part of ψ breaks the time reversal symmetry and therefore couples to the magnetic field. The mean field equations can be obtained by extremizing the free energy Eq. (2)

$$h_{\alpha,i} + b_{\alpha} = \sum_j J_{ij}^{\alpha} \psi_{\alpha,j} \quad (3)$$

$$\psi_{\alpha,i} = -\frac{h_{\alpha,i} \tanh(\beta \lambda_i)}{2 \lambda_i} \quad (4)$$

with $\lambda_i = \sqrt{(\Delta/2)^2 + (h_{1,i})^2 + (h_{2,i})^2}$.

We take the exchange constants between uranium sites in body centered tetragonal structure to be ferromagnetic in the same plane (RKKY is ferromagnetic at short distance), and antiferromagnetic in c direction, favoring the staggered order with wave vector $Q = (0, 0, 1)$, observed experimentally [8, 9, 10]. As a result of the close similarity of the exchange constants of the hexadecapole and the LMA order parameters, both condense at the ordering vector $Q = (0, 0, 1)$.

When the restriction to short range exchange is imposed, the only combination of the exchange constants that enters the mean field equation is $J_{eff} = 4|J_1| + 8J_2$, where J_1 is the nearest neighbor ferromagnetic exchange and J_2 is the antiferromagnetic exchange in c direction. The critical temperature in the absence of magnetic field is then given by $T_c = \Delta/(2 \tanh(\Delta/J_{eff}))$.

Near the transition, when the field ψ is small, the free energy acquires a simple Ginzburg-Landau form

$$F[\psi] \approx \frac{1}{2} \sum_{ij, \alpha=(1,2)} J_{ij}^{\alpha} \psi_{\alpha,i} \psi_{\alpha,j} + \sum_i \tilde{a} \psi_i^{(2)} + u (\psi_i^{(2)})^2 - b \psi_{2,i}$$

where $\psi_i^{(2)} = \sum_{\alpha} (\psi_{\alpha,i})^2$ and $\tilde{a} = \frac{\Delta}{2} \coth(\beta \Delta/2)$ while $u = \frac{\Delta}{8} [\sinh(\beta \Delta) - \beta \Delta] \frac{\cosh^2(\beta \Delta/2)}{\sinh^4(\beta \Delta/2)}$.

We determine the effective exchange constants J_{eff} at zero pressure in such a way to reproduce the experimentally observed critical temperatures $J_{eff}^1 = \frac{\Delta}{\tanh(\Delta/(2T_0))}$ and $J_{eff}^2 = \frac{\Delta}{\tanh(\Delta/(2T_N))}$, where $T_0 = 17.7$ K is the hidden order transition and $T_N = 15.7$ K is the Neel temperature. The exchange constants are strain dependent and for the small compression we may use the expansion

$$J_{ij}^{\alpha} \rightarrow J_{ij}^{\alpha} (1 + g_{\alpha} (\varepsilon_{xx} + \varepsilon_{yy}))$$

where ε_{xx} and ε_{yy} is the strain (compression) in x and y direction. The two constants g_1 and g_2 are determined in such a way to reproduce the experimental variation of transition temperature with pressure $T_c(p)$. We take $g_1 = 20$, $g_2 = 49$.

Having determined all the parameters of the Landau Ginzburg functional, we proceed to determine the phase diagram as a function of pressure and magnetic field, which can be directly compared to the recent experimental results of Refs. [10, 11].

There are two solutions of the mean field theory, the local moment antiferromagnetic solution with nonzero staggered $\psi_{2,i}$ and vanishing $\psi_{1,i}$. The second solution has nonzero staggered $\psi_{1,i}$ but vanishing $\psi_{2,i}$, hence it shows no magnetic moment and corresponds to the hidden order phase.

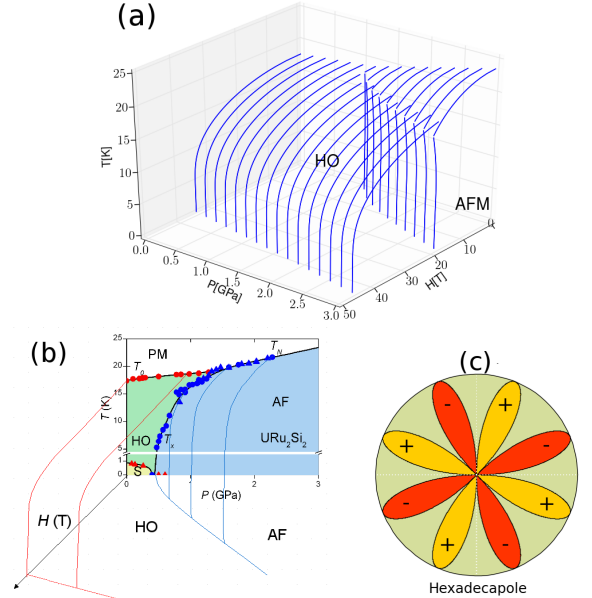


FIG. 1: (a) The phase diagram of the mean field theory under pressure and in magnetic field (b) Experimental phase diagram by Aoki *et al.* [11]. (c) The symmetry of the hexadecapole order parameter of the HO phase.

Figure 1a shows the phase diagram of the Ginzburg-Landau theory in the magnetic field under applied

pressure and Fig. 1b show the experimentally determined phase diagram [11]. At low pressure, with decreasing temperature, there is a second order phase transition into the hidden order state at temperature $T_0 = \frac{\Delta\lambda_c}{2\text{arctanh}(\Delta\lambda_c/J_{eff}^1)}$ with $\lambda_c = \sqrt{1 + \left(\frac{2b}{\Delta}\right)^2 \left(\frac{J_{eff}^1}{J_{eff}^1 + J_{eff}^2}\right)^2}$. At a critical field, $b_c = \frac{\Delta}{2}(J_{eff}^1 + J_{eff}^2)\sqrt{1/\Delta^2 - 1/(J_{eff}^1)^2}$, the hidden order phase is replaced by the fully polarized paramagnetic phase.

At higher pressures, there is a second order transition into the antiferromagnetic state at temperature $T_N = \frac{\Delta\sqrt{1+(2b)^2}}{2\text{arctanh}(\Delta\sqrt{1+(2b)^2}/J_{eff}^2)}$. The two phases are separated by a first order boundary shown in Fig. 1a. It is also apparent from the figure that magnetic field under high pressure stabilize the hidden order phase relatively to the antiferromagnetic phase. The hidden order phase in a magnetic field develops a uniform magnetization directly proportional to the magnetic field $M = B\mu_B^2|\langle 1|L_z + 2S_z|\emptyset\rangle|^2/(J_{eff}^1 + J_{eff}^2) \approx 0.01\mu_B(B/T)$, in good quantitative agreement with experiment of Ref. 12. Our model also allows us to extract the jump of the specific heat across the hidden order to paramagnetic phase boundary. It is given by $\Delta c_v = \left(\frac{\Delta}{T_c}\right)^3 \frac{1}{4 \cosh^2\left(\frac{\Delta}{2T_c}\right) [\sinh\left(\frac{\Delta}{T_c}\right) - \frac{\Delta}{T_c}]}$, hence $\Delta c_v/T_c \approx 245 \text{ mJ/mol K}^2$, and is in good agreement with experiment [13].

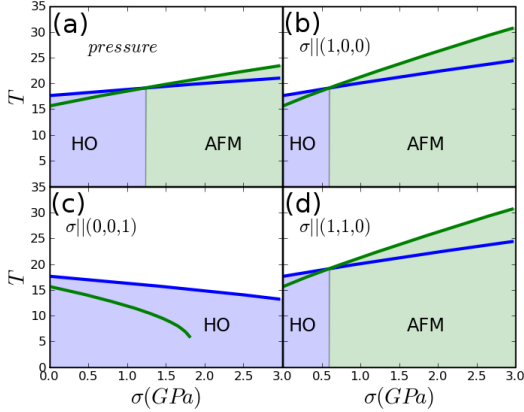


FIG. 2: The phase diagram (a) under pressure and (b),(d) stress in ab plane, and uniaxial strain (c). The critical temperatures below which the HO and the LMA solutions are possible are indicated in the diagram. The regions where LMA and HO are stable are shaded in blue and green respectively. The transition between the HO and the LMA phase is of the first order.

The pressure dependence of the critical temperature is shown in Fig. 2a. The close similarity with experiment of Hassinger *et al.*[14] is expected, since the couplings g_1 and g_2 were optimized to reproduce correct pressure dependence of T_c . However, strain in a and

c direction acts in quite unexpected way on the stability of the two phases. The stress is connected to strain by the elastic constants ($\sigma = C\varepsilon$)(see Ref. 16 for details). Their value was determined by the ultrasonic-sound-velocity measurements to be $(c_{11}, c_{33}, c_{12}, c_{13}) = (255, 313, 48, 86) \times 10^{10} \text{erg/cm}^3$ [17].

Application of strain in ab plane ($\sigma || (1,0,0)$ or $\sigma || (1,1,0)$) destabilizes the hidden order state, and stabilizes the antiferromagnetic state at σ around 0.6 GPa. Within our model, the transition temperatures for the two phases are given by

$$T_c^\alpha(\sigma_{xx}) = \frac{\Delta}{2} \left[\text{atanh} \left(\frac{\Delta/2}{J_{eff}^\alpha (1 + g_\alpha \frac{c_{33}}{(c_{11}+c_{12})c_{33}-2c_{13}^2} \sigma_{xx})} \right) \right]^{-1}$$

Hence LMA is nucleated upon application of very small in-plane stress. This has been observed in the neutron scattering experiments of Ref. 16. In those experiments, the staggered magnetization was found to grow linearly with the applied stress, an observation which has been taken as evidence for time reversal breaking in the hidden order phase [18]. In our framework, these measurements [16] can be interpreted as the result of inhomogeneities in the strain field, which given the very low barrier between HO and the LMA state, easily nucleates LMA regions. The LMA phase persists as a metastable state all the way to zero strain, indicating that nucleation of LMA regions is actually possible for infinitesimal stress in the presence of defects. This picture can be tested by scanning tunnelling microscopy of stressed samples.

So far, we have considered stress breaking the tetragonal symmetry. Uniaxial strain stabilizes hidden order (the T_{Neel} smaller than T_0) and decreases the hidden order transition temperature, as shown in Fig. 2c. The formula for the two transition temperatures is given by

$$T_c^\alpha(\sigma_{zz}) = \frac{\Delta}{2} \left[\text{atanh} \left(\frac{\Delta/2}{J_{eff}^\alpha (1 - g_\alpha \frac{2c_{13}}{(c_{11}+c_{12})c_{33}-2c_{13}^2} \sigma_{zz})} \right) \right]^{-1}.$$

The 5.6 GPa strain leads to complete elimination of the hidden order. However, the uniaxial strain also affects the crystal field splitting Δ . We have not attempted to model this dependence quantitatively in our theory, but we notice that an increase in Δ will result in a rapid decrease of the hidden order temperature (and the LMA critical temperature) resulting in a quantum critical point at critical value of the crystal field splitting $\Delta_c = J_{eff}^1$ separating the HO phase from the paramagnetic phase at zero temperature. This critical point may already have been accessed via Rh doping in Ref. 20. This quantum critical point is expected to be in the same universality class as that of Ising itinerant antiferromagnets [21].

To study the dilatation of the sample in a and c direction due to the emergence of the HO and LMA states

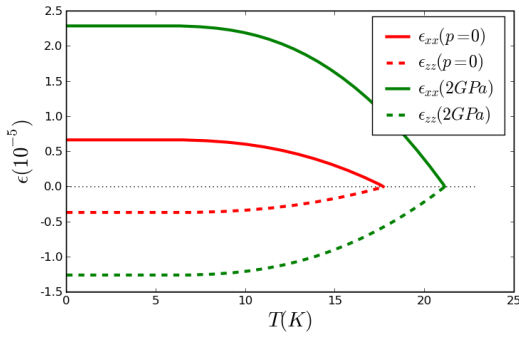


FIG. 3: The strain resulting from the phase transition into HO and LAM state. The sample contracts in ab plane (positive strain), and expands in c direction (negative strain).

we add to the Landau free energy the standard elasticity terms and their coupling to the order parameter

$$\frac{1}{2}\epsilon C \epsilon - \epsilon \sigma + \frac{1}{2} \sum_{ij, \alpha=(1,2)} J_{ij}^{\alpha} (1 + g_{\alpha}(\epsilon_{xx} + \epsilon_{yy})) \psi_{\alpha,i} \psi_{\alpha,j}.$$

Here σ and ϵ are the stress and strain tensor and the tensor C describe the elastic moduli. Differentiating this free energy we obtain the dilatation in a and c direction, $\epsilon_{xx} = c_{33}L_{\alpha}/2$ and $\epsilon_{zz} = -c_{13}L_{\alpha}$, where $L_{\alpha} = \frac{g_{\alpha} J_{eff}^{\alpha} (\psi_{\alpha,i})^2}{((c_{11}+c_{12})c_{33}-2c_{13}^2)}$.

Fig. 3 shows the temperature dependence of the strain in the a and c direction at zero pressure, where the transition into the hidden order state occurs. The sample contracts in the ab -plane (positive strain) and expands in c direction (negative strain). The expansion in c direction is smaller than expansion in ab direction. At a pressure of 2 GPa, where the LMA state is stable, the dilatation has the same trend but the magnitudes are considerably larger. Similar temperature variation of the dilatation was recently measured in Ref. 22, where considerably larger dilatation was found in transition to LMA phase than to the hidden order phase. This difference is connected to the larger slope of the LMA transition temperature compared to hidden order transition temperature.

The Landau Ginzburg free energy explicitly exhibits the remarkable similarity between the hidden order phase and LMA phase. There is an approximate $U(1)$ rotational symmetry in an internal parameter space. The main difference between the two phases lies in the different values of the exchange constants, which is of the order of 6%. Our theory therefore provides a microscopic basis for the remarkable similarity between the LMA and HO phase, dubbed *adiabatic continuity* [15].

If the $U(1)$ symmetry was exact, the spontaneous breaking of this symmetry would result in a Goldstone mode describing the transverse fluctuations of the order parameter, i.e., the potential would have the form of a

Mexican hat with a flat bottom. Due to the small explicit breaking of the $U(1)$ symmetry, since the exchange constants J_{eff}^1 and J_{eff}^2 are slightly different, this Goldstone mode acquires a small mass, and we refer to it as a pseudo-Goldstone mode. In the hidden order phase $\langle \psi_{1,i} \rangle \neq 0$ the pseudo-Goldstone mode can be identified with $\psi_{2,i}$ (the transverse fluctuation in the Mexican hat). Hence the pseudo-Goldstone mode of the hidden order phase carries a magnetic moment and can be observed by neutron scattering. In the antiferromagnetic phase the pseudo-Goldstone mode can be identify with $\psi_{1,i}$, which carries hexadecapolar moment but no magnetic moment and is invisible to neutrons. As a result a low lying mode at $(0, 0, 1)$ is only visible to neutrons in the hidden order phase. This provides a natural explanation of the mode observed in neutron scattering experiments, as measured by Broholm *et al.* [8, 9] and Villaume *et al.* [10]. The mode was observed only in the hidden order phase, but not in the antiferromagnetic phase [10]. The energy scale of this mode is a measure of how different the hidden order phase is from the antiferromagnetic phase, and therefore should decrease with pressure (since the difference in the exchange constants decreases with increasing pressure) and should increase with magnetic field (since the magnetic field destabilizes the antiferromagnetic phase further relative to the hidden order phase).

In conclusion, we developed an effective theory of the paramagnetic to hidden order and local antiferromagnetic transition. The theory is consistent with a large body of experimental data, is inspired by microscopic LDA+DMFT calculations, and puts URu₂Si₂ in a broader context of other f^2 systems [23, 24].

Acknowledgement: We are grateful to P. Chandra and P. Coleman for a useful discussion. We are particularly grateful to D. Aoki, E. Hassinger, and J. Flouquet for permission to reproduce their experimental phase diagram in our figure. K.H was supported by Grant NSF NFS DMR-0746395 and Alfred P. Sloan fellowship. G.K. was supported by NSF DMR-0906943.

-
- [1] V. Tripathi, P. Chandra and P. Coleman, Nature Physics **3**, 78 (2007).
 - [2] K. Haule, and G. Kotliar, arXiv:0907.3889, Nature Physics (6 September 2009) doi:10.1038/nphys1392.
 - [3] N. Shah, P. Chandra, P. Coleman, and J. A. Mydosh, Phys. Rev. B **61**, 564 (2000).
 - [4] V. P. Mineev and M. E. Zhitomirsky, Phys. Rev. B **72**, 014432 (2005).
 - [5] S.-H. Baek, M. J. Graf, A. V. Balatsky, E. D. Bauer, J. C. Cooley, J. L. Smith, N. J. Curro, arXiv:0906.3040.
 - [6] J. A. Janik *et al.*, J. Phys.: Condens. Matter **21**, 192202 (2009).
 - [7] R. Fukuda, M. Komachiya, S. Yokojima, Y. Suzuki, K. Okumura, and T. Inagaki, Prog. Theor. Phys. Suppl. **121**, 1 (1995).

- [8] C. Broholm, J.K. Kjems, W.J.L. Buyers, P. Matthews, T.T.M. Palstra, A.A. Menovsky, and J.A. Mydosh, Phys. Rev. Lett. **58**, 1467 (1987).
- [9] C. Broholm, H. Lin, P. T. Matthews, T. E. Mason, W. J. L. Buyers, M. F. Collins, A. A. Menovsky, J. A. Mydosh, J. K. Kjems, Phys. Rev. B **43**, 12809 (1991).
- [10] A. Villaume, F. Bourdarot, E. Hassinger, S. Raymond, V. Taufour, D. Aoki, and J. Flouquet, Phys. Rev. B **78**, 012504 (2008).
- [11] D. Aoki, F. Bourdarot, E. Hassinger, G. Knebel, A. Miyake, S. Raymond, V. Taufour, J. Flouquet, J. Phys. Soc. Jpn. **78** 053701 (2009).
- [12] C. Pfleiderer, J. A. Mydosh, and M. Vojta, Phys. Rev. B **74**, 104412 (2006).
- [13] N. H. van Dijk, F. Bourdarot, J. C. P. Klaasse, I. H. Hagmusa, E. Brück, and A. A. Menovsky, Phys. Rev. B **56**, 14493 (1997).
- [14] E. Hassinger, G. Knebel, K. Izawa, P. Lejay, B. Salce and J. Flouquet, Phys. Rev. B **77**, 115117 (2008).
- [15] Y. J. Jo, L. Balicas, C. Capan, K. Behnia, P. Lejay, J. Flouquet, J. A. Mydosh, and P. Schlottmann, Phys. Rev. Lett **98**, 166404 (2007).
- [16] M. Yokoyama, H. Amitsuka, K. Tenya, K. Watanabe, S. Kawarazaki, H. Yoshizawa, J.A. Mydosh, Phys. Rev. B **72**, 214419 (2005).
- [17] B. Wolf, W. Sixl, R. Graf, D. Finsterbusch, G. Bruls, B. Lauthi, E. A. Knettsch, A. A. Menovsky and J. A. Mydosh, J. Low Temp. Phys. **94**, 307 (1994).
- [18] A. Kiss and P. Fazekas, Phys. Rev. B **71**, 054415 (2005).
- [19] Y. S. Oh, K. H. Kim, P. A. Sharma, N. Harrison, H. Amitsuka, and J. A. Mydosh, Phys. Rev. Lett. **98**, 016401 (2007).
- [20] M. Yokoyama, H. Amitsuka, S. Itoh, I. Kawasaki, K. Tenya, and H. Yoshizawa, J. Phys. Soc. Jpn. **73**, 545 (2004).
- [21] A. J. Millis, Phys. Rev. B **48**, 7183 (1993).
- [22] G. Motoyama, N. Yokoyama, A. Sumiyama, and Y. Oda, J. Phys. Soc. Jpn. **77**, 123710 (2008).
- [23] E. Hassinger, J. Derr, J. Levallois, D. Aoki, K. Behnia, F. Bourdarot, G. Knebel, C. Proust and J. Flouquet, J. Phys. Soc. Jpn. **77** Suppl. A, 172 (2008).
- [24] T. Takimoto J. Phys. Soc. Jpn, **75**, 034714 (2006).