

BENCHMARKING DECLARATIVE APPROXIMATE SELECTION
PREDICATES

by

Oktie Hassanzadeh

A thesis submitted in conformity with the requirements
for the degree of Master of Science
Graduate Department of Computer Science
University of Toronto

Copyright © 2007 by Oktie Hassanzadeh

Abstract

Benchmarking Declarative Approximate Selection Predicates

Oktie Hassanzadeh

Master of Science

Graduate Department of Computer Science

University of Toronto

2007

Declarative data quality has been an active research topic. The fundamental principle behind a declarative approach to data quality is the use of declarative statements to realize data quality primitives on top of any relational data source. A primary advantage of such an approach is the ease of use and integration with existing applications.

Over the last couple of years several similarity predicates have been proposed for common quality primitives (approximate selections, joins, etc.) and have been fully expressed using declarative SQL statements. In this thesis, new similarity predicates are proposed along with their declarative realization, based on notions of probabilistic information retrieval. Then, full declarative specifications of previously proposed similarity predicates in the literature are presented, grouped into classes according to their primary characteristics. Finally, a thorough performance and accuracy study comparing a large number of similarity predicates for data cleaning operations is performed.

Contents

1	Introduction	1
2	Related Work	4
3	Framework	6
3.1	Overlap Predicates	7
3.2	Aggregate Weighted Predicates	8
3.2.1	Tf-idf Cosine Similarity	8
3.2.2	BM25 Predicate	9
3.3	Language Modeling Predicates	9
3.3.1	Language Modeling	10
3.3.2	Hidden Markov Models	11
3.4	Edit-based Predicates	11
3.5	Combination Predicates	12
4	Declarative Framework	14
4.1	Overlap Predicates	15
4.2	Aggregate Weighted Predicates	16
4.2.1	Tf-idf Cosine Similarity	16
4.2.2	BM25	17
4.3	Language Modeling Predicates	17

4.3.1	Language Modeling	17
4.3.2	Hidden Markov Models	20
4.4	Edit-based Predicates	20
4.5	Combination Predicates	21
5	Evaluation	26
5.1	Benchmark	26
5.2	Evaluating Accuracy	30
5.3	Settings	31
5.3.1	Choice of Weights for Weighted Overlap Predicates	31
5.3.2	Parameter Settings for Predicates	32
5.3.3	Q-gram Generation	32
5.4	Accuracy Results	33
5.4.1	Comparison of predicates	35
5.5	Performance Results	37
5.5.1	Preprocessing	37
5.5.2	Query time	38
5.5.3	Scalability	39
5.6	Performance Enhancements	40
5.7	Summary of Evaluation	42
6	Conclusions	48
	Bibliography	48
A	Data preparation SQL Statements	53
A.1	Qgram generation	53
A.2	Word token generation	54
A.3	Qgram generation of the word tokens (for combination predicates)	54

B	SQL Statements for Predicates	55
B.1	Overlap Predicates	55
B.1.1	IntersectSize	55
B.1.2	Jaccard	56
B.1.3	WeightedMatch	57
B.1.4	WeightedJaccard	58
B.2	Aggregate Weighted Predicates	59
B.2.1	Tfidf Cosine Predicate	59
B.2.2	BM25 Predicate	62
B.3	Language Modeling Predicates	64
B.3.1	Language Modeling	64
B.3.2	Hidden Markov Models	66
B.4	Combination Predicates	67
B.4.1	$GES^{Jaccard}$	67
B.4.2	GES^{apx}	69
B.4.3	SoftTFIDF	71

Chapter 1

Introduction

The importance of data cleaning and quality technologies for business practices is well recognized. Data cleaning has been an active research topic in several communities including statistics, machine learning and data management. The quality of data suffers from typing mistakes, lack of standards for recording database fields, integrity constraints that are not enforced, inconsistent data mappings, etc. For years, data quality technology has grown independently from core data management. Data quality tools became part of Extract Transform Load (ETL) technologies, commonly applied during the initial loading phase of data into a warehouse. Although this might be a viable approach for data analytics, where data processed are static, it is far from acceptable for operational databases. Dynamic databases however, face proliferating quality problems, that degrade common business practices.

Recently, there has been a major focus on tighter integration of data quality technology with database technology. In particular there has been research work on the efficient realization of popular data cleaning algorithms inside database engines as well as studies for the efficient realization of data quality primitives in a declarative way. The approaches are complementary, the former assuring great performance and the latter ease of deployment and integration with existing applications without modification of

the underlying database engine. We are concerned with declarative implementations of data quality primitives in this thesis. In particular we study declarative realizations of several *similarity predicates* for the popular approximate (flexible) selection operation for data de-duplication [20, 19]. A similarity predicate $sim()$ is a predicate that numerically quantifies the 'similarity' or 'closeness' of two (string) tuples. Given a relation R , the approximate selection operation using similarity predicate $sim()$, will report all tuples $t \in R$ such that $sim(t_q, t) \geq \theta$, where θ a specified numerical 'similarity threshold' and t_q a query tuple. Approximate selections are special cases of the approximate join (record linkage, similarity join) operation [20, 19]. Several efficient declarative implementations of this operation for specific similarity predicates have been proposed [20, 19] both for approximate selections and joins.

In this thesis, we conduct a thorough study of declarative realizations of similarity predicates for approximate selections. We introduce and adapt novel predicates, realize them declaratively and compare them with existing ones for accuracy and performance. In particular we make the following contributions:

- Inspired by the success of *tf-idf cosine similarity* from information retrieval [26] as a similarity predicate for approximate selections, we introduce declarative realizations of other successful predicates from information retrieval and in particular the popular BM25 measure.
- We introduce declarative realizations of probabilistic similarity predicates inspired by Language Models from information retrieval [22] and Hidden Markov Models [21], suitably adapted for the case of approximate selections.
- We present declarative realizations of previously proposed similarity predicates for the approximate selection problem and we propose a categorization of all measures both previously proposed and new according to their characteristics.
- We present a thorough experimental study comparing all similarity predicates for

accuracy and performance, under various types of quality problems in the underlying data.

Chapter 2

Related Work

Data quality has been an active research topic for many years. A collection of statistical techniques have been introduced initially for the record linkage problem [9, 8]. The bulk of early work on data quality was geared towards correcting problems in census files [29]. A number of similarity predicates were developed taking into account the specific application domain (i.e., census files) for assessing closeness between person names (e.g., Jaro, Jaro-Winkler [15, 29], etc).

The work of Cohen [6] introduced the use of primitives from information retrieval (namely cosine similarity, utilizing tf-idf[26]) to identify flexible matches among database tuples. A performance/accuracy study conducted by Cohen et al., [7] demonstrated that such techniques outperform common predicates introduced for specific domains (e.g., Jaro, Jaro-Winkler, etc).

Other techniques geared towards database tuples include the merge/purge technique [14]. Several predicates to quantify approximate match between strings have been utilized for dealing with quality problems, including edit distance and its variants [13]. Hybrid predicates combining notions of edit distance and cosine similarity have also been introduced [4, 1]. Recently, [5, 2] presented SSJOIN, a primitive operator for efficient set similarity joins. Utilizing ideas from [28], such an operator can be used for approxi-

mate matching based on a number of similarity functions, including hamming distance, edit-distance and Jaccard similarity. However, the choice of the similarity predicate in this approach is limited [2]. The bulk of the techniques and predicates however have been introduced without a declarative framework in mind. Thus, integrating them with applications utilizing databases in order to enable approximate selections is not very easy.

Gravano et al. [11, 10], introduced a declarative methodology for realizing approximate joins and selections for edit distance. Subsequently a declarative framework for realizing tf-idf cosine similarity was introduced [12, 16, 18, 17].

There has been a great deal of research in the information retrieval literature on weighting schemes beyond cosine similarity with tf-idf weighting. Recent IR research has shown BM25 to be the most effective among the known weighting schemes [25]. This weighting scheme models the distribution of within-document term frequency, document length and query term frequency very accurately. Moreover, in the information retrieval literature, language modeling has been a very active research topic as an alternate scheme to weight documents for their relevance to user queries. Starting with Ponte and Croft [22] language models for information retrieval have been widely studied.

Hidden Markov Models (HMM) have been very successful in machine learning and they have been utilized for a variety of learning tasks such as named entity recognition and voice recognition[23]. They have also been utilized for information retrieval as well [21]. An experimental study on TREC data demonstrated that an extremely simple realization of HMM outperforms standard tf-idf for information retrieval [21]. Several researchers [24] have tried to formally reason about the relative goodness of information retrieval weighting schemes.

Chapter 3

Framework

Let Q be a query string and D a string record from a base relation $R = \{D_i : 1 \leq i \leq N\}$. We denote by \mathcal{Q} , \mathcal{D} the set of *tokens* in Q and D respectively. We refer to substrings of a string as tokens in a generic sense. Such tokens can be words or q-grams (sequence of q consecutive characters of a string) for example. For $Q = \text{'db lab'}$, $\mathcal{Q} = \{\text{'db'}, \text{'lab'}\}$ for word-based tokenization and $\mathcal{Q} = \{\text{'db '}, \text{'b l'}, \text{'la'}, \text{'lab'}\}$ for tokenization using 3-grams. We refer to tokens throughout the thesis when referring to words or q-grams. We make the choice specific (word or q-gram) for techniques we present, when is absolutely required. In certain cases, we may associate a *weight* with each token. Several weighting mechanisms exist. We present our techniques referring to weights of tokens, making the choice of the weighting scheme concrete when required. In chapter 5 we realize our techniques for specific choice of tokens and specific weighting mechanisms.

Our goal is to calculate a *similarity score* between Q and D using a similarity predicate. We group similarity predicates into five classes based on their characteristics, namely:

- **Overlap predicates:** These are predicates that assess similarity based on the overlap of tokens in \mathcal{Q}, \mathcal{D} .
- **Aggregate Weighted Predicates:** Predicates that assess similarity by manipu-

lating weights (scores) assigned to elements of \mathcal{Q}, \mathcal{D}

- **Language Modeling Predicates:** Predicates that are based on probabilistic models imposed on elements of \mathcal{Q}, \mathcal{D}
- **Edit Based Predicates:** Predicates based on a set of edit operations applied between Q and D .
- **Combination Predicates:** Predicates combining features from the classes above.

The classes were defined by studying the properties of previously proposed similarity predicates as well as ones newly proposed herein. The first four classes encompass predicates introduced previously in various contexts for data cleaning tasks, with the exception of BM25 which to the best of our knowledge is the first time that is deployed for data cleaning purposes. The Language Modeling class of predicates draws from work on information retrieval and is introduced herein for data cleaning tasks. Within each class we discuss declarative realizations of predicates.

3.1 Overlap Predicates

Suppose \mathcal{Q} is the set of tokens in the query string Q and \mathcal{D} is the set of tokens in the string tuple D . The *IntersectSize* predicate [28] is simply the number of common tokens between Q and D , i.e.:

$$sim_{intersect}(Q, D) = |\mathcal{Q} \cap \mathcal{D}| \quad (3.1)$$

Jaccard similarity [28] is the fraction of tokens in Q and S that are present in both, namely:

$$sim_{Jaccard}(Q, D) = \frac{|\mathcal{Q} \cap \mathcal{D}|}{|\mathcal{Q} \cup \mathcal{D}|} \quad (3.2)$$

If we assign a weight $w(t)$ ¹ to each token t , we can define weighted versions of the above predicates. *WeightedMatch* [28] is the total weight of common tokens in \mathcal{Q} and \mathcal{D} , i.e.,

¹Discussion of ways to assign such weights to tokens follows in subsequent chapters.

$\sum_{t \in Q \cap \mathcal{D}} w(t)$. Similarly, *WeightedJaccard* is the sum of the weights of tokens in $|Q \cap \mathcal{D}|$ divided by the sum of the weights of tokens in $|Q \cup \mathcal{D}|$.

3.2 Aggregate Weighted Predicates

The predicates in this class encompass predicates widely adopted from information retrieval (IR). A basic task in IR is, given a query, identifying *relevant documents* to that query. In our context, we would like to identify the *tuples* in a relation that are *similar* to a query string.

Given a query string Q and a string tuple D , the similarity score of Q and D in this class of predicates is of the form $\text{sim}(Q, D) = \sum_{t \in Q \cap \mathcal{D}} w_q(t, Q)w_d(t, D)$, where $w_q(t, Q)$ is the query-based weight of the token t in string Q and $w_d(t, D)$ is the tuple-based weight of the token t in string D .

3.2.1 Tf-idf Cosine Similarity

The tf-idf cosine similarity[26] between a query string Q and a string tuple D is defined as follows:

$$\text{sim}_{\text{cosine}}(Q, D) = \sum_{t \in Q \cap \mathcal{D}} w_q(t, Q)w_d(t, D) \quad (3.3)$$

where $w_q(t, Q), w_d(t, D)$ are the normalized tf-idf weights [26]. The normalized tf-idf between a token t and a string S , $w(t, S)$ is given by:

$$w(t, S) = \frac{w'(t, S)}{\sqrt{\sum_{t' \in S} w'(t', S)^2}} \quad , \quad w'(t, S) = \text{tf}(t, S) \cdot \text{idf}(t)$$

The *idf* term makes the weight of a token inversely proportional to its frequency in the database; the *tf* term makes it proportional to its frequency in S . Intuitively, this assigns low scores to frequent tokens and high scores to rare tokens. More discussion is available elsewhere [6, 12].

3.2.2 BM25 Predicate

The *BM25* similarity score between a query string Q and a tuple D , is given as:

$$sim_{BM25}(Q, D) = \sum_{t \in Q \cap D} w_q(t, Q) w_d(t, D) \quad (3.4)$$

where

$$\begin{aligned} w_q(t, Q) &= \frac{(k_3 + 1) * tf(t, Q)}{k_3 + tf(t, Q)} \\ w_d(t, D) &= w^{(1)}(t, R) \frac{(k_1 + 1) * tf(t, D)}{K(D) + tf(t, D)} \end{aligned}$$

$w^{(1)}$ is a modified form of Robertson-Sparck Jones weight:

$$\begin{aligned} w^{(1)}(t, R) &= \log \left(\frac{N - n_t + 0.5}{n_t + 0.5} \right) \\ K(D) &= k_1 \left((1 - b) + b \frac{|D|}{avgdl} \right) \end{aligned} \quad (3.5)$$

and N is the number of tuples in the base relation R , n_t is the number of tuples in R containing the token t , $tf(t, D)$ is the frequency of occurrence of the token t within tuple D , $|D|$ is the number of tokens of tuple D , $avgdl$ is the average number of tokens per tuple, i.e. $\frac{\sum_{D \in R} |D|}{N}$ and k_1 , k_3 , and b are independent parameters. For TREC-4 experiments [25], $k_1 \in [1, 2]$, $k_3 = 8$ and $b \in [0.6, 0.75]$.

3.3 Language Modeling Predicates

A language model, is a form of a probabilistic model. To realize things concretely, we base our discussion on a specific model introduced by Ponte and Croft [22]. Given a collection of documents, a language model is inferred for each; then the probability of generating a given query according to each of these models is estimated and documents are ranked according to these probabilities. Considering an approximate selection query, each tuple in the database is considered as a document; a model is inferred for each tuple and the probability of generating the query given the model is the similarity between the query and the tuple.

3.3.1 Language Modeling

The similarity score between query Q and tuple D is defined as:

$$sim_{LM}(Q, D) = \hat{p}(Q|M_D) = \prod_{t \in Q} \hat{p}(t|M_D) \times \prod_{t \notin Q} (1 - \hat{p}(t|M_D)) \quad (3.6)$$

where $\hat{p}(t|M_D)$ is the probability of token t occurring in tuple D and is given as follows:

$$\hat{p}(t|M_D) = \begin{cases} \hat{p}_{ml}(t, D)^{(1.0 - \hat{R}_{t,D})} \times \hat{p}_{avg}(t)^{\hat{R}_{t,D}} & \text{if } tf_{(t,D)} > 0 \\ \frac{cf_t}{cs} & \text{otherwise} \end{cases} \quad (3.7)$$

$\hat{p}_{ml}(t, D)$ is the maximum likelihood estimate of the probability of the token t under the token distribution for tuple D and is equal to $\frac{tf_{(t,D)}}{dl_D}$ where $tf_{(t,D)}$ is raw term frequency and dl_D is the total number of tokens in tuple D . $\hat{p}_{avg}(t)$ is the mean probability of token t in documents containing it, i.e.,

$$\hat{p}_{avg}(t) = \frac{(\sum_{D(t \in D)} \hat{p}_{ml}(t|M_D))}{df_t} \quad (3.8)$$

where df_t is the document frequency of token t . This term is used since we only have a tuple sized sample from the distribution of M_D , thus the maximum likelihood estimate is not reliable enough; we need an estimate from a larger amount of data. The term $\hat{R}_{t,d}$ is used to model the risk for a term t in a document D using a geometric distribution:

$$\hat{R}_{t,D} = \left(\frac{1.0}{(1.0 + \bar{f}_{t,D})} \right) \times \left(\frac{\bar{f}_{t,D}}{(1.0 + \bar{f}_{t,D})} \right)^{tf_{t,D}} \quad (3.9)$$

$\bar{f}_{t,D}$ is the expected term count for token t in tuple D if the token occurred at the average rate, i.e., $p_{avg}(t) \times dl_D$. The intuition behind this formula is that as the tf gets further away from the normalized mean, the mean probability becomes riskier to use as an estimate. Finally, cf_t is the raw count of token t in the collection, i.e. $\sum_{D \in R} tf(t, D)$ and cs is the raw collection size or the total number of tokens in the collection, i.e. $\sum_{D \in R} dl_D$. $\frac{cf_t}{cs}$ is used as the probability of observing a non-occurring token.

3.3.2 Hidden Markov Models

The query generation process can be modeled by a discrete Hidden Markov process. Figure 3.1 shows a simple yet powerful two-state HMM for this process. The first state, labeled “String” represents the choice of a token directly from the string. The second state, labeled “General English” represents the choice of a token that is unrelated to the string, but occurs commonly in queries.

Suppose Q is the query string and D is a string tuple from the base relation R ; the similarity score between Q and D , $sim_{HMM}(Q, D)$, is equal to the probability of generating Q given that D is similar, that is:

$$P(Q|D \text{ is similar}) = \prod_{q \in Q} (a_0 P(q|GE) + a_1 P(q|D)) \quad (3.10)$$

where:

$$P(q|D) = \frac{\text{number of times } q \text{ appears in } D}{\text{length of } D} \quad (3.11)$$

$$P(q|GE) = \frac{\sum_{D \in R} \text{number of times } q \text{ appears in } D}{\sum_{D \in R} \text{length of } D} \quad (3.12)$$

and a_0 and $a_1 = 1 - a_0$ are transition probabilities of the HMM. The values for these parameters can be optimized to maximize accuracy given training data.

3.4 Edit-based Predicates

An important and widely used class of string matching predicates is the class of edit-based predicates. In this class, the similarity between Q and D is the transformation cost of string Q to D , $tc(Q, D)$. More specifically $tc(Q, D)$ is defined as the minimum cost sequence of edit operations that converts Q to D . Edit operations include *copy*, *insert*, *substitute* and *delete* characters in Q and D [13]. Algorithms exist to compute $tc(Q, D)$ in polynomial time [13] but complexity is sensitive to the nature of operations and their operands (individual characters, blocks of consecutive characters, etc). The

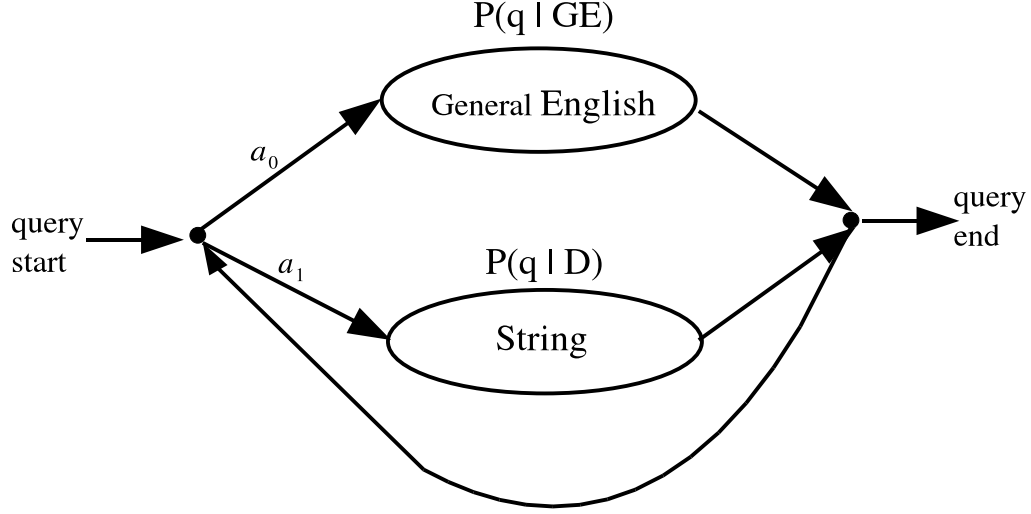


Figure 3.1: Two State Hidden Markov Model

edit similarity is therefore defined as:

$$sim_{edit}(Q, D) = 1 - \frac{tc(Q, D)}{\max\{|Q|, |D|\}} \quad (3.13)$$

Edit operations have an associated cost. In the Levenstein edit-distance [13] which we will refer to as edit-distance, the cost of copy operation is zero and all other operations have unit cost. Other cost models are also possible [13].

3.5 Combination Predicates

We present a general similarity predicate and refer to it as generalized edit similarity (GES) (following [5]). Consider two strings Q and D that are tokenized into *word* tokens and a weight function $w(t)$ that assigns a weight to each word token t . The transformation cost of string Q to D , $tc(Q, D)$ is the minimum cost of transforming Q to D by a sequence of the following transformation operations:

- *token replacement*: Replacing word token t_1 in Q by word token t_2 in D with cost $[1 - sim_{edit}(t_1, t_2)] \cdot w(t_1)$, where $sim_{edit}(t_1, t_2)$ is the edit similarity score between t_1 and t_2 .

- *token insertion*: Inserting a word token t into Q with cost $c_{ins} \cdot w(t)$ where c_{ins} , is a constant token insertion factor, with values between 0 and 1.
- *token deletion*: Deleting a word token t from Q with cost $w(t)$.

Suppose $wt(Q)$ is the sum of weights of all word tokens in the string Q . We define the *generalized edit similarity* predicate between a query string Q and a tuple D as follows:

$$sim_{GES}(Q, D) = 1 - \min \left(\frac{tc(Q, D)}{wt(Q)}, 1.0 \right) \quad (3.14)$$

A related predicate is the SoftTFIDF predicate [7]. In SoftTFIDF, normalized tf-idf weights of word tokens are used along with cosine similarity and any other similarity function $sim(t, r)$ to find the similarity between word tokens. Therefore the similarity score, $sim_{SoftTFIDF}(Q, D)$, is equal to:

$$\sum_{t \in CLOSE(\theta, Q, D)} w(t, Q) \cdot w(\arg \max_{r \in \mathcal{D}}(sim(t, r)), D) \cdot \max_{r \in \mathcal{D}}(sim(t, r)) \quad (3.15)$$

where $w(t, Q), w(t, D)$ are the normalized tf-idf weights and $CLOSE(\theta, Q, D)$ is the set of words $t \in \mathcal{Q}$ such that there exists some $v \in \mathcal{D}$ such that $sim(t, v) > \theta$.

Chapter 4

Declarative Framework

We now describe declarative realizations of predicates in each class. We present declarative statements using standard SQL expressions. For all predicates, there is a preprocessing phase responsible for tokenizing strings in the base relation, R , and calculating as well as storing related weight values which are subsequently utilized at query time. Tokenization of relation R (`BASE_TABLE`) creates the table `BASE_TOKENS (tid, token)`, where tid is a unique token identifier for each tuple of `BASE_TABLE` and $token$ an associated token (from the set of tokens corresponding to the tuple with identifier tid in `BASE_TABLE`). The query string is also tokenized on the fly (at query time) creating the table `QUERY_TOKENS(token)`.

In the rest of this chapter, we present SQL expressions required for preprocessing and query time approximate selections for the different predicates. In some cases, we re-write formulas to make them amenable to more efficient declarative realization. The main SQL codes are given along with their description here. Appendix A contains detailed SQL expressions.

```

INSERT INTO INTERSECT_SCORES (tid, score)
SELECT      R1.tid, COUNT(*)
FROM        BASE_TOKENS R1, QUERY_TOKENS R2
WHERE       R1.token = R2.token
GROUP BY    R1.tid

```

Figure 4.1: SQL Code for IntersectSize

```

INSERT INTO JACCARD_SCORES (tid, score)
SELECT      S1.tid, COUNT(*)/(S1.len+S2.len-COUNT(*))
FROM        BASE_DDL S1, QUERY_TOKENS R2,
            (SELECT COUNT(*) AS len
             FROM QUERY_TOKENS) S2
WHERE       S1.token = R2.token
GROUP BY    S1.tid, S1.len, S2.len

```

Figure 4.2: SQL Code for Jaccard Coefficient

4.1 Overlap Predicates

The IntersectSize predicate requires token generation to be completed in a preprocessing step. SQL statements to conduct such a tokenization, which is common to all predicates we discuss, is available in Appendix A. The SQL statement for approximate selections with the IntersectSize predicate is shown on Figure 4.1. The Jaccard coefficient predicate can be efficiently computed by storing the number of tokens for each tuple of the BASE_TABLE during the preprocessing step. For this reason we create a table BASE_DDL(tid, token, len) where len is the number of tokens in tuple with tuple-id tid. The SQL statement for conducting approximate selections with the Jaccard predicate is presented in Figure 4.2.

The weighted overlap predicates require calculation and storage of the related weights for tokens of the base relation during preprocessing. For the WeightedMatch predicate,

```

INSERT INTO SIM_SCORES (tid, score)
SELECT      R1W.tid, SUM(R1W.weight*R2W.weight)
FROM        BASE_WEIGHTS R1W, QUERY_WEIGHTS R2W
WHERE       R1W.token = R2W.token
GROUP BY    R1W.tid

```

Figure 4.3: SQL Code for Aggregate Weighted Predicates

we store during the preprocessing step the weight of each token redundantly with each `tid`, `token` pair in a table `BASE_TOKENS_WEIGHTS(tid, token, weight)` in order to avoid an extra join with a table `BASE_WEIGHT(token, weight)` at query time. In order to calculate the similarity score at query time, we use SQL statements similar to that used for the `IntersectSize` predicate (shown in Figure 4.1) but replace table `BASE_TOKENS` by `BASE_TOKENS_WEIGHTS` and `COUNT(*)`, by `SUM(R1.weight)`.

For the `WeightedJaccard` predicate, we create during preprocessing a table `BASE_DDL(tid, token, weight, len)` where `weight` is the weight of `token` and `len` is the sum of weights of tokens in the tuple with tuple-id `tid`. The SQL statement for approximate selections using this predicate is the same as the one shown in Figure 4.2 but `COUNT(*)` is replaced by `SUM(weight)`.

4.2 Aggregate Weighted Predicates

4.2.1 Tf-idf Cosine Similarity

The SQL implementation of the tf-idf cosine similarity predicate has been presented in [12]. During preprocessing, we store tf-idf weights for the base relation in relation `BASE_WEIGHTS(tid, token, weight)`. A weight table `QUERY_WEIGHTS(token, weight)` for the query string is created on the fly at query time. The SQL statements in Figure 4.3 will calculate the similarity score for each tuple of the base table.

4.2.2 BM25

Realization of BM25 in SQL involves generation of the table `BASE_WEIGHTS(tid, token, weight)` storing the weights for tokens in each tuple of the base relation. These weights ($w_d(t, D)$) consist of two parts that could be considered as modified versions of tf and idf. For a complete set of SQL statements implementing the required preprocessing, refer to Appendix A. The query weights table `QUERY_WEIGHTS(token, weight)` can be created on the fly using the following subquery:

```
(SELECT TF.token, TF.tf*(k3+1)/(k3+TF.tf) AS weight
FROM    ( SELECT T.token, COUNT(*) AS tf
          FROM QUERY_TOKENS T
          GROUP BY T.token ) TF)
```

The SQL statement shown in Figure 4.3 will calculate BM25 similarity scores.

4.3 Language Modeling Predicates

4.3.1 Language Modeling

In order to calculate language modeling scores efficiently, we rewrite the formulas and finally drop some terms that would not affect the overall accuracy of the metric. Calculating the values in equations (3.8) and (3.9) is easy. We build the following relations during preprocessing: `BASE_TF(tid,token,tf)` where $tf = tf_{token,tid}$.

`BASE_DL(tid,dl)` where $dl = dl_{tid}$.

`BASE_PML(tid,token,pml)` where $pml = \hat{p}_{ml} = \frac{tf_{token,tid}}{dl_{tid}}$.

`BASE_PAVG(token,pavg)` where $pavg = \hat{p}_{avg}(token)$.

`BASE_FREQ(tid,token,freq)` where $freq = \bar{f}_{token,tid}$.

`BASE_RISK(tid,token,risk)` where $risk = \hat{R}_{token,tid}$.

We omit most of the SQL statements in this chapter for readability. Full SQL statements are available in Appendix A. In order to improve the performance of the associated SQL queries, we rewrite the final score formula of equation (3.6), as follows:

$$\hat{p}(Q|M_D) = \left[\prod_{t \in Q} \hat{p}(t|M_D) \right] \times \frac{\prod_{\forall t} (1 - \hat{p}(t|M_D))}{\prod_{t \in Q} (1 - \hat{p}(t|M_D))} \quad (4.1)$$

We slightly change (4.1) to the following:

$$\hat{p}(Q|M_D) = \left[\prod_{t \in Q} \hat{p}(t|M_D) \right] \times \frac{\prod_{\forall t \in \mathcal{D}} (1 - \hat{p}(t|M_D))}{\prod_{t \in Q \cap \mathcal{D}} (1 - \hat{p}(t|M_D))} \quad (4.2)$$

This change results in a large performance gain, since the computation is restricted to the tokens of the query and the tokens of a tuple (as opposed to the entire set of tokens present in the base relation). Experiments demonstrate that accuracy is not considerably affected.

In equation (3.7), we only materialize the first part (i.e., values of tokens that are present in the tuple D) in the relation `BASE_PM` during preprocessing (storing the second part would result in unnecessary waste of space). We therefore have to divide all formulas that use $\hat{p}(t|M_D)$ into two parts: one for tokens present in the tuple under consideration and one for all other tokens. So we rewrite the first term in equation (4.2) as follows:

$$\begin{aligned} \prod_{t \in Q} \hat{p}(t|M_D) &= \prod_{t \in Q \cap \mathcal{D}} \hat{p}(t|M_D) \times \prod_{t \in Q - \mathcal{D}} \hat{p}(t|M_D) \\ &= \prod_{t \in Q \cap \mathcal{D}} \hat{p}(t|M_D) \times \prod_{t \in Q - \mathcal{D}} \frac{cf_t}{cs} \\ &= \prod_{t \in Q \cap \mathcal{D}} \hat{p}(t|M_D) \times \frac{\prod_{t \in Q} \frac{cf_t}{cs}}{\prod_{t \in Q \cap \mathcal{D}} \frac{cf_t}{cs}} \end{aligned} \quad (4.3)$$

The term $\prod_{t \in Q} \frac{cf_t}{cs}$ in the above formula is constant for any specific query string, so it can be dropped, since the goal is to find most similar tuples by ranking them based on

```

INSERT INTO LM_SCORES (tid, score)
SELECT B1.tid2, EXP(B1.score + B2.sumcompm)
FROM (SELECT P1.tid AS tid1, T2.tid AS tid2,
           SUM(LOG(P1.pm)) - SUM(LOG(1.0-P1.pm))
           - SUM(LOG(P1.cfcs)) AS score
FROM BASE_PM P1, QUERY_TOKENS T2
WHERE P1.token = T2.token
GROUP BY P1.tid, T2.tid) B1,
BASE_SUMCOMPMBASE B2
WHERE B1.tid1=B2.tid

```

Figure 4.4: SQL Code for Language Modeling

the similarity scores. Therefore, equation (4.2) can be written as follows:

$$\hat{p}(Q|M_D) = \frac{\prod_{t \in Q \cap D} \hat{p}(t|M_D)}{\prod_{t \in Q \cap D} \frac{cf_t}{cs}} \times \frac{\prod_{\forall t \in D} (1 - \hat{p}(t|M_D))}{\prod_{t \in Q \cap D} (1 - \hat{p}(t|M_D))} \quad (4.4)$$

This transformation allows us to efficiently compute similar tuples by just storing $\hat{p}(t|M_D)$ and $\frac{cf_t}{cs}$ for each pair of t and D . Thus, we create table `BASE_PM(tid, token, pm, cfcs)` where `pm` = $\hat{p}(token|M_{tid})$ and `cfcs` = $\frac{cf_{token}}{cs}$ as the final result of the preprocessing step. We also calculate and store the term $\prod_{\forall t \in D} (1 - \hat{p}(t|M_D))$ during preprocessing in relation `BASE_SUMCOMPMBASE(tid, sumcompm)`.

The query-time SQL statement to calculate similarity scores is shown in Figure 4.4. The subquery in the statement computes the three terms in equation 4.4 that include intersection of query and tuple tokens and therefore needs a join between the two token tables. The fourth term in the equation is read from the table stored during the preprocessing as described above.

4.3.2 Hidden Markov Models

We rewrite equation (3.10) as follows:

$$\begin{aligned}
 P(Q|D \text{ is similar}) &= \prod_{q \in \mathcal{Q}} (a_0 P(q|GE) + a_1 P(q|D)) \\
 &= \prod_{q \in \mathcal{Q}} a_0 P(q|GE) \times \left[\prod_{q \in \mathcal{Q}} \left(1 + \frac{a_1 P(q|D)}{a_0 P(q|GE)} \right) \right]
 \end{aligned} \tag{4.5}$$

For a specific query, the term $\prod_{q \in \mathcal{Q}} a_0 P(q|GE)$ in the above formula is constant for all tuples in the base relation and therefore can be dropped since our goal is to order tuples based on similarity to a specific query string. So the modified similarity score will be:

$$\begin{aligned}
 sim_{HMM}(Q, D) &= \prod_{q \in \mathcal{Q}} \left(1 + \frac{a_1 P(q|D)}{a_0 P(q|GE)} \right) \\
 &= \prod_{q \in \mathcal{Q} \cap \mathcal{D}} \left(1 + \frac{a_1 P(q|D)}{a_0 P(q|GE)} \right)
 \end{aligned} \tag{4.6}$$

In Equation 4.6, $q \in \mathcal{Q}$ changes to $q \in \mathcal{Q} \cap \mathcal{D}$ because $P(q|D) = 0$ for all $q \notin \mathcal{D}$. Thus we can calculate the term $(1 + \frac{a_1 P(q|D)}{a_0 P(q|GE)})$ for all **tid**, **token** pairs during preprocessing and store them as **weight** in relation **BASE_WEIGHTS(tid, token, weight)**. Notice that the term $P(q|D)$ is equal to $\hat{p}_{ml}(q, D)$ in language modeling; we use a relation **BASE_PML(tid, token, pml)** for it. Calculating $P(q|GE)$ and storing it in relation **BASE_PTGE(token, ptge)** is also fairly simple. The final SQL query for preprocessing and the SQL statements for calculating similarity scores, are shown in Figure 4.5.

4.4 Edit-based Predicates

We use the same declarative framework proposed in [11] for approximate matching based on edit-distance. The idea is to use properties of q-grams created from the strings to generate a candidate set in a way that no false negatives are guaranteed to exist but the set may contain false positives. The set is subsequently filtered by computing the exact edit similarity score between the query and the strings in the candidate set. Computing

Preprocessing
<pre> INSERT INTO BASE_WEIGHTS(tid,token,weight) SELECT M2.tid, M2.token, (1 + (a1*M2.pml) / (a0*P2.ptge)) FROM BASE_PTGE P2, BASE_PML M2 WHERE P2.token = M2.token </pre>
Query
<pre> INSERT INTO HMM_SCORES (tid, score) SELECT W1.tid, T2.tid, EXP(SUM(LOG(W1.weight))) FROM BASE_WEIGHTS W1, QUERY_TOKENS T2 WHERE W1.token = T2.token GROUP BY T2.tid, W1.tid </pre>

Figure 4.5: SQL Code for HMM

the edit similarity score is performed using a UDF. The SQL statements for candidate set generation and score calculation are available in [11].

4.5 Combination Predicates

Since the calculation of the score function for GES (Equation 3.14) between a query string and all tuples in a relation could be very expensive, we can first identify a candidate set of tuples similar to the methodology used for edit-distance and then use a UDF to compute exact scores between the query string and the strings in the candidate set. The elements of the candidate set are selected using a threshold θ and the following score formula which ignores the ordering between word tokens. This formula over-estimates $sim_{GES}(Q, D)$ [4]:

$$sim_{GES}^{Jaccard}(Q, D) = \frac{1}{wt(Q)} \sum_{t \in Q} w(t) \cdot \max_{r \in D} \left(\frac{2}{q} sim_{Jaccard}(t, r) + d_q \right) \quad (4.7)$$

where $wt(Q)$ is the sum of weights of all *word* tokens in Q , $w(t)$ is the *idf* weight for word token t , q is a positive integer indicating the q-gram length extracted from *words* in order to calculate $sim_{Jaccard}(t, r)$ and $d_q = (1 - 1/q)$ is an adjustment term. In order to enhance the performance of the operation, we can employ min-wise independent permutations [3] to approximate $sim_{Jaccard}(t_1, t_2)$ in Equation 4.7. Description of min-wise independent permutations is beyond the scope of this thesis. This would result in substituting $sim_{Jaccard}$ with the min-hash similarity $sim_{mh}(t_1, t_2)$, which is a provable approximation. The resulting metric, GES^{apx} , is shown to be an upper-bound for GES in expectation [4]:

$$sim_{GES}^{apx}(Q, D) = \frac{1}{wt(Q)} \sum_{t \in Q} w(t) \cdot \max_{r \in \mathcal{D}} \left(\frac{2}{q} sim_{mh}(t, r) + d_q \right) \quad (4.8)$$

In order to implement the above predicates, we need to preprocess the relation using the following methodology:

- Tokenization in two levels, first tokenizing into words and then tokenizing each word into q-grams. Word tokens are stored in relation `BASE.TOKENS(tid, token)` and q-grams are stored in `BASE.QGRAMS(tid, token, qgram)`.
- Storing *idf* weights of word tokens in relation `BASE.IDF(token, idf)` as well as the average of *idf* weights in the base relation to be used as *idf* weights of unseen tokens.
- Calculating weights related to the similarity employed to compare tokens, i.e., $sim(t, r)$. For $GES^{Jaccard}$ employing the Jaccard predicate, this includes storing the number of q-grams for each word token in relation `BASE.TOKENSIZE(tid, token, len)`. For GES^{apx} , we have to calculate minhash signatures (required by min-wise independent permutations). SQL statements for generating min-hash signatures and min-hash similarity scores, $sim_{mh}(t, r)$, are available in Appendix A.

```

INSERT INTO GESAPX_RESULTS(tid, score)
SELECT  MS.tid, 1.0/SI.sumidf *
        SUM(I.idf*(((2.0/q)*MS.maxsim)+(1-1/q)))
FROM    MAXSIM MS, QUERY_IDF I, SUM_IDF SI
WHERE   MS.token = I.token
GROUP BY MS.tid, SI.sumidf

```

Figure 4.6: SQL Code for GES^{apx} , $GES^{Jaccard}$

We omit most of SQL statements inside this chapter. In order to make the presented statements more readable, we assume that the following auxiliary relations are available to us; in practice, they are calculated on-the-fly as subqueries (refer to Appendix for complete queries):

- **QUERY_IDF(token, idf)** stores *idf* weights for each token in the query. Weights are retrieved from the base weights relation and the average *idf* value over all tokens in the base relation is used as the weight of query tokens not present in the base relation. **SUM_IDF(token, sumidf)** will store sum of *idf* weights for query tokens.
- **MAXSIM(tid, token, maxsim)** stores the maximum of the similarity scores between the tokens in tuple **tid** and each **token** in the query.

The tables above do not have to be computed beforehand, they are rather computed on the fly at query execution time. Assuming however they are available, the SQL statements for computing the scores for GES^{apx} , $GES^{Jaccard}$ are shown in Figure 4.6.

SoftTFIDF can also be implemented similar to GES approximation predicates. During preprocessing, we need to first tokenize the string into word tokens and store them in **BASE_TOKENS(tid, token)**. Depending on the function used for similarity score between word tokens, we may need to tokenize each word token into qgrams as well. We then need to store normalized tf-idf weights of tokens in the tuples in the base relation in **BASE_WEIGHTS(tid, token, weight)**.

Here again, at query time, we assess the final score formula of equation (3.15), in a single SQL statement. For presentation purposes, assume that the following relations have been materialized:

- `QUERY_WEIGHTS(token, weight)` stores normalized tf-idf weights for each `token` in the query table.
- `CLOSE_SIM_SCORES(tid, token1, token2, sim)` stores the similarity score of each token in the query (`token2`) with each token of each tuple in the base relation, where the score is greater than a threshold θ (θ specified at query time). Such a score could have been computed using a declarative realization of some other similarity predicate or a UDF to compute similarity using a string distance scheme (e.g., Jaro-Winkler [29]).
- `MAXSIM(tid, token, maxsim)` stores the maximum of the `sim` score for each query token among all `tids` in `CLOSE_SIM_SCORES` relation. `MAXTOKEN(tid, token1, token2, maxsim)` stores $\arg \max_{r \in \text{tid}}(\text{sim}(\text{token2}, r))$ as well, i.e., the token in each tuple in the base relation that has the maximum similarity with a query token `token2` in $CLOSE(\theta, Q, D)$

Figure 4.7 shows the SQL statement for `MAXTOKEN` table and the final similarity score for SoftTFIDF.

```
INSERT INTO MAXTOKEN(tid,token1,token2,maxsim)
SELECT  CS.tid, CS.token1,
        CS.token2, MS.maxsim
FROM    MAXSIM MS, CLOSE_SIM_SCORES CS
WHERE   CS.tid=MS.tid AND
        CS.token2=MS.token2 AND MS.maxsim=CS.sim

INSERT INTO SoftTFIDF_RESULTS (tid, score)
SELECT  TM.tid, SUM(I.weight*WB.weight*TM.maxsim)
FROM    MAXTOKEN TM,
        QUERY_WEIGHTS I, BASE_WEIGHTS WB
WHERE   TM.token2 = I.token AND TM.tid = WB.tid
        AND TM.token1 = WB.token
GROUP BY TM.tid
```

Figure 4.7: SQL Code for SoftTFIDF - Query time

Chapter 5

Evaluation

We experimentally evaluate the performance of each of the similarity predicates presented thus far and compare their accuracy. The choice of the best similarity predicate in terms of accuracy highly depends on the type of datasets and errors present in them. The choice in terms of performance depends on the characteristics of specific predicates. We therefore evaluate the (a) accuracy of predicates using different datasets with different error characteristics and the (b) performance by dividing the preprocessing and query execution time into various phases to obtain detailed understanding on the relative benefits and limitations. All our experiments are performed on a desktop PC running MySQL server 5.0.16 database system over Windows XP SP2 with Pentium D 3.2GHz CPU and 2GBs of RAM.

5.1 Benchmark

In the absence of a common benchmark for data cleaning, we resort to the definition of our own data generation scheme with controlled error. In order to generate datasets for our experiments, we modify and significantly enhance the UIS database generator which has effectively been used in the past to evaluate duplicate detection algorithms [14]. We use the data generator to inject different types and percentages of errors to a

clean database of string attributes. We keep track of the source tuple from which the erroneous tuples have been generated in order to determine precision and recall required to quantify the accuracy of different predicates. The generator allows to create data sets of varying sizes and error types, thus is a very flexible tool for our evaluation. The data generator accepts clean tuples and generates erroneous duplicates based on a set of parameters. Our data generator provides the following parameters to control the error injected in the data:

- the size of the dataset to be generated
- the fraction of clean tuples to be utilized to generate erroneous duplicates
- *distribution of duplicates*: the number of duplicates generated for a clean tuple can follow a uniform, Zipfian or Poisson distribution.
- *percentage of erroneous duplicates*: the fraction of duplicate tuples in which errors are injected by the data generator.
- *extent of error in each erroneous tuple*: the percentage of characters that will be selected for injecting character edit error (character insertion, deletion, replacement or swap) in each tuple selected for error injection.
- *token swap error*: the percentage of word pairs that will be swapped in each tuple that is selected for error injection.

We use two different sources of data: a data set consisting of *company names* and a data set consisting of *DBLP Titles*. Statistical details for the two datasets are shown in Table 5.1. For the company names dataset, we also inject domain specific *abbreviation errors*, e.g., replacing *Inc.* with *Incorporated* and vice versa.

For both datasets, we generate different erroneous datasets by varying the parameters of the data generator as shown in Table 5.2.

dataset	#tuples	Avg. tuple length	#words/tuple
Company Names	2139	21.03	2.92
DBLP Titles	10425	33.55	4.53

Table 5.1: Statistics of Clean Datasets

parameter	range
size of dataset	5k - 100k
# clean tuples	500 - 10000
duplicate distribution	uniform, Zipfian
erroneous duplicates	10% - 90%
extent of error per tuple	5% - 30%
token swap error	10% - 50%

Table 5.2: Range of Parameters Used For Erroneous Datasets

We show accuracy results for 8 different erroneous datasets generated from a data set of company names, each containing 5000 tuples generated from 500 clean records, with uniform distribution. We choose to limit the size of the data sets to facilitate experiments and data collection since each experiment is run multiple times to obtain statistical significance. We conducted experiments with data sets of increasing size and we observed that the overall accuracy trend presented remains the same. We consider the results presented highly representative across erroneous data sets (generated according to our methodology) of varying sizes, and duplicate distributions. We classify these 8 datasets into *dirty*, *medium* and *low* error datasets based on the parameters of data generation. We have also generated 5 datasets, each having only one specific type of error, in order to evaluate the effect of specific error types. Table 5.3 provides more details on the datasets. Table 5.4 shows a sample of duplicates generated by the data generator from *CU1* and *CU5*.

Class	Name	Percentage of			
		erroneous duplicates	errors in duplicates	token swap	Abbr. error
Dirty	CU1	90	30	20	50
Dirty	CU2	50	30	20	50
Medium	CU3	30	30	20	50
Medium	CU4	10	30	20	50
Medium	CU5	90	10	20	50
Medium	CU6	50	10	20	50
Low	CU7	30	10	20	50
Low	CU8	10	10	20	50
-	F1	50	0	0	50
-	F2	50	0	20	0
-	F3	50	10	0	0
-	F4	50	20	0	0
-	F5	50	30	0	0

Table 5.3: Classification of Datasets

	CU1
t_1^1	Stsalney Morgan cncorporated Group
t_2^1	jMorgank Stanlwey Grouio Inc.
t_3^1	Morgan Stanley Group Inc.
t_4^1	Sanlne Morganj Inocorporated Group
t_5^1	Sgalet Morgan Icnorporated Group
	CU5
t_1^5	Morgan Stanle Grop Incorporated
t_2^5	Stalney Morgan Group Inc.
t_3^5	Morgan Stanley Group In.
t_4^5	Stanley Moragn Grou Inc.
t_5^5	Morgan Stanley Group Inc.

Table 5.4: Sample Tuples from CU1 & CU5 Datasets

5.2 Evaluating Accuracy

We measure the accuracy of predicates, utilizing known methods from the information retrieval literature in accordance to common practice in IR [27]. We compute the *Mean Average Precision (MAP)* and *Mean Maximum F_1* scores of the rankings of each dataset imposed by approximate selection queries utilizing our predicates. Average Precision(AP), is the average of the precision after each similar record is retrieved, i.e.,

$$\frac{\sum_{r=1}^N [P(r) \times rel(r)]}{\text{number of relevant records}} \quad (5.1)$$

where N is the total number of records returned, r is the rank of the record, i.e., the position of the record in the result list sorted by decreasing similarity score, $P(r)$ is the precision at rank r , i.e., the ratio of the number of *relevant* records having rank $\leq r$ to the *total* number of records having rank $\leq r$, and $rel(r)$ is 1 if the record at rank r is relevant to the query and 0 otherwise. This measure emphasizes returning more similar strings earlier. MAP is the mean AP value over a set of queries. Maximum F_1 measure

is the maximum F_1 score (the harmonic mean of precision and recall) over the ranking of records, i.e.,

$$\max_r \left[\frac{2 \times Pr(r) \times Re(r)}{Pr(r) + Re(r)} \right] \quad (5.2)$$

where $Pr(r)$ and $Re(r)$ are precision and recall values for rank r . $Pr(r)$ is as defined above. $Re(r)$ is the ratio of the number of relevant records having rank $\leq r$ to the total number of relevant records. Again, we compute mean maximum F_1 over a set of queries.

Our data generation methodology allows to associate easily a clean tuple with all erroneous versions of the tuple generated using our data generator. A clean tuple and its erroneous duplicates are assigned the same cluster id. Essentially each time we pick a tuple from a cluster, using its string attribute as a query we consider all the tuples in the same cluster (tuples with the same cluster id) as relevant to this query. For each query and a specific predicate, we return a list of tuples sorted in the order of decreasing similarity scores. Thus, it is easy to identify relevant and irrelevant records among the results returned for a specific query and similarity predicate. In order to maintain our evaluation independent of any threshold constants (specified in approximate selection predicates) we do not prune this list utilizing thresholds. For each dataset, we compute the mean average precision and mean maximum F_1 measure over 500 randomly selected queries taken from that data set (notice that our query workload contains both clean as well as erroneous tuples). Thus, our accuracy results represent the *expected* behaviour of the predicates over queries and thresholds. We report the values for MAP only since the results were consistently similar for max F_1 measure in all our experiments.

5.3 Settings

5.3.1 Choice of Weights for Weighted Overlap Predicates

Both WeightedMatch (WM) and WeightedJaccard (WJ) predicates require a weighting scheme to assign weights to the tokens. It is desirable to use a weighting scheme which

captures the importance of tokens. We experimented with *idf* and the Robertson-Spark Jones (*RS*) weighting scheme given in Equation 3.5 and found that *RS* weights lead to better accuracy. So in the following discussion, we use *RS* weights for weighted overlap predicates.

5.3.2 Parameter Settings for Predicates

For all predicates proposed previously in the literature we set any parameter values they require for tuning as suggested in the respective papers. For the predicates presented herein for data cleaning tasks, for the case of BM25, we set $k_1=1.5$, $k_3=8$ and $b=0.675$; for HMM, we set a_0 to 0.2, although our experiments show that the accuracy results are not very sensitive to the value of a_0 as long as a reasonable value is chosen (i.e., a value not close to 0 or 1).

The SoftTFIDF predicate requires a similarity predicate over the word tokens. We experimented with various similarity predicates like Jaccard, IntersectSize, edit distance, Jaro-Winkler, etc. and choose Jaro-Winkler since SoftTFIDF with Jaro-Winkler (STfIdf w/JW) performs the best. This was also observed in [7]. Two words are similar in SoftTFIDF if their similarity score exceed a given threshold θ . SoftTFIDF with Jaro-Winkler performed the best with $\theta=0.8$. Finally, we set c_{ins} for GES predicate to 0.5 as proposed in [4]. For calculating accuracy, we use the exact GES as shown in Equation 3.14. We remark that we do not prune the results based on any threshold in order to keep the evaluation independent of the threshold values.

5.3.3 Q-gram Generation

Qgram generation is a common preprocessing step for all predicates. We use an SQL statement similar to that presented in [11] to generate q-grams, with a slightly different approach. We first insert $q - 1$ special symbols (e.g. \$) in place of all whitespaces in each string, as well as at the beginning and end of the strings. In this way we can fully capture

Type of Error	Xect	Jac.	WM	WJ	Cosine, BM25, LM, HMM	ED	GES	S TfIdf w/JW
abbr. error (F1)	0.94	0.96	0.98	1.0	1.0	0.89	1.0	1.0
token swap error (F2)	1.0	1.0	1.0	1.0	1.0	0.77	0.94	1.0

Table 5.5: Accuracy: Abbr. and Token Swap Errors

all errors caused by different orders of words, e.g., “Department of Computer Science” and “Computer Science Department”. For qgram generation we also need to have an optimal value of qgram size (q). A lower value of q ignores the ordering of characters in the string while a higher value can not capture the edit errors. So an optimum value is required to capture the edit errors taking in account the ordering of characters in the string. The table below shows the accuracy comparison of different qgram based predicates (Jaccard, tf-idf (**Cosine**), HMM and BM25) in the dirty cluster of our data sets:

q	Jaccard	Cosine	HMM	BM25
2	0.736	0.783	0.835	0.840
3	0.671	0.769	0.807	0.805

The trend is similar for other predicates and the accuracy further drops for higher values of q . Thus, we set $q=2$ as it achieves the best accuracy results.

5.4 Accuracy Results

In this section we present a detailed comparison of the effectiveness of the similarity predicates in capturing the different types of error introduced in the data.

Abbreviation error: Due to abbreviation errors, a tuple **AT&T Incorporated** gets converted to **AT&T Inc.** Note that

Incorporated and **Inc** are frequent words in the company names database. For the query **AT&T Incorporated**, the unweighted overlap predicates Jaccard (**Jac.**) and In-

tersectSize (**Xect**) will assign to the tuple **IBM Incorporated** greater similarity score than to the tuple **AT&T Inc** since they just try to match tuples on the basis of common qgrams. Edit distance (**ED**) will behave similarly since it is cheaper to convert **AT&T Incorporated** to **IBM Incorporated** than to **AT&T Inc**. The weight based predicates are robust to abbreviation errors since they assign high weights to tokens corresponding to rare (important) words e.g. **AT&T**. Table 5.5 presents the accuracy of the predicates for the case of a data set with only abbreviation error (dataset **F1**). All other predicates **WeightedMatch(WM)**, **WeightedJaccrd(WJ)**, **tf-idf(Cosine)**, **BM25**, **HMM**, **Language Modeling(LM)** and **SoftTFIDF(STfIdf w/JW)** had near perfect accuracy. Similar behaviour is observed when the percentage of duplicates and abbreviation error is varied.

Token swap errors: Due to token swap errors, a tuple **Beijing Hotel** gets converted to **Hotel Beijing**. Suppose there is a tuple **Beijing Labs** present in the database, where **Labs** and **Hotel** are equally important tokens but more frequent than **Beijing**. For a query **Beijing Hotel**, edit distance and **GES** will claim **Beijing Labs** more similar to the query than **Hotel Beijing**. We remark that for accuracy calculation, we use exact **GES** as shown in Equation 3.14. All other predicates ignore the order of words, and hence will perform well for token swap errors. Table 5.5 shows the accuracy of the predicates for a data set with only token swap errors (dataset **F2**). All other predicates had near perfect accuracy. Similar trend is observed when the percentage of duplicates and token swap error is varied.

Edit errors: Edit errors involve character insertion/ deletion/ replacement and character swap. The number of positions of a string at which edit error has occurred defines the extent of the edit error. All the predicates discussed above are robust towards low edit errors but their accuracy degrades as the extent of edit error increases. Table 5.6 shows the accuracy result for various predicates for increasing edit error in the data (datasets **F3**, **F4** and **F5**). The predicates giving near equal accuracy are grouped together. **GES** is most resilient to edit errors. Edit distance, designed to capture edit errors has aver-

Predicate group	F3	F4	F5
GES	1.0	.99	.97
BM25, HMM, LM, STfIdf w/JW	1.0	.97	.91
edit distance	.99	.97	.90
WM , WJ, Cosine	.99	.93	.85
Jaccard (Jac.), IntersectSize (Xect)	.99	.91	.81

Table 5.6: Accuracy: Only Edit Errors

age performance. BM25, STfIdf w/JW, and probabilistic predicates (LM and HMM) are competitive in catching edit errors and perform slightly better than edit distance. The weighted overlap predicates (WM and WJ) with RS weights perform equivalent to tf-idf (Cosine) but not as good as edit distance. Finally the unweighted overlap predicates Jaccard and IntersectSize perform the worst as they ignore the importance of tokens. Similar trend is observed when the percentage of erroneous duplicate is varied.

5.4.1 Comparison of predicates

Figure 5.1 shows MAP values for different predicates for the 3 classes of erroneous datasets described in Table 5.3. For the low error datasets, all the predicates perform well except edit distance, GES, IntersectSize and Jaccard. GES performs a little worse due to the presence of token swap errors, IntersectSize and Jaccard perform worse because of abbreviation errors and edit distance is the worst because of both factors.

When the error increases, the three types of errors occur in combination and edit based predicates experience large accuracy degradation. The edit based predicates are already not good at handling token swap errors and the presence of edit errors deteriorates their effectiveness since the word token weights are no longer valid. This is not the case for the qgram based predicates since edit errors affect only a small fraction of qgrams and the remaining qgram weights are still valid. Consider a query Q =Morgan Stanley

Group Inc. over dataset *CU5*, where we expect to fetch the tuples shown in Table 5.4. The qgram based predicates are able to return all the tuples at the top 5 positions in the list according to similarity values. GES is not able to capture the token swap and it ranks t_2^5 and t_4^5 at position 27 and 28 respectively. The edit distance predicate performs worse; both t_2^5 and t_4^5 are absent from the list of top 40 similar tuples. Both edit based predicates give high similarity score to tuples like **Silicon Valley Group, Inc.** for query Q primarily because of low edit distance between **Stanley** and **Valley**.

The unweighted overlap predicates ignore the importance of qgrams and hence perform worse than the predicates that incorporate weights. It is interesting to note that the weighted overlap predicates perform better than the tf-idf (**cosine**) predicate. This is due to the *RS* weighting scheme (Equation 3.5) for weight assignment of tokens which has been shown more accurate than the *idf* weighting scheme. The former captures importance of tokens more accurately than the latter. The language modeling predicates (HMM and LM), and BM25 are always the best in all the three datasets. The success of the SoftTFIDF is attributed to the underlying Jaro-Winkler word level similarity predicate which can match the words accurately even in the presence of high errors.

We also experimented with the $\text{GES}^{Jaccard}$ and GES^{apx} . Both predicates make use of a threshold θ to prune irrelevant records without calculating the exact scores. Depending on the value of θ , relevant records might also be pruned leading to a drop in accuracy. Table 5.7 shows the variation in accuracy for $\text{GES}^{Jaccard}$ and GES^{apx} for threshold values (θ) 0.7, 0.8 and 0.9 for dataset *CU1* for which GES (with no threshold) has 69.7% accuracy. For GES^{apx} we used 5 min hash signatures in order to approximate the $\text{GES}^{Jaccard}$. We observe that increasing the number of min-hash signatures takes more time without having a significant impact on accuracy (pretty soon it demonstrates diminishing returns). A small number of min hash signatures results in significant accuracy loss.

Experimental results show that for suitable thresholds $\text{GES}^{Jaccard}$ performs as good as GES and the accuracy drops as the threshold increases. GES^{apx} , being an approximation

Predicate	$\theta = 0.7$	$\theta = 0.8$	$\theta = 0.9$
$\text{GES}^{Jaccard}$	0.692	0.683	0.603
GES^{apx}	0.678	0.665	0.608

Table 5.7: Accuracy of GES Predicates for Different Thresholds

for $\text{GES}^{Jaccard}$, performs slightly worse than $\text{GES}^{Jaccard}$. Similar results were observed for other datasets.

5.5 Performance Results

In this section, we compare different predicates based on preprocessing time, query time and how well they scale when the size of the base table grows. As expected, the performance depends primarily on the size of the base table. Performance observations and trends remain relatively independent from the error rate of the underlying data sets. Thus, we present the experiments on the DBLP datasets with increasing size and medium amount of errors: 70% of erroneous duplicates, 20% extent of error, 20% token swap error and no abbreviation error.

5.5.1 Preprocessing

We divide preprocessing time for a data set to make it amenable for approximate selection queries into two phases. In the first phase, tokenization is performed. Qgrams are extracted from strings in the way described in section 5.3.3 and stored in related tables. Aggregate weighted (Cosine and BM25) and language modeling predicates (LM and HMM) are fastest in this phase, followed by overlap predicates (Xect and Jac.) with a small difference which is due to storing distinct tokens only. Combination predicates (GES^{Jac} , GES^{apx} and STfIdf w/JW) are considerably slower in this phase since they involve an extra level of tokenization into words.

In the next phase, related weights are calculated and assigned to tokens. In this phase, the fastest predicates are the overlap predicates and edit distance (ED) followed by $GES^{Jaccard}$ and SoftTFIDF that only require weight calculation for word tokens. Aggregate weighted and language modeling predicates are considerably slower since calculating weights in these predicates involves a lot of computation and creation of many intermediate tables. Language modeling (LM) is the slowest predicate among probabilistic predicates since it requires the maximum number of intermediate tables to be created and stored. GES^{apx} requires to compute min-hash signatures for the tokens separately for a number of hash functions on top of the two level tokenization and IDF weight calculation, so it is the slowest of all predicates. Figure 5.2 shows the preprocessing times for all predicates on a dataset of 10,000 records with an average length of 37 characters. GES^{apx} in this Figure employs min-hash computation utilizing 5 hash functions (min hash signature size of 5). Preprocessing time for GES^{apx} increases with increasing number of hash functions employed for min-hash signature calculation.

5.5.2 Query time

Query time for a predicate is the time taken to rank the tuples from the base table according to decreasing similarity score. Query time can also be divided into two phases: preprocessing the query string and computing similarity scores. The preprocessing part can itself be divided into tokenization and weights computation phases as done for preprocessing of the base relation. We didn't experience large variability in the time for query preprocessing among all predicates. As described in section 4.3 the score formulas for Language modeling and HMM are suitably modified by dropping query dependent terms which do not alter the similarity score order and hence, the accuracy of the predicates.

Figure 5.3 shows the average query execution time of different predicates over 100 queries on a table of 10,000 strings with an average length of 37 characters. The experimental results are consistent with our analysis. A comparison of the average query time

of the predicates shows that IntersectSize, Jaccard, WeightedMatch, WeightedJaccard, HMM, BM25 should be among the best since first, they just involve one join and second, the query token weights do not depend on *idf* and are easy to compute. We expect the Cosine predicate to follow these predicates as it has the additional overhead of calculating query weights which depend on *idf* of tokens. The Language Modeling predicate involves join of 3 tables, so it is comparatively slow. The GES based predicates are slowest of all since they involve identification of the best matching token among the tuples for each query token. GES^{apx} has been designed to efficiently approximate $GES^{Jaccard}$, so it is expected to be the fastest of all GES based predicates. Note that the filtering step of $GES^{Jaccard}$, GES^{apx} and edit distance require a suitable threshold θ . Lower value of θ results in poor filtering and high post-processing time, while higher value of θ leads to loss of similar results and hence a drop in accuracy. We used $\theta=0.8$ for the filtering step in $GES^{Jaccard}$ and GES^{apx} and $\theta=0.7$ for edit distance, since these values balance the trade-off between the performance and precision for these predicates. For GES^{apx} , we use 5 hash functions for min-hash calculation (min hash signature of 5).

5.5.3 Scalability

In order to investigate the scalability of our approach, we run experiments on DBLP datasets with sizes varying from 10k to 100k records. The variation in query time as the base table size increases is shown in Figure 5.4. The predicates with nearly equal query execution times have been grouped together. Group G1 includes predicates IntersectSize, WeightedMatch and HMM, and the group G2 includes Jaccard, WeightedJaccard, Cosine and BM25. For predicates other than combination predicates, the results are consistent with our analysis of query execution time presented in Section 5.5.2. The predicates in group G1 can be thought of having a weight of 1 for query tokens and they just require a single join to compute similar tuples. The predicates in group G2 take slightly more time than predicates in G1 since they have to calculate weights for query tokens. LM

requires join of three tables to get results so it is considerably slower than predicates in G1 and G2. For the case of combination predicates, query time depends highly on the value of threshold θ used for these predicates and the number of words in the string. We use the same thresholds we used in Section 5.5.2 for these predicates. We also limit the size of the query strings to three words in order to be able to compare the values among different datasets with other predicates. The results show that combination predicates are significantly slower than other predicates since for each query token, we need to determine the best matching token from the base tuple using an auxiliary similarity function such as Jaccard and Jaro-Winkler, apart from the time needed to calculate related weights for word tokens. GES^{apx} is the fastest in this cluster of predicates. Increasing the number of words in query strings considerably slows down these predicates. We excluded edit distance from this experiment because of its significantly poor accuracy.

5.6 Performance Enhancements

Apart from obvious ways of boosting the performance of algorithms such as modifying score formulas as described in Section 4 and building indices on relations to improve execution plans of score calculation formulas, it is possible to enhance performance of the algorithms by using filtering and pruning methods. Filtering based methods try to find a set of tuples which are promising duplicates by dropping a considerable percentage of dissimilar records without calculating exact scores. $GES^{Jaccard}$ is an example of such techniques. Filtering based enhancement techniques for declarative framework are described in detail in [16].

Pruning methods enhance the performance of algorithms mainly based on the nature of q-grams made out of strings. As results of our experiments suggest, in every data set, there is a huge number of qgrams that play very little or no role in the accuracy of predicates. Therefore, a very reasonable policy is to drop those q-grams in favor of space

and running time. One way to do so is to prune weight tables by dropping tokens with weights less than a threshold during the preprocessing or the query execution phase. This method can be effective in some predicates, however, there are two problems associated with this approach. The first problem is to find the best threshold which depends on the data set and the predicate. The other is related to the characteristics of some predicates, specially language modeling and HMM predicates, where dropping tokens will ruin the probability distributions calculated for tokens and as a result, the score formulas would fail to calculate correct similarity scores.

A better strategy that is shown to be very effective in our experiments is to prune base relation's tokens table based on IDF of tokens. It is analogous to the idea of removing **stopwords** e.g. **the**, **an** etc. from the documents for efficient keyword search. This approach has several advantages. Although some extra steps will be added to the preprocessing phase, as a results of pruning, other steps of preprocessing will be considerably faster and overall, we gain substantial performance improvement in the preprocessing phase (except for unweighted naive predicates where there is no step other than preprocessing). Since all weights are calculated from the pruned tokens table, the probability distributions of tokens will remain meaningful. The benefit for query execution time and the effect on accuracy depends on the threshold used for pruning.

Figure 5.5 shows the effect of threshold used for pruning on MAP and execution time for a dirty data set of company names. We use a threshold in the form of $MIN(idf) + rate * (MAX(idf) - MIN(idf))$ and change the rate from 0 (i.e., no pruning) to 0.5. As we can see in the figure, in the unweighted naive predicates, pruning results in a considerable gain in accuracy. This is obviously due to dropping tokens with low IDF from strings, so the similarity score for these predicates will be intersection and Jaccard coefficient of only important tokens. Interestingly, with low threshold values, accuracy of all other predicates benefit from pruning. This shows that tokens with very low IDF do not play an effective role in the similarity scores. For our example data set, a pruning

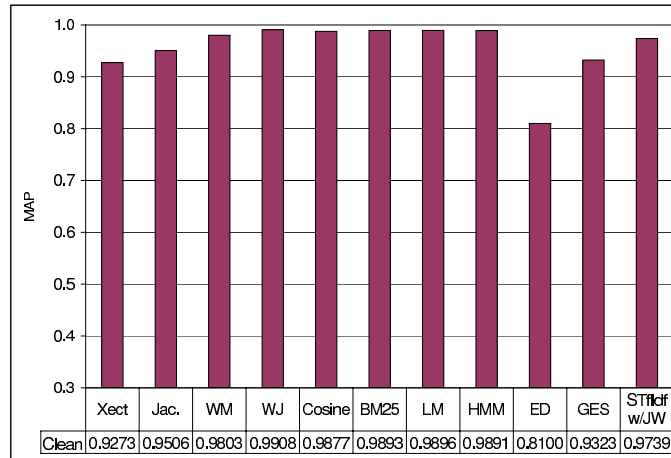
rate between 0.2 and 0.3 has the best effect on both accuracy and a remarkable effect on performance, while rate up to 0.4 results in reasonable drop in accuracy and little more gain in performance.

To further investigate the effect of pruning based on IDF on performance and accuracy of predicates, we examine the IDF distribution in our data sets. Figure 5.6 shows the distribution of IDF weights for CU1 data set. The distribution is similar in all other data sets. As it can be seen, there is a huge number of tokens with low IDF. For this data set, a pruning rate of 0.33 will drop nearly 150,000 out of 250,000 tokens which results in a huge performance gain and a very little drop in accuracy of predicates (except unweighted naive predicates that benefit from pruning as described above).

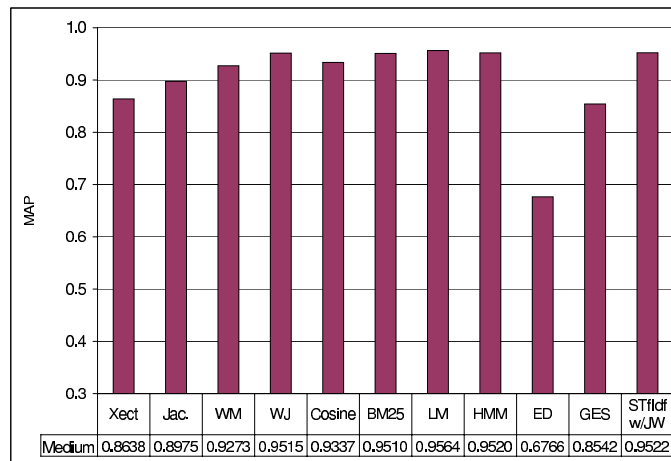
5.7 Summary of Evaluation

We presented an exhaustive evaluation of approximate selection predicates by grouping them into five classes based on their characteristics: overlap predicates, aggregate weighted predicates, edit-based predicates, combination predicates and language modeling predicates. We experimentally show how predicates in each of these classes perform in terms of accuracy, preprocessing and execution time. Within our framework, the overlap predicates are relatively efficient but have low accuracy. Edit based predicates perform worse in terms of accuracy but are relatively fast due to the filtering step they employ. The aggregate weighted predicates, specifically BM25, perform very well both in terms of accuracy and efficiency. Both the predicates from the language modeling cluster perform well in terms of accuracy. Moreover, HMM is as fast as simple overlap predicates. The combination predicates are considerably slow due to their two levels of tokenization. Among the combination predicates, GES based predicates are robust in handling edit errors but fail considerably in capturing token swap errors. SoftTFIDF with Jaro-Winkler performs nearly equal to BM25 and HMM and is among the best in

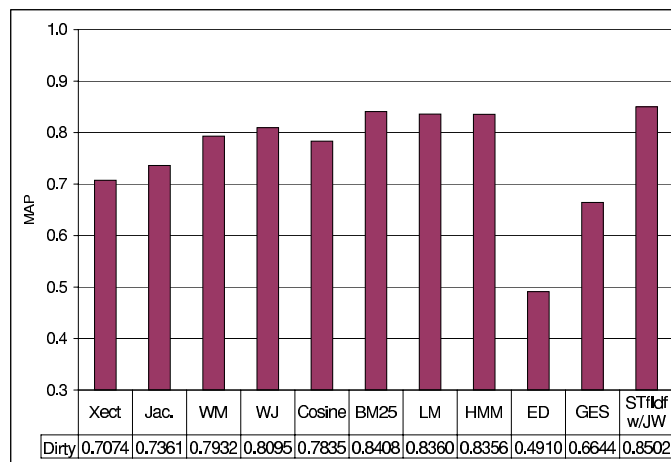
terms of accuracy, although it is the slowest predicate. This establishes the effectiveness of BM25 and HMM predicates for approximate matching in large databases.



(a) Low Error Datasets



(b) Medium Error Datasets



(c) Dirty Datasets

Figure 5.1: MAP values for different predicates on different datasets

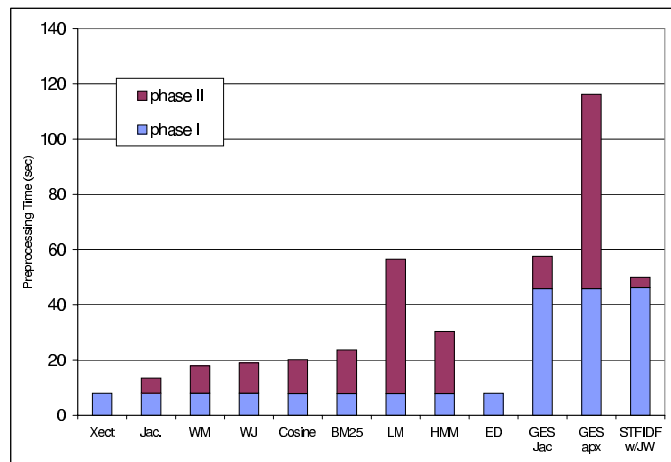


Figure 5.2: Preprocessing time of different predicates

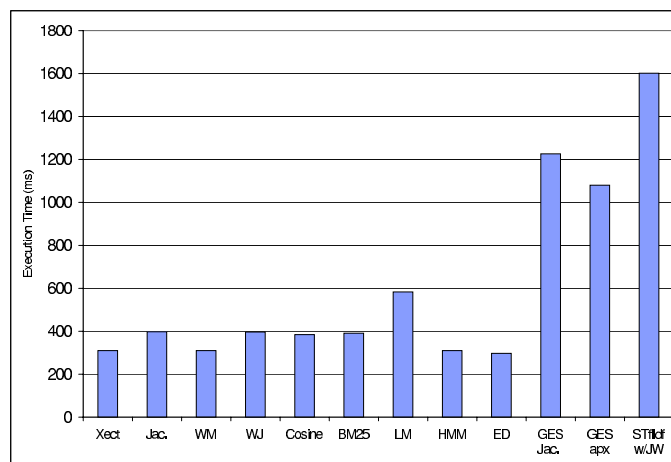


Figure 5.3: Query time of different predicates

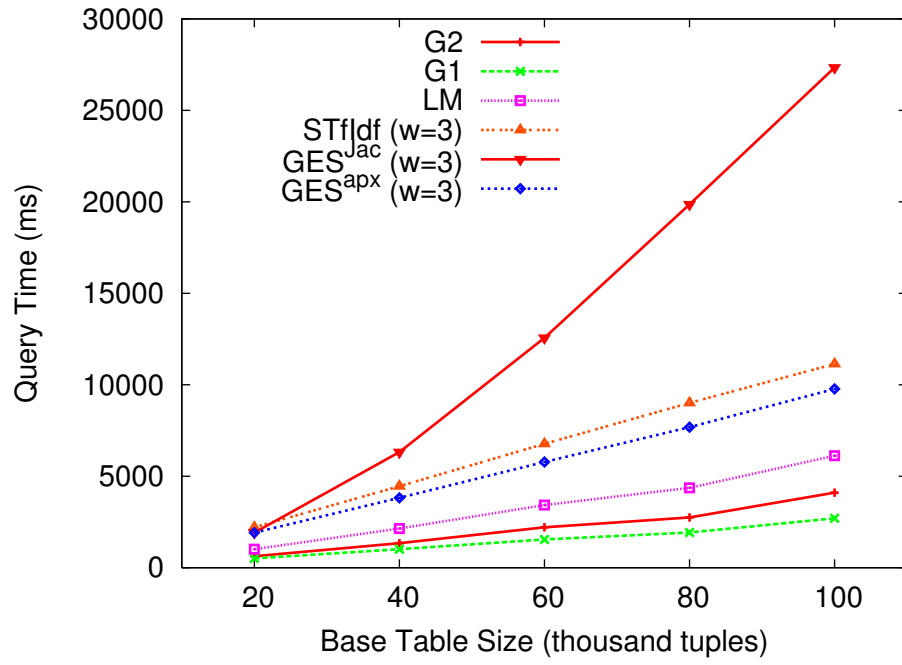


Figure 5.4: Query Time: Variation in Base Table Size

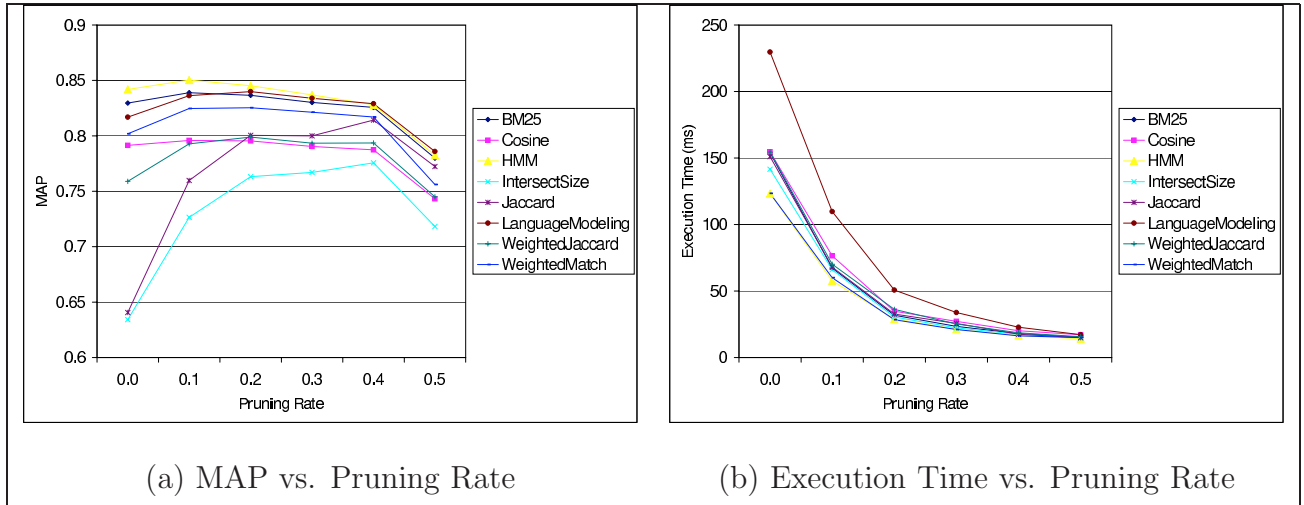


Figure 5.5: Effect of Pruning on MAP and Execution Time of Different predicates

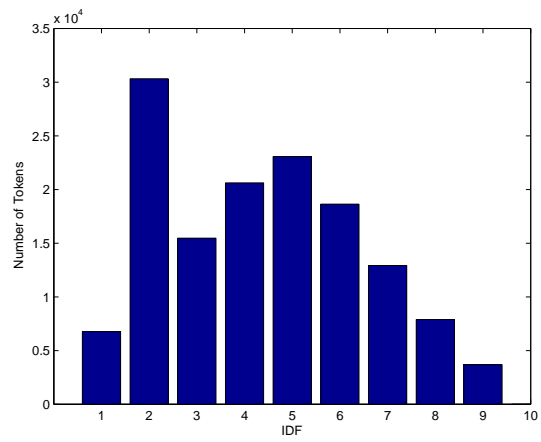


Figure 5.6: IDF distribution of qgrams of size 3 for CU1 data set

Chapter 6

Conclusions

We proposed new similarity predicates for approximate selections based on probabilistic information retrieval and presented their declarative instantiation. We presented an in-depth comparison of accuracy and performance of these new predicates along with existing predicates, grouping them into classes based on their primary characteristics. Our experiments show that the new predicates are both effective as well as efficient for data cleaning applications.

Bibliography

- [1] R. Ananthakrishna, S. Chaudhuri, and V. Ganti. Eliminating fuzzy duplicates in data warehouses. In *Proceedings of the 28th International Conference on Very Large Databases (VLDB)*, 2002.
- [2] Arvind Arasu, Venkatesh Ganti, and Raghav Kaushik. Efficient exact set-similarity joins. In *Proceedings of the 32nd international conference on Very large data bases (VLDB)*, pages 918–929. VLDB Endowment, 2006.
- [3] Andrei Z. Broder, Moses Charikar, Alan M. Frieze, and Michael Mitzenmacher. Min-wise independent permutations. *Journal of Computer and System Sciences*, 60(3):630–659, 2000.
- [4] Surajit Chaudhuri, Kris Ganjam, Venkatesh Ganti, and Rajeev Motwani. Robust and efficient fuzzy match for online data cleaning. In *SIGMOD’03: Proceedings of the 2003 ACM SIGMOD International Conference on Management of Data*, pages 313–324, June 2003.
- [5] Surajit Chaudhuri, Venkatesh Ganti, and Raghav Kaushik. A primitive operator for similarity joins in data cleaning. In *ICDE ’06: Proceedings of the 22nd International Conference on Data Engineering (ICDE)*, page 5, Washington, DC, USA, 2006. IEEE Computer Society.
- [6] William W. Cohen. Integration of heterogeneous databases without common domains using queries based on textual similarity. In *SIGMOD ’98: Proceedings of*

- the 1998 ACM SIGMOD international conference on Management of data*, pages 201–212, New York, NY, USA, 1998. ACM Press.
- [7] William W. Cohen, Pradeep Ravikumar, and Stephen E. Fienberg. A comparison of string distance metrics for name-matching tasks. In *Proceedings of IJCAI-03 Workshop on Information Integration on the Web (IIWeb-03)*, pages 73–78, 2003.
- [8] J. B. Copas and F. J. Hilton. Record linkage: statistical models for matching computer records. *Journal of the Royal Statistical Society*, pages 287–320, 1990.
- [9] Ivan P. Fellegi and Alan B. Sunter. A theory for record linkage. *Journal of the American Statistical Association*, 64(328):1183–1210, 1969.
- [10] Helena Galhardas, Daniela Florescu, Dennis Shasha, Eric Simon, and Cristian-Augustin Saita. Declarative data cleaning: Language, model, and algorithms. In *Proceedings of the International Conference on Very Large Databases (VLDB)*, pages 371–380, 2001.
- [11] Luis Gravano, Panagiotis G. Ipeirotis, H. V. Jagadish, Nick Koudas, S. Muthukrishnan, and Divesh Srivastava. Approximate string joins in a database (almost) for free. In *Proceedings of the 27th International Conference on Very Large Data Bases (VLDB)*, pages 491–500, San Francisco, CA, USA, 2001. Morgan Kaufmann Publishers Inc.
- [12] Luis Gravano, Panagiotis G. Ipeirotis, Nick Koudas, and Divesh Srivastava. Text joins for data cleansing and integration in an rdbms. In *Proceedings of the 19th International Conference on Data Engineering (ICDE)*, pages 729–731, March 2003.
- [13] Dan Gusfield. *Algorithms on strings, trees, and sequences: computer science and computational biology*. Cambridge University Press, New York, NY, USA, 1997.

- [14] Mauricio A. Hernández and Salvatore J. Stolfo. Real-world data is dirty: Data cleansing and the merge/purge problem. *Data Min. Knowl. Discov.*, 2(1):9–37, 1998.
- [15] M. A. Jaro. Advances in record linkage methodology as applied to matching the 1985 census of tampa. *Journal of the American Statistical Association*, pages 414–420, 1984.
- [16] Nick Koudas, Amit Marathe, and Divesh Srivastava. Flexible string matching against large databases in practice. In *Proceedings of the International Conference on Very Large Databases (VLDB)*, pages 1078–1086, August 2004.
- [17] Nick Koudas, Amit Marathe, and Divesh Srivastava. Spider: flexible matching in databases. In *SIGMOD '05: Proceedings of the 2005 ACM SIGMOD international conference on Management of data*, pages 876–878, New York, NY, USA, 2005. ACM Press.
- [18] Nick Koudas, Amit Marathe, and Divesh Srivastava. Using spider: an experience report. In *SIGMOD '06: Proceedings of the 2006 ACM SIGMOD international conference on Management of data*, page 719, 2006.
- [19] Nick Koudas, Sunita Sarawagi, and Divesh Srivastava. Record linkage: similarity measures and algorithms. In *SIGMOD '06: Proceedings of the 2006 ACM SIGMOD international conference on Management of data*, pages 802–803, 2006.
- [20] Nick Koudas and Divesh Srivastava. Approximate joins: Concepts and techniques. In *Proceedings of the International Conference on Very Large Databases (VLDB)*, page 1363, 2005.
- [21] David R. H. Miller, Tim Leek, and Richard M. Schwartz. A hidden markov model information retrieval system. In *Proceedings of the 22nd Annual International ACM*

- SIGIR Conference on Research and Development in Information Retrieval*, pages 214–221, August 1999.
- [22] Jay M. Ponte and W. Bruce Croft. A language modeling approach to information retrieval. In *Proceedings of the 21st Annual International ACM SIGIR Conference on Research and Development in Information Retrieval*, pages 275–281, August 1998.
- [23] L.R. Rabiner. A tutorial on hidden markov models and selected applications in speech recognition. In *Proceedings of the IEEE*, volume 77, pages 257–286, 1989.
- [24] Stephen Robertson. Understanding inverse document frequency: on theoretical arguments. *Journal of Documentation*, 60(5):503–520, 2004.
- [25] Stephen E. Robertson, Steve Walker, Micheline Hancock-Beaulieu, Mike Gatford, and A. Payne. Okapi at trec-4. In *TREC*, 1995.
- [26] Gerard Salton and Chris Buckley. Term-weighting approaches in automatic text retrieval. *Information Processing and Management*, 24(5):513–523, 1988.
- [27] Gerard Salton and Michael J. McGill. *Introduction to Modern Information Retrieval*. McGraw-Hill, Inc., New York, NY, USA, 1986.
- [28] Sunita Sarawagi and Alok Kirpal. Efficient set joins on similarity predicates. In *SIGMOD’04: Proceedings of the ACM SIGMOD International Conference on Management of Data*, pages 743–754, June 2004.
- [29] W. E. Winkler. The state of record linkage and current research problems. Technical Report RR99/04, US Bureau of the Census, 1999.

Appendix A

Data preparation SQL Statements

We assume the base relation `BASE_TABLE` has an integer tuple id attribute `tid` and a string valued attribute `string`. The following SQL statements tokenize the base relation, creating `BASE_TOKENS(tid, token)`. Assuming that the query relation `QUERY_TABLE` has a single string valued attribute `string`, the same SQL statements can be used for tokenization of the query string by removing `tid` from the statements.

A.1 Qgram generation

```
-- MAX_STR_SIZE is the maximum string length and q is the size of the qgrams.
INSERT INTO INTEGERS(i) VALUES (1), (2), ..., (MAX_STR_SIZE + (q - 1))

INSERT INTO BASE_TOKENS(tid, token)
SELECT  tid, SUBSTRING(CONCAT(SUBSTRING('$...$',1,q-1),
        UPPER( REPLACE(CONCAT(string),' ',SUBSTRING('$...$',1,q-1))),
        SUBSTRING('$...$',1,q-1)) , INTEGERS.i, q)
FROM    INTEGERS INNER JOIN BASE_TABLE ON
        INTEGERS.i <= LENGTH( REPLACE(CONCAT(string),' ',SUBSTRING('$...$',1,q-1))) + (q-1)
```

A.2 Word token generation

```

INSERT INTO BASE_TOKENS(tid, token)
SELECT  tid, SUBSTRING(CONCAT(string), 1, LOCATE(' ', CONCAT(string)) - 1)
FROM    BASE_TABLE
WHERE   LOCATE(' ', CONCAT(string)) > 0
UNION ALL
SELECT  tid, SUBSTRING(CONCAT(string), N1.I+1, N2.I - N1.I-1)
FROM    BASE_TABLE, INTEGERS N1, INTEGERS N2
WHERE   N1.I = LOCATE(' ', CONCAT(string), N1.I) AND N2.I = LOCATE(' ', CONCAT(string), N1.I + 1)
UNION ALL
SELECT  tid, SUBSTRING(CONCAT(string), LENGTH(CONCAT(string)) - LOCATE(' ', REVERSE(CONCAT(string)))+2)
FROM    BASE_TABLE
WHERE   LOCATE(' ', CONCAT(string)) > 0
UNION ALL
SELECT  tid, CONCAT(string)
FROM    BASE_TABLE
WHERE   LOCATE(' ', CONCAT(string)) = 0

```

A.3 Qgram generation of the word tokens (for combination predicates)

```

INSERT INTO BASE_QGRAMS(tid, token, qgram)
SELECT  tid, token,
        SUBSTRING(CONCAT(SUBSTRING('$...$',1,q-1), UPPER(token), SUBSTRING('$...$',1,q-1)), INTEGERS.I, q)
FROM    INTEGERS INNER JOIN BASE_TOKENS ON INTEGERS.I <= LENGTH(token) + (q-1)
GROUP BY tid, token, qgram

```

Appendix B

SQL Statements for Predicates

B.1 Overlap Predicates

B.1.1 IntersectSize

Query	
INSERT INTO INTERSECT_RESULTS(tid, score)	
SELECT	R1.tid, COUNT(*)
FROM	BASE_TOKENS R1, QUERY_TOKENS R2
WHERE	R1.token = R2.token
GROUP BY	R1.tid

B.1.2 Jaccard

Preprocessing
<pre> INSERT INTO BASE_DDL(tid, ddl) SELECT T.tid, COUNT(*) FROM BASE_TOKENS T GROUP BY T.tid INSERT INTO BASE_TOKENSDDL(tid, token, ddl) SELECT T.tid, T.token, D.ddl FROM BASE_TOKENS T, BASE_DDL D WHERE T.tid = D.tid </pre>
Query
<pre> INSERT INTO JACCARD_RESULTS(tid, score) SELECT S1.tid, COUNT(*)/(S1.ddl + S2.ddl - COUNT(*)) FROM BASE_TOKENSDDL S1, QUERY_TOKENS R2, (SELECT COUNT(*) AS ddl FROM QUERY_TOKENS T) S2 WHERE S1.token = R2.token GROUP BY S1.tid </pre>

B.1.3 WeightedMatch

Preprocessing
<pre> INSERT INTO BASE_SIZE(size) SELECT COUNT(*) FROM BASE_TABLE INSERT INTO BASE_TF(tid, token, tf) SELECT T.tid, T.token, COUNT(*) FROM BASE_TOKENS T GROUP BY T.tid, T.token INSERT INTO BASE_BMIDF(token, midf) SELECT T.token, LOG(S.SIZE - COUNT(T.tid) + 0.5) - LOG(COUNT(T.tid) + 0.5) FROM BASE_TF T, BASE_SIZE S GROUP BY T.token INSERT INTO BASE_WEIGHTS(tid, token, weight) SELECT T.tid, T.token, I.midf FROM BASE_BMIDF I, BASE_TF T WHERE I.token = T.token </pre>
Query
<pre> INSERT INTO WEIGHTEDMATCH_RESULTS(tid1, tid2, score) SELECT W1.tid, T2.tid, SUM(W1.weight) FROM BASE_WEIGHTS W1, QUERY_TOKENS T2 WHERE W1.token = T2.token GROUP BY T2.tid, W1.tid </pre>

B.1.4 WeightedJaccard

Preprocessing	
INSERT INTO BASE_SIZE(size)	
SELECT COUNT(*)	
FROM BASE_TABLE	
INSERT INTO BASE_TF(tid, token, tf)	
SELECT T.tid, T.token, COUNT(*)	
FROM BASE_TOKENS T	
GROUP BY T.tid, T.token	
INSERT INTO BASE_BMIDF(token, midf)	
SELECT T.token, LOG(S.SIZE - COUNT(T.tid) + 0.5) - LOG(COUNT(T.tid) + 0.5)	
FROM BASE_TF T, BASE_SIZE S	
GROUP BY T.token	
INSERT INTO BASE_WEIGHTS(tid, token, weight)	
SELECT T.tid, T.token, I.midf	
FROM BASE_BMIDF I, BASE_TOKENS T	
WHERE I.token = T.token	
INSERT INTO BASE_DDL(tid, ddl)	
SELECT W.tid, SUM(weight)	
FROM BASE_WEIGHTS W	
GROUP BY W.tid	
INSERT INTO BASE_TOKENSDDL(tid, token, ddl, weight)	
SELECT W.tid, W.token, D.DDL, W.WEIGHT	
FROM BASE_WEIGHTS W, BASE_DDL D	
WHERE W.tid = D.tid	
Query	
INSERT INTO WJ_RESULTS(tid, score)	
SELECT S1.tid, SUM(S1.weight)/(S1.ddl + S2.ddl - SUM(S1.weight))	
FROM BASE_TOKENSDDL S1, QUERY_TOKENS R2,	
(SELECT SUM(T.weight) AS ddl	
FROM (SELECT T.token, I.IDF AS weight	
FROM BASE_IDF I, QUERY_TOKENS T	
WHERE I.token = T.token) T) S2	
WHERE S1.token = R2.token	
GROUP BY S1.tid	

B.2 Aggregate Weighted Predicates

B.2.1 TfIdf Cosine Predicate

Preprocessing	
INSERT INTO BASE_SIZE(size)	
SELECT COUNT(*)	
FROM BASE_TABLE	
INSERT INTO BASE_IDF(token, idf)	
SELECT T.token, LOG(S.SIZE) - LOG(COUNT(DISTINCT T.tid))	
FROM BASE_TOKENS T, BASE_SIZE S	
GROUP BY T.token	
INSERT INTO BASE_TF(tid, token, tf)	
SELECT T.tid, T.token, COUNT(*)	
FROM BASE_TOKENS T	
GROUP BY T.tid, T.token	
INSERT INTO BASE_LENGTH(tid, len)	
SELECT T.tid, SQRT(SUM(I.idf*I.idf*T.tf*T.tf))	
FROM BASE_IDF I, BASE_TF T	
WHERE I.token = T.token	
GROUP BY T.tid	
INSERT INTO BASE_WEIGHTS(tid, token, weight)	
SELECT T.tid, T.token, I.idf*T.tf/L.len	
FROM BASE_IDF I, BASE_TF T, BASE_LENGTH L	
WHERE I.token = T.token AND T.tid = L.tid	

Query	
<pre> INSERT INTO COSINE_RESULTS(tid, score) SELECT R1W.tid, SUM(R1W.weight*R2W.weight) FROM BASE_WEIGHTS R1W, (SELECT T.token, QIDF.idf*QTF.tf/QLEN.length AS weight FROM (SELECT R.token, R.idf FROM QUERY_TOKENS S, BASE_IDF R WHERE S.token = R.token GROUP BY S.token) QIDF, (SELECT T.token, COUNT(*) AS tf FROM QUERY_TOKENS T GROUP BY T.tid, T.token) QTF, (SELECT SQRT(SUM(QIDF.idf*QIDF.idf*QTF.tf*QTF.tf)) AS length FROM (SELECT R.token, R.idf FROM QUERY_TOKENS S, BASE_IDF R WHERE S.token = R.token GROUP BY S.token) QIDF, (SELECT T.token, COUNT(*) AS tf FROM QUERY_TOKENS T GROUP BY T.token) QTF WHERE I.token = T.token) QLEN WHERE QIDF.token = QTF.token) R2W WHERE R1W.token = R2W.token GROUP BY R1W.tid </pre>	

B.2.2 BM25 Predicate

Preprocessing
<pre> INSERT INTO BASE_SIZE(size) SELECT COUNT(*) FROM BASE_TABLE INSERT INTO BASE_TF(tid, token, tf) SELECT T.tid, T.token, COUNT(*) FROM BASE_TOKENS T GROUP BY T.tid, T.token INSERT INTO BASE_BMIDF(token, midf) SELECT T.token, LOG(S.SIZE - COUNT(T.tid) + 0.5) - LOG(COUNT(T.tid) + 0.5) FROM BASE_TF T, BASE_SIZE S GROUP BY T.token INSERT INTO BASE_BMBASELENGTH(tid, len) SELECT T.tid, SUM(T.tf) FROM BASE_TF T GROUP BY T.tid INSERT INTO BASE_BMBASEAVGLENGTH(avglen) SELECT AVG(len) FROM BASE_BMBASELENGTH INSERT INTO BASE_BMBASEMODTF(tid, token, mtf) SELECT T.tid, T.token, (T.tf*(k_1+1)) / ((($1 - b$)+(b*L.DL/A.AVGDL))*k_1) + T.tf) FROM BASE_BMBASELENGTH L, BASE_BMBASEAVGLENGTH A,BASE_TF T WHERE L.tid = T.tid INSERT INTO BASE_BMBASEWEIGHTS(tid, token, weight) SELECT T.tid, T.token, T.mtf*I.midf FROM BASE_BMBASEMODTF T, BASE_BMIDF I WHERE T.token = I.token </pre>
Query
<pre> INSERT INTO BM25_RESULTS(tid, score) SELECT B.tid, SUM(B.weight * S.mtf) FROM BASE_BMBASEWEIGHTS B, (SELECT token, (COUNT(*)*(k_3+1) / ($k_3+COUNT(*)$)) AS mtf FROM QUERY_TOKENS T GROUP BY T.token) S WHERE B.token = S.token GROUP BY B.tid </pre>

B.3 Language Modeling Predicates

B.3.1 Language Modeling

Preprocessing
<pre> INSERT INTO BASE_TF(tid, token, tf) SELECT T.tid, T.token, COUNT(*) FROM BASE_TOKENS T GROUP BY T.tid, T.token INSERT INTO BASE_DL(tid, dl) SELECT T.tid, COUNT(*) FROM BASE_TOKENS T GROUP BY T.TI INSERT INTO BASE_PML(tid, token, pml) SELECT T.tid, T.token, T.tf/D.dl FROM BASE_TF T, BASE_DL D WHERE T.tid=D.tid INSERT INTO BASE_PAVG(tid, token, pavg) SELECT P.token, AVG(P.pml) FROM BASE_PML P GROUP BY P.token INSERT INTO BASE_FREQ(tid, token, freq) SELECT T.tid, T.token, P.pavg*D.dl FROM BASE_TF T, BASE_PAVG P, BASE_DL D WHERE T.token = P.token AND T.tid=D.tid INSERT INTO BASE_RISK(tid, token, risk) SELECT T.tid, T.token, (1.0/(1.0+Q.freq)) * (POWER(Q.freq/(1.0+Q.freq), T.tf)) FROM BASE_TF T, BASE_FREQ Q WHERE T.tid=Q.tid AND T.token = Q.token INSERT INTO BASE_TSIZE(size) SELECT COUNT(*) FROM BASE_TOKENS INSERT INTO BASE_CFCS(token, cfcs) SELECT T.token, COUNT(*) / S.size FROM BASE_TOKENS T, BASE_TSIZE S GROUP BY T.token </pre>

<pre> INSERT INTO BASE_PM(tid, token, pm) SELECT T.tid, T.token, 1E0* POWER(M.pml, 1.0-R.risk) * POWER(A.pavg, R.risk), C.cfcs FROM BASE_TF T, BASE_RISK R, BASE_PML M, BASE_PAVG A, BASE_CFCS C, BASE_TSIZE S WHERE T.tid=R.tid AND T.token = R.token AND T.tid=M.tid AND T.token = M.token AND T.token = A.token AND T.token = C.token INSERT INTO BASE_SUMCOMPMBASE(tid, sumcompm) SELECT P.tid, SUM(LOG(1.0-P.pm)) FROM BASE_PM P GROUP BY P.tid </pre>	
Query	
<pre> INSERT INTO LM_RESULTS(tid, score) SELECT B1.tid, B1.score + B2.sumcompm FROM (SELECT P1.tid, SUM(LOG(P1.pm)) - SUM(LOG(1.0-P1.pm)) - SUM(LOG(P1.cfcs)) AS score FROM BASE_PM P1, QUERY_TOKENS T2 WHERE P1.token = T2.token GROUP BY P1.tid) B1, BASE_SUMCOMPMBASE B2 WHERE B1.tid=B2.tid </pre>	

B.3.2 Hidden Markov Models

Preprocessing
<pre> INSERT INTO BASE_SIZE(size) SELECT COUNT(*) FROM BASE_TABLE INSERT INTO BASE_TF(tid, tf) SELECT T.tid, T.token, COUNT(*) FROM BASE_TOKENS T GROUP BY T.tid, T.token INSERT INTO BASE_DL(tid, dl) SELECT T.tid, COUNT(*) FROM BASE_TOKENS T GROUP BY T.tid INSERT INTO BASE_PML(tid, token, pml) SELECT T.tid, T.token, F.tf/D.dl FROM BASE_TOKENS T, BASE_TF F, BASE_DL D WHERE F.tid=T.tid AND T.token = F.token AND T.tid=D.tid INSERT INTO BASE_SUMDL(sdl) SELECT SUM(T.dl) FROM BASE_DL T INSERT INTO BASE_PTGE(token, ptge) SELECT T.token, SUM(T.tf)/D.sdl FROM BASE_TF T, BASE_SUMDL D GROUP BY T.token INSERT INTO BASE_WEIGHTSHMM(tid, token, weight) SELECT M.tid, M.token, LOG((1 + (a₁*M.pml) / (a₂*P.ptge))) FROM BASE_PTGE P, BASE_PML M WHERE P.token = M.token GROUP BY tid,token </pre>
Query
<pre> INSERT INTO HMM_SCORES(tid, score) SELECT W1.tid, EXP(SUM(W1.weight)) FROM BASE_WEIGHTS W1, QUERY_TOKENS T2 WHERE W1.token = T2.token GROUP BY W1.tid </pre>

B.4 Combination Predicates

B.4.1 GES^{Jaccard}

Preprocessing	
INSERT INTO	BASE_SIZE(size)
SELECT	COUNT(*)
FROM	BASE_TABLE
INSERT INTO	BASE_IDF(token,idf)
SELECT	T.token, LOG(S.size) - LOG(COUNT(DISTINCT T.tid))
FROM	BASE_TOKENS T, BASE_SIZE S
GROUP BY	T.token
INSERT INTO	BASE_IDFAVG(idfavg)
SELECT	AVG(I.idf)
FROM	BASE_IDF I
INSERT INTO	BASE_TOKENSIZE(tid, token, size)
SELECT	T.tid, T.token, COUNT(*)
FROM	BASE_QGRAMS T
GROUP BY	T.tid, T.TOKEN
INSERT INTO	BASE_QGRAMSTOKENSIZE(tid, token, qgram, size)
SELECT	T.tid, T.token, T.qgram, S.size
FROM	BASE_QGRAMS T, BASE_TOKENSIZE S
WHERE	T.tid = S.tid AND T.token = S.token

Query (Filtering Step)	
SELECT	MAXSIM.tid, R.string (1.0 - 1.0/q) + (1/SUM(QIDF.idf)) * SUM(QIDF.idf * (((2.0/q) * MAXSIM.maxsim))) AS score
FROM	(SELECT JAC_SIM.tid, JAC_SIM.token2, MAX(sim) AS maxsim FROM (SELECT BSIZE.tid AS tid, BSIZE.token AS token1, Q.token AS token2, COUNT(*)/(BSIZE.size + QSIZE.size - COUNT(*)) AS sim FROM BASE_QGRAMSTOKENSIZE BSIZE, QUERY_QGRAMS Q, (SELECT T.token, COUNT(*) AS size FROM QUERY_QGRAMS T GROUP BY T.token) QSIZE WHERE BSIZE.qgram = Q.qgram AND Q.token = QSIZE.token GROUP BY BSIZE.tid, BSIZE.token, Q.token) JAC_SIM GROUP BY JAC_SIM.tid, JAC_SIM.token2) MAXSIM, (SELECT R.token, R.idf FROM QUERY_TOKENS S, BASE_IDF R WHERE S.token = R.token GROUP BY S.token UNION SELECT S.token, A.IDFAVG AS idf FROM QUERY_TOKENS S, BASE_IDFAVG A WHERE S.token NOT IN (SELECT I.token FROM BASE_IDF I) GROUP BY S.token) QIDF, BASE_TABLE R
WHERE	TM.token2 = I.token AND R.tid = MAXSIM.tid
GROUP BY	TM.tid
HAVING	score >= 0

B.4.2 GES^{apx}

Preprocessing	
INSERT INTO BASE_SIZE(size)	
SELECT COUNT(*)	
FROM BASE_TABLE	
INSERT INTO BASE_IDF(token, size)	
SELECT T.token, LOG(S.size) - LOG(COUNT(DISTINCT T.tid))	
FROM BASE_TOKENS T, BASE_SIZE S	
GROUP BY T.token	
INSERT INTO BASE_IDFAVG(idfavg)	
SELECT AVG(I.idf)	
FROM BASE_IDF I	
INSERT INTO BASE_HASHFUNC(fid, func)	
SELECT N.i-1, round(rand()*MAXINT)	
FROM INTEGERS N	
LIMIT HASH_SIZE	
INSERT INTO BASE_HASHVALUE(fid, qgram, value)	
SELECT F.FID, Q.QGRAM, MOD(CONV(HEX(Q.qgram), 16, 10) * MAXINT, F.func)	
FROM BASE_HASHFUNC F, (SELECT DISTINCT QGRAM FROM BASE_QGRAMS) Q	
INSERT INTO BASE_MINHASHSIGNATURE(tid, token, fid, score)	
SELECT Q.tid, Q.token, H.fid, MIN(H.value)	
FROM BASE_QGRAMS Q, BASE_HASHVALUE H	
WHERE Q.QGRAM = H.QGRAM	
GROUP BY Q.tid, Q.token, H.fid	

Query (Filtering Step)	
SELECT	MAXSIM.tid, R.string, (1.0 - 1.0/q) + (1/SUM(I.idf)) * SUM(I.idf * (((2.0/q) * MAXSIM.maxsim))) AS score
FROM	(SELECT MH_SIM.tid, MH_SIM.token2, MAX(sim) AS maxsim FROM (SELECT BMHSIG.tid AS tid, BMHSIG.token AS token1, QMHSIG.token AS token2, COUNT(*)/H AS sim FROM BASE_MINHASHSIGNATURE BMHSIG, (SELECT Q.token, H.fid, MIN(H.value) AS value FROM QUERY_QGRAMS Q, BASE_HASHVALUE H WHERE Q.qgram = H.qgram GROUP BY Q.token, H.fid) QMHSIG WHERE BMHSIG.fid = QMHSIG.fid AND BMHSIG.value = QMHSIG.value GROUP BY BMHSIG.tid, BMHSIG.token, QMHSIG.token) MH_SIM GROUP BY MH_SIM.tid, MH_SIM.token2) MAXSIM, (SELECT R.token, R.idf FROM QUERY_TOKENS Q, BASE_IDF R WHERE Q.token = R.token GROUP BY Q.token UNION SELECT Q.token, A.IDFAVG AS idf FROM QUERY_TOKENS Q, BASE_IDFAVG A WHERE Q.token NOT IN (SELECT I.token FROM BASE_IDF I) GROUP BY Q.token) QIDF, BASE_TABLE R
WHERE	MAXSIM.token2 = I.token AND R.tid = MAXSIM.tid
GROUP BY	MAXSIM.tid
HAVING	score >= θ

B.4.3 SoftTFIDF

Preprocessing	
INSERT INTO BASE_SIZE(size)	
SELECT COUNT(*)	
FROM BASE_TABLE	
INSERT INTO BASE_IDF(token, idf)	
SELECT T.token, LOG(S.size) - LOG(COUNT(DISTINCT T.tid))	
FROM BASE_TOKENS T, BASE_SIZE S	
GROUP BY T.token	
INSERT INTO BASE_TF(tid, token, tf)	
SELECT T.tid, T.token, COUNT(*)	
FROM BASE_TOKENS T	
GROUP BY T.tid, T.token	
INSERT INTO BASE_LENGTH(tid, len)	
SELECT T.tid, SQRT(SUM(I.idf*I.idf*T.tf*T.tf))	
FROM BASE_IDF I, BASE_TF T	
WHERE I.token = T.token	
GROUP BY T.tid	
INSERT INTO BASE_WEIGHTS(tid, token, weight))	
SELECT T.tid, T.token, I.idf*T.tf/L.len	
FROM BASE_IDF I, BASE_TF T, BASE_LENGTH L	
WHERE I.token = T.token AND T.tid = L.tid	

Query	
INSERT INTO	SOFTTFIDF_RESULTS(tid, score)
SELECT	MAXTOKEN.tid, SUM(WB.weight * WQ.weight * MAXTOKEN.maxsim)
FROM	BASE_WEIGHTS WB,
	(SELECT JARO_SIM.tid, JARO_SIM.token1, JARO_SIM.token2, MAXSIM.maxsim
	FROM (SELECT JARO_SIM.tid, JARO_SIM.token2, MAX(sim) AS maxsim
	FROM (SELECT R1.tid AS tid, R1.token AS token1,
	R2.token AS token2, JaroWinkler(R1.token,R2.token) AS sim
	FROM BASE_TOKENS R1, QUERY_TOKENS R2
	WHERE JaroWinkler(R1.token,R2.token) >= θ) JARO_SIM
	GROUP BY JARO_SIM.tid, JARO_SIM.token2) MAXSIM,
	(SELECT R1.tid AS tid, R1.token AS token1,
	R2.token AS token2, JaroWinkler(R1.token,R2.token) AS sim
	FROM BASE_TOKENS R1, QUERY_TOKENS R2
	WHERE JaroWinkler(R1.token,R2.token) >= θ) JARO_SIM
	WHERE JARO_SIM.tid = MAXSIM.tid AND JARO_SIM.token2 = MAXSIM.token2
	AND MAXSIM.maxsim = JARO_SIM.sim) MAXTOKEN,
	(SELECT QTF.token, QIDF.idf*QTF.tf/QLEN.length AS weight
	FROM (SELECT R.token, R.idf
	FROM QUERY_TOKENS S, BASE_IDF R
	WHERE S.token = R.token
	GROUP BY S.token) QIDF,
	(SELECT T.token, COUNT(*) AS tf
	FROM QUERY_TOKENS T
	GROUP BY T.token) QTF,
	(SELECT QTF.tid, SQRT(SUM(QIDF.idf*QIDF.idf*QTF.tf*QTF.tf)) AS length
	FROM (SELECT R.token, R.idf
	FROM QUERY_TOKENS S, BASE_IDF R
	WHERE S.token = R.token
	GROUP BY S.token) QIDF,
	(SELECT T.token, COUNT(*) AS tf
	FROM QUERY_TOKENS T
	GROUP BY T.token) QTF
	WHERE QIDF.token = QTF.token) QLEN
	WHERE QIDF.token = T.token) WQ,
WHERE	MAXTOKEN.token2 = WQ.token AND MAXTOKEN.tid = WB.tid AND MAXTOKEN.token1 = WB.token
GROUP BY	MAXTOKEN.tid