

Magnetometry at the quantum limit of sensitivity and beyond

W. Wasilewski, K. Jensen, H. Krauter, J.J. Renema, and E.S. Polzik
*Niels Bohr Institute, Danish Quantum Optics Center QUANTOP,
 Copenhagen University, Blegdamsvej 17, 2100 Copenhagen, Denmark*

Ultimate sensitivity of metrology and sensing is defined by the fundamental principles of quantum physics. The quantum state of a system defines the magnitude of its quantum fluctuations. The optimal balance between the information about the system obtained during the measurement and the destructive back action of the measurement on the measured object is defined by the laws of quantum mechanics. Here we demonstrate how the optimal quantum measurement strategy allows us to achieve the fundamental limit of sensitivity of the oscillating magnetic field measurement set by the quantum projection noise of atoms. Using techniques developed for quantum information processing [1, 2, 3] we apply an optimal sequence of state preparation, evolution, and the back-action evading measurement to achieve the atomic projection noise limited sensitivity of $2.1 \cdot 10^{-16}$ Tesla/ $\sqrt{\text{Hz}}$ using $1.5 \cdot 10^{12}$ room temperature caesium atoms. This sensitivity is comparable with that of the current state-of-the-art atomic magnetometer [4], whereas the sensitivity per atom is a hundredfold improvement over the state of the art. We furthermore demonstrate that under certain conditions entanglement of atoms generated by a quantum nondemolition measurement improves the sensitivity of the magnetometer.

A number of measurements in physics can be viewed as a measurement of a small angle of rotation of a vector. For N_A atoms in a state with the magnetic quantum number $m_F = F$ along a quantization axis x the vector is a collective magnetic moment (spin) of the ensemble with the length $J_x = FN_A$. A magnetic field along the y axis causes a rotation of \vec{J} in the $x-z$ plane. Polarization of light propagating along z will be rotated proportional to J_z due to the Faraday effect. Ultra-sensitive atomic magnetometry is based on the measurement of this polarization rotation [5]. From a quantum mechanical point of view, this measurement is limited by quantum fluctuations (shot noise) of light, the quantum backaction noise of light onto atoms and the projection noise (PN) of atoms. PN originates from the Heisenberg uncertainty relation $\delta J_z \cdot \delta J_y \geq J_x/2$. PN is defined as fluctuations $\delta J_{z,y}^2 = J_x/2 = FN_A/2$ which follow from the uncertainty relation for independent (not entangled) atoms [6]. Recently proof-of-principle measurements have been implemented, which go beyond the PN limit with atomic ensembles, such as atom interferometry [7] and Ramsey spectroscopy [8, 9]. Quantum limits of magnetometry and advantages brought by entanglement have been theoretically considered for spin-1/2 atoms in [10, 11]. In [10], entanglement-assisted magnetometry in the two-cell configuration was proposed.

We consider the measurement of a radio-frequency (rf) magnetic field for which atomic vapour magnetometers hold the record of sensitivity [4]. In such magnetometers \vec{J} precesses at the Larmor frequency Ω around the x axis in a dc field B applied along x and an rf field B_{RF} with the frequency Ω applied in the $z-y$ plane (Fig. 1a).

The mean value of the projection of the atomic spin operator on the $y-z$ plane in the rotating frame after the rf pulse of duration τ is $\Gamma B_{RF} J_x T_2 [1 - \exp(-\tau/T_2)]$. Here T_2 is the spin decoherence time during the rf pulse and

$\Gamma = 2\pi\Omega/B = 2.2 \cdot 10^{10} \text{ rad/Tesla}$ for caesium. Equating the mean value to the PN uncertainty we get for the minimal detectable field under the PN limited measurement

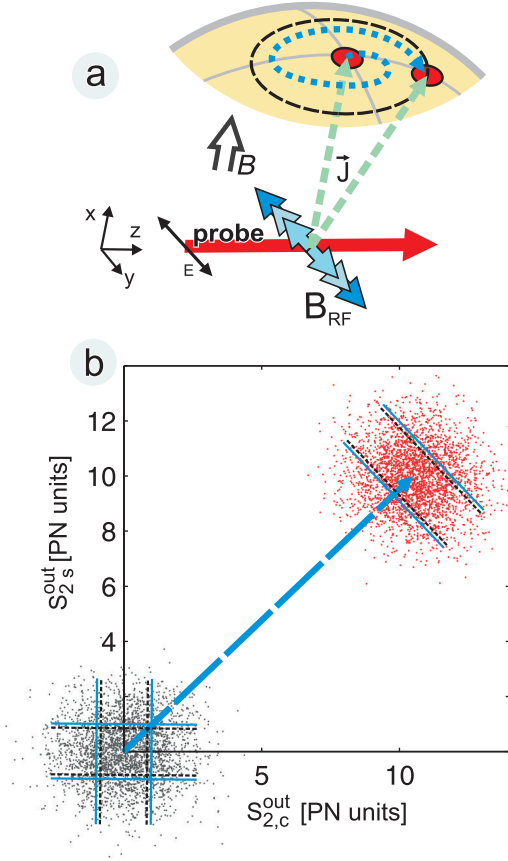
$$B_{\min} = \left[\Gamma \sqrt{2FN_A T_2} \left(1 - e^{-\tau/T_2} \right) \right]^{-1}. \quad (1)$$

Clearly the sensitivity is better with a longer T_2 . Therefore we use time resolved quantum spin state preparation (optical pumping), evolution, and measurement, as in quantum information processing protocols [2, 3], so that T_2 is not reduced by the optical pumping and/or measurement-induced decoherence.

PN limited sensitivity requires, besides elimination of the technical noise, the reduction of the back action noise of the measurement and of the shot noise of the probe light.

The back action noise comes from the Stark shift imposed by quantum fluctuations of light polarization on J_y^{lab} in the laboratory frame when J_z^{lab} is measured. Since J_z^{lab} and J_y^{lab} experience Larmor precession, both of them accumulate the back action noise which preventing the uncertainty from reaching the PN limit [1], as also discussed in [12]. As demonstrated in [1] the effect of this noise can be canceled if two atomic ensembles with orientations J_x and $-J_x$ are used. Fig. 2a presents the layout which makes use of this idea for magnetometry and allows for the back action evading measurement of the B_{RF} . The magnetometry signal is the Ω Fourier component of polarization rotation described by the \hat{S}_2 Stokes operator. In the two-cell setup \hat{S}_2 contains information about the commuting rotating frame operators $\hat{J}_{y+} = \hat{J}_{y1}^{in} + \hat{J}_{y2}^{in}$ and $\hat{J}_{z+} = \hat{J}_{z1}^{in} + \hat{J}_{z2}^{in}$ simultaneously, which are displaced by the B_{RF} .

The second source of quantum noise whose effect on the sensitivity is to be reduced is the shot noise of the probe. This is achieved by an optimal quantum mea-



surement of $\hat{J}_{z+,y+}$ engineered with a suitable interaction Hamiltonian.

The interaction Hamiltonian for the off-resonant probe and atoms spin-polarized to $m_F = 4$ is $\hat{H}_{int} \sim -\chi_a \hat{a}_-^\dagger \hat{b}^\dagger + \chi_p \hat{a}_+^\dagger \hat{b} + \text{H.c.}$ where the first/second term describes forward scattering of a probe light into the low/high frequency sideband modes $\hat{a}_\pm = \hat{a}(\omega \pm \Omega)$

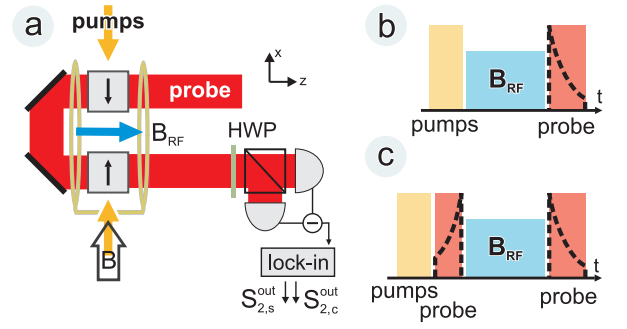


FIG. 2: (a) Experimental setup. Magnetically shielded cubic 22mm paraffin coated cells filled with caesium are placed in the dc field $B = 0.92$ Gauss corresponding to the Larmor frequency $\Omega = 322$ kHz. The signal, as discussed in the text, is the Stokes operator \hat{S}_2^{out} proportional to the differential photocurrent from two detectors which register light polarized at 45° and -45° with respect to the input probe polarization (HWP - half wave plate). The lock-in amplifier measures the $\cos \Omega t$ and $\sin \Omega t$ components of the photocurrent, which are then multiplied by a suitable exponential function $e^{-\gamma t}$ and integrating over the measurement time. (b) Pulse sequence for projection noise limited magnetometry. The temporal mode function for the probe is shown with a dashed black curve. (c) Pulse sequence and temporal modes for entanglement-assisted magnetometry.

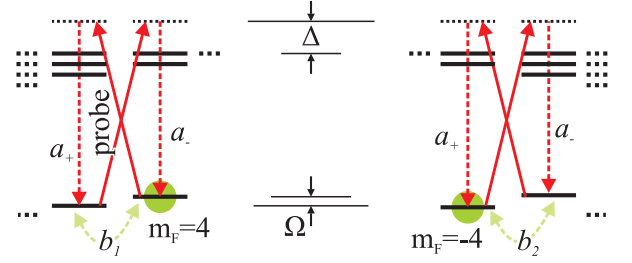


FIG. 3: Level scheme and optical fields used in the magnetometer. The probe is blue detuned by $\Delta = 850$ MHz from the $F = 4 \rightarrow F = 5$ hyperfine component of the $D2$ line at 852 nm. The diagrams on the left and on the right correspond to the two cells used in the experiment.

(Fig.3) mediated by the collective atomic coherence $\hat{b} = e^{i\Omega t}/\sqrt{N_A} \sum_{k=1}^{N_A} |m_F = 4\rangle_k \langle m_F = 3|_k$. Those operators are directly connected to the Stokes operator $\hat{S}_2(t) = e^{-i\Omega t} \sqrt{\Phi} (\hat{a}_- + \hat{a}_+^\dagger)/2$ where Φ is the photon flux, and to the collective spin as $\hat{J}_y = \sqrt{FN_A/2} (\hat{b} + \hat{b}^\dagger)$ and $\hat{J}_z = \sqrt{FN_A/2} (\hat{b} - \hat{b}^\dagger)/i$. For the second ensemble pumped into $m_F = -4$ (Fig. 3) the upper and lower sidebands interchange their roles in the Hamiltonian. Coefficients $\chi_{a,p}$ depend on the detuning of the probe from resonance and Clebsch-Gordan coefficients of the transitions. The above Hamiltonian which describes the alkali atom magnetometry well goes beyond the QND approximation used in [1, 2, 10, 11]. It has been first analyzed in detail in [13] and more recently in [14].

The term with χ_a describes a process of entanglement between photons and atoms used, for example, for quantum teleportation [3] and quantum repeaters [15], whereas the term with χ_p describes quantum state swapping between photons and atoms. The condition $\chi_p \geq \chi_a$ is optimal for the sensitive magnetometry, since then the probe light after the interaction contains maximal information about the spin state. For alkali atoms this condition is fulfilled for a probe polarized orthogonally to the B field, as shown in Fig. 1a.

Even in the absence of decoherence the spin state still changes during the measurement due to the light-atoms state swap with the rate $\gamma_{\text{swap}} = (\chi_p^2 - \chi_a^2)/2 = 14a_1a_2 \frac{\Phi N_a}{A^2} \left(\frac{\gamma_{\text{spont}}}{8\Delta} \frac{\lambda^2}{2\pi} \right)^2 \sim d \cdot \eta_1$ where A is the cell crosssection, γ_{spont} is the natural linewidth, d is the resonant optical depth, η_1 is the probability of probe induced spontaneous emission per 1 second, and the vector/tensor polarizabilities a_1/a_2 can be found, for example, in [16]. The longer the measurement lasts, the less information about the initial atomic state is left in the atoms. This explains [14] why the spin state should be detected by an exponentially decaying light mode: $\hat{S}_2^{\text{out}} = \int_0^T dt N_\gamma e^{-\gamma t} \hat{S}_2(t) e^{i\Omega t}$ where T is the measurement duration and N_γ is the normalization of $e^{-\gamma t}$ (Fig. 2b). The expression for the cos/sin components $\hat{S}_{2c}^{\text{out}} = \text{Re}(\hat{S}_2^{\text{out}})$ and $\hat{S}_{2s}^{\text{out}} = \text{Im}(\hat{S}_2^{\text{out}})$ can then be derived [14] from the Hamiltonian \hat{H}_{int} :

$$\hat{S}_{2c}^{\text{out}} = \hat{S}_{2c}^{\text{in}} \sqrt{1 - \xi^2 \kappa^2} + \kappa \sqrt{\frac{\Phi}{FN_A}} (\hat{J}_{y1} + \hat{J}_{y2}), \quad (2)$$

with the equation for $\hat{S}_{2s}^{\text{out}}$ obtained by the replacement $\hat{J}_y \rightarrow \hat{J}_z$. $\kappa = 1/\xi \sqrt{1 - \exp(-2\gamma_{\text{swap}}T)}$ is the light-atoms coupling constant, and $\xi = \sqrt{14a_2/a_1}$. In case of a relatively weak measurement with $\gamma_{\text{swap}}T \ll 1$, as in [1, 2], Eq. (2) reduces to the QND interaction. However, for the best quantum state estimation a strong measurement limit, $\gamma_{\text{swap}}T \gg 1$, should be utilized. Indeed, in this limit the first term in Eq. (2) responsible for the shot noise of light disappears and the output light operator faithfully reads out the spin operators. In other words, the optimized quantum measurement squeezes the probe shot noise.

The total rate of the atomic coherence decay γ_{tot} includes the coherent swap rate γ_{swap} , the spontaneous emission rate η_1 (note that $\gamma_{\text{swap}} \sim \eta_1$), collisions, and magnetic dephasing. The PN limit can be approached when $\gamma_{\text{tot}} \simeq \gamma_{\text{swap}}$, which has been achieved with a 15mW probe detuned by 850MHz. The probe decoherence is dominated by reflection at optics, since absorption in the gas is negligible.

Results of a series of measurements obtained at the temperature around 32°C corresponding to $N_A = 2 \cdot 7.2(7) \cdot 10^{11}$ are presented in Fig. 1b. N_A is found from

the Faraday rotation angle 19° of an auxiliary probe beam sent along the x axis. These data gives the sensitivity of $3.6 \cdot 10^{-16} \text{ Tesla}/\sqrt{\text{Hz}}$ which is very close to the PN limited sensitivity of $2.9 \cdot 10^{-16} \text{ Tesla}/\sqrt{\text{Hz}}$ found from Eq. (1) using the measured value of $T_2 = 32 \text{ ms}$. The optimal temporal mode function for this measurement has $\gamma_{\text{opt}} = 1.0 \text{ ms}^{-1}$ which is twice the value of $\gamma_{\text{tot}} = 0.5 \text{ ms}^{-1}$ (see Methods). The difference between γ_{tot} and $\gamma_{\text{swap}} = 0.43 \text{ ms}^{-1}$ is responsible for the experimental sensitivity being 25% above the predicted PN limited value.

The best experimental sensitivity including the duration of optical pumping (6ms), probing (1.5ms) and $\tau = 22 \text{ ms}$ is $4.2(8) \cdot 10^{-16} \text{ Tesla}/\sqrt{\text{Hz}}$. For a rotating rf field we estimate the sensitivity to be $2.1(4) \cdot 10^{-16} \text{ Tesla}/\sqrt{\text{Hz}}$. The paraffin coating permits a maximum temperature of 50°C ($N_A = 2.4 \cdot 10^{12}$), at which the measurement bandwidth is found to increase by 50% with no loss in sensitivity.

PN limited magnetometry yields the best possible sensitivity per atom achievable without entanglement. The sensitivity per atom normalized to $N_A^{-1/2}$ demonstrated here is about two orders of magnitude higher than in the state-of-the-art atomic rf magnetometry [12] where the sensitivity of $1.0 \cdot 10^{-15} \text{ Tesla}/\sqrt{\text{Hz}}$ with about $\sim 4 \cdot 10^{14}$ potassium atoms has been obtained, or in [4] where the sensitivity of $2.4 \cdot 10^{-16} \text{ Tesla}/\sqrt{\text{Hz}}$ was obtained with $\sim 10^{16}$ atoms.

We now turn to the entanglement-assisted magnetometry. If the exponentially decaying $e^{-\gamma t}$ probe mode carries the best imprint of the spin state at $t = 0$ then, by the time reversal argument, the mode $e^{\gamma t}$ should carry the best imprint of the atomic state $\hat{J}_{y1,z1}^{\text{in}} + \hat{J}_{y2,z2}^{\text{in}}$ at time t . The measurement of the Stokes operators $\hat{S}_{2c,s}^{\text{out}}$ with a probe pulse in the $e^{\gamma t}$ mode applied before the rf pulse (Fig. 2c) yields the state of atoms in the two cells which fulfils the Einstein—Podolsky—Rosen entanglement condition for macroscopic spins J_x and $-J_x$ [1]: $\Sigma_{\text{EPR}} = \text{Var}(\hat{J}_{y1}^{\text{in}} + \hat{J}_{y2}^{\text{in}}) + \text{Var}(\hat{J}_{z1}^{\text{in}} + \hat{J}_{z2}^{\text{in}}) < 2J_x$. This entanglement is detectable as correlations between the two probe pulses applied as shown in Fig. 2c. In the experiment we obtain entanglement with $\Sigma_{\text{EPR}} = 1.34(9) \cdot J_x$. Applying the optimization procedure described in the Methods section we obtain entanglement-assisted improvement of the magnetic field sensitivity of 15(1)% for up to $\tau = 2 \text{ ms}$. The life time of the entangled state is limited to about $8 \text{ ms} < T_2$ which makes entangled states useful for metrology on relatively short time scales, or equivalently for broadband signals, as discussed in [17, 18, 19].

In summary we report an optimized quantum measurement of the oscillating magnetic field operating at the projection noise limit of atoms and beyond it when assisted by entanglement of atoms. We achieve the state-of-the-art sensitivity to rf magnetic fields using 10^4 times

less atoms and five times less volume. The room temperature magnetometer presented here may be useful, for example, for detection of small quantities of particular molecules via nuclear quadrupole resonance (NQR) [4]. The two-cell setup can also serve as the magnetic gradient-meter if the direction of the probe in the second cell is flipped. Increasing the size of the cells to a 4.5 cm cube should yield the sensitivity of the order of $7 \cdot 10^{-17} \text{T}/\sqrt{\text{Hz}}$. Further enhancement of the broadband sensitivity can be achieved by using the electron-nucleus entanglement [20] or by improving on the degree of entanglement generated by the measurement which is currently limited by the light-induced collisions.

METHODS

Projection noise calibration. The probe light changes the atomic state, as described by the counterpart of Eq. (2):

$$(\hat{J}'_{y1} - \hat{J}'_{y2}) = (\hat{J}_{y1} - \hat{J}_{y2})\sqrt{1 - \xi^2\kappa^2} + \kappa\sqrt{\frac{FN_A}{\Phi}}\hat{S}_3^{in}, \quad (3)$$

where ' denotes the atomic state after the interaction and \hat{S}_3^{in} is the Stokes operator associated with the ellipticity of the input light oscillating at a frequency Ω . Using an electro-optical modulator we create a certain average value of \hat{S}_3^{in} and then calibrate it in the units of shot noise $\sqrt{\Phi}$ by homodyne detection. To determine κ^2 we first send a 1 ms pulse with $\langle\hat{S}_3^{in}\rangle = \sqrt{\Phi}$. Then we flip the sign of \hat{J}_{y2} and \hat{J}_{z2} by momentarily increasing the dc magnetic field. Finally we send a second 1 ms pulse and measure $\langle\hat{S}_2^{out}\rangle = \kappa^2$. Using κ^2 we find $\text{Var}(\hat{S}_2^{out})$ from Eq. (2) and by comparing it to directly measured noise level we calibrate the detection efficiency $\eta = 0.88(5)$.

Finally we calibrate the atomic displacement ($\langle\hat{J}_y\rangle, \langle\hat{J}_z\rangle$) caused by a particular B_{RF} field in units of PN, $\sqrt{FN_A}$. After applying the B_{RF} we send a short probe pulse with a known value of κ . Then the mean value of the homodyne signal is $\langle\hat{S}_2^{out}\rangle = \kappa\sqrt{\eta}\sqrt{\Phi/2FN_A}(\langle J_{y1} + J_{y2} \rangle + i\langle J_{z1} - J_{z2} \rangle)$.

Experimental optimization of the signal to noise ratio. The time dependent polarization rotation $\hat{S}_2^{out}(t)$ oscillating at $\Omega = 322\text{kHz}$ is detected with the resolution $\tau \approx 16\mu\text{s}$. Let us introduce a complex output $\hat{\hat{S}}_2(t) = \int_{t-\tau}^t dt' \hat{S}_2(t') e^{i\Omega_L t'}/\tau$. We measure both the average value $\langle\hat{\hat{S}}_2(t)\rangle$ as a function of time and a two-time noise correlation function $\langle\hat{\hat{S}}_2^*(t)\hat{\hat{S}}_2(t')\rangle - \langle\hat{\hat{S}}_2^*(t)\rangle\langle\hat{\hat{S}}_2(t')\rangle$. From those quantities the best estimator E_{opt} of the atomic state is calculated. We restrict ourselves to estimators which are linear in $\hat{\hat{S}}_2(t)$ and are uniquely defined by the weight function $w(t)$ used to calculate them from the experimental results $E = \int_0^T dt w^*(t)\hat{\hat{S}}_2(t)$. The S/N is just $\langle E \rangle / \sqrt{\langle |E|^2 \rangle}$. By taking the variational derivative

of this expression with respect to $w^*(t)$ we find that the optimal weight function satisfies:

$$\langle\hat{\hat{S}}_2(t)\rangle = \int dt' \left(\langle\hat{\hat{S}}_2^*(t)\hat{\hat{S}}_2(t')\rangle - \langle\hat{\hat{S}}_2^*(t)\rangle\langle\hat{\hat{S}}_2(t')\rangle \right) w_{\text{opt}}(t'). \quad (4)$$

From the data we find $w_{\text{opt}}(t)$ to be close to the function $e^{-\gamma t}$ with the decay rate $\gamma \simeq 2\gamma_{\text{tot}}$.

Optimal use of entanglement. The optimal function $w_{\text{opt}}(t)$ in the second pulse is found as detailed above. Next we find an optimal weight function for the first pulse $w_1(t)$. The associated estimator E_1 should provide maximum information about the atomic state before B_{RF} , that is, the best estimation of E in the absence of B_{RF} or of the $E - \langle E \rangle$ in its presence. Therefore the $\text{Var}(E - E_1)$ should be minimized. By taking the variational derivative the optimal $w_1(t)$ is found to satisfy

$$\langle\hat{\hat{S}}_2(t)\rangle = \int dt' \left(\langle\hat{\hat{S}}_2^*(t)\hat{\hat{S}}_2(t')\rangle - \langle\hat{\hat{S}}_2^*(t)\rangle\langle\hat{\hat{S}}_2(t')\rangle \right) w_{1,\text{opt}}(t'), \quad (5)$$

where t is in the 2nd pulse and t' is in the 1st pulse.

-
- [1] Julsgaard, B., Kozhekin, A. & Polzik, E. S. Experimental long-lived entanglement of two macroscopic objects. *Nature* **413**, 400 (2001).
 - [2] Julsgaard, B., Sherson, J., Cirac, J. I., Fiurasek, J. & Polzik, E. S. Experimental demonstration of quantum memory for light. *Nature* **432**, 482–486 (2004).
 - [3] Sherson, J. F. *et al.* Quantum teleportation between light and matter. *Nature* **443**, 557–560 (2006).
 - [4] Lee, S.-K., Sauer, K. L., Seltzer, S. J., Alem, O. & Romalis, M. V. Subfemtotesla radio-frequency atomic magnetometer for detection of nuclear quadrupole resonance. *Applied Physics Letters* **89**, 214106 (2006).
 - [5] Budker, D. & Romalis, M. Optical magnetometry. *Nat Phys* **3**, 227–234 (2007).
 - [6] Wineland, D. J., Bollinger, J. J., Itano, W. M., Moore, F. L. & Heinzen, D. J. Spin squeezing and reduced quantum noise in spectroscopy. *Phys. Rev. A* **46**, R6797–R6800 (1992).
 - [7] Esteve, J., Gross, C., Weller, A., Giovanazzi, S. & Oberthaler, M. K. Squeezing and entanglement in a bose-einstein condensate. *Nature* **455**, 1216–1219 (2008).
 - [8] Schleier-Smith, M. H., Leroux, I. D. & Vuletic, V. Reduced-quantum-uncertainty states of an ensemble of two-level atoms. arXiv:0810.2582.
 - [9] Appel, J. *et al.* Mesoscopic atomic entanglement for precision measurements beyond the standard quantum limit. *Proceedings of the National Academy of Sciences*. published online, doi:10.1073/pnas.0901550106.
 - [10] Petersen, V., Madsen, L. B. & Mølmer, K. Magnetometry with entangled atomic samples. *Phys. Rev. A* **71**, 012312 (2005).
 - [11] Stockton, J. K., Geremia, J. M., Doherty, A. C. & Mabuchi, H. Robust quantum parameter estimation: Coherent magnetometry with feedback. *Phys. Rev. A* **69**, 032109 (2004).

- [12] Savukov, I. M., Seltzer, S. J., Romalis, M. V. & Sauer, K. L. Tunable atomic magnetometer for detection of radio-frequency magnetic fields. *Phys. Rev. Lett.* **95**, 063004 (2005).
- [13] Kupriyanov, D. V., Mishina, O. S., Sokolov, I. M., Julsgaard, B. & Polzik, E. S. Multimode entanglement of light and atomic ensembles via off-resonant coherent forward scattering. *Phys. Rev. A* **71**, 032348 (2005).
- [14] Wasilewski, W. *et al.* Single mode quadrature entangled light from room temperature atomic vapour. arXiv:0907.0132.
- [15] Duan, L.-M., Lukin, M. D., Cirac, J. I. & Zoller, P. Long-distance quantum communication with atomic ensembles and linear optics. *Nature* **414**, 413 (2001).
- [16] Sherson, J., Julsgaard, B. & Polzik, E. S. *Advances in Atomic, Molecular, and Optical Physics*, chap. Deterministic atom-light quantum interface (2006).
- [17] Huelga, S. F. *et al.* Improvement of frequency standards with quantum entanglement. *Phys. Rev. Lett.* **79**, 3865–3868 (1997).
- [18] Auzinsh, M. *et al.* Can a quantum nondemolition measurement improve the sensitivity of an atomic magnetometer? *Phys. Rev. Lett.* **93**, 173002 (2004).
- [19] André, A., Sørensen, A. S. & Lukin, M. D. Stability of atomic clocks based on entangled atoms. *Phys. Rev. Lett.* **92**, 230801 (2004).
- [20] Fernholz, T. *et al.* Spin squeezing of atomic ensembles via nuclear-electronic spin entanglement. *Phys. Rev. Lett.* **101**, 073601 (2008).