

# DUAL NORMAL AND DUAL SPHERICAL CURVES IN DUAL SPACE $D^3$

Mustafa KAZAZ<sup>1</sup>, H. Hüseyin UĞURLU<sup>2</sup>, Mehmet ÖNDER<sup>1</sup>

<sup>1</sup>Celal Bayar University, Faculty of Science and Arts, Mathematics Department,  
Manisa, Turkey. e-mail: [mehmet.onder@bayar.edu.tr](mailto:mehmet.onder@bayar.edu.tr)

<sup>2</sup>Gazi University, Faculty of Education, Department of Secondary Education Science  
and Mathematics Teaching, Mathematics Teaching Programme, Ankara, Turkey

**Abstract:** In this paper, we give characterizations of dual normal and dual spherical curves in the dual space  $D^3$  and we show that dual normal curves are also dual spherical curves and they correspond to the ruled surface in  $IR^3$ .

**Keywords:** Dual Space, Dual Normal curves, E. Study Mapping.

**Mathematics Subject Classifications (2000):** 53A17, 53A25.

## 1. Introduction

In the Euclidean space  $E^3$  an oriented line  $L$  can be determined by a point  $p \in L$  and a normalized direction vector  $a$  of  $L$ , i.e.  $\|a\|=1$ . To obtain the components for  $L$ , one forms the moment vector  $a^* = p \times a$  with respect to the origin point in  $E^3$ . The two vectors  $a$  and  $a^*$  are not independent of one another; they satisfy the relationships  $\langle a, a \rangle = 1$ ,  $\langle a, a^* \rangle = 0$ . The pair  $(a, a^*)$  of the vectors  $a$  and  $a^*$ , which satisfies those relationships, is called dual unit vector [11]. The most important properties of real vector analysis are valid for the dual vectors. According to the above statement since each dual unit vector corresponds to a line of  $E^3$ , there is a one-to-one correspondence between the points of a dual unit sphere  $\tilde{S}^2$  and the oriented lines of  $E^3$ . This correspondence is known as E. Study Mapping. As a sequence of that a differentiable curve on dual unit sphere in dual space  $D^3$  represents a ruled surface which is a surface generated by moving of a line  $L$  along a curve  $\alpha(s)$  in  $E^3$  and has the parametrization  $r(s, u) = \alpha(s) + ul(s)$ , where  $\alpha(s)$  is called generating curve and  $l$ , the direction of the line  $L$ , is called rulling.

In the Euclidean space  $E^3$ , to each regular unit speed curve  $\alpha: I \subset IR \rightarrow E^3$ , with at least four continuous derivatives, it is possible to associate three mutually orthogonal unit vector fields  $T, N$  and  $B$ , called respectively the tangent, the principal normal and the binormal vector fields. The planes spanned by  $\{T, N\}$ ,  $\{T, B\}$  and  $\{N, B\}$  are known as the osculating plane, the rectifying plane and the normal plane, respectively. The curves  $\alpha: I \subset IR \rightarrow E^3$  for which the position vectors  $\alpha$  always lie in their rectifying plane, are for simplicity called *rectifying curves*. Similarly, the curves for which the position vectors  $\alpha$  always lie in their osculating plane are for simplicity called *osculating curves*; and finally, the curves for which the position vectors  $\alpha$  always lie in their normal plane are for simplicity called *normal curves* [2,4,8,14].

The characterizations of rectifying and normal curves in Euclidean space and Minkowski space have been given some authors [2,4,5,6]. The corresponding characterizations of the rectifying dual curves have been given by Yücesan and et al. [14]. They also showed that rectifying dual space curves can be stated with the aid of

dual unit spherical curves in dual space  $D^3$ . In [8], Onder has given the characterizations of dual timelike normal and dual timelike spherical curves in Dual Minkowski space  $\tilde{D}_1^3$ . He also showed that dual timelike normal curves are also dual timelike spherical curves.

In this paper, we give the characterizations of dual normal curves and dual spherical curves in dual space  $D^3$ . We also give the relationship between dual normal curves and dual spherical curves and using that relationship we show that there is a one-to-one correspondence between the dual normal curves in dual space  $D^3$  and the ruled surfaces in  $E^3$ .

## 2. Preliminaries

Dual numbers had been introduced by W. K. Clifford (1845-1879). A *dual number* has the form  $\bar{a} = (a, a^*) = a + \varepsilon a^*$  where  $a$  and  $a^*$  are real numbers and  $\varepsilon = (0, 1)$  is called dual unit with  $\varepsilon^2 = 0$  where the product of dual numbers  $\bar{a} = (a, a^*) = a + \varepsilon a^*$ ,  $\bar{b} = (b, b^*) = b + \varepsilon b^*$  is given by

$$\bar{a}\bar{b} = (a, a^*)(b, b^*) = (ab, ab^* + a^*b) = ab + \varepsilon(ab^* + a^*b).$$

We denote the set of dual numbers by  $D$ :

$$D = \{\bar{a} = a + \varepsilon a^* : a, a^* \in \mathbb{R}, \varepsilon^2 = 0\}.$$

Clifford showed that dual numbers form an algebra, not a field. The pure dual numbers  $\varepsilon a^*$  are zero divisors,  $(\varepsilon a^*)(\varepsilon b^*) = 0$ . However, the other laws of the algebra of dual numbers are the same as the laws of algebra of complex numbers. This means dual numbers form a ring over the real number field.

Now let  $f$  be a differentiable function with dual variable. Then the Maclaurin series generated by  $f$  is given by

$$f(\bar{x}) = f(x + \varepsilon x^*) = f(x) + \varepsilon x^* f'(x),$$

where  $f'(x)$  is derivative of  $f(x)$ . Then we have

$$\sin(x + \varepsilon x^*) = \sin(x) + \varepsilon x^* \cos(x),$$

$$\cos(x + \varepsilon x^*) = \cos(x) - \varepsilon x^* \sin(x).$$

Let  $D^3$  be the set of all triples of dual numbers, i.e.,

$$D^3 = \{\tilde{a} = (\bar{a}_1, \bar{a}_2, \bar{a}_3) : \bar{a}_i \in D, i = 1, 2, 3\},$$

which is called dual space. The elements of  $D^3$  are called *dual vectors*. A dual vector  $\tilde{a}$  may be expressed in the form  $\tilde{a} = a + \varepsilon a^* = (a, a^*)$ , where  $a$  and  $a^*$  are the vectors of  $\mathbb{R}^3$ . Then for any vectors  $\tilde{a} = a + \varepsilon a^*$  and  $\tilde{b} = b + \varepsilon b^*$  in  $D^3$ , the scalar product and the vector product are defined by

$$g(\tilde{a}, \tilde{b}) = g(a, b) + \varepsilon(g(a, b^*) + g(a^*, b)),$$

and

$$\tilde{a} \times \tilde{b} = a \times b + \varepsilon(a \times b^* + a^* \times b),$$

respectively.

The norm of a dual vector  $\tilde{a}$  is given by

$$\|\tilde{a}\| = \sqrt{g(\tilde{a}, \tilde{a})} = \|a\| + \varepsilon \frac{g(a, a^*)}{\|a\|}.$$

A dual vector  $\tilde{a}$  with norm 1 is called *dual unit vector*. The set of dual unit vectors is

$$\tilde{S}^2 = \{ \tilde{a} = (a_1, a_2, a_3) \in D^3 : g(\tilde{a}, \tilde{a}) = 1 \},$$

which is called *dual unit sphere*. Similarly, the set of arbitrary dual unit vectors is

$$\tilde{S}^2(r) = \{ \tilde{a} = (a_1, a_2, a_3) \in D^3 : g(\tilde{a} - \bar{c}, \tilde{a} - \bar{c}) = \bar{r}^2 \},$$

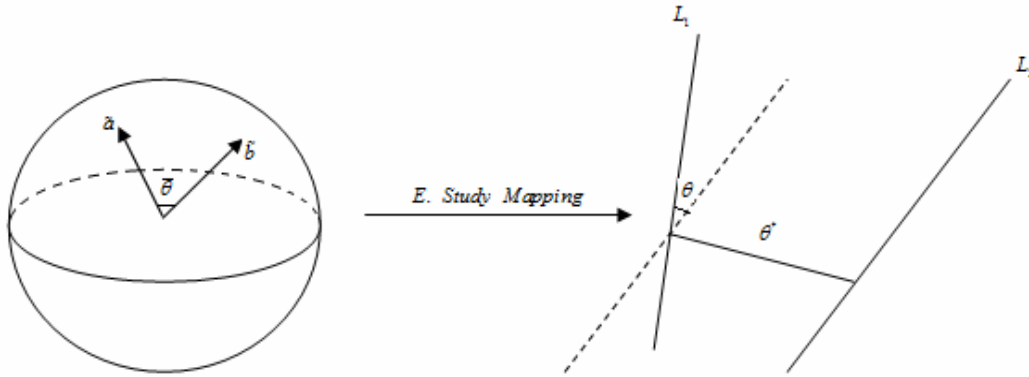
is a dual sphere with radius  $\bar{r}$  and center  $\bar{c}$ .

E. Study used dual numbers and dual vectors in his research on the geometry of lines and kinematics. He devoted special attention to the representation of directed lines by dual unit vectors and defined the mapping that is known by his name: There exists one-to-one correspondence between the vectors of dual unit sphere  $\tilde{S}^2$  and the directed lines of space of lines  $IR^3$ . By the aid of this correspondence, the properties of the spatial motion of a line can be derived. Hence, the geometry of ruled surface is represented by the geometry of dual curves on the dual unit sphere in  $D^3$ .

The angle  $\bar{\theta} = \theta + \varepsilon\theta^*$  between two dual unit vectors  $\tilde{a}, \tilde{b}$  is called *dual angle* and defined by

$$g(\tilde{a}, \tilde{b}) = \cos \bar{\theta} = \cos \theta - \varepsilon\theta^* \sin \theta.$$

By considering The E. Study Mapping the geometric interpretation of dual angle is that  $\theta$  is the real angle between lines  $L_1, L_2$  corresponding to the dual unit vectors  $\tilde{a}, \tilde{b}$  respectively, and  $\theta^*$  is the shortest distance between those lines (Fig. 1).



**Fig. 1** Dual angle between dual unit vectors and corresponding lines to those vectors

Let  $\alpha(t) = (\alpha_1(t), \alpha_2(t), \alpha_3(t))$  and  $\alpha^*(t) = (\alpha_1^*(t), \alpha_2^*(t), \alpha_3^*(t))$  be real valued curves in the space  $E^3$ . Then  $\tilde{\alpha}(t) = \alpha(t) + \varepsilon\alpha^*(t)$  is a curve in dual space  $D^3$  and is called *dual space curve*. If the real valued functions  $\alpha_i(t)$  and  $\alpha_i^*(t)$  are differentiable then the dual space curve

$$\tilde{\alpha} : I \subset IR \rightarrow D^3$$

$$\begin{aligned} t \rightarrow \tilde{\alpha}(t) &= (\alpha_1(t) + \varepsilon\alpha_1^*(t), \alpha_2(t) + \varepsilon\alpha_2^*(t), \alpha_3(t) + \varepsilon\alpha_3^*(t)) \\ &= \alpha(t) + \varepsilon\alpha^*(t) \end{aligned}$$

is differentiable in dual space  $D^3$ . The real part  $\alpha(t)$  of the dual space curve  $\tilde{\alpha} = \tilde{\alpha}(t)$  is called *indicatrix*. The dual arc-length of the dual space curve  $\tilde{\alpha}(t)$  from  $t_1$  to  $t$  is defined by

$$\bar{s} = \int_{t_1}^t \|\tilde{\alpha}'(t)\| dt = \int_{t_1}^t \|\alpha'(t)\| dt + \varepsilon \int_{t_1}^t g(T, \alpha''(t)) dt = s + \varepsilon s^*$$

where  $T$  is unit tangent vector of the indicatrix  $\alpha(t)$  which is a real space curve in  $E^3$  [14].

Let

$$\begin{aligned}\tilde{\alpha} : I \subset \mathbb{R} &\rightarrow D^3 \\ s &\rightarrow \tilde{\alpha}(s) = \alpha(s) + \varepsilon \alpha^*(s)\end{aligned}$$

be the  $C^4$ -dual curve with the arc length parameter  $s$  of the indicatrix. Then  $\tilde{\alpha}(s)$  is called an arc-length parameter dual curve. According to the E. Study Mapping, the dual space curves satisfying  $g(\tilde{\alpha}(s), \tilde{\alpha}(s)) = 1 + \varepsilon 0$  are correspond to ruled surfaces in  $\mathbb{R}^3$  whose parametric equation is given by

$$\tilde{\alpha}(s) := r(s, u) = \alpha(s) \times \alpha^*(s) + u\alpha(s).$$

Denote by  $\{\tilde{T}(s), \tilde{N}(s), \tilde{B}(s)\}$  the moving dual Frenet frame along the dual space curve  $\tilde{\alpha}(s)$  in the dual space  $D^3$ . Then  $\tilde{T}, \tilde{N}, \tilde{B}$  are the dual tangent, the dual principal normal and the dual binormal vector fields, respectively. Then for the curve  $\tilde{\alpha}$  the Frenet formulae are given by

$$\begin{bmatrix} \tilde{T}' \\ \tilde{N}' \\ \tilde{B}' \end{bmatrix} = \begin{bmatrix} 0 & \tilde{k}_1 & 0 \\ -\tilde{k}_1 & 0 & \tilde{k}_2 \\ 0 & -\tilde{k}_2 & 0 \end{bmatrix} \begin{bmatrix} \tilde{T} \\ \tilde{N} \\ \tilde{B} \end{bmatrix} \quad (1)$$

the functions  $\tilde{k}_1(s) = k_1(s) + \varepsilon k_1^*(s)$  and  $\tilde{k}_2(s) = k_2(s) + \varepsilon k_2^*(s)$  are called dual curvature and dual torsion of  $\tilde{\alpha}$  respectively [13,14]. The planes spanned by  $\{\tilde{T}, \tilde{N}\}$ ,  $\{\tilde{T}, \tilde{B}\}$  and  $\{\tilde{N}, \tilde{B}\}$  are known as the dual osculating plane, the dual rectifying plane and the dual normal plane, respectively.

### 3. Dual Normal Curves in $D^3$

In this section, we give some characterizations of the dual normal curves in dual space  $D^3$ . Let now give the definition of dual normal curve:

**Definition 3.1.** Let  $\tilde{\alpha}(s)$  be a unit speed dual curve in  $D^3$ .  $\tilde{\alpha}(s)$  is called *dual normal curve* if the position vector  $\tilde{\alpha}(s)$  satisfies the following condition,

$$\tilde{\alpha}(s) = \tilde{\lambda}(s)\tilde{N}(s) + \tilde{\mu}(s)\tilde{B}(s),$$

where  $\tilde{\lambda}(s)$  and  $\tilde{\mu}(s)$  are dual differentiable functions of arc-length parameter  $s$ .

**Theorem 3.1.** Let  $\tilde{\alpha}(s)$  be a unit speed dual normal curve in  $D^3$  with curvatures  $\tilde{k}_1(s) > 0$ ,  $\tilde{k}_2(s) \neq 0$ . Then the following statements hold:

i) The dual curvatures  $\tilde{k}_1(s)$  and  $\tilde{k}_2(s)$  satisfy the following equality

$$\frac{1}{\tilde{k}_1(s)} = \bar{c}_1 \cos\left(\int \tilde{k}_2(s)ds\right) + \bar{c}_2 \sin\left(\int \tilde{k}_2(s)ds\right).$$

(ii) The principal normal and binormal components of the position vector of the curve  $\tilde{\alpha}(s)$  are given by

$$\begin{aligned}g(\tilde{\alpha}, \tilde{N}) &= -\bar{c}_1 \cos\left(\int \tilde{k}_2(s)ds\right) - \bar{c}_2 \sin\left(\int \tilde{k}_2(s)ds\right) \\ g(\tilde{\alpha}(s), \tilde{B}) &= \bar{c}_1 \sin\left(\int \tilde{k}_2(s)ds\right) - \bar{c}_2 \cos\left(\int \tilde{k}_2(s)ds\right),\end{aligned}$$

respectively, where  $\bar{c}_1 = c_1 + \varepsilon c_1^*$ ,  $\bar{c}_2 = c_2 + \varepsilon c_2^* \in D$  and  $c_1, c_1^*, c_2, c_2^* \in \mathbb{R}$ .

Conversely, if  $\tilde{\alpha}(s)$  is a unit speed dual space curve in  $D^3$  with the curvatures  $\tilde{k}_1(s) > 0$ ,  $\tilde{k}_2(s) \neq 0$  and one of the statements (i) and (ii) holds, then  $\tilde{\alpha}$  is a dual normal curve or congruent to a dual normal curve.

**Proof:** Assume that  $\tilde{\alpha}(s)$  is a unit speed dual curve in  $D^3$ . Then, by Definition 3.1, we have

$$\tilde{\alpha}(s) = \tilde{\lambda}(s)\tilde{N}(s) + \tilde{\mu}(s)\tilde{B}(s),$$

where  $\tilde{\lambda}(s)$  and  $\tilde{\mu}(s)$  are dual differentiable functions of arc-length parameter  $s$ . Differentiating this with respect to  $s$  and by applying the Frenet equations (1), we obtain

$$-\tilde{\lambda}\tilde{k}_1 = 1, \quad \tilde{\lambda}' - \tilde{\mu}\tilde{k}_2 = 0, \quad \tilde{\lambda}\tilde{k}_2 + \tilde{\mu}' = 0 \quad (2)$$

From the first and second equations in (2), we get

$$\tilde{\lambda} = -\frac{1}{\tilde{k}_1}, \quad \tilde{\mu} = -\frac{1}{\tilde{k}_2} \left( \frac{1}{\tilde{k}_1} \right)'. \quad (3)$$

Thus

$$\tilde{\alpha}(s) = -\frac{1}{\tilde{k}_1} \tilde{N} - \frac{1}{\tilde{k}_2} \left( \frac{1}{\tilde{k}_1} \right)' \tilde{B}. \quad (4)$$

Further, from the third equation in (2) and using (3) we find the following differential equation

$$\left[ \frac{1}{\tilde{k}_2} \left( \frac{1}{\tilde{k}_1} \right)' \right]' + \frac{\tilde{k}_2}{\tilde{k}_1} = 0. \quad (5)$$

Putting  $\tilde{y}(s) = \frac{1}{\tilde{k}_1}$  and  $\tilde{z}(s) = \frac{1}{\tilde{k}_2}$ , equation (5) can be written as

$$(\tilde{z}(s)\tilde{y}'(s))' + \frac{\tilde{y}(s)}{\tilde{z}(s)} = 0.$$

If we change variables in the above equation as  $\tilde{t} = \int \frac{1}{\tilde{z}(s)} ds = \int \tilde{k}_2(s) ds$  then we get

$$\frac{d^2 \tilde{y}}{d\tilde{t}^2} + \tilde{y} = 0.$$

The solution of this differential equation is

$$\tilde{y} = \bar{c}_1 \cos(\tilde{t}) + \bar{c}_2 \sin(\tilde{t})$$

where  $\bar{c}_1, \bar{c}_2 \in D$ . Therefore

$$\frac{1}{\tilde{k}_1(s)} = \bar{c}_1 \cos\left(\int \tilde{k}_2(s) ds\right) + \bar{c}_2 \sin\left(\int \tilde{k}_2(s) ds\right) \quad (6)$$

Thus the statement (i) is proved. Next, substituting (6) into (3) and (4) we get

$$\begin{aligned}\tilde{\lambda} &= -\bar{c}_1 \cos\left(\int \tilde{k}_2(s)ds\right) - \bar{c}_2 \sin\left(\int \tilde{k}_2(s)ds\right), \\ \tilde{\mu} &= \bar{c}_1 \sin\left(\int \tilde{k}_2(s)ds\right) - \bar{c}_2 \cos\left(\int \tilde{k}_2(s)ds\right)\end{aligned}\quad (7)$$

and

$$\tilde{\alpha} = \left[ -\bar{c}_1 \cos\left(\int \tilde{k}_2(s)ds\right) - \bar{c}_2 \sin\left(\int \tilde{k}_2(s)ds\right) \right] \tilde{N} + \left[ \bar{c}_1 \sin\left(\int \tilde{k}_2(s)ds\right) - \bar{c}_2 \cos\left(\int \tilde{k}_2(s)ds\right) \right] \tilde{B} \quad (8)$$

From (8) we find

$$g(\tilde{\alpha}, \tilde{\alpha}) = \bar{c}_1^2 + \bar{c}_2^2, \quad (9)$$

$$g(\tilde{\alpha}, \tilde{N}) = -\bar{c}_1 \cos\left(\int \tilde{k}_2(s)ds\right) - \bar{c}_2 \sin\left(\int \tilde{k}_2(s)ds\right), \quad (10)$$

$$g(\tilde{\alpha}, \tilde{B}) = \bar{c}_1 \sin\left(\int \tilde{k}_2(s)ds\right) - \bar{c}_2 \cos\left(\int \tilde{k}_2(s)ds\right). \quad (11)$$

Consequently, we have proved (ii).

Conversely, suppose that statement (i) holds. Then we have

$$\frac{1}{\tilde{k}_1(s)} = \bar{c}_1 \cos\left(\int \tilde{k}_2(s)ds\right) + \bar{c}_2 \sin\left(\int \tilde{k}_2(s)ds\right), \quad \bar{c}_1, \bar{c}_2 \in D.$$

Differentiating this with respect to  $s$  we get

$$\left[ \frac{1}{\tilde{k}_2} \left( \frac{1}{\tilde{k}_1} \right)' \right] = -\frac{\tilde{k}_2}{\tilde{k}_1}.$$

and by applying Frenet equations, we obtain

$$\frac{d}{ds} \left[ \tilde{\alpha}(s) - \frac{1}{\tilde{k}_1} \tilde{N} - \frac{1}{\tilde{k}_2} \left( \frac{1}{\tilde{k}_1} \right)' \tilde{B} \right] = 0.$$

Consequently,  $\tilde{\alpha}$  is congruent to a dual normal curve. Next, assume that statement (ii) holds. Then (9) and (10) are satisfied. Differentiating (9) with respect to  $s$  and using (10) we find  $g(\tilde{\alpha}, \tilde{T}) = 0$ , which means that  $\tilde{\alpha}$  is dual normal curve, which proves the theorem.

From (6), (10) and (11) we have the following corollaries:

**Corollary 3.1.** *The real and dual parts of the equation (6) are given by*

$$\frac{1}{k_1(s)} = c_1 \cos\left(\int k_2(s)ds\right) + c_2 \sin\left(\int k_2(s)ds\right), \quad c_1, c_2 \in \mathbb{R},$$

and

$$\begin{aligned}-\frac{k_1^*(s)}{k_1^2(s)} &= \int k_2^*(s)ds \left( -c_1 \sin\left(\int k_2(s)ds\right) + c_2 \cos\left(\int k_2(s)ds\right) \right) \\ &\quad + c_1 \cos\left(\int k_2(s)ds\right) + c_2 \sin\left(\int k_2(s)ds\right).\end{aligned}$$

respectively. Similarly, the real and dual parts of the equations (10) and (11) are given by

$$g(\alpha, N) = -c_1 \cos\left(\int k_2(s)ds\right) - c_2 \sin\left(\int k_2(s)ds\right)$$

$$g(\alpha, N^*) + g(\alpha^*, N) = -\int k_2^*(s)ds \left( -c_1 \sin\left(\int k_2(s)ds\right) + c_2 \cos\left(\int k_2(s)ds\right) \right) \\ - c_1 \cos\left(\int k_2(s)ds\right) - c_2 \sin\left(\int k_2(s)ds\right)$$

and

$$g(\alpha, B) = c_1 \sin\left(\int k_2(s)ds\right) - c_2 \cos\left(\int k_2(s)ds\right) \\ g(\alpha, B^*) + g(\alpha^*, B) = \int k_2^*(s)ds \left( c_1 \cos\left(\int k_2(s)ds\right) + c_2 \sin\left(\int k_2(s)ds\right) \right) \\ + c_1 \sin\left(\int k_2(s)ds\right) - c_2 \cos\left(\int k_2(s)ds\right)$$

respectively, where  $\alpha, N, B$  and  $\alpha^*, N^*, B^*$  are real and dual parts of  $\tilde{\alpha}, \tilde{N}$  and  $\tilde{B}$  respectively. Here, real parts of (6), (10) and (11) are the conditions for a unit speed curve  $\alpha = \alpha(s)$  with Frenet frame  $\{T, N, B\}$  and curvatures  $k_1$  and  $k_2$  to be a normal curve in Euclidean space  $E^3$ .

Also, we see that  $g(\alpha, N^*) + g(\alpha^*, N) = \frac{k_1^*}{k_1^2}$ , i.e., dual part of equation (6) is equal to opposite sign of the dual part of equation (10). So, we can give the following corollary:

**Corollary 3.2.** Let  $\tilde{\alpha}(s)$  be a unit speed dual space curve in  $D^3$  with curvatures  $\tilde{k}_1(s) > 0$ ,  $\tilde{k}_2(s) \neq 0$ . Then  $\tilde{\alpha}(s)$  is a dual normal curve if and only if the following equality holds

$$\frac{1}{\tilde{k}_1(s)} = \frac{1}{k_1(s)} - \varepsilon \left( g(\alpha(s), N^*(s)) + g(\alpha^*(s), N(s)) \right).$$

**Theorem 3.2.** Let  $\tilde{\alpha} = \tilde{\alpha}(s)$  be a unit speed dual normal curve in  $D^3$  with curvatures  $\tilde{k}_1(s) > 0$ ,  $\tilde{k}_2(s) \neq 0$ . Then there holds

$$\frac{1}{\tilde{k}_1(s)} = \pm \sqrt{\bar{r}^2 - \bar{c}_2^2} \cos\left(\int \tilde{k}_2(s)ds\right) + \bar{c}_2 \sin\left(\int \tilde{k}_2(s)ds\right) \quad (12)$$

**Proof:** For the dual normal curve  $\tilde{\alpha} = \tilde{\alpha}(s)$  we can write  $g(\tilde{\alpha}, \tilde{\alpha}) = \bar{r}^2$ ,  $\bar{r} \in D$ . Substituting this into (9), we get  $\bar{c}_1 = \pm \sqrt{\bar{r}^2 - \bar{c}_2^2}$ . By using this last equation and (6) we obtain that (12) holds.

#### 4. Dual Spherical Curves in Dual Space $D^3$

In this section, we characterize dual curves which lie on dual sphere  $\tilde{S}^2(\bar{r})$  with radius  $\bar{r}$  and center  $\bar{c}$ .

**Theorem 4.1.** Let  $\tilde{\alpha}(s)$  be a unit speed dual curve. Then  $\tilde{\alpha}$  lies on dual sphere  $\tilde{S}^2(\bar{r})$  if and only if

$$\left( \frac{1}{\tilde{k}_1} \right)^2 + \left[ \left( \frac{1}{\tilde{k}_1} \right)' \frac{1}{\tilde{k}_2} \right]^2 = \bar{r}^2. \quad (13)$$

**Proof:** Assume that  $\tilde{\alpha}$  lies on  $\tilde{S}^2(\bar{r})$  with radius  $\bar{r}$  and let the center of  $\tilde{S}^2(\bar{r})$  be origin 0. Then

$$g(\tilde{\alpha}, \tilde{\alpha}) = \bar{r}^2.$$

Differentiations of this give first

$$g(\tilde{\alpha}, \tilde{T}) = 0, \quad (14)$$

and then

$$g(\tilde{\alpha}, \tilde{N}) = -\frac{1}{\tilde{k}_1}. \quad (15)$$

and the derivation of the last equality gives us

$$g(\tilde{\alpha}, \tilde{B}) = -\left(\frac{1}{\tilde{k}_1}\right)' \frac{1}{\tilde{k}_2} \quad (16)$$

Then, from (15) and (16) we can write

$$\tilde{\alpha} = -\frac{1}{\tilde{k}_1} \tilde{N} - \left(\frac{1}{\tilde{k}_1}\right)' \frac{1}{\tilde{k}_2} \tilde{B}. \quad (17)$$

Since we have that the radius of the sphere is  $\bar{r}^2 = \|\tilde{\alpha} - 0\|^2$  we obtain that

$$\left(\frac{1}{\tilde{k}_1}\right)^2 + \left[\left(\frac{1}{\tilde{k}_1}\right)' \frac{1}{\tilde{k}_2}\right]^2 = \bar{r}^2,$$

which completes the proof.

Conversely assume that the regular  $C^4$ -dual curve  $\tilde{\alpha}(s)$  satisfies the condition of the theorem. Let us consider the parametrized dual curve  $\tilde{\alpha} = \tilde{c}(s)$  defined by

$$\tilde{c}(s) = (\tilde{\alpha} + \frac{1}{\tilde{k}_1} \tilde{N} + \left(\frac{1}{\tilde{k}_1}\right)' \frac{1}{\tilde{k}_2} \tilde{B})(s), \quad (18)$$

and the function  $\bar{r}(s)$  defined by

$$\bar{r}^2 = [\tilde{\alpha} - \tilde{c}]^2 = \left(\frac{1}{\tilde{k}_1}\right)^2 + \left[\left(\frac{1}{\tilde{k}_1}\right)' \frac{1}{\tilde{k}_2}\right]^2. \quad (19)$$

If we differentiate (18) and (19) and make use of Frenet formulae, the result is  $\tilde{c}' = 0$ ,  $\bar{r}' = 0$ . Therefore, the parametrized curve  $\tilde{\alpha} = \tilde{c}(s)$  reduces to a point  $\bar{c}$  and the function  $\bar{r}(s)$  is a constant  $\bar{r}$ . Hence by (19),  $\tilde{\alpha}(s)$  lies on  $\tilde{S}^2(\bar{r})$  with center  $\bar{c}$  and radius  $\bar{r}$ .

**Corollary 4.1.** *The reel and dual parts of (13) are given by*

$$r^2 = \left(\frac{1}{k_1}\right)^2 + \left[\left(\frac{1}{k_1}\right)' \frac{1}{k_2}\right]^2$$

and

$$rr^* = -\frac{k_1^*}{k_1^3} - \left[\left(\frac{1}{k_1}\right)'\right]^2 \frac{k_2^*}{k_2^3} + \left(\frac{1}{k_1}\right)' \left(\frac{k_1^*}{k_1^2}\right)' \frac{1}{k_2^2},$$



respectively. Here,  $r^2$  which is the reel part of (13), characterizes a unit speed curve  $\alpha = \alpha(s)$  with Frenet frame  $\{T, N, B\}$  and curvatures  $k_1$  and  $k_2$  which lies on real unit sphere  $S^2(r)$  with radius  $r$  in  $E^3$ .

Equation (17) shows that  $\tilde{\alpha}(s)$  is a dual normal curve. So, we can give the following corollary:

**Corollary 4.2.** *Let  $\tilde{\alpha}(s)$  be a unit speed dual space curve. Then  $\tilde{\alpha}(s)$  lies on dual sphere  $\tilde{S}^2(\bar{r})$  if and only if  $\tilde{\alpha}(s)$  is a dual normal curve.*

In Corollary 4.2, if  $\bar{r} = 1$  and  $\tilde{c}$  is origin then the dual sphere  $\tilde{S}^2(\bar{r})$  becomes dual unit sphere  $\tilde{S}^2(1)$ . Thus, by considering the E. Study Mapping, we see that there is a one-to-one correspondence between dual normal curves in dual space  $D^3$  and the ruled surfaces in  $IR^3$ . So, by using Theorem 3.2 and Theorem 4.1 we can give the following theorem:

**Theorem 4.2 (E. Study Mapping of Dual Normal Curves).** *Let  $\tilde{\alpha}(s)$  be a unit speed dual normal curve with curvature  $\tilde{k}_1 \neq 0$  and torsion  $\tilde{k}_2 \neq 0$ . Then  $\tilde{\alpha}(s)$  corresponds to a ruled surfaces in  $IR^3$  if and only if one of the following equalities hold,*

$$\begin{aligned} \text{i)} \quad & \frac{1}{\tilde{k}_1(s)} = \pm \sqrt{1 - \bar{c}_2^2} \cos\left(\int \tilde{k}_2(s) ds\right) + \bar{c}_2 \sin\left(\int \tilde{k}_2(s) ds\right), \\ \text{ii)} \quad & \left(\frac{1}{\tilde{k}_1}\right)^2 + \left[\left(\frac{1}{\tilde{k}_1}\right)' \frac{1}{\tilde{k}_2}\right]^2 = 1 + \epsilon 0. \end{aligned}$$

Using Corollary 4.1, the real and dual parts of the equality in (ii) are given by

$$\left(\frac{1}{k_1}\right)^2 + \left[\left(\frac{1}{k_1}\right)' \frac{1}{k_2}\right]^2 = 1$$

and

$$-\frac{k_1^*}{k_1^3} - \left[\left(\frac{1}{k_1}\right)'\right]^2 \frac{k_2^*}{k_2^3} + \left(\frac{1}{k_1}\right)' \left(\frac{k_1^*}{k_1^2}\right)' \frac{1}{k_2^2} = 0,$$

respectively. Here, the reel part of (ii), characterizes a unit speed curve  $\alpha = \alpha(s)$  with Frenet frame  $\{T, N, B\}$  and curvatures  $k_1$  and  $k_2$  which lies on real unit sphere  $S^2$  in  $E^3$ .

Also, by Theorem 3.1, Theorem 3.2, and Corollary 3.2 we have the following corollary:

**Corollary 4.3.** *Let  $\tilde{\alpha}(s)$  be a unit speed dual curve. Then  $\tilde{\alpha}$  lies on  $\tilde{S}^2(\bar{r})$  (or a dual normal curve) if and only if there are constants  $\bar{c}_1, \bar{c}_2, \bar{r} \in D$  such that*

$$\begin{aligned}
\frac{1}{\tilde{k}_1(s)} &= \bar{c}_1 \cos\left(\int \tilde{k}_2(s)ds\right) + \bar{c}_2 \sin\left(\int \tilde{k}_2(s)ds\right) \\
&= \frac{1}{k_1(s)} - \varepsilon\left(g(\alpha(s), N^*(s)) + g(\alpha^*(s), N(s))\right) \\
&= \pm\sqrt{r^2 - \bar{c}_2^2} \cos\left(\int \tilde{k}_2(s)ds\right) + \bar{c}_2 \sin\left(\int \tilde{k}_2(s)ds\right).
\end{aligned} \tag{20}$$

Reel part of (20) which is given in Corollary 3.1 by

$$\frac{1}{k_1(s)} = c_1 \cos\left(\int k_2(s)ds\right) + c_2 \sin\left(\int k_2(s)ds\right), \quad c_1, c_2 \in \mathbb{R},$$

characterizes a unit speed curve  $\alpha(s)$  with curvatures  $k_1(s) > 0$ ,  $k_2(s) \neq 0$  which lies on real sphere  $S^2(r)$  with radius  $r$  in  $E^3$ . So we can give the following corollary:

**Corollary 4.4.** *Let  $\alpha(s)$  be a unit speed curve in  $E^3$  with curvatures  $k_1(s) > 0$ ,  $k_2(s) \neq 0$ . Then  $\alpha$  lies on  $S^2(r)$  if and only if there are constants  $c_1, c_2 \in \mathbb{R}$  such that*

$$\frac{1}{k_1(s)} = c_1 \cos\left(\int k_2(s)ds\right) + c_2 \sin\left(\int k_2(s)ds\right).$$

## 5. Example

Let consider the dual space curve  $\tilde{\alpha}(s) = \alpha(s) + \varepsilon\alpha^*(s)$  given by

$$\begin{aligned}
\tilde{\alpha}(s) &= \left( \frac{50}{68} \cos(18s) - \frac{18}{68} \cos(50s), \frac{50}{68} \sin(18s) - \frac{18}{68} \sin(50s), \frac{15}{17} \cos(16s) \right) \\
&\quad + \varepsilon \left( -\frac{9}{34} \sin(50s) - \frac{25}{68} \sin(18s), \frac{9}{34} \cos(50s) + \frac{25}{34} \cos(18s), \frac{15}{17} \sin(16s) \right)
\end{aligned} \tag{21}$$

where real and dual parts of the dual space curve  $\tilde{\alpha}(s)$  are

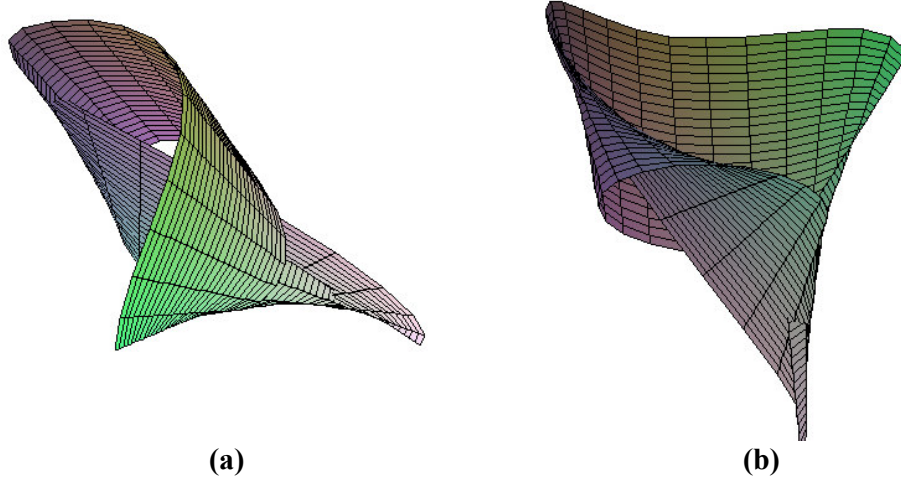
$$\alpha(s) = \left( \frac{50}{68} \cos(18s) - \frac{18}{68} \cos(50s), \frac{50}{68} \sin(18s) - \frac{18}{68} \sin(50s), \frac{15}{17} \cos(16s) \right)$$

and

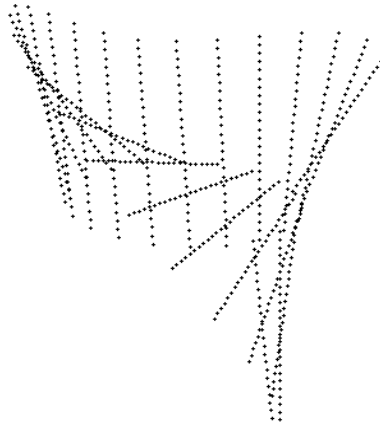
$$\alpha^*(s) = \left( -\frac{9}{34} \sin(50s) - \frac{25}{68} \sin(18s), \frac{9}{34} \cos(50s) + \frac{25}{34} \cos(18s), \frac{15}{17} \sin(16s) \right),$$

respectively. It is easily seen that  $\langle \tilde{\alpha}(s), \tilde{\alpha}(s) \rangle = 1 + \varepsilon 0$ . It means that  $\tilde{\alpha}(s)$  lies on dual unit sphere  $\tilde{S}^2$ . By Corollary 4.2  $\tilde{\alpha}(s)$  is a dual normal curve and by Theorem 4.2, it represents a ruled surface in lines space  $\mathbb{R}^3$ . From the E. Study Mapping, the corresponding ruled surface, rendered in Fig. 2, has the following parametrization

$$\begin{aligned}
r(s, u) &= \alpha(s) \times \alpha^*(s) + u\alpha(s) \\
&= \left( \frac{120}{289} \cos(34s), -\frac{260}{289} \sin(34s), \frac{8}{17} \right) \\
&\quad + u \left( \frac{50}{68} \cos(18s) - \frac{18}{68} \cos(50s), \frac{50}{68} \sin(18s) - \frac{18}{68} \sin(50s), \frac{15}{17} \cos(16s) \right).
\end{aligned}$$



**Fig. 2** The different appearances of the ruled surface  $r(s,u)$  correspond to the dual normal curve  $\tilde{\alpha}(s)$  given by (21).



**Fig. 3** The lines lying on the ruled surface  $r(s,u)$ .

## 6. Conclusions

In this study, the characterizations of dual normal and dual spherical curves are given in dual space  $D^3$ . Also, it is observed that dual normal curves are also dual spherical curves and there exists a one-to-one correspondence between the dual normal curves and the ruled surfaces.

## References

- [1] Camci, Ç., İlarslan, K. And Šućurović, E., On pseudohyperbolic curves in Minkowski space-time, *Turkish Journal of Math.*, 27, 315-328, (2003).
- [2] Chen, B. Y., When does the position vector of a space curve always lie in its rectifying plane?, *Amer. Math. Monthly*, 110, 147-152, (2003).
- [3] Ekmekçi, N. And İlarslan, K., Higher Curvatures of a Regular Curve in Lorentzian Space, *Journal of Institute of Math. And Comp. Sci.*, Vol. 11, No 2, 97-102, (1998).
- [4] İlarslan, K. Spacelike Normal Curves in Minkowski Space  $E_1^3$ , *Turk Journal of Math.*, 29, 53-63, (2005).

- [5] Ilarslan, K., Nešović, E. And Petrović-Turgašev, M., Some Characterizations of Rectifying Curves in the Minkowski 3-space, *Novi Sad J. Math.* Vol. 33, No. 2, 23-32, (2003).
- [6] Ilarslan, K., Nešović, E. And Petrović-Turgašev, M., Some Characterizations of Rectifying Curves in the Euclidean Space  $E^4$ , *Turkish Journal of Math.*, 32 (2008), 21 – 30.
- [7] Kula, L., Yayli, Y., On slant helix and its spherical indicatrix, *Appl. Math. and Comp.* 169 (2005) 600-607.
- [8] Onder M., Dual Timelike Normal and Dual Timelike Spherical Curves in Dual Minkowski Space, *SDU Journal of Science*, 1 (1-2): 77-86 (2006).
- [9] Petrović-Turgašev, M. And Šućurović, E., Some characterizations of Lorentzian spherical spacelike curves with the timelike and null principal normal, *Mathematica Moravica*, 4, 83-92, (2000).
- [10] Petrović-Turgašev, M. And Šućurović, E., Some characterizations of curves lying on the pseudohyperbolic space  $H_0^2$  in the Minkowski space  $E_1^3$ , *Kragujevac J. Math.*, 22, 71-82, (2000).
- [11] Rashad A. B., Ashwaq J. A., A New Approach to for Describing Instantaneous Line Congruence, *ARCHIVUM MATHEMATICUM (BRNO)*, Tomus 44 (2008), 223–236
- [12] Yayli Y., Caliskan A., Ugurlu H.H., The E. Study Maps of Circles on Dual Hyperbolic and Lorentzian Unit Spheres  $H_0^2$  and  $S_1^2$ , *Mathematical Proceedings of the Royal Irish Academy*, **102A** (1), 37–47, (2002).
- [13] Yücesan A., Cöken A. C., Ayyildiz N., On the Dual Darboux Rotation Axis of the Timelike Dual Space Curve, *Balkan Journal of Geometry and Its Applications*, Vol. 7, No:2, 137-142, (2002).
- [14] Yücesan A., Ayyildiz N., Cöken A. C., On Rectifying Dual Space Curves, *Rev. Mat. Complut.*, 20, no. 2, 497–506, (2007).
- [15] Wong Y. C., On an explicit characterization of spherical curves, *Proceedings of the American Math. Soc.*, 34, 239-242, (1972).
- [16] Wong Y. C., A global formulation of condition for a curve to lie in a sphere, *Monatshefte für Mathematik*, 67, 363-365, (1963).