

Observation of stable 3-vortex/anti-vortex clusters in a superfluid Bose-Einstein condensate

J. A. Seman^{1,*}, E. A. L. Henn¹, R. F. Shiozaki¹, E. R. F. Ramos¹, M. Caracanhas¹,
C. Castelo Branco¹, G. Roati², M. Haque³, K. M. F. Magalhães¹, and V. S. Bagnato¹

¹*Instituto de Física de São Carlos – USP*

C.P. 369, São Carlos – SP – Brazil – 13560-970

²*LENS and Dipartimento di Fisica, Università di Firenze,
INFN and CNR-INFN, 50019 Sesto Fiorentino, Italy*

³*Max Planck Institute for Physics of Complex Systems
Nöthnitzer Strasse 38, 01187 Dresden, Germany*

We report on the observation of stable configurations of clusters with three vortices in a ⁸⁷Rb Bose-Einstein condensate. We observe preferentially two types of 3-vortex/anti-vortex configurations. Vortices are either distributed as an equilateral triangle or as a linear array. The results are consistent with the theory where the triangular configuration is formed by vortices with the same circulation sign, while, in contrast, the linear array is constituted of a central vortex with a sign of circulation opposite to the side ones.

PACS numbers: 03.75.Lm, 67.85.De

Introduction — A variety of phenomena have become available for controlled study by the experimental realization of the Bose-Einstein Condensation (BEC) of trapped atoms [1]. Of these, the study of vortex dynamics and configurations generates particular fascination because the quantization of vorticity is a characteristic and unique feature of superfluidity.

Vortices have been produced in BECs by transferring angular momentum either by manipulation of the quantum phase and the hyperfine state of the atoms of the cloud [2] or directly by mechanical means [3, 4]. The majority of the subsequent literature has focused on externally rotated condensates, where vortices of the same circulation sign arrange into vortex lattices [5]. Vortices in condensates without external rotation display a different set of intriguing phenomena, explored to a much lesser extent. In particular, this is an ideal setup for studying vortices with different circulation, such as vortex/anti-vortex pairs, combinations of two vortices and one anti-vortex, and similar clusters. In addition, the dynamics of several vortices with the same circulation in a non-rotating condensate is different from the rotating-BEC case and remains relatively unexplored.

For vortex clusters including both circulation signs, a fundamental theoretical observation is that such clusters can form stable structures in a trapped condensate. In recent theory work [6, 7, 8], several such stationary structures in pancake-shaped or two-dimensional (2D) trapped BECs have been reported and studied. For the case of a vortex tripole (three-vortex cluster where one of them has opposite sign of circulation), a stable linear configuration exists if the interaction is large enough. This linear arrangement contains the anti-vortex at the center of the trap and the two vortices equally spaced on either side of the anti-vortex [7, 8].

In this paper, we report experimental studies of the

most stable configurations when a 3-vortex state is produced through an external oscillatory perturbation in a ⁸⁷Rb BEC held in a cigar-shaped magnetic trap. Our measurements clearly indicate the existence of stable linear structures which we interpret as the vortex/anti-vortex/vortex arrangement described above. In addition, we also find structures where the three vortices form an approximately equilateral triangle. We interpret these as three vortices with the same circulation.

In the absence of extensive experimental results on few-vortex dynamics and configurations in non-rotating trapped BECs, our analysis contributes to a relatively unexplored but intriguing direction of vortex studies. While some vortex/anti-vortex configurations have likely been created experimentally [9], a thorough analysis is lacking. By realizing the linear configuration in a cylindrical geometry, we demonstrate that the phenomenon of stationary vortex cluster configurations is robust well beyond the two-dimensional or ‘pancake’ limit. In addition, the study of the dynamics and coexistence of vortices and anti-vortices is an essential ingredient for understanding evolution to turbulence as well as decay processes.

Experimental results — The experimental setup and the vortex excitation procedure are described in detail elsewhere [4, 10]. Briefly, we start with a ⁸⁷Rb BEC with 1×10^5 atoms held in a cigar shaped magnetic trap with frequencies $\omega_z = 2\pi \times 23$ and $\omega_r = 2\pi \times 207$ Hz. Vortices are generated by applying on the BEC an oscillating quadrupolar magnetic field whose amplitude is much smaller than the trap fields. As a function of field amplitude we observe an increasing number of vortices formed, up to the limit where a vortex tangle is observed [11].

For this study, we focus on images where a clear 3-vortex configuration is observed within the condensate core. Therefore, we have restricted the amplitude and

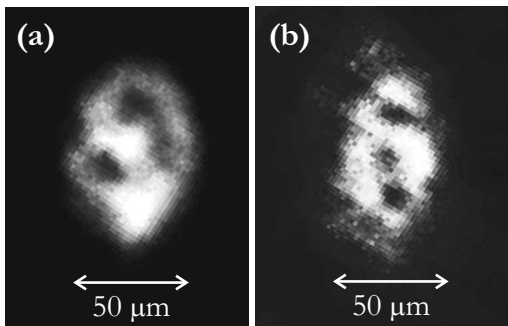


FIG. 1: Atomic optical density images showing configurations of stable vortices forming (a) an equilateral triangle, or (b) a linear array. Images were taken after 15 ms of free expansion.

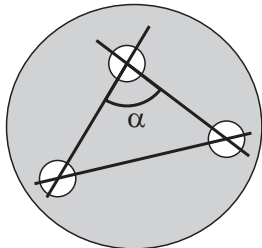


FIG. 2: Schematics of a triangular configuration of vortices, showing the largest internal angle α .

frequency of the excitation for generating only this kind of structure. We have also fixed the excitation time to 20 ms, followed by an equilibrating time of 20 ms before releasing the atoms for free expansion. This is important because different excitation times can lead to different physical situations. Vortices are produced while the BEC is still held in the trap. For our analysis we will assume that the in-trap structure is maintained during the 15 ms of time-of-flight. In fact, this is a widely used assumption in experimental vortex studies.

We observe predominantly two types of configurations. They are either distributed as an equilateral triangle, as shown in Fig. 1(a), or as a linear array, as illustrated in Fig. 1(b). Only a small minority shows a configuration hard to assign in between both configurations. We analyze the geometrical distribution of the vortices by recording the largest internal angle, α , of the triangle whose vertices are the observed vortices, as sketched in Fig. 2. The histogram of Fig. 3 summarizes our results of more than 60 independent measurements, showing the relative frequency of each 3-vortex configuration as a function of α . Two types of stable configurations have a clear prominence over the others, namely, an equilateral triangle type where the angle α is around 60° , and a linear array where $\alpha \sim 180^\circ$.

Interpretation — From previously reported work, the most stable configuration when three vortices coexist in the superfluid is a triangle. Following Aftalion and

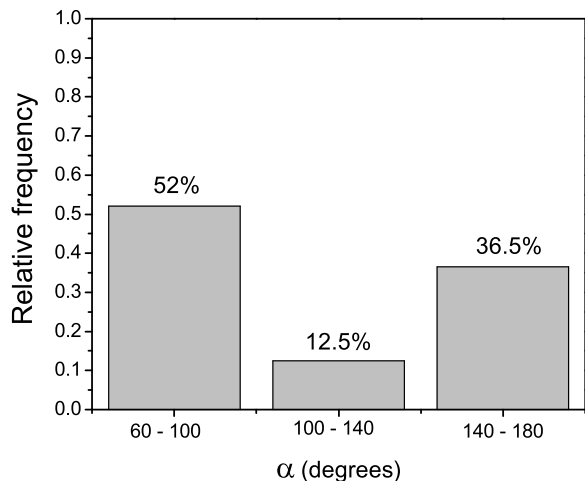


FIG. 3: Relative frequency of 3-vortex configuration as a function of the angle α .

Danaila [12], in a condensate with three vortices with same circulation sign, the most stable structure is a slightly deformed equilateral triangle. The linear array has a higher energy than the triangular configuration, hence being less stable. Therefore, if such a linear array is produced, it is expected to decay to the equilateral triangle configuration. Similar findings are presented by García-Ripoll and Pérez-García [13] during the investigation of vortex lines in an elongated BEC in a rotating trap. The triangular array is reminiscent of the Abrikosov lattice that have been observed by many authors [14]. According to these arguments, if all vortices have the same circulation direction, we would expect a much bigger occurrence of the regular triangle-type configuration when compared to the linear array. However, according to our experimental observations, the linear array seems to be almost as stable as the triangle structure. This indicates that in the linear configurations the vortex circulations are not all of the same sign.

In a recent work by the group of Möttönen [7, 8], stationary clusters involving vortices and anti-vortices are investigated in harmonically trapped BECs. That work shows that a “tripole”, a linear array with a central vortex of a given circulation sign and two opposite-sign vortices on either side, as shown in Fig. 4, is a stable 3-vortex configuration.

According to Ref. [8], the vortex tripole can exist and be stable if the interaction strength is above a certain value. For pancake-shaped condensates, the interaction strength is expressed by the effective 2D coupling parameter \tilde{g} , defined as

$$\tilde{g} = 4\sqrt{2\pi} \frac{Na}{a_r}, \quad (1)$$

with a the scattering length, $a_r = \sqrt{\hbar/m\omega_0}$ the trans-

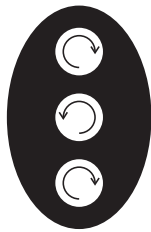


FIG. 4: Schematics of the tripole configuration of vortices. Arrows indicate the direction of the vortex circulation.

verse oscillator length and N the number of particles. Following Ref. [8] the condition for the tripole configuration to be stable is $\tilde{g} \geq 108$. For our experimental conditions, the above expression gives $\tilde{g} \approx 400$. This implies that the stable linear configuration observed in our experiment may well be a vortex tripole. The fact that our setup is not really quasi-2D indicates that the results of Ref. [8] are valid well beyond the pancake-shape limit.

From the results in Ref. [8], it is expected that the tripole survives for a time of the order of ω_0^{-1} , that for our case is about 10 ms, well within the 20 ms of waiting time before releasing the atoms from the magnetic potential. Thus tripole decay has a chance to reduce the number of observations of tripole configurations, as discussed further below. In fact, for a very long waiting time after excitation, observation of collinear 3-vortex configuration seems to be scarcer but fluctuation does not allow us to be more quantitative in this regard.

The combination of vortex/anti-vortex is most likely what is being observed. The reason is that the experimental method used here to produce vortex states has basically the same probability to produce both circulation sign vortices. Such equal chances come from the fact that the oscillatory field introduced by the extra coils modulates the equilibrium position as well as the overall trap shape introducing features that result in a vortex state of both circulation signs, as discussed in Ref. [4]. The equal chances for vortex and anti-vortex formation may well produce a mixture of vortex/anti-vortex in the sample. In this case, it is expected that in many of the observed distributions a collection of two vortices and one anti-vortex can occur. In the case of three vortices or three anti-vortices, the spatial distribution is expected to be an equilateral triangle. In the case of having two vortices with positive sign and one negative, or vice versa, the most stable configuration seems to be the tripole, which is a linear structure.

Relative abundance of configurations — If equal chances to produce vortices and anti-vortices are considered, we would expect that the probability P_{line} to excite a mixture containing one vortex with certain sign of circulation and two vortices with the opposite one would be higher than the probability $P_{triangle}$ to produce three vortices with the same signal. Considering

the data presented in Fig. 3, we have $P_{line} \approx 0.37$ and $P_{triangle} \approx 0.52$. From a simple probability consideration and assuming the production of a sequence of vortices as independent events, we would have the probability of having three vortices of the same sign as 0.25 while for having one of opposite sign among them as 0.75. That would produce a ratio 1 : 3 and not 1 : 0.7 as observed in our experiment. This mismatch is probably due to the complex dynamics occurring after vortex nucleation. If the surviving chances were equivalent, we would expect more events showing tripole configuration than triangular configuration. Decay mechanisms may, however, modify completely such a expectation. Vortex tripole may have a vortex/anti-vortex pair annihilated. Therefore, this may be indicative of higher instability for the situation composed of two vortices and one anti-vortex. As reported in [8] the cluster composed by a tripole may decay to other configurations for longer times compared to ω_0^{-1} . One possible decay channel is a migration to the borders of the condensate generating surface modes, and leaving behind a vortex dipole.

Let us consider that the tripole configuration decays exponentially, with time constant $\omega_0^{-1} \approx 10$ ms, to a dipole configuration. In that case, supposing that the tripole was generated, the probability of observing it after the 20 ms of waiting time decreases by a factor of $e^{-2} \approx 0.135$. Let us additionally consider that the triangular configuration (with all vortices of the same sign of circulation) is preserved during the waiting time. Taking all this into account, if a configuration with three vortices is initially produced, the probability of observing the triangle remains as 0.25, the probability of observing a tripole is 0.10 and the probability of observing a dipole is 0.65 (*i.e.*, the expected configuration after the tripole decay). If from these observations we only consider the configurations with three vortices, we shall have that $P_{triangle} \approx 0.715$ and $P_{line} \approx 0.285$. This is much closer to the observed values in our experiment. Since this is not the unique decay mechanism (vortex/anti-vortex pairing may also be important) the tripole configuration should be undercounted. That may explain the relative values in the histogram of Fig. 3.

Discussion — In summary, we have observed experimentally stable configurations of 3-vortex clusters where two different types are the most frequent and, consequently, considered as the most stable: the equilateral triangle geometry and the linear array. The triangular cluster type is formed by vortices with the same sign of circulation while in the linear array one of the vortices should have opposite sign.

In some sense, our work is closely related to the recent work of Scherer *et al.* [9] where different configurations of vortex/anti-vortex in a BEC were observed by merging and interfering multiples BECs. In their observation clear “almost” linear or triangle structures were present. Using various barrier strengths and ramp down

rates they observe structures with possible indication of vortex/anti-vortex combinations. Our results corroborates those of Ref. [9], although the vortex formation mechanism is quite different.

The 3-vortex results of this paper raise a number of questions highlighting poorly understood aspects of vortex physics, in particular involving non-equilibrium dynamics. Since the imaging is performed after the released condensates have expanded and have undergone aspect ratio inversion, there are several issues related to the expansion dynamics. It is not known in any detail whether or not the presence of vortex clusters affects the inversion dynamics, or how the vortex configurations are rearranged as the cloud undergoes anisotropic expansion.

Another issue raised by the current experiments is the stability of the tripole configurations in a cylindrical rather than pancake-shaped condensate, since the theoretical studies [6, 7, 8] concern flat condensates. In addition, the abundance of the linear tripole configuration seen here suggests that the scissor oscillations used to excite the condensate may stabilize the tripole configuration, perhaps counteracting the dynamical instability discussed in Ref. [8]. These effects are clearly of basic interest but are yet to be theoretically analyzed in detail.

Investigation of the dynamical stability for superfluids containing combinations of vortices and anti-vortices may constitute an alternative way to understand basic decay mechanisms of quantum turbulence and other still unexplained phenomena in those atomic systems.

This work was supported by FAPESP (research program CEPID/CEPOF), CAPES and CNPq (research

program INCT).

* Electronic address: jorge@ursa.ifsc.usp.br

- [1] M. H. Anderson *et al.*, *Science* **269** (1995).
- [2] M.R. Matthews *et al.*, *Phys. Rev. Lett.* **83**, 2498 (1999).
- [3] S. Inouye *et al.*, *Phys. Rev. Lett.* **87**, 080402 (2001); K. W. Madison *et al.*, *Phys. Rev. Lett.* **84**, 806 (2000); E. Hodby *et al.*, *Phys. Rev. Lett.* **88** 010405 (2001).
- [4] E. A. L. Henn *et al.*, *Phys. Rev. A* **79**, 043618 (2009).
- [5] K. Kasamatsu and M. Tsubota, *Prog. Low Temp. Phys.* **16**, 349 (2008); A. L. Fetter, *Rev. Mod. Phys.* **81**, 647 (2009).
- [6] L.-C. Crasovan *et al.*, *Phys. Rev. E* **66**, 036612 (2002); L.-C. Crasovan *et al.*, *Phys. Rev. A* **68**, 063609 (2003); M. Liu *et al.*, *Phys. Rev. A* **73**, 063620 (2006); A. Klein *et al.*, *Phys. Rev. A* **76**, 043602 (2007). W. Li *et al.*, *Phys. Rev. A* **77**, 053610 (2008).
- [7] M. Möttönen, S. M. M. Virtanen, T. Isoshima, and M. M. Salomaa, *Phys. Rev. A* **71**, 033626 (2005).
- [8] V. Pietilä *et al.*, *Phys. Rev. A* **74**, 023603 (2006).
- [9] D. R. Scherer *et al.*, *Phys. Rev. Lett.* **98**, 110402 (2007).
- [10] E.A.L. Henn *et al.*, *Braz. Journ. Phys.* **38**, 279 (2008).
- [11] E.A.L. Henn *et al.*, arXiv:0904.2564v1 [cond-mat.quant-gas], accepted for publication in *Phys. Rev. Lett.* (2009)
- [12] A. Aftalion and I. Danaila, *Phys. Rev. A* **68**, 023603 (2003).
- [13] J. J. García-Ripoll and V. M. Pérez-García, *Phys. Rev. A* **64**, 053611 (2001).
- [14] K. W. Madison *et al.*, *Phys. Rev. Lett.* **86**, 4443 (2001); J. R. Abo-Shaer *et al.*, *Science* **292**, 476 (2001); V. Bretin *et al.*, *Phys. Rev. Lett.* **92**, 050403 (2004).