

Adaptive Multiple Importance Sampling

JEAN-MARIE CORNUET

Department of Epidemiology and Public Health,
Imperial College, London

JEAN-MICHEL MARIN

Institut de Mathématiques et Modélisation de Montpellier,
(UMR CNRS 5149),
Université Montpellier 2 and CREST, INSEE, Paris

ANTONIETTA MIRA

Department of Economics, University of Insubria, Varese

CHRISTIAN P. ROBERT

CEREMADE, Université Paris Dauphine and CREST, INSEE, Paris

Abstract

The Adaptive Multiple Importance Sampling (AMIS) algorithm is aimed at an optimal recycling of past simulations in an iterated importance sampling scheme. The difference with earlier adaptive importance sampling implementations like Population Monte Carlo is that the importance weights of all simulated values, past as well as present, are recomputed at each iteration, following the technique of the deterministic multiple mixture estimator of Owen and Zhou (2000). Although the convergence properties of the algorithm cannot be fully investigated, we demonstrate through a challenging banana shape target distribution and a population genetics example that the improvement brought by this technique is substantial.

Keywords: adaptive importance sampling, sequential Monte Carlo, population Monte Carlo, particle filters, deterministic mixture weights, banana shape target, population genetics.

1 Introduction

Importance sampling (Rubinstein and Kroese, 2007) is a well-established simulation method used to overcome the difficulties connected with the intractability of a target distribution Π . Its shortcomings are also well-documented, in particular the degradation of its performances against the dimensionality of the problem. When computing importance weights, $\omega_i = \pi(x_i)/q(x_i)$ associated with samples $x_i \sim Q$ from an importance distribution Q , the distribution of those weights customarily deteriorates as the dimension of x increases, unless the importance distribution Q is tuned more finely against the target Π . [$\pi(x)$ and $q(x)$ are the densities of, respectively, the target and the importance distributions with respect to the same dominating measure ν (typically the Lebesgue measure) and, Q is chosen such that Π is absolutely continuous with respect to Q .] Since, in practical settings, the fine tuning of the importance distribution against the target is difficult, alternative Markov chain Monte Carlo approaches have often been advocated as being more appropriate for large dimensional problems (see Robert and Casella (2004)) but recent attempts have been made to construct importance functions that automatically adapt to the target distribution based on earlier importance samples (see, e.g. Ortiz and Kaelbling, 2000, Liu et al., 2001, Pennanen and Koivu, 2004, Rubinstein and Kroese, 2004). Those methods are called adaptive importance sampling but they also relate with particle filters (Gordon et al., 1993, Doucet et al., 2001) and sequential Monte Carlo methods (Doucet et al., 2000, Chopin, 2002, Del Moral et al., 2006).

There are many different strategies of adaptive importance sampling. For instance, the generic Population Monte Carlo (PMC) scheme of Cappé et al. (2004) can be implemented as the D -kernel (Douc et al., 2007a,b) algorithm, which tries to fit a mixture of D given kernels or importance sampling distributions in terms of either minimum variance or minimum Kullback-Leibler divergence. While this algorithm is shown to converge to the best possible solution (within the class of D kernels), it is concerned with a specific type of proposals and it still uses a small family of distributions that may fail to properly represent the target.

In this paper, we propose a novel perspective to pool together importance samples. Those importance samples originate from different importance sampling distributions and are associated with corresponding importance weights, of the form

$$\omega_i^t = \pi(x_i^t)/q_t(x_i^t), \quad (1)$$

where q_t and π are proper densities and where $x_i^t \sim Q_t$ ($0 \leq t \leq T, 1 \leq i \leq N_t$). While those T samples can be put together by keeping these original importance weights (Robert and Casella, 2004, Chapter 14), there exists a stabilising alternative called *deterministic multiple mixture* due to Veach and Guibas (1995) and popularised by Owen and Zhou (2000).

This alternative is akin to the defensive sampling approach of Hesterberg (1998) in that it consists in modifying the denominators of all importance weights ω_i^t from the density $q_t(x_i^t)$ of the distribution under which each point x_i^t was truly simulated to a mixture of all the densities that have been used for the T different samples, namely

$$\frac{1}{\sum_{j=0}^T N_j} \sum_{t=0}^T N_t q_t(x_i^T),$$

resulting into the deterministic mixture weight

$$\omega_i^t = \pi(x_i^t) / \left[\frac{1}{\sum_{j=0}^T N_j} \sum_{t=0}^T N_t q_t(x_i^t) \right]. \quad (2)$$

This idea has originally been proposed by Veach and Guibas (1995) and

$$\frac{1}{\sum_{j=0}^T N_j} \sum_{t=0}^T \sum_{i=1}^{N_t} \mathbb{E}_{Q_t}[\omega_i^t h(x_i^t)] = \sum_{t=0}^T \sum_{i=1}^{N_t} \mathbb{E}_{Q_t} \left[\frac{\pi(x_i^t)}{\sum_{t=0}^T N_t q_t(x_i^t)} h(x_i^t) \right] = \int h(x) \pi(x) \nu(dx) = \mathbb{E}_{\Pi}(h(x)). \quad (3)$$

The denomination of the *deterministic mixture weights* stems from the fact that the weights of the mixture are not estimated or varying over time. This is a major difference with the PMC schemes of Douc et al. (2007a,b) where the weights of the proposals are optimised against an efficiency criterion like the Kullback–Leibler divergence.

The novelty in our approach called AMIS (for Adaptive Multiple Importance Sampling) is that, when compared with the previous works on multiple mixtures, our family (Q_t) of importance sampling distributions is constructed sequentially *and* adaptively, in the sense that the importance sampling distribution used at each iteration t ($1 \leq t \leq T$) is based on the past $t - 1$ weighted samples. Therefore, at each step t of the algorithm,

- i. the weights of all (present and past) simulated variables x_i^l ($1 \leq l \leq t, 1 \leq i \leq N_t$) are modified, based on the current collection of proposals (importance sampling distributions) $(Q_l)_{0 \leq l \leq t}$, and
- ii. the entire collection of importance samples is used to build the next importance function.

Note that, while (ii) is a classical feature of Population Monte Carlo, most implementations that construct Q_t based on past iterations (Douc et al., 2007b, Cappé et al., 2008) only use the sample produced at the previous generation, $t - 1$.

We detail the reasons for promoting multiple mixture importance sampling in §2 and analyse some associated algorithms in §3, while discussing their theoretical properties in §4. The performances of the AMIS algorithm are tested in §5 over a challenging banana shape target distribution and in §6 over a population genetic application. This latter type of model has motivated the development of the proposed methodology. Indeed, the likelihood of a genetic model most often is not tractable and regardless of the approximation method used, its derivation involves a non-negligible cost.

2 Multiple mixtures

The modification in the importance weights from the original ratios (1) to the mixture ratios (2) may sound surprising or even paradoxical in that the simulated values (and therefore the distributions used to simulate those) have not changed. We thus detail in this section the motivations for using multiple mixtures.

There exists a fundamental methodological difficulty in using several importance functions at once. Indeed, if Π is the target density and Q_0, \dots, Q_T are T different importance functions, samples $x_1^0, \dots, x_{N_0}^0, \dots, x_1^T, \dots, x_{N_T}^T$ that are simulated from these importance functions, with associated standard importance weights $\omega_i^t = \pi(x_i^t)/q_t(x_i^t)$, can be merged together in that the empirical distribution function

$$\sum_{t,i} \omega_i^t \delta_{x_i^t}(x) / \sum_{t,i} \omega_i^t$$

produces (in the marginal sense) an output approximatively distributed from the target π . Unfortunately, this property is not sufficient to ensure that the resulting sample performs satisfactorily. For instance, if one of the importance functions q_t is associated with an infinite variance in the weights ω_i^t , i.e. if $\mathbb{E}[(w_i^t)^2] = +\infty$ for one $0 \leq t \leq T$, the potentially very large weights resulting from this importance experiment will remain very large in the cumulated sample, no matter how efficient the other importance functions are. Therefore, the poorly performing sample will overwhelmingly dominate the other samples in the final approximation and thus ruins the overall performances of the method. The conclusion of this point is that the raw mixing of importance samples and of their importance weights, when using different proposals, can be quite harmful, when compared with using a single sample, even when most proposals are efficient.

As discussed at large in Owen and Zhou (2000), using deterministic mixture as a representation of the production of the simulated sample has the potential to exploit the most efficient proposals in the sequence Q_0, \dots, Q_T without rejecting any simulated value nor sample. The poorly performing importance functions are simply eliminated through the erosion of their weights

$$\pi(x_i^t) / \frac{1}{\sum_{j=0}^T N_j} \sum_{l=0}^T N_l q_l(x_i^t)$$

as T increases. Indeed, if q_0 is the poorly performing proposal, while the q_l 's ($l > 1$) are good approximations of π , for a value x_i^0 such that $\pi(x_i^0)/q_0(x_i^0)$ is large, because $q_0(x_i^0)$ is small, $\pi(x_i^0)/\{N_0 q_0(x_i^0) + \dots + N_T q_T(x_i^0)\}$ will behave like $\pi(x_i^0)/\{N_1 q_1(x_i^0) + \dots + N_T q_T(x_i^0)\}$ and decrease to zero as T increases.

The paradoxical feature of having several acceptable importance weights for the same simulated value is well-understood in the case of Rao-Blackwellisation (Robert and Casella, 2004) and of Population Monte Carlo (Iacobucci et al., 2009). In the setting of multiple mixtures, the argument is however more intricate than the marginalisation inherent to the Rao-Blackwellisation schemes in that only the unbiasedness aspect (in the restricted sense of (3)) remains. The modification of the weights is indeed difficult to perceive as an extra Rao-Blackwell step that would eliminate the randomness related to the mixture structure, i.e. the selection of the component, since the cumulation of the samples from the components of the mixture is *not* a sample from the mixture.

3 The AMIS algorithm

3.1 The generic AMIS algorithm

As explained in the introduction, the idea at the core of the AMIS algorithm is that, for each time-step t that produces samples of sizes N_0, N_1, \dots, N_T , we can update not only the weights ω_i^t of the N_t current particles, x_i^t , but also the weights ω_i^l of all past particles x_i^l , $0 \leq l \leq t-1$. Our algorithm can thus be interpreted as a Rao-Blackwell type of importance sampling where the whole sample of $\sum_{j=0}^T N_j$ points can be envisioned of as being homogeneously sampled from a deterministic mixture made of the overall sum of proposals. (Once again, the term *deterministic mixture* is a misnomer in that the overall sample is not the outcome of a mixture simulation.)

The major difference with various PMC versions (Cappé et al., 2004, Douc et al., 2007a,b, Cappé et al., 2008) is that every single simulated value is recycled and reweighted at every step of our iterative algorithm by virtue of selecting the appropriate deterministic mixture. Indeed, at each iteration t of the algorithm, a new adaptive importance sampling distribution is constructed by using, not only the particles corresponding to the current iteration, but all the weighted particles, based on a well-chosen efficiency criterion as in earlier PMC versions (Cappé et al., 2008). In the most standard case when the proposal Q_t is parameterised, i.e. when Q_t is of the form $Q(\theta_t)$ within a parametric family of distributions $\{Q(\theta), \theta \in \Theta\}$, the adaptivity consists in estimating θ_t by $\hat{\theta}_t$ at each iteration, using all the weighted samples accumulated so far. This estimation is obtained by using a well-defined criterion. In the two next sub-sections, we present two different criteria. Intuitively, the precision of those estimators can thus only improve, because we use more and more points and because we stabilise the denominators in the importance weights. As detailed in §4, from a theoretical perspective, we can only establish partial convergence results for the AMIS estimator that corresponds to the first criterion.

A pseudo-code representation of the generic AMIS algorithm is given as follows:

Algorithm 1. Generic AMIS

At iteration $t = 0$,

- 1) Independently generate N_0 particles x_i^0 ($1 \leq i \leq N_0$) from a carefully constructed proposal Q_0 .
- 2) For $1 \leq i \leq N_0$, compute

$$\delta_i^0 = N_0 q_0(x_i^0) \quad \text{and} \quad \omega_i^0 = \pi(x_i^0) / (\delta_i^0 / N_0) .$$

- 3) Compute the importance sampling parameter estimate $\hat{\theta}^0$ of the parametric family $\{Q(\theta), \theta \in \Theta\}$ using the weighted particles

$$(\{x_1^0, \omega_1^0\}, \dots, \{x_{N_0}^0, \omega_{N_0}^0\})$$

and a well-chosen estimation criterion.

At iteration $t = 1, \dots, T$

- 1) Independently generate N_t particles x_i^t ($1 \leq i \leq N_t$) as $x_i^t \sim Q(\hat{\theta}^{t-1})$.
- 2) For $1 \leq i \leq N_t$, compute the multiple mixture at x_i^t

$$\delta_i^t = N_0 q_0(x_i^t) + \sum_{l=1}^t N_l q(x_i^t; \hat{\theta}^{l-1})$$

and derive the importance weight of particle x_i^t ,

$$\omega_i^t = \pi(x_i^t) / \left[\delta_i^t / \sum_{j=0}^t N_j \right] .$$

3) For $0 \leq l \leq t-1$ and $1 \leq i \leq N_l$, actualise the past importance weights as

$$\delta_i^l = \delta_i^l + q(x_i^l; \hat{\theta}^{t-1}) \quad \text{and} \quad \omega_i^l = \pi(x_i^l) / \left[\delta_i^l / \sum_{j=0}^t N_j \right].$$

4) Compute the parameter estimate $\hat{\theta}^t$ using all the weighted particles

$$\{\{x_1^0, \omega_1^0\}, \dots, \{x_{N_0}^0, \omega_{N_0}^0\}, \dots, \{x_1^t, \omega_1^t\}, \dots, \{x_{N_t}^t, \omega_{N_t}^t\}\}$$

and the same estimation criterion.

After T iterations of the AMIS algorithm, for any Π -integrable application h , the self-normalized AMIS estimator of $\mathbb{E}_\Pi(h(x)) = \int h(x)\pi(x)\nu(dx)$ is:

$$\widehat{\mathbb{E}_\Pi(h(x))} = \frac{1}{\sum_{t=0}^T \sum_{i=1}^{N_t} \omega_i^t} \sum_{t=0}^T \sum_{i=1}^{N_t} \omega_i^t h(x_i^t). \quad (4)$$

In most practical settings, a self-normalized estimator is used because the density of the target distribution is known only up to a normalizing constant. In that case, the importance weights can only be evaluated up to this normalizing constant and, by construction, the self-normalized estimator does not depend on this constant. Moreover, in a lot of cases, the self-normalized estimator has a smaller Mean Square Error than the not self-normalized one. In the sequel, we always used the self-normalized AMIS estimator, even for the benchmark banana shape target considered in §5.

3.2 Student's t proposal

Since the above algorithm is set in generic terms, we now describe a special case that applies to many settings and can be seen as a vanilla AMIS algorithm. As in the most recent PMC algorithm of Cappé et al. (2008), the proposal distribution Q_t is a Student's t proposal, $\mathcal{T}_3(\mu, \Sigma)$ whose mean μ and covariance Σ parameters are updated by estimating both first moments of the target distribution Π using self-normalized AMIS estimators:

$$\hat{\mu}^t = \frac{\sum_{l=0}^t \sum_{i=1}^{N_l} \omega_i^l x_i^l}{\sum_{l=0}^t \sum_{i=1}^{N_l} \omega_i^l} \quad \text{and} \quad \hat{\Sigma}^t = \frac{\sum_{l=0}^t \sum_{i=1}^{N_l} \omega_i^l (x_i^l - \hat{\mu}^t)(x_i^l - \hat{\mu}^t)^T}{\sum_{l=0}^t \sum_{i=1}^{N_l} \omega_i^l}.$$

(Note that the degrees of freedom of the t distribution are always set to 3 as the lowest value allowing for finite first moments but they could also be estimated at each iteration.)

Quite obviously and as illustrated by the next section, more elaborate proposals are possible, depending on the information available on Π . For instance, if the potential for multimodality of the target Π is high enough, a mixture of Student's t distributions as in Cappé et al. (2008) would be more appropriate. When dealing with a Bayesian hierarchical model, creating classes (or blocks) of components of the parameter in agreement with the hierarchical levels (as in Gibbs sampling) and designing the Student's t proposals block by block should also be more efficient. In the case of bounded simulation spaces, a Beta distribution proposal or a mixture of Beta distributions are obviously more relevant than heavy tailed Student's distributions.

Similarly, matching the expectation and the covariance structure of the Student's proposal distribution with both first moments of the target distribution is only one among many efficiency criteria that can be used to calibrate the parameters of the proposal distribution at each step of the algorithm. For instance, as done in the next section, we can alternatively minimise the Kullback-Leibler divergence between the target and the proposal distribution following the approach of Cappé et al. (2008).

Although we do not elaborate on this possible improvement, note also that, once this weighted sample based on $\sum_{t=0}^T N_t$ simulations is obtained following the steps detailed in the pseudo-code below, it is possible to apply a final clustering (standard) algorithm on this sample, based on a Gaussian mixture representation. Those clusters can be used to estimate local covariance and mean structures and then simulate a final and global sample based on the cluster representation but using Student's t distributions. Because all weights are controlled, we can then merge this final sample with the sequence of earlier samples without losing the deterministic representation. Once again, this is only one possible extension of the algorithm and it will only bring an improvement in settings when the Gaussian mixture clustering makes sense, i.e. when the components of the vector to be simulated are sufficiently homogeneous. In §3.3, we present a special AMIS algorithm based on mixture of Gaussian distributions.

We provide below a pseudo-code representation of the Student's t version of the AMIS algorithm. In this code, $t_3(x; \mu, \Sigma)$ denotes the density of the $\mathcal{T}_3(\mu, \Sigma)$ distribution.

Algorithm 2. Student's t AMIS

At iteration $t = 0$,

- 1) Independently generate N_0 particles x_i^0 ($1 \leq i \leq N_0$) from a carefully constructed proposal Q_0 .
- 2) For $1 \leq i \leq N_0$, compute

$$\delta_i^0 = N_0 q_0(x_i^0) \quad \text{and} \quad \omega_i^0 = \pi(x_i^0) / (\delta_i^0 / N_0) .$$

- 3) Derive the weighted empirical first and second moments $\hat{\mu}^0$ and $\hat{\Sigma}^0$ of this sample.

At iteration $t = 1, \dots, T$

- 1) Generate independently N_t particles x_i^t ($1 \leq i \leq N$) from the d -variate Student's t , $x_i^t \sim \mathcal{T}_3(\hat{\mu}^{t-1}, \hat{\Sigma}^{t-1})$.
- 2) For $1 \leq i \leq N$, compute the multiple mixture at x_i^t

$$\delta_i^t = N_0 q_0(x_i^t) + \sum_{l=1}^t N_l t_3(x_i^t; \hat{\mu}^{l-1}, \hat{\Sigma}^{l-1})$$

and derive the importance weight of particle x_i^t ,

$$\omega_i^t = \pi(x_i^t) / \left[\delta_i^t / \sum_{j=0}^t N_j \right] .$$

- 3) For $1 \leq l \leq t-1$ and $1 \leq i \leq N$, actualize the past importance weights as

$$\delta_i^l = \delta_i^l + t_3(x_i^l; \hat{\mu}^{t-1}, \hat{\Sigma}^{t-1}) \quad \text{and} \quad \omega_i^l = \pi(x_i^l) / \left[\delta_i^l / \sum_{j=0}^t N_j \right] .$$

- 4) Compute $\hat{\mu}^t = (\hat{\mu}_1^t, \dots, \hat{\mu}_d^t)$ as

$$\hat{\mu}^t = \sum_{l=0}^t \sum_{i=1}^{N_l} \omega_i^l x_i^l / \sum_{l=0}^t \sum_{i=1}^{N_l} \omega_i^l$$

and

$$\hat{\Sigma}^t = \sum_{l=0}^t \sum_{i=1}^{N_l} \omega_i^l (x_i^l - \hat{\mu}^t)(x_i^l - \hat{\mu}^t)^\top / \sum_{l=0}^t \sum_{i=1}^{N_l} \omega_i^l .$$

3.3 Mixtures of Gaussian distributions

In this second special version of the AMIS algorithm, the importance functions are mixtures of multivariate Gaussian densities,

$$q(x; \boldsymbol{\theta}) = \sum_{i=1}^k \rho_i \varphi(x; \mu_i, \Sigma_i), \quad \sum_{i=1}^k \rho_i = 1,$$

where $\varphi(\cdot; \mu, \Sigma)$ denotes a multivariate Gaussian density with mean μ and covariance matrix Σ , as in the D -kernel approach to PMC algorithms of Cappé et al. (2008). We also use the Kullback-Leibler divergence between Π and Q to update the parameter $\boldsymbol{\theta} = (\rho_1, \dots, \rho_k, \mu_1, \dots, \mu_k, \Sigma_1, \dots, \Sigma_k)$,

$$\text{div}(\Pi, Q(\boldsymbol{\theta})) = \int \log \frac{\pi(x)}{q(x; \boldsymbol{\theta})} \pi(x) \nu(dx).$$

In this case, the best choice for the parameter $\boldsymbol{\theta}$ is the maximum likelihood estimate of $\boldsymbol{\theta}$ and, in the AMIS setting, this means using at iteration t the whole sequence of samples x_i^l ($0 \leq l \leq t$) with their updated weights ω_i^l inside a weighted EM algorithm, which is solved using the `mixmod` software (Biernacki et al., 2006). The number k of components used for the mixture can be either set in advance or, more realistically, estimated at iteration $t = 0$ by the ICL criterion of Biernacki et al. (2000) and a substantial number N_0 of iterations. We do not reproduce the earlier pseudo-codes for this special case since the differences are obviously minimal. Note that the extension to a mixture of t densities is equally feasible since there exists a corresponding EM algorithm (Peel and McLachlan, 2000).

3.4 Initialisation

A major difficulty with all adaptive importance algorithms is that the starting distribution is paramount to achieve proper performances. According to the “what-you-get-is-what-you-see” features of such algorithms, it is quite difficult to recover from a poor starting sample, the adaptivity only focussing on the visited parts of the simulation space (see, e.g. Iacobucci et al., 2009). Therefore, we insist on the requirement that, in the implementation of our algorithm, a significant part of the computing effort must be spent on the initialization stage. A generic initialisation solution is to first implement an hypercube reparameterisation of the simulation space (via, for instance, an inverse logistic transformation that maps all components of the vector to be simulated into the unit interval), to sample from a uniform distribution over this hypercube and then rescale this sample via a logistic transform scaled by imposing an acceptable Effective Sample Size (ESS) for the importance weights of the transformed sample. The ESS, deduced using self-normalized importance sampling estimators, indicates to which number of iid simulations an importance sample can be assimilated. If we dispose of an importance sample of size N having used the importance distribution Q_0 , the ESS is given by (Hesterberg, 1998, Liu, 2001)

$$\frac{N}{1 + \mathbb{V}_{Q_0}[\pi(x)/q_0(x)]}.$$

This measure of efficiency does not depend on h and, in practice,

$$\mathbb{V}_{Q_0}[\pi(x)/q_0(x)] = \int \{\pi(x)/q_0(x) - \mathbb{E}_{Q_0}[\pi(x)/q_0(x)]\}^2 q_0(x) \nu(dx)$$

can be estimated using the coefficient of variation of the importance weights.

Note that to maximize the ESS is equivalent to minimize the variance of the importance weights. Moreover, in order to maximize the ESS, we only need simulate one such sample since we can adapt the scale for this sample. Obviously, this solution is far from being fool-proof and we favour an informed alternative implementation as soon as pieces of information on the target distribution are a priori available.

4 Convergence issues

While establishing unbiasedness and convergence of the deterministic mixture estimator of Owen and Zhou (2000) is straightforward, the introduction of an adaptive mechanism in the construction of the sequence of proposals, highly complicates both issues. The estimator is no longer unbiased and its convergence (in T for a fixed values of N_t) cannot be established without imposing restrictions on the simulation space. In order to explain those difficulties, we concentrate on the Student's t AMIS algorithm. We first define in §4.1 a stylised version of this scheme, before producing an unbiased version in §4.2, along with a convergence result under compactness conditions. We stress that the goal of this section is to establish that the algorithm is viable in the “small N_t , large T ” domain, in opposition to earlier PMC algorithms that were validated in the “large N_t at each iteration” domain by standard importance sampling arguments. (And so is the AMIS estimator, in the sense that, at each iteration t , the estimator is converging when N_t is going to infinity.)

4.1 A simplified Student's t algorithm

We start this section by defining a simplified version of the Student's t AMIS algorithm that sets a simple theoretical background for the study of our algorithm. First, we only consider the setting of Algorithm 2 in Section 3.2. We restrict ourselves to the extreme case $N_t = 1$, meaning that each iteration sees only one simulation, i.e. the proposal is updated after each new iteration. We also simplify the update of the Student's t proposal by only considering learning about the mean $\hat{\mu}^t$, the covariance matrix being set to an arbitrary value. In conjunction with this choice, we use the simplified notation $t_3(x; \mu)$ to denote the corresponding Student's t density with mean μ and similarly $\mathcal{T}_3(\mu)$ to denote the distribution.

Algorithm 3. Skeleton version of the Student's t AMIS

Produce a sequence (x_0, \dots, x_T) of simulations with:

$$\begin{aligned}
 x_0 &\sim q_0(x), \\
 x_1 &\sim \mathcal{T}_3(u_1(x_0)) \quad u_1(x_0) = \pi(x_0)x_0/q_0(x_0) = \hat{\mu}^0, \\
 x_2 &\sim \mathcal{T}_3(u_2(x_{0:1})) \quad u_2(x_{0:1}) = \frac{\pi(x_0)x_0}{q_0(x_0) + t_3(x_0; u_1(x_0))} + \frac{\pi(x_1)x_1}{q_0(x_1) + t_3(x_1; u_1(x_0))} = \hat{\mu}^1, \\
 &\vdots \\
 x_t &\sim \mathcal{T}_3(u_t(x_{0:t-1})) \quad u_t(x_{0:t-1}) = \sum_{k=0}^{t-1} \frac{\pi(x_k)x_k}{q_0(x_k) + \sum_{i=1}^{t-1} t_3(x_k; u_i(x_{0:i-1}))} = \hat{\mu}^{t-1}, \\
 &\vdots
 \end{aligned}$$

The current estimator of μ , the target mean, after iteration t is therefore

$$\hat{\mu}^t = u_{t+1}(x_{0:t}) = \sum_{k=0}^t \frac{\pi(x_k)x_k}{q_0(x_k) + \sum_{i=1}^t t_3(x_k; u_i(x_{0:i-1}))}.$$

4.2 Unbiasedness and convergence of the simplified algorithm

First, establishing the unbiasedness of the estimator $\hat{\mu}^t$ for every $t > 1$ does not follow from the same argument as in the original version of Owen and Zhou (2000) because of the dependence of the importance weight of x_t on subsequent x_j 's ($j > t$).

For $t \geq 1$, we have

$$\begin{aligned}\mathbb{E}[\hat{\mu}^t] &= \sum_{k=0}^t \mathbb{E} \left[\frac{\pi(x_k)x_k}{q_0(x_k) + \sum_{i=1}^t t_3(x_k; u_i(x_{0:i-1}))} \right] \\ &= \sum_{k=0}^t \int \frac{\pi(x_k)x_k}{q_0(x_k) + \sum_{i=1}^t t_3(x_k; u_i(x_{0:i-1}))} t_3(x_k; u_k(x_{0:k-1})) dx_k \\ &\quad \times g_k(x_{0:k-1}) dx_{0:k-1} h_k(x_{k+1:t}|x_k) dx_{k+1:t}\end{aligned}$$

where $g_k(x_{0:k-1})$ is the joint distribution of the past simulations and $h_k(x_{k+1:t}|x_k)$ is the conditional distribution of the future simulations given the current one. Due to this latter term, the full conditional distribution of x_k given the past and future simulations $x_{0:k-1}$ and $x_{k+1:t}$ is no longer $t_3(x_k; u_k(x_{0:k-1}))$ and this modification implies that $\hat{\mu}^t$ is biased.

A simple modification of the above stylised algorithm brings a solution to the bias difficulty, by using two different simulation threads:

Algorithm 4. Unbiased stylised AMIS

Produce two sequences x_0, \dots, x_T and $\tilde{x}_0, \dots, \tilde{x}_T$ as

$$\begin{aligned}x_0, \tilde{x}_0 &\sim q_0(x), \\ x_1, \tilde{x}_1 &\sim \mathcal{T}_3(u_1(\tilde{x}_0)) \quad u_1(\tilde{x}_0) = \pi(\tilde{x}_0)\tilde{x}_0/q_0(\tilde{x}_0) = \hat{\mu}^0, \\ x_2, \tilde{x}_2 &\sim \mathcal{T}_3(u_2(\tilde{x}_{0:1})) \quad u_2(\tilde{x}_{0:1}) = \frac{\pi(\tilde{x}_0)\tilde{x}_0}{q_0(\tilde{x}_0) + t_3(\tilde{x}_0; u_1(\tilde{x}_0))} + \frac{\pi(\tilde{x}_1)\tilde{x}_1}{q_0(\tilde{x}_1) + t_3(\tilde{x}_1; u_1(\tilde{x}_0))} = \tilde{\mu}^1, \\ &\vdots \\ x_t, \tilde{x}_t &\sim \mathcal{T}_3(u_t(\tilde{x}_{0:t-1})) \quad u_t(\tilde{x}_{0:t-1}) = \sum_{k=0}^{t-1} \frac{\pi(\tilde{x}_k)\tilde{x}_k}{q_0(\tilde{x}_k) + \sum_{i=1}^{t-1} t_3(\tilde{x}_k; u_i(\tilde{x}_{0:i-1}))} = \tilde{\mu}^{t-1}, \\ &\vdots\end{aligned}$$

The new estimator

$$\tilde{\mu}^t = \sum_{k=0}^t \frac{\pi(x_k)x_k}{q_0(x_k) + \sum_{i=1}^t t_3(x_k; u_i(\tilde{x}_{0:i-1}))}$$

of $\mu = \mathbb{E}_\Pi(x)$ is then unbiased because it is so [unbiased] conditional on the second sequence $\{\tilde{x}_{0:i-1}\}$, being a standard deterministic mixture estimator (Owen and Zhou, 2000). Note that we are not advising the use of this double sequence for a practical implementation: this is simply a mathematically convenient device to achieve some advances on the convergence of the estimator.

Using the decomposition $\mathbb{V}(\tilde{\mu}^t) = \mathbb{E}[\mathbb{V}(\tilde{\mu}^t|\tilde{x}_{0:t-1})] + \mathbb{V}(\mathbb{E}[\tilde{\mu}^t|\tilde{x}_{0:t-1}])$, it is furthermore straightforward to check that

$$\begin{aligned}\mathbb{V}(\tilde{\mu}^t) &= \mathbb{E}[\mathbb{V}(\tilde{\mu}^t|\tilde{x}_{0:t-1})] = \sum_{k=0}^t \mathbb{E} \left[\mathbb{V} \left(\frac{\pi(x_k)x_k}{q_0(x_k) + \sum_{i=1}^t t_3(x_k; u_i(\tilde{x}_{0:i-1}))} \middle| \tilde{x}_{0:t-1} \right) \right] \\ &\leq \sum_{k=0}^t \mathbb{E} \left[\int \frac{\pi^2(x_k)x_k^2 t_3(x_k; u_k(\tilde{x}_{0:k-1}))}{\{q_0(x_k) + \sum_{i=1}^t t_3(x_k; u_i(\tilde{x}_{0:i-1}))\}^2} dx_k \right] \\ &= \mathbb{E} \left[\int \frac{\pi^2(x)x^2}{q_0(x) + \sum_{i=1}^t t_3(x; u_i(\tilde{x}_{0:i-1}))} dx \right].\end{aligned}$$

Therefore, the variance of the simplified Student’s t AMIS estimator $\tilde{\mu}^t$ is strictly decreasing at each iteration. That it converges to 0 with T can only be established when $\pi(x)/t_3(x; u)$ is bounded uniformly in u , as for instance when the support of π is bounded. A more general convergence result implies to study the distribution of the $u_i(\tilde{x}_{0:i-1})$ ’s and this proves to be incredibly challenging.

5 A banana shape target example

In order to compare the performance of the AMIS algorithm with the existing, we resorted to the benchmark target density set by Haario et al. (1999, 2001), which can be calibrated to be extremely challenging. The target density is based on a centered p -multivariate Gaussian, $\mathbf{x} \sim \mathcal{N}_p(0_p, \Sigma)$ with covariance matrix $\Sigma = \text{diag}(\sigma^2, 1, \dots, 1)$ which is twisted by a change of variable in the second coordinate from x_2 to $x_2 - b(x_1^2 - \sigma^2)$. (Other coordinates remain unchanged.) This change of variable leads to a twisted (or banana shaped) density that is centered with uncorrelated components. Since the Jacobian of the twisting transformation is equal to 1, the target density is:

$$\pi(\mathbf{x}) = f_{\mathcal{N}(0_p, \Sigma)}(x_1, x_2 + b(x_1^2 - \sigma^2), x_3, \dots, x_p) ,$$

where $f_{\mathcal{N}(0_p, \Sigma)}(\cdot)$ denotes the density of the centered p -multivariate Gaussian distribution with covariance Σ . One of the appeals of this benchmark is to allow for various degrees of heavy tails while allowing to work in high dimensional settings.

For our comparison, we only consider a mild example of banana shape density, with $\sigma^2 = 100$ and $b = 0.03$. Figure 1 shows how twisted the resulting marginal distribution of (x_1, x_2) is for this choice of parameters (it does not depend on the dimension p). (More twisted distributions, i.e. ones with fatter tails can be obtained by using higher values of b and/or σ^2 .) In our case, the target distribution satisfies $\mathbb{E}(x_i) = 0$ for all $i = 1, \dots, p$, $\mathbb{V}(x_1) = 100$, $\mathbb{V}(x_2) = 19$, and $\mathbb{V}(x_i) = 1$ for all $i = 3, \dots, p$.

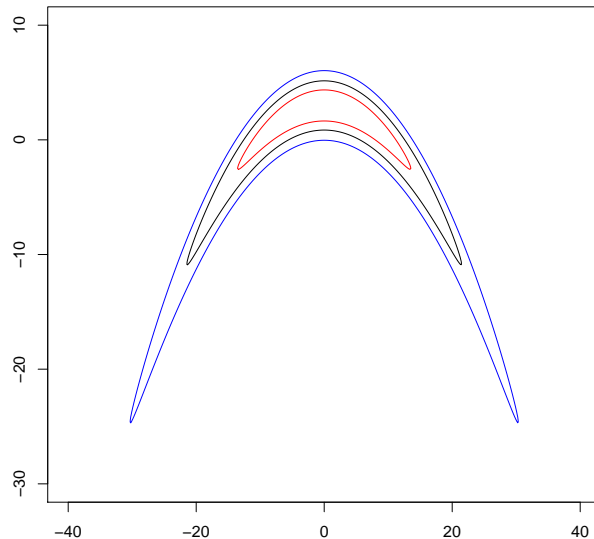


Figure 1: Banana shape benchmark: marginal distribution of (x_1, x_2) for the parameters $\sigma_1^2 = 100$ and $b = 0.03$. Contours represent 60% (red), 90% (black) and 99.9% (blue) confidence regions in the marginal space.

| Target function | p | AMIS | NOT AMIS |
|--|-----|---------|----------|
| $\mathbb{E}(x_1) = 0$ | 5 | 0.06558 | 0.06879 |
| | 10 | 0.06388 | 0.11051 |
| | 20 | 0.09167 | 0.17912 |
| $\mathbb{E}(x_2) = 0$ | 5 | 0.10215 | 0.11583 |
| | 10 | 0.21421 | 0.22557 |
| | 20 | 0.25316 | 0.29087 |
| $\sum_{i=3}^5 \mathbb{E}(x_i) = 0$ | 5 | 0.00478 | 0.00927 |
| $\sum_{i=3}^{10} \mathbb{E}(x_i) = 0$ | 10 | 0.00902 | 0.02099 |
| $\sum_{i=3}^{20} \mathbb{E}(x_i) = 0$ | 20 | 0.01666 | 0.04208 |
| $\mathbb{V}(x_1) = 100$ | 5 | 2.60672 | 3.92650 |
| | 10 | 7.06686 | 7.48877 |
| | 20 | 8.20020 | 9.71725 |
| $\mathbb{V}(x_2) = 19$ | 5 | 2.10682 | 2.96132 |
| | 10 | 3.76660 | 5.08474 |
| | 20 | 4.85407 | 5.98031 |
| $\sum_{i=3}^5 \mathbb{V}(x_i) = 3$ | 5 | 0.00645 | 0.01196 |
| $\sum_{i=3}^{10} \mathbb{V}(x_i) = 8$ | 10 | 0.01370 | 0.02636 |
| $\sum_{i=3}^{20} \mathbb{V}(x_i) = 18$ | 20 | 0.04609 | 0.06424 |

Table 1: Root mean square errors calculated over 10 replications of the AMIS and NOT-AMIS schemes for different target functions, given with their expectations for different dimensions p .

Considering such a target, we compare an iterative importance sampling algorithm that uses the classical and not the deterministic mixture version with the Gaussian mixture version of the AMIS algorithm, described in Section 3.3. The reference algorithm, called NOT AMIS, uses the past simulations as well for creating a new Gaussian mixture proposal, but with the usual importance weights. Given the recent work on PMC algorithms (Cappé et al., 2008), it can be considered as state-of-the-art for the comparison. The results of this experiment are reported in Table 1 and on Figures 2–4.

The details of the experiment are as follows. For both schemes, an initial sample of $N_0 = 10^5$ particles is simulated from a standard logistic distribution and rescaled component-wise to ensure a maximal ESS. This optimisation problem is solved via a standard simplex algorithm. In the following, $T = 10$ iterations and $N_i = 10,000$ particles are used. The clustering step fitting a mixture to the weighted samples is solved via the `mixmod` software (Biernacki et al., 2006), with the number of components in the mixture being calibrated via the ICL criterion (Biernacki et al., 2000) during the first iteration. Both schemes take approximatively the same computing time (depending of course on the dimension p of the problem) and end up with weighted 2×10^5 particles.

The results shown in the different figures as well as in Table 1 are all consistent with a domination of the AMIS scheme. The gain in ESS is quite spectacular, but justified by the strong stabilisation brought by the AMIS averaging. The improvement in root mean square error shown in Table 1 typically varies with the target function as well as with the overall dimension p , but may go as far as a threefold reduction. The boxplots of the absolute errors convey the same message of a uniform domination of AMIS in this setting.

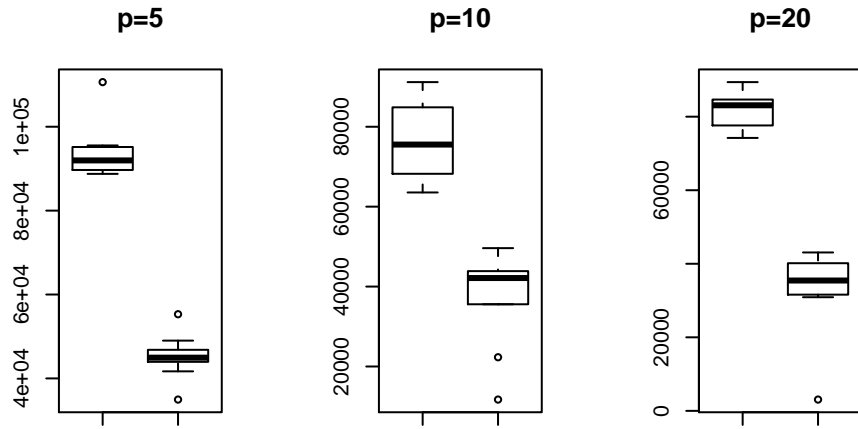


Figure 2: Banana shape example: boxplots of the 10 replicate ESSs for the AMIS scheme (left) and the NOT-AMIS scheme (right) for $p = 5, 10, 20$.

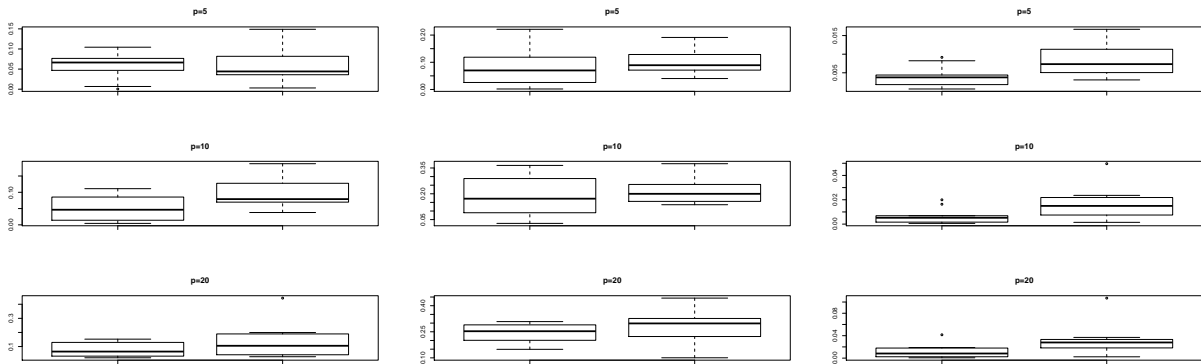


Figure 3: Banana shape example: boxplots of the 10 replicate absolute errors associated to the estimations of $\mathbb{E}(x_1)$ (left column), $\mathbb{E}(x_2)$ (center column) and $\sum_{i=3}^p \mathbb{E}(x_i)$ (right column) obtained by using the AMIS scheme (left in each block) and the NOT-AMIS scheme (right in each block) for $p = 5, 10, 20$.

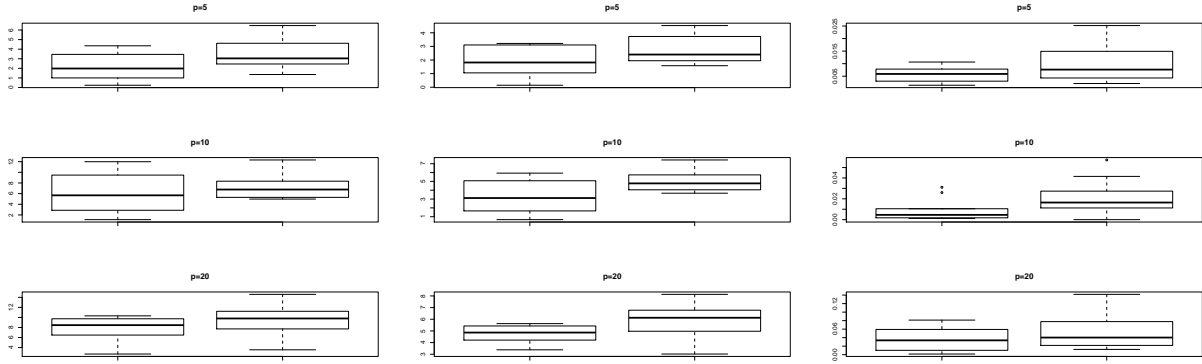


Figure 4: Banana shape example: boxplots of the 10 replicate absolute errors associated to the estimations of $\mathbb{V}(x_1)$ (left column), $\mathbb{V}(x_2)$ (center column) and $\sum_{i=3}^p \mathbb{V}(x_i)$ (right column) obtained by using the AMIS scheme (left in each block) and the NOT-AMIS scheme (right in each block) for $p = 5, 10, 20$.

6 An example in Population Genetics

To illustrate the potential of the AMIS algorithm, we used it in a population genetics problem which amounts to estimate parameters of an evolutionary scenario in which two populations have diverged from a common and unknown ancestral population. Data consist of the genotypes at a single microsatellite locus of 50 diploid individuals sampled from each population. This locus is assumed to evolve according to the strict Stepwise Mutation model (SMM), i.e., when a mutation occurs, the number of repeats of the mutated gene increases or decreases by one unit with equal probability. After divergence, we also assume that populations do not exchange gene (no migration). The four parameters to estimate are the three effective population sizes (n_1, n_2, n_{Anc}) and the time of divergence (t_{div}), all scaled by the mutation rate (μ) of the locus : $\theta_1 (=4n_1\mu)$, $\theta_2 (=4n_2\mu)$, $\theta_A (=4n_{Anc}\mu)$ and $\tau (=t_{div}\mu)$. The likelihood of such a model is costly to obtain, which is why we selected this benchmark example.

Ten data files have been simulated with the software *DIYABC* (Cornuet et al., 2008), with the following values of parameters : $n_1 = n_{Anc} = 10,000$, $n_2 = 2,000$, $t_{div} = 1,000$, and $\mu = 0.0005$, leading to $\theta_1 = \theta_A = 20$, $\theta_2 = 4$, and $\tau = 0.5$. Each dataset has been submitted to two types of analyses. The first analysis, used as a control, is based on an MCMC in which the gene tree of the sampled genes is updated together with the four demographic parameters. This has been performed with the software *IM* (Hey and Nielsen, 2004). The second analysis combines the *AMIS* algorithm and an estimation of the likelihood based on importance sampling (IS) for gene genealogies in the same way as Beaumont (2003) embedded an IS computation of the likelihood in a MCMC exploration of the parameter space. We note that the likelihood of a set of demographic parameters is computed by averaging importance weights of gene trees simulated event by event according to proposal distributions and parameter values. Each gene tree is built in three steps looking backward in time: i) between present time and time of divergence, lineages are coalesced or mutated following Stephens and Donnelly's algorithm (2000) (Stephens and Donnelly, 2000), monitoring times of events as in Beaumont (2003), ii) at time of divergence, remaining lineages of both populations are merged and iii) after divergence, the gene tree is completed according to the *SDPAC* algorithm of Cornuet and Beaumont (2007). To assess the repeatability of both methods, each analysis was repeated four times (that means with four different random seeds for each dataset). Each MCMC (*IM*) was run as a single chain of 10^7 updates after a burn in period of 10^6 updates. The IS-AMIS was run with two AMIS iterations in addition to the initial step, 200,000 particles per iteration, and the likelihood of each particle estimated from only two gene genealogies. Uniform priors $\mathcal{U}[0.1, 100]$ and $\mathcal{U}[0.005, 5]$ were chosen for parameters θ and τ .

Both methods provided congruent outputs as shown on Figure 5, thus validating the IS-AMIS approach. However the major conclusion of this study, whereas each MCMC run lasted about 2 hours, the IS-AMIS lasted only around 20 min with a slightly better repeatability in that MCMC outputs are often more variable. The calculation of the likelihood function of those population genetics models has a non-negligible cost. We use here an importance sampling approximation as in Stephens and Donnelly (2000) and the cost of such an approximation considerably increases with the number of simulated gene trees. This type of models is then adequate for the adoption and the development of the AMIS algorithm: all the particles simulated during the process are recycled, which minimizes the number of calls to the likelihood function. Due to this recycling process, the AMIS algorithm cannot be easily compared to other adaptive importance sampling schemes which do not naturally involve any recycling procedure.

7 Conclusion

We have investigated in this paper an adaptive importance sampling method that extends the scope of the original deterministic multiple mixture approach of Owen and Zhou (2000) in that the sequence of importance proposals builds on the samples produced so far. The generality of the AMIS algorithm is that it offers a super-efficiency compared with other adaptive importance sampling techniques by allowing for an integral recycling of the past simulations. It thus provides a scope for processing those heterogeneous simulations as a whole and for treating the computing cost $\sum_{t=0}^T N_t$ as a single entity. Even though we were unable to achieve a complete generality in the convergence properties of the method, we believe this is one of the few available algorithms that converge in T rather than in N_t at each iteration t .

Acknowledgements

The authors are grateful to many colleagues for helpful discussions on the convergence properties of the AMIS algorithm, in particular to Olivier Cappé, Pierre Del Moral, Randal Douc, Nadia Oujdane, Judith Rousseau and Vivek Roy. This work has been supported by the Agence Nationale de la Recherche (ANR, 212, rue de Bercy 75012 Paris) through the 2006-2008 projects Adap'MC and Misgepop.

References

- Beaumont, M. (2003). Estimation of population growth or decline in genetically monitored populations. *Genetics*, 164:1139–1160.
- Biernacki, C., Celeux, G., and Govaert, G. (2000). Assessing a mixture model for clustering with the integrated completed likelihood. *IEEE Transactions on Pattern Analysis and Machine Intelligence*, 22:719–725.
- Biernacki, C., Celeux, G., Govaert, G., and Langrognet, F. (2006). Model-based cluster and discriminant analysis with the mixmod software. *Computational Statistics and Data Analysis*, 51:587–600.
- Cappé, O., Douc, R., Guillin, A., Marin, J.-M., and Robert, C. (2008). Adaptive importance sampling in general mixture classes. *Statist. Comput.*, 18:587–600.
- Cappé, O., Guillin, A., Marin, J.-M., and Robert, C. (2004). Population Monte Carlo. *J. Comput. Graph. Statist.*, 13(4):907–929.
- Chopin, N. (2002). A sequential particle filter method for static models. *Biometrika*, 89:539–552.
- Cornuet, J.-M. and Beaumont, M. (2007). A note on the accuracy of PAC-likelihood with microsatellite data. *Theoretical Population Biology*, 71:12–19.

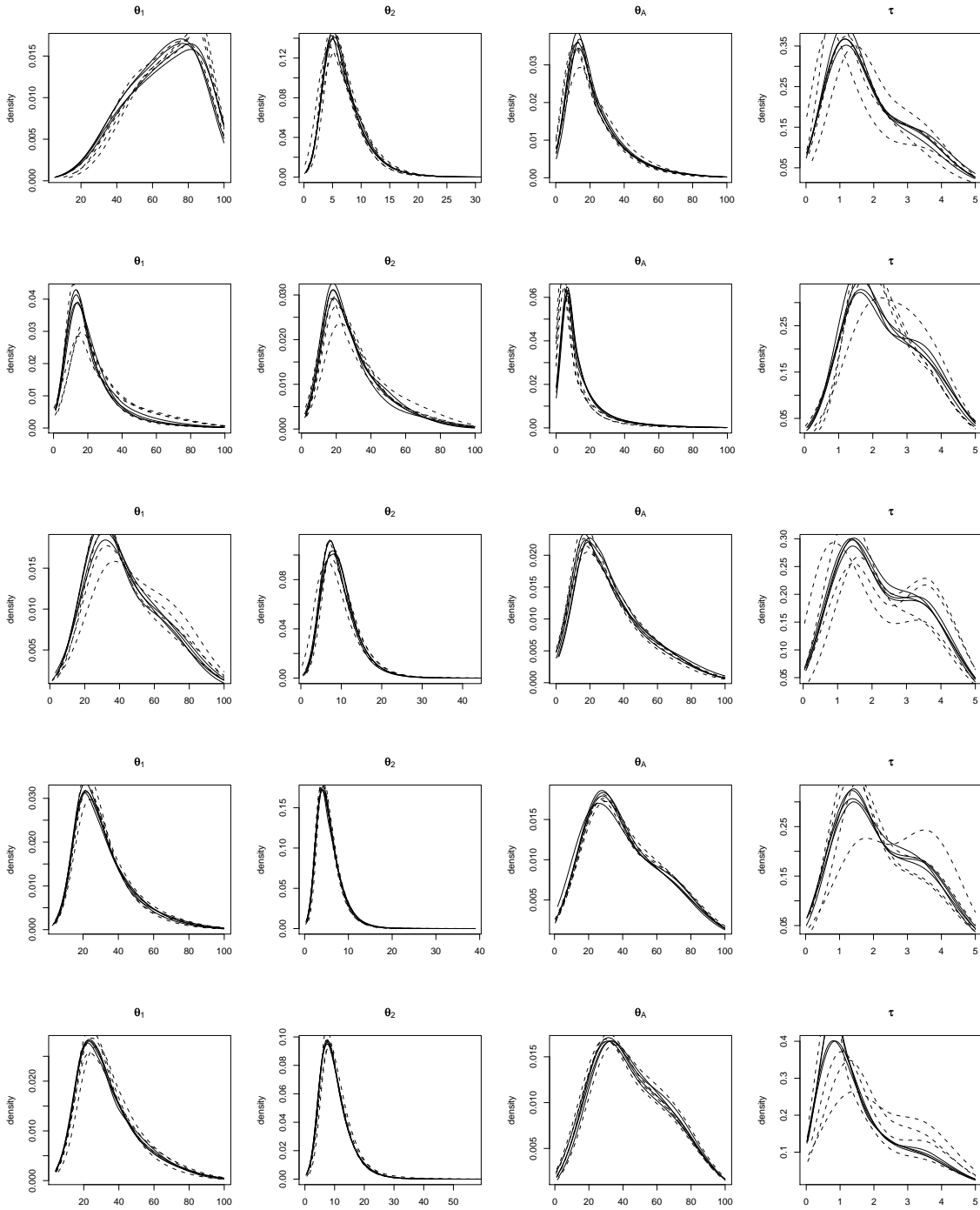


Figure 5: Population genetics example: posterior distributions of the four parameters ($\theta_1, \theta_2, \theta_A, \tau$) for 5 simulated datasets obtained through IS-AMIS (continuous line) and MCMC (dashed line). Each analysis has been repeated four times to evaluate the impact of repeatability.

- Cornuet, J.-M., Santos, F., Beaumont, M., Robert, C., Marin, J.-M., Balding, D., Guillemaud, T., and Estoup, A. (2008). Inferring population history with *DIYABC*: a user-friendly approach to Approximate Bayesian Computation. *Bioinformatics*, 24(23):2713–2719.
- Del Moral, P., Doucet, A., and Jasra, A. (2006). Sequential Monte Carlo samplers. *J. Royal Statist. Society Series B*, 68(3):411–436.
- Douc, R., Guillin, A., Marin, J.-M., and Robert, C. (2007a). Convergence of adaptive mixtures of importance sampling schemes. *Ann. Statist.*, 35(1):420–448.
- Douc, R., Guillin, A., Marin, J.-M., and Robert, C. (2007b). Minimum variance importance sampling via Population Monte Carlo. *ESAIM: Probability and Statistics*, 11:427–447.
- Doucet, A., de Freitas, N., and Gordon, N. (2001). *Sequential Monte Carlo Methods in Practice*. Springer-Verlag, New York.
- Doucet, A., Godsill, S., and Andrieu, C. (2000). On sequential Monte Carlo sampling methods for Bayesian filtering. *Statistics and Computing*, 10(3):197–208.
- Gordon, N., Salmond, J., and Smith, A. (1993). A novel approach to non-linear/non-Gaussian Bayesian state estimation. *IEEE Proceedings on Radar and Signal Processing*, 140:107–113.
- Haario, H., Saksman, E., and Tamminen, J. (1999). Adaptive proposal distribution for random walk Metropolis algorithm. *Computational Statistics*, 14:375–395.
- Haario, H., Saksman, E., and Tamminen, J. (2001). An adaptive Metropolis algorithm. *Bernoulli*, 7:223–242.
- Hesterberg, T. (1998). Weighted average importance sampling and defensive mixture distributions. *Technometrics*, 37:185–194.
- Hey, J. and Nielsen, R. (2004). Multilocus methods for estimating population sizes, migration rates and divergence time, with applications to the divergence of *Drosophila pseudoobscura* and *D. persimilis*. *Genetics*, 167:747–760.
- Iacobucci, A., Marin, J.-M., and Robert, C. (2009). On variance stabilisation by double Rao-Blackwellisation. *Comput. Statist. Data Anal.* (To appear, arXiv:0802.3690).
- Liu, J. (2001). *Monte Carlo Strategies in Scientific Computing*. Springer-Verlag, New York.
- Liu, J., Liang, F., and Wong, W. (2001). A theory of dynamic weighting in Monte Carlo computation. *J. American Statist. Assoc.*, 96:561–573.
- Ortiz, L. and Kaelbling, L. (2000). Adaptive importance sampling for estimation in structured domains. In *Proceedings of the Sixteenth Annual Conference on Uncertainty in Artificial Intelligence (UAI-2000)*, pages 446–454, San Francisco, CA. Morgan Kaufmann Publishers.
- Owen, A. and Zhou, Y. (2000). Safe and effective importance sampling. *J. American Statist. Assoc.*, 95:135–143.
- Peel, D. and McLachlan, G. (2000). Robust mixture modelling using the t distribution. *Statistics and Computing*, 10:339–348.
- Pennanen, T. and Koivu, M. (2004). An adaptive importance sampling technique. In Niederreiter, H. and Talay, D., editors, *Monte Carlo and Quasi-Monte Carlo Methods 2004*, pages 443–455. Springer-Verlag, New York.
- Robert, C. and Casella, G. (2004). *Monte Carlo Statistical Methods*. Springer-Verlag, New York, second edition.

- Rubinstein, R. and Kroese, D. (2004). *The Cross-Entropy Method*. Springer-Verlag, New York.
- Rubinstein, R. and Kroese, D. (2007). *Simulation and the Monte Carlo Method*. John Wiley, New York, second edition.
- Stephens, M. and Donnelly, P. (2000). Inference in molecular population genetics (with discussion). *J. Royal Statist. Society Series B*, 62:605–655.
- Veach, E. and Guibas, L. (1995). Optimally combining sampling techniques for Monte Carlo rendering. In *SIGGRAPH '95 Conference Proceedings*, pages 419–428, Reading, MA. Addison-Wesley.