

## Information Accessibility and Cryptic Processes: Linear Combinations of Causal States

John R. Mahoney,<sup>1,\*</sup> Christopher J. Ellison,<sup>1,†</sup> and James P. Crutchfield<sup>1,2,‡</sup>

<sup>1</sup>*Complexity Sciences Center and Physics Department,  
University of California at Davis, One Shields Avenue, Davis, CA 95616*

<sup>2</sup>*Santa Fe Institute, 1399 Hyde Park Road, Santa Fe, NM 87501*

(Dated: May 28, 2018)

We show in detail how to determine the time-reversed representation of a stationary hidden stochastic process from linear combinations of its forward-time  $\epsilon$ -machine causal states. This also gives a check for the  $k$ -cryptic expansion recently introduced to explore the temporal range over which internal state information is spread.

PACS numbers: 02.50.-r 89.70.+c 05.45.Tp 02.50.Ey

### INTRODUCTION

We introduced a new system “invariant”—the *crypticity*  $\chi$ —for stationary hidden stochastic processes to capture how much internal state information is directly accessible (or not) from observations [1, 2, 3]. Two approaches to calculate  $\chi$  were given. The first, reported in Ref. [1] and Ref. [2], used the so-called *mixed-state* method, which employs linear combinations of a process’s forward-time  $\epsilon$ -machine. The second, appearing in Ref. [3], developed a systematic expansion  $\chi(k)$  as a function of the length  $k$  of observed sequences over which internal state information can be extracted. The mixed-state method is the most efficient way to calculate crypticity and other important system properties, such as the excess entropy **E**, since it avoids having to write out all of the terms required for calculating  $\chi(k)$ . It also does not rely on knowing in advance a process’s cryptic order.

As such, we reported results in Ref. [3] that use the mixed-state method to, in a sense, calibrate the  $\chi(k)$  expansion and to understand its convergence.

Here we provide the calculational details behind those results. Generally, though, the goal is to find out what a stochastic process looks like when scanned in the “opposite” time direction. Specifically, starting with a given  $\epsilon$ -machine  $M$  of a process, calculate its reverse-time representation  $M^-$ . (The latter is not always minimal and so not, in that case, an  $\epsilon$ -machine.) This is done in two steps: (i) time-reverse  $M$ , producing  $\widehat{M} = \mathcal{T}(M)$ , and (ii) convert  $\widehat{M}$  to a unifilar presentation  $\mathcal{U}(\widehat{M})$  using mixed states, which are linear combinations of the states of  $\widehat{M}$ .

In the following, we show how to implement these steps for the various example processes presented in Ref. [3]: the Butterfly, Restricted Golden Mean, and Nemo Processes. We jump directly into the calculations, assuming the reader is familiar with Refs. [1], [2], and [3]. Those references provide, in addition, more discussion and motivation and reasonable list of citations.

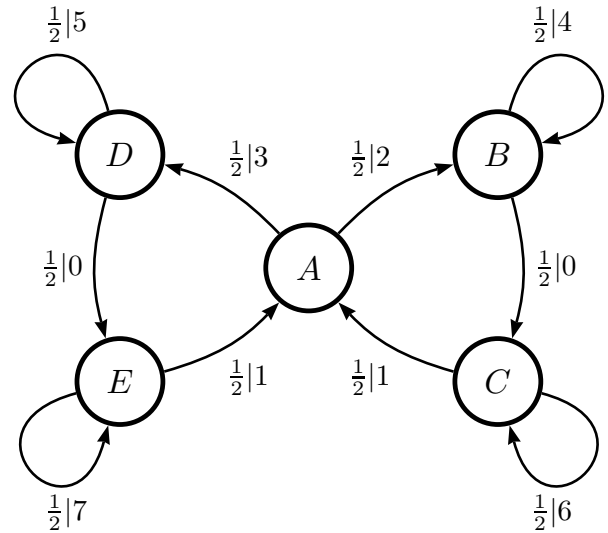


FIG. 1: A 2-cryptic process: The  $\epsilon$ -machine representation of the Butterfly Process. Edge labels  $t|x$  give the probability  $t = T_{\sigma\sigma'}^{(x)}$  of making a transition and from causal state  $\sigma$  to causal state  $\sigma'$  and seeing symbol  $x$ .

### BUTTERFLY PROCESS

Figure 1 shows the  $\epsilon$ -machine for Ref. [3]’s Butterfly process—an output process over eight symbols  $\mathcal{A} = \{0, 1, \dots, 7\}$ .

Since its transition matrices are doubly stochastic, the stationary state distribution is uniform. This immediately gives its stored information: the statistical complexity is  $C_\mu = \log_2(5)$  bits. It also makes the construction of the time-reverse machine straightforward: We simply reverse the directions of all the arrows. (See Fig. 2.) Note that the time-reverse presentation is no longer unifilar and, therefore, it is not the reversed process’s  $\epsilon$ -machine.

Due to this we must calculate the mixed-state presentation to find a unifilar presentation. The calculated mixed states and the words which induce them are given in Table I.

The result is the reverse  $\epsilon$ -machine shown in Fig. 3.

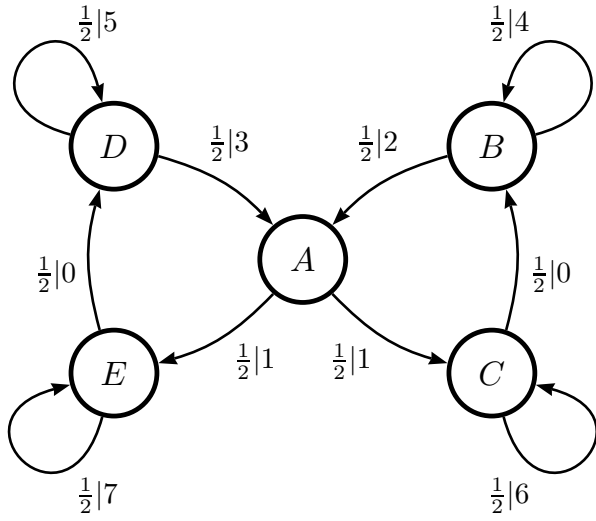


FIG. 2: Time-reversed Butterfly Process.

Allowed Words	$\mu$ or Previous Word
0	$(0, \frac{1}{2}, 0, \frac{1}{2}, 0)$
1	$(0, 0, \frac{1}{2}, 0, \frac{1}{2})$
2	$(1, 0, 0, 0, 0)$
3	2
4	$(0, 1, 0, 0, 0)$
5	$(0, 0, 0, 1, 0)$
6	$(0, 0, 1, 0, 0)$
7	$(0, 0, 0, 0, 1)$
02	2
03	2
04	4
05	5
10	0
16	6
17	7
21	1
42	2
44	4
53	2
55	5
60	4
66	6
70	5
77	7

TABLE I: Calculating the time-reversed Butterfly Process's  $\epsilon$ -machine via the forward  $\epsilon$ -machine's mixed states. The 5-vector denotes the mixed-state distribution  $\mu(w)$  reached after having seen the corresponding allowed word  $w$ . If the word leads to a unique state with probability one, we give instead the state's name.

Note that it has two more states than the original (forward)  $\epsilon$ -machine of Fig. 1.

The stationary distribution of this reversed machine is  $\pi = (0.1, 0.2, 0.2, 0.15, 0.15, 0.1, 0.1)$ . Now we are in

position to calculate  $\mathbf{E}$  using the result of Ref. [1]:

$$\mathbf{E} = C_\mu - \chi \quad (1)$$

$$\mathbf{E} = C_\mu - H[S^+|\vec{X}] \quad (2)$$

$$= C_\mu - H[S^+|S^- = \epsilon^+(\vec{X})]. \quad (3)$$

In this case, we find a crypticity of:

$$\begin{aligned} \chi &= H[S^+|S^-] \\ &= 0.1H[(0, \frac{1}{2}, 0, \frac{1}{2}, 0)] + 0.2H[(0, 0, \frac{1}{2}, 0, \frac{1}{2})] \\ &\quad + 0.2H[(1, 0, 0, 0, 0)] + 0.15H[(0, 1, 0, 0, 0)] \\ &\quad + 0.15H[(0, 0, 0, 1, 0)] + 0.1H[(0, 0, 1, 0, 0)] \\ &\quad + 0.1H[(0, 0, 0, 0, 1)] \\ &= 0.1 + 0.2 \\ &= 0.3 \text{ bits.} \end{aligned}$$

So,  $\mathbf{E} = \log_2(5) - 0.3 \approx 2.0219$  bits, in accord with the result calculated via Thm. 1 of Ref. [3].

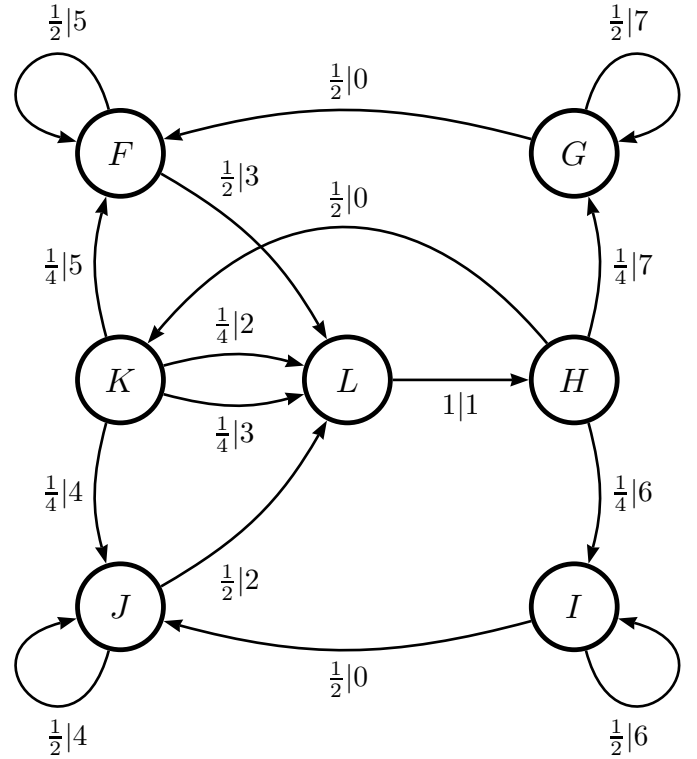


FIG. 3: Reverse Butterfly Process.

### RESTRICTED GOLDEN MEAN PROCESS

For reference, we give the family of labeled transition matrices for the binary Restricted Golden Mean Process

(RGMP):

$$T^{(0)} = \begin{pmatrix} 0 & \frac{1}{2} & 0 & 0 & 0 & \cdots \\ 0 & 0 & 0 & 0 & 0 & \cdots \\ 0 & 0 & 0 & 0 & 0 & \cdots \\ 0 & 0 & 0 & 0 & 0 & \cdots \\ \vdots & \vdots & \vdots & \vdots & \vdots & \ddots \\ 0 & 0 & 0 & 0 & 0 & \cdots \end{pmatrix}$$

and

$$T^{(1)} = \begin{pmatrix} \frac{1}{2} & 0 & 0 & 0 & 0 & \cdots \\ 0 & 0 & 1 & 0 & 0 & \cdots \\ 0 & 0 & 0 & 1 & 0 & \cdots \\ 0 & 0 & 0 & 0 & 1 & \cdots \\ \vdots & \vdots & \vdots & \vdots & \vdots & \ddots \\ 1 & 0 & 0 & 0 & 0 & \cdots \end{pmatrix}.$$

Its  $\epsilon$ -machine is given in Fig. 4 and its stationary distribution is:

$$\pi = \left( \frac{2}{k+2}, \frac{1}{k+2}, \frac{1}{k+2}, \dots, \frac{1}{k+2} \right).$$

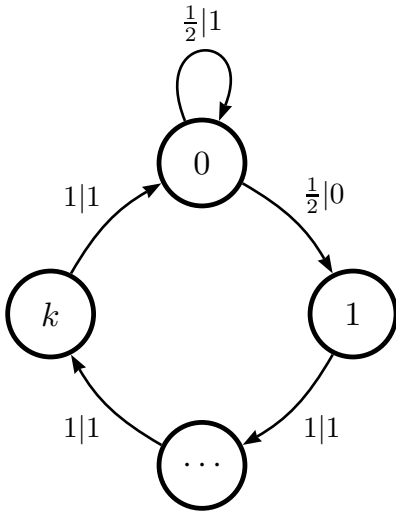


FIG. 4: The  $\epsilon$ -machine for the Restricted Golden Mean Process.

Through other methods, we can show that the RGMP is reversible. We “push” RGMP to an edge machine presentation and “pull”  $\mathcal{T}(\text{RGMP})$  also the same type of presentation. (An edge machine presentation of a machine  $M$  has states that are the edges of  $M$ .) These machines are the same. Therefore, the forward and reverse  $\epsilon$ -machines are the same and, moreover, we can use the same mixed-state inducing word list. It is easy to see that one such list is  $(0, 01, 011, \dots, 01^k)$ . Table II gives the mixed states for these allowed words. It is also reasonably clear from the above mixed-state presentation that these correspond to the recurrent causal states for the time-reversed process’s  $\epsilon$ -machine.

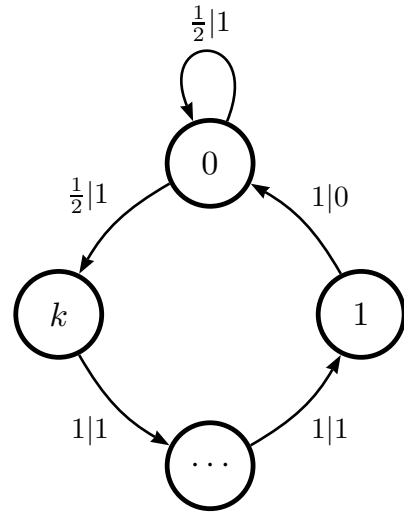


FIG. 5: Time-reversed presentation of the Restricted Golden Mean Process.

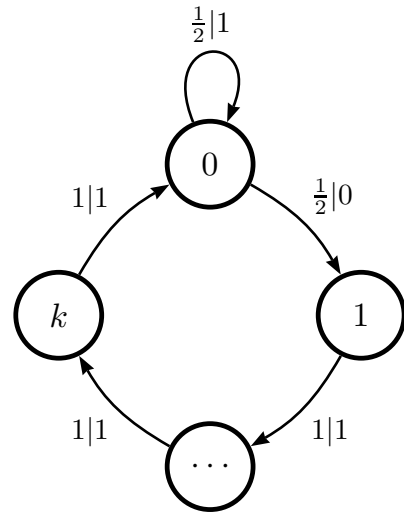


FIG. 6: Reverse Restricted Golden Mean Process.

With this, we can now compute  $\chi$  using  $H[\mathcal{S}^+|\mathcal{S}^-]$ , as follows:

$$H[\mathcal{S}^+|\mathcal{S}^- = 0] = H[(1, 0^k)] = 0 \text{ and}$$

$$H[\mathcal{S}^+|\mathcal{S}^- = 0(1)^n] = H\left[\left(\frac{1}{2^n}, 0^{k-n}, \frac{1}{2^1} \frac{1}{2^2} \frac{1}{2^3}, \dots, \frac{1}{2^n}\right)\right].$$

So that, in general, we have:

$$H[\mathcal{S}^+|\mathcal{S}^-] = \sum_{n=1}^{k-1} \frac{1}{k+2} H\left[\left(\frac{1}{2^n}, 0^{k-n}, \frac{1}{2^1} \frac{1}{2^2} \frac{1}{2^3}, \dots, \frac{1}{2^n}\right)\right]$$

$$+ \frac{2}{2+k} H\left[\left(\frac{1}{2^k}, \frac{1}{2^1} \frac{1}{2^2} \frac{1}{2^3}, \dots, \frac{1}{2^k}\right)\right].$$

Allowed Words	$\mu$ or Previous Word
0	$(1, 0^k)$
1	$(\frac{1}{k+1}, \frac{1}{k+1}, \dots, \frac{1}{k+1})$
01	$(\frac{1}{2}, 0^{k-1}, \frac{1}{2})$
10	0
11	$\frac{1}{k}(\frac{1}{2}, 1, 1, \dots, 1, \frac{1}{2})$
$\vdots$	$\vdots$
$0(1)^n$ for $1 \leq n \leq k$	$(\frac{1}{2^n}, 0^{k-n}, \frac{1}{2^1}, \frac{1}{2^2}, \frac{1}{2^3}, \dots, \frac{1}{2^n})$
$1(1)^n$ for $1 \leq n \leq k$	$\frac{1}{k-n+1}(\frac{1}{2^n}, 1^{k-n}, \frac{1}{2^1}, \frac{1}{2^2}, \frac{1}{2^3}, \dots, \frac{1}{2^n})$
$0(1)^k$	$(\frac{1}{2^k}, \frac{1}{2^1}, \frac{1}{2^2}, \frac{1}{2^3}, \dots, \frac{1}{2^k})$
$1(1)^k$	$0(1)^k$
$0(1)^k 0$	0
$0(1)^k 1$	$0(1)^k$

TABLE II: Calculating the reversed RGMP using mixed states over the  $\epsilon$ -machine states.

It can then be shown that:

$$\begin{aligned} H\left[\left(\frac{1}{2^n}, 0^{k-n}, \frac{1}{2^1}, \frac{1}{2^2}, \frac{1}{2^3}, \dots, \frac{1}{2^n}\right)\right] \\ &= H\left[\left(\frac{1}{2^n}, \frac{1}{2^1}, \frac{1}{2^2}, \frac{1}{2^3}, \dots, \frac{1}{2^n}\right)\right] \\ &= 2 - 2^{(1-n)}. \end{aligned}$$

Therefore, returning to the causal-state-conditional entropy of interest, we have:

$$\begin{aligned} H[S^+ | S^-] &= \frac{1}{k+2} \sum_{n=1}^{k-1} (2 - 2^{(1-n)}) + \frac{2}{2+k} (2 - 2^{(1-k)}) \\ &= \frac{1}{k+2} (2(k-1) + 2(2 - 2^{1-k}) - (2 - 2^{2-k})) \\ &= \frac{2k}{k+2}. \end{aligned}$$

With a few more steps, we arrive at our destination—the RGMP’s informational quantities:

$$\begin{aligned} C_\mu &= \log 2(k+2) - \frac{2}{k+2}, \\ \chi &= \frac{2k}{k+2}, \text{ and} \\ \mathbf{E} &= \log 2(k+2) - \frac{2(k+1)}{k+2}. \end{aligned}$$

### NEMO PROCESS

We now demonstrate how to calculate  $\chi$  and  $\mathbf{E}$  for Ref. [3]’s  $\infty$ -cryptic process—the Nemo Process—using mixed-state methods. As emphasized in Ref. [3], the  $k$ -cryptic expansion there cannot be applied in this case. Thus, the Nemo Process demonstrates that Refs. [1] and [2]’s mixed-state method is essential.

Figure 7 shows  $M^+$ , the  $\epsilon$ -machine for the forward-

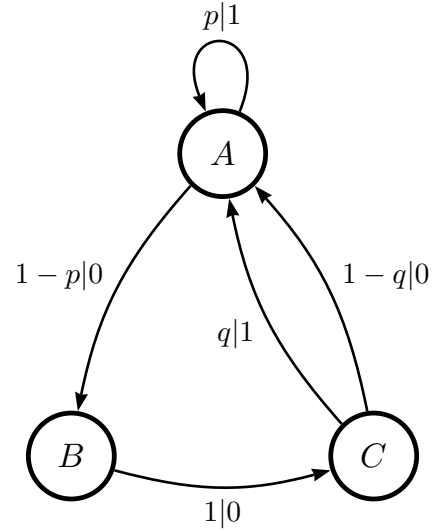


FIG. 7: The  $\epsilon$ -machine for the  $\infty$ -cryptic Nemo Process.

scanned Nemo Process. Its transition matrices are:

$$\begin{aligned} T^{(0)} &= \begin{matrix} & \begin{matrix} A & B & C \end{matrix} \\ \begin{matrix} A \\ B \\ C \end{matrix} & \begin{pmatrix} 0 & 1-p & 0 \\ 0 & 0 & 1 \\ 1-q & 0 & 0 \end{pmatrix} \end{matrix} \text{ and} \\ T^{(1)} &= \begin{matrix} & \begin{matrix} A & B & C \end{matrix} \\ \begin{matrix} A \\ B \\ C \end{matrix} & \begin{pmatrix} p & 0 & 0 \\ 0 & 0 & 0 \\ q & 0 & 0 \end{pmatrix}. \end{matrix} \end{aligned}$$

The stationary state distribution is the normalized left-eigenvector of  $T \equiv T^{(0)} + T^{(1)}$  and is given by:

$$\Pr(S^+) \equiv \pi^+ = \frac{1}{3-2p} \begin{pmatrix} A & B & C \\ 1 & 1-p & 1-p \end{pmatrix}.$$

Then, the statistical complexity is the Shannon entropy over these states:

$$\begin{aligned} C_\mu &= H[S^+] \\ &= \log_2(3-2p) - \frac{2(1-p)}{3-2p} \log_2(1-p). \end{aligned}$$

The next step is to construct the time-reversed presentation  $\widetilde{M}^+ = \mathcal{T}(M^+)$ , shown in Fig. 8. The transition

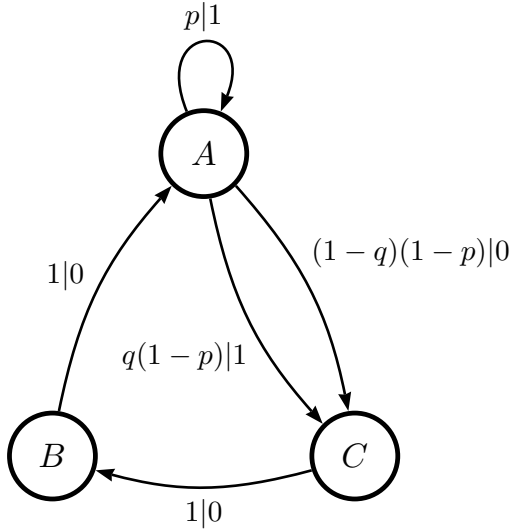


FIG. 8: The time-reversed presentation,  $\widetilde{M}^+ = \mathcal{T}(M^+)$ , of the Nemo Process.

matrices of this machine are:

$$\widetilde{T}^{(0)} = \begin{array}{c} \begin{array}{ccc} & A & B & C \\ A & 0 & 0 & (1-q)(1-p) \\ B & 1 & 0 & 0 \\ C & 0 & 1 & 0 \end{array} \end{array} \text{ and}$$

$$\widetilde{T}^{(1)} = \begin{array}{c} \begin{array}{ccc} & A & B & C \\ A & p & 0 & q(1-p) \\ B & 0 & 0 & 0 \\ C & 0 & 0 & 0 \end{array} \end{array}.$$

Finally, we construct the mixed-state presentation of the time-reversed presentation,  $\mathcal{U}(\widetilde{M}^+)$ , which is shown in Fig. 9. On doing so, we obtain the following mixed states:

$$D \equiv \nu(1) = \frac{1}{p+q-pq} \begin{array}{ccc} A & B & C \\ \left( \begin{array}{ccc} p & 0 & q(1-p) \end{array} \right),$$

$$E \equiv \nu(01) = \frac{1}{p+q-pq} \begin{array}{ccc} A & B & C \\ \left( \begin{array}{ccc} 0 & q & p(1-q) \end{array} \right), \text{ and}$$

$$F \equiv \nu(001) = \frac{1}{p+q-pq} \begin{array}{ccc} A & B & C \\ \left( \begin{array}{ccc} q & p(1-q) & 0 \end{array} \right).$$

These mixed states form the reverse  $\epsilon$ -machine causal states, which are exactly the same as the forward  $\epsilon$ -machine. Thus, the Nemo Process is causally reversible. The mixed states are distributions giving the probabilities of the forward causal states conditioned on a reverse

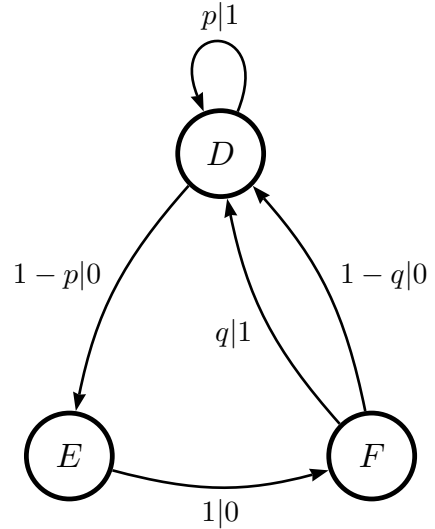


FIG. 9: The reverse  $\epsilon$ -machine for the Nemo Process.

causal state:

$$\Pr(\mathcal{S}^+|\mathcal{S}^-) = \frac{1}{p+q-pq} \begin{array}{c} D \\ E \\ F \end{array} \begin{array}{ccc} A & B & C \\ \left( \begin{array}{ccc} p & 0 & q(1-p) \\ 0 & q & p(1-q) \\ q & p(1-q) & 0 \end{array} \right).$$

We use this to directly compute:

$$H[\mathcal{S}^+|\mathcal{S}^-] = \frac{1}{3-2p} \left[ \frac{p}{p+q-pq} \log_2 \left( \frac{p+q-pq}{p} \right) + \frac{q(1-p)}{p+q-pq} \log_2 \left( \frac{p+q-pq}{q(1-p)} \right) \right] + \frac{2(1-p)}{3-2p} \left[ \frac{q}{p+q-pq} \log_2 \left( \frac{p+q-pq}{q} \right) + \frac{p(1-q)}{p+q-pq} \log_2 \left( \frac{p+q-pq}{p(1-q)} \right) \right].$$

Finally, we have:

$$\begin{aligned} \mathbf{E} &= C_\mu - H[\mathcal{S}^+|\mathcal{S}^-] \\ &= \log_2(3-2p) - \frac{2(1-p)}{3-2p} \log_2(1-p) \\ &\quad - \frac{1}{3-2p} \left[ \frac{p}{p+q-pq} \log_2 \left( \frac{p+q-pq}{p} \right) + \frac{q(1-p)}{p+q-pq} \log_2 \left( \frac{p+q-pq}{q(1-p)} \right) \right] \\ &\quad + \frac{2(1-p)}{3-2p} \left[ \frac{q}{p+q-pq} \log_2 \left( \frac{p+q-pq}{q} \right) + \frac{p(1-q)}{p+q-pq} \log_2 \left( \frac{p+q-pq}{p(1-q)} \right) \right]. \end{aligned}$$

## CONCLUSION

The detailed calculations make evident that Refs. [1] and [2]'s mixed-state method gives a new level of di-

rect analysis for the informational properties of stationary stochastic processes, such as the crypticity and the excess entropy. The complementary approach given by the crypticity expansion  $\chi(k)$  is useful in understanding information accessibility—how internal state information is spread over time in measurement sequences [3]. Nonetheless, while  $\chi(k)$  can be calculated in particular finite cases, the mixed-state method is the most general and efficient method.

<sup>†</sup> Electronic address: cellison@cse.ucdavis.edu

<sup>‡</sup> Electronic address: chaos@cse.ucdavis.edu

- [1] J. P. Crutchfield, C. J. Ellison, and J. Mahoney. Time's barbed arrow: Irreversibility, crypticity, and stored information. *submitted*, 2009. arxiv.org:0902.1209 [cond-mat].
- [2] C. J. Ellison, J. R. Mahoney, and J. P. Crutchfield. Prediction, retrodiction, and the amount of information stored in the present. *arxiv: 0905.3587 [cond-mat]*, 2009.
- [3] J. R. Mahoney, C. J. Ellison, , and J. P. Crutchfield. Information accessibility and cryptic processes. *submitted*, 2009. arxiv.org:0905.4787 [cond-mat].

---

\* Electronic address: jrmahoney@ucdavis.edu