

NESTED HIERARCHIES IN PLANAR GRAPHS

WON-MIN SONG[†], T. DI MATTEO^{†‡}, AND TOMASO ASTE^{†‡}

Abstract. We construct a partial order relation which acts on the set of 3-cliques of a maximal planar graph G and defines a unique hierarchy. We demonstrate that G is the union of a set of special subgraphs, named ‘bubbles’, that are themselves maximal planar graphs. The graph G is retrieved by connecting these bubbles in a tree structure where neighboring bubbles are joined together by a 3-clique. Bubbles naturally provide the subdivision of G into communities and the tree structure defines the hierarchical relations between these communities.

Key words. maximal planar graph, 3-clique, bubble, hierarchy, community

AMS subject classifications. 05C10, 05C62, 05C82, 06A06

1. Introduction. There has been an increasing amount of interest in the study of complex systems via tools of network theory [2]. Properties such as small-world or scale-free degree distributions have emerged as universal properties of many real complex networks and seemingly these ingredients shape the world we live in [1, 2]. In particular, it has been pointed out that the understanding of the organization of local communities is one of the key elements in the study of the structure of complex networks [3] and it can shed light on several relevant issues [4]. One of the underlying assumptions in these studies is that there are local communities and there is a hierarchy among these communities [5]. However, a precise definition of communities and their hierarchy is hard to formulate.

In previous works [6, 7, 8, 9], some of the authors proposed a tool for filtering information in complex systems by using planar maximally filtered graphs (PMFG). This filtering procedure yields to maximal planar graphs¹ that are triangulations of a topological sphere (orientable surface of genus $g = 0$) [11].

In this paper, we explore ways to characterize the hierarchical structure of maximal planar graphs and we propose a new framework to define communities on these graphs and to extract their hierarchical relation. Planar graphs can display different levels of complexity featuring some of important ingredients of complex networks such as large clustering coefficients, small-world properties and scale-free degree distributions [12]. Constituting elements of maximal planar graphs are surface triangles and, more generally, 3-cliques². These building blocks also define a class of larger subgraphs, that we name ‘bubbles’, which are themselves maximal planar graphs. We will show in this paper that a hierarchical relationship emerges naturally in planar graphs and it is directly associated to the system of 3-cliques and to the bubble structure.

The paper is organized as follows. In **Section 2**, we define a hierarchy among the system of 3-cliques in a maximal planar graph. The concept of hierarchical graph H associated to the 3-cliques hierarchy is introduced in **Section 3** where it is also shown that H is a forest of rooted trees. This hierarchy is extended to bubbles in **Section 4** where a bubble hierarchical graph H_b is defined and it is shown that H_b

[†]Applied Mathematics, Research School of Physical Sciences, The Australian National University, 0200 Canberra, Australia (won-min.song@anu.edu.au).

[‡]Department of Mathematics, King’s College, The Strand, London, WC2R 2LS, UK.

¹ A graph is said to be planar if it has an embedding in the plane such that no two edges intersect except at their end points. It is said to be maximal planar if no more edges can be inserted without violating planarity.

²A 3-clique is a sub graph made of 3 mutually connected vertices.

is a tree. The generality of the subdivision into bubbles and of the uniqueness of the emerging topology of the bubble hierarchical tree are discussed in **Section 5**. **Section 6** provides two examples where these hierarchical constructions are applied and discussed in details. Conclusions and perspectives are provided in **Section 7**. In order to improve readability, some of the proofs are reported in **Appendix**.

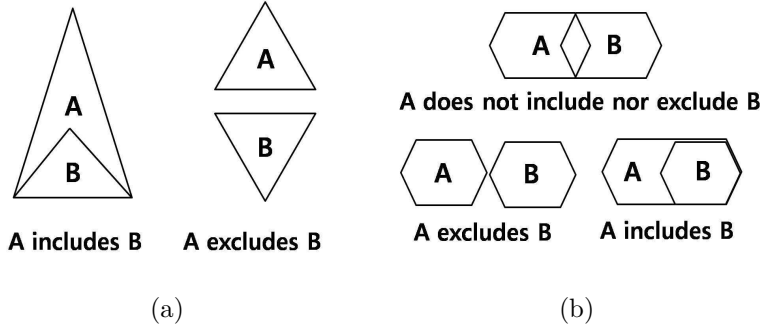


FIG. 1.1. (a) Two possible cases for two triangles (3-cliques). Either one is inclusive of the other or exclusive. (b) Three possible cases for general cycles larger than a 3-clique showing that there are intermediate cases which are neither inclusive or exclusive.

2. Hierarchy on Maximal Planar Graphs. In this section, we introduce the concept of hierarchy on maximal planar graphs. In particular, we identify a hierarchy as a partially ordered set (K, \preceq_K) where \preceq_K is a binary relation over a set K . We restrict our investigation to maximal planar graphs whose vertices participate to at least one 3-clique and have no multiple edges or self-loops. 3-cliques are the simplest non trivial topological graphs and they are easy to find computationally by looking for the common neighbors of two vertices connected directly by an edge. We will show that the simplicity of 3-cliques provides us with a unique property: *a 3-clique strictly includes (or excludes) another* (see Fig. 1.1), a feature that is not true for general cycles. Let us use the notation $G(V, E)$ for a maximal planar graph with a vertex set V and an edge set E . Let us call $K = \{k_1, k_2, \dots, k_c\}$ the set of 3-cliques in $G(V, E)$, where k_i is the ' i^{th} ' 3-clique. We consider maximal planar graphs which make triangulated surfaces containing at least $3(|V| - 2)$ 3-cliques. In order to assign a partial order relation on the set of 3-cliques we proceed in two steps:

First we define the direction of k_i which assigns the *interior* and the *exterior* of the 3-clique;

Second we define the partial order relation \preceq_K from the definition of interior and exterior of $k_i \in K$ on G .

2.1. Interior and exterior of a 3-clique. In a planar graph 3-cliques have a unique property described as follow:

LEMMA 2.1 (3-clique Removal). *Every 3-clique $k_i \in K$ is either a separating or non-separating cycle in G .*

Lemma 2.1 follows from the fact that any cycle is always either a separating or a non-separating cycle in a maximal planar graph [11]. If the vertices i and j are joined by an edge, we shall call the edge ij . Let us recall that a cycle is a graph which consists of a set of distinct vertices i, j, \dots, m together with a set of distinct edges joining them in cyclic order ij, \dots, mi . A cycle, as a subgraph of G , is said to be *separating* if it divides G into two non-empty subgraphs S and S' that any pair of vertices $i \in S$

and $j \in S'$ is connected by a path which always includes at least one vertex from the cycle. On the contrary, for a *non-separating cycle*, either of S or S' is empty [11].

DEFINITION 2.2 (Interior and Exterior of k_i). *If S and S' are the two subgraphs obtained upon removal of k_i , then the one with smaller order³ is said to be the **interior** of k_i and conversely the **exterior** of k_i is the one with largest order. In case the orders of S and S' are equal, the interior is assigned arbitrarily to one of the two subgraphs and exterior to the other.*

We denote the interior as $G_{in}^i(V_{in}^i, E_{in}^i)$ and the exterior as $G_{out}^i(V_{out}^i, E_{out}^i)$ for each k_i .

DEFINITION 2.3 (Union and Intersection Operators on Graphs). *Given a graph G , let us call two arbitrary subgraphs of G as S_1 and S_2 . Then the union operator \cup on S_1 and S_2 , $S_1 \cup S_2$ is defined as follows: $v \in (S_1 \cup S_2)$ if and only if $v \in V_1$ or $v \in V_2$ where V_1 and V_2 are vertex sets of S_1 and S_2 .*

Similarly, we define the intersection as follow: $v \in (S_1 \cap S_2)$ if and only if $v \in V_1$ and $v \in V_2$.

We say v_i and v_j are connected in $(S_1 \cup S_2)$ if and only if $v_i v_j \in E$ and $v_i, v_j \in (V_1 \cup V_2)$ where E is the edge set of G .

We say v_i and v_j are connected in $(S_1 \cap S_2)$ if and only if $v_i, v_j \in (V_1 \cap V_2)$ and $v_i v_j \in E$.

THEOREM 2.4. *For any two arbitrary 3-cliques k_i and k_j , we always have:*

1. *If $k_j \subseteq (k_i \cup G_{in}^i)$, then $(k_j \cup G_{in}^j) \subseteq (k_i \cup G_{in}^i)$ or vice versa;*
2. *otherwise, $G_{in}^i \cap G_{in}^j = \emptyset$.*

Proof. Let us call $S_{in}^i = (k_i \cup G_{in}^i)$ and $S_{in}^j = (k_j \cup G_{in}^j)$ for convenience.

1. Firstly, S_{in}^i is maximal planar [11]. Therefore, removal of $k_j \subseteq S_{in}^i$ yields to two separate subgraphs S_1 and S_2 of S_{in}^i so that $S_{in}^i = (S_1 \cup k_j \cup S_2)$. Since $k_i \subseteq S_{in}^i$ and S_{in}^i is a disjoint union of S_1, S_2 and k_j , k_i must belong to either of $(S_1 \cup k_j)$ or $(S_2 \cup k_j)$. Let us arbitrarily choose $k_i \subseteq (k_j \cup S_2)$. Then,

$$\begin{aligned}
(2.1) \quad G &= (G_{in}^i \cup k_i \cup G_{out}^i) = S_{in}^i \cup G_{out}^i \\
(2.2) \quad &= (S_1 \cup k_j \cup S_2) \cup G_{out}^i \\
(2.3) \quad &= [(S_1 \cup k_j) \cup S_2] \cup G_{out}^i \\
(2.4) \quad &= (S_1 \cup k_j) \cup (S_2 \cup G_{out}^i) .
\end{aligned}$$

We made use of associativity of union operator in the calculation above⁴. Since $k_i \neq k_j$, there exists at least one vertex of k_j in S_2 . Then S_2 is connected to G_{out}^i via the vertex in k_i . Therefore, we can decompose Eq. 2.4 into three disjoint union of connected subgraphs S_1, k_j and $(S_2 \cup G_{out}^i)$ as:

$$(2.5) \quad G = S_1 \cup k_j \cup (S_2 \cup G_{out}^i) .$$

In Eq.2.5, it is immediate that S_1 and $(S_2 \cup G_{out}^i)$ are the disjoint subgraphs of G realized by removal of k_j as in Lemma 2.1. Comparing the orders, $|S_1| \leq |G_{in}^i| \leq |G_{out}^i| \leq |(S_2 \cup G_{out}^i)| \Rightarrow |S_1| \leq |(S_2 \cup G_{out}^i)|$. By Definition 2.2, it is immediate that $G_{in}^j = S_1$ and $G_{out}^j = (S_2 \cup G_{out}^i)$.

³The order of S is its number of vertices.

⁴We have omitted the proof for the associativity of the union in Definition 2.3 since it is an immediate consequence of the associativity of union operating on general sets.

2. Suppose $(G_{in}^i \cap G_{in}^j) \neq \emptyset \Rightarrow \exists v_o \in (G_{in}^i \cap G_{in}^j)$. And suppose $k_j \not\subseteq (k_i \cup G_{in}^i)$ and vice versa so that $\exists v_j \in k_j$ such that $v_j \in G_{out}^i$. Then v_o and v_j are connected via k_i . However, v_j is connected to any vertices in G_{in}^j including v_o without k_i since we have assumed $k_i \not\subseteq (k_j \cup G_{in}^j)$. Therefore, by contradiction, $G_{in}^i \cap G_{in}^j = \emptyset$.

□

COROLLARY 2.5. *Given a 3-clique k_i and a vertex $v \in G_{in}^i$, all 3-cliques k_j in which $v \in k_j$ satisfy $k_j \subseteq (k_i \cup G_{in}^i)$.*

Proof. By Lemma 2.1, v is connected to G_{out}^i via k_i . This implies that any vertex in G_{in}^i is connected to G_{out}^i by paths made of at least 2 edges. Then, any 3-clique involving v cannot have vertices from G_{out}^i since vertices in a 3-clique are connected by single edges, not paths of greater lengths. Therefore, $k_j \subseteq (k_i \cup G_{in}^i)$. □

2.2. Partial Order Relation on the set of 3-cliques. Let us here introduce the relation \preceq_K for the 3-cliques in K .

DEFINITION 2.6 (Relation between two 3-cliques). $k_i \preceq_K k_j$ if and only if $(k_i \cup G_{in}^i) \subseteq (k_j \cup G_{in}^j)$. We now show with the following theorem that \preceq_K is a partial order relation.

THEOREM 2.7 (Partial order relation between 3-cliques). *The partially ordered set (K, \preceq_K) satisfies the three axioms:*

1. *Reflexivity: $k_i \preceq_K k_i$ for $\forall k_i \in K$,*
2. *Antisymmetry: $k_i \preceq_K k_j$ and $k_j \preceq_K k_i$ implies $k_i = k_j$,*
3. *Transitivity: $k_i \preceq_K k_j$ and $k_j \preceq_K k_m$ implies $k_i \preceq_K k_m$.*

Proof.

Reflexivity For all i , $(k_i \cup G_{in}^i) \subseteq (k_i \cup G_{in}^i)$. Therefore reflexivity holds.

Antisymmetry If $k_i \preceq_K k_j$, then $(k_i \cup G_{in}^i) \subseteq (k_j \cup G_{in}^j)$ by definition. Similarly, if $k_j \preceq_K k_i$, then $(k_j \cup G_{in}^j) \subseteq (k_i \cup G_{in}^i)$. These imply $(k_i \cup G_{in}^i) = (k_j \cup G_{in}^j)$. However, this does not mean $k_i = k_j$.

So, suppose that $k_i \neq k_j$ to prove by contradiction. Then $G_{in}^i \neq G_{in}^j$ and $G_{out}^i = G_{out}^j$. This implies that there exists a vertex $v_i \in k_i$ such that $v_i \in G_{in}^j$. By Lemma 2.1, v_i is also directly connected to G_{out}^i . Then, G_{out}^j is directly connected to G_{in}^j without k_j since $G_{out}^i = G_{out}^j$. This violates the planarity of G , therefore $k_i = k_j$.

Transitivity If $k_i \preceq_K k_j$ and $k_j \preceq_K k_m$, then $(k_i \cup G_{in}^i) \subseteq (k_j \cup G_{in}^j)$ and $(k_j \cup G_{in}^j) \subseteq (k_m \cup G_{in}^m)$. Therefore, $(k_i \cup G_{in}^i) \subseteq (k_m \cup G_{in}^m)$. So $k_i \preceq_K k_m$ is true.

□

Note that (K, \preceq_K) is a partially ordered set (a poset) and therefore, differently from a total order, there are some elements in K that might not be related to each other through \preceq_K . It is known that, for any finite poset, one can find a set of maximal elements which are not smaller than any other element in the set [13]. For the set of 3-cliques in G , we have therefore the following theorem:

THEOREM 2.8 (Maximal Elements). *(K, \preceq_K) always has at least one maximal element, and can have more than one maximal element.*

Proof. If a poset has a finite order, then it always has at least one maximal element [13]. Since K is a finite set, there is at least one maximal element. In order to prove that there can be many maximal elements, we provide an example in Fig. 2.1 that has several maximal elements. □

3. Hierarchical Graph for the 3-cliques. We can now associate to the hierarchical relation between 3-cliques a graph where the vertices are the 3-cliques and the *directed* edges connect 3-cliques accordingly to the poset relation \preceq_K . Let us first

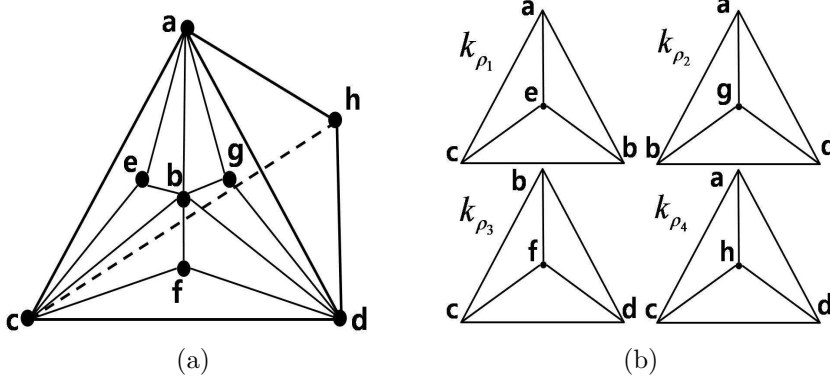


FIG. 2.1. (a) A maximal planar graph which has 4 maximal elements. (b) We have dissembled the maximal planar graph into the four maximal 3-cliques. The 3-cliques are (labels in the brackets denote the vertices of corresponding 3-clique): $k_{\rho_1} = (a, b, c)$, $k_{\rho_2} = (a, b, d)$, $k_{\rho_3} = (b, c, d)$, $k_{\rho_4} = (a, c, d)$. All of these 3-cliques have the same size of interior, which is one vertex as shown.

formalize closest elements in the poset by defining covering elements, so that we can associate the elements by edges.

DEFINITION 3.1 (Covering elements). *Given the poset (K, \preceq_K) , an element $x \in K$ is said to cover $y \in K$ if $y \preceq_K x$ and there is no other element $z \in K$ such that $y \preceq_K z$ and $z \preceq_K x$ [13].*

DEFINITION 3.2 (Hierarchical Graph). *The hierarchical graph $H(K, E_k)$, has vertex set K and a directed edge $\overrightarrow{k_j k_i} \in E_k$ from k_j to k_i is a pair such that k_i covers k_j in (K, \preceq_K) . We shall call $\overrightarrow{k_j k_i}$ outgoing edge from k_j and incoming edge to k_i . Having defined the hierarchical graph, one can define adjacent elements as **neighbors** which is a general term in graph theory [11], and further characterize the properties in the language of graph theory.*

DEFINITION 3.3 (Neighbors). *Given a vertex v_o in an undirected graph X , we say v_1, v_2, \dots are neighbors of v_o if they share edges with v_o . If X is a directed graph with incoming and outgoing edges then we call v_1, v_2, \dots (incoming/outgoing) neighbors if they share an (incoming/outgoing) edge at v_o .*

THEOREM 3.4 (Incoming Neighbors). *For an arbitrary 3-clique k_i with incoming neighbors k_j, k_l, \dots in H , one has $G_{in}^j \cap G_{in}^l = \emptyset$.*

Proof. Suppose $k_j \subseteq (k_l \cup G_{in}^l)$ or $k_l \subseteq (k_j \cup G_{in}^j)$. This implies that it is either $k_j \preceq_K k_l$ or $k_l \preceq_K k_j$, therefore k_i does not cover k_l or k_j . By Definition 3.2, this is against the definition of the hierarchical tree. By contradiction, this implies $k_j \not\subseteq (k_l \cup G_{in}^l)$ and $k_l \not\subseteq (k_j \cup G_{in}^j)$. Therefore, by Theorem 2.4, $G_{in}^j \cap G_{in}^l = \emptyset$. \square

THEOREM 3.5. *Any vertex in H can have (a) several incoming edges, but (b) no more than one outgoing edge.*

Proof.

(a) In other words, we need to prove that there can be a number of 3-cliques which reside in the interior of an arbitrary 3-clique k_o . Let us present an example. Given k_o , let us suppose that it's interior corresponds to the 'inside of the triangle' in Fig. 3.1(a). In Fig. 3.1(a) there are seven non-separating 3-cliques in the interior of k_o , these 3-cliques are incoming edges in H by Definition 3.2 as shown in (b).

(b) Let us first show that there can be one outgoing neighbor in H . Fig. 3.1 is

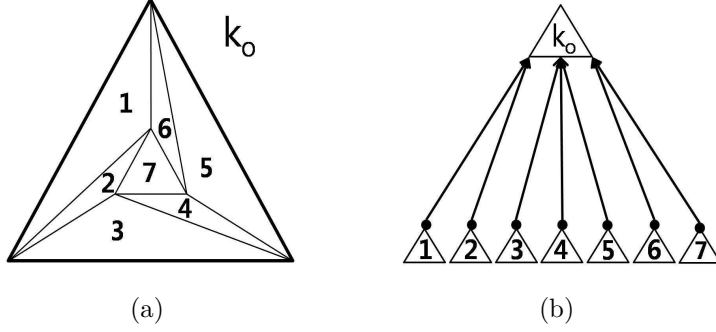


FIG. 3.1. (a) The interior of a 3-clique k_o can be triangulated by non-separating triangles which have empty interiors. (b) Each of them form a different incoming edge at the vertex k_o in the hierarchical graph H .

an example that, indeed, k_o is the only outgoing neighbor of the 3-cliques 1, 2, 3, ..., 7.

Now, proving by contradiction, let us suppose that there are more than one outgoing edges, and say there are two outgoing edges without loss of generality. Let us call k_1 and k_2 the outgoing neighbors of k_o . Then $[k_o \subseteq (k_1 \cup G_{in}^1)] \wedge [k_o \subseteq (k_2 \cup G_{in}^2)] \Rightarrow G_{in}^1 \cap G_{in}^2 \neq \emptyset$ since $(k_o \neq k_1) \wedge (k_o \neq k_2)$. We have two possible cases between k_1 and k_2 as suggested by Corollary 2.4:

(i) $k_1 \subseteq (k_2 \cup G_{in}^2) \Rightarrow k_1 \preceq_K k_2$. Since $k_o \preceq k_1$ by the assumption, k_o is not covered by k_2 . This violates the assumption that k_2 covers k_o . The same argument holds when $k_2 \subseteq (k_1 \cup G_{in}^1)$.

(ii) $[k_1 \not\subseteq (k_2 \cup G_{in}^2)] \wedge [k_2 \not\subseteq (k_1 \cup G_{in}^1)] \Rightarrow G_{in}^1 \cap G_{in}^2 = \emptyset$. But, this also violates the initial assumption that $G_{in}^1 \cap G_{in}^2 \neq \emptyset$.

Therefore, there cannot be two outgoing neighbors since the assumption of two outgoing neighbors yields contradiction. The same argument holds for general cases of many outgoing neighbors k_1, k_2, \dots . Hence there cannot be more than one outgoing neighbor in H for all 3-cliques.

□

COROLLARY 3.6 (Forest of Rooted Hierarchical Trees). *H is a forest of rooted trees where the number of trees corresponds to the number of maximal elements in (K, \preceq_K) and each maximal element is the root of a tree.*

Proof.

No Cycle In order to be a forest or a tree, H must have no cycles. In order to prove that H does not possess any cycle, let us suppose that there exists a cycle which is made of a set of distinct edges. Without loss of generality, let us suppose that the cycle is of order 3 and expressed as $\overrightarrow{k_i k_j} \overrightarrow{k_j k_m} \overrightarrow{k_m k_i}$. By definition of the edges in H , this implies $k_i \preceq_K k_j$, $k_j \preceq_K k_m$. By transitivity of (K, \preceq_K) , this implies $k_i \preceq_K k_m$. However, the cycle also implies $k_m \preceq_K k_i$. By reflexivity of (K, \preceq_K) , this implies $k_i = k_m$. This is against the assumption that the cycle is of order 3. Therefore, the assumption is false. The same argument using the transitivity and reflexivity applies to any cycle of order greater than 3. Therefore there does not exist any cycle in H .

Forest In order to prove that H can be a forest of many trees, it is sufficient to show that H can be disconnected. This implies that there exist two 3-cliques k_i and k_j which do not have a connecting path in H . We will use the maximal

elements in (K, \preceq_K) to prove the disconnectedness of H . Let us suppose that (K, \preceq_K) possesses more than one maximal element (which is a possible case by Theorem 2.8), and let there be two maximal elements k_{ρ_i} and k_{ρ_j} . Suppose they are connected by a path. By transitivity, this implies $k_{\rho_i} \preceq_K k_{\rho_j}$ or vice versa. This is false because these are maximal elements. Therefore all maximal elements of (K, \preceq_K) are disconnected. This implies that H is a forest made of a number of tree greater or equal than the number of maximal elements.

Roots In H , a root is a 3-clique which does not possess outgoing edges. Clearly, the maximal element does not possess any outgoing edges by definition. Unless a 3-clique k_i is a maximal element, then it is not a root since there exists always another 3-clique k_j which is $k_i \preceq_K k_j$. This also proves that the number of trees is equal to to the number of maximal elements.

□

DEFINITION 3.7 (Nested Community). *A tree in H is a nested community.*

DEFINITION 3.8 (Nesting Depth). *The path length between a 3-clique k_i and its corresponding root in a nested community is the nesting depth of k_i .*

We denote the nesting depth as $h(k_i)$. The graph H provides a valuable instrument to study hierarchy in maximal planar graph G . Specifically we have two important properties that can be used to classify hierarchies in G : **first**, we have a natural division of G into a system of subgraphs associated with the rooted trees; **second**, the nesting depth provides us with an instrument to further distinguish between the various branches inside the trees as a function of increasing topological distance from the root. On the other hand, by construction, the structure of H and the hierarchy depend on the definition of interior and exterior for the separating cliques. Although, well defined, such a dependence on the clique direction can be source of artificial hierarchical positioning of the cliques in H . In the next section, we show that we can also eliminate the dependence on clique direction by extending the hierarchy to bubbles.

4. Hierarchy on bubbles: extension of 3-clique hierarchy. Here we extend the concept of nested hierarchy from 3-cliques to larger portions of planar graph that we shall call ‘bubbles’. This extension has the advantage to produce a connected hierarchical graph with a topological structure that is independent on the choice of interior for the 3-clique.

DEFINITION 4.1 (Imaginary 3-clique). *We define an imaginary 3-clique k_{imag} whose interior G_{in}^{imag} is G . Let us denote $K' = K \cup \{k_{imag}\}$.*

COROLLARY 4.2. *If we define $\preceq_{K'}$ as follows:*

$$\text{For } k_i, k_j \in K', k_i \preceq_{K'} k_j \text{ if } (k_i \cup G_{in}^i) \subseteq (k_j \cup G_{in}^j).$$

Then $(K', \preceq_{K'})$ is a partially ordered set with a single maximal element k_{imag} .

Proof. The order relation $\preceq_{K'}$ is identically defined to \preceq_K except that it acts on an extended set K' . Thus, the proof to show that $(K', \preceq_{K'})$ is a poset is trivial to that of (K, \preceq_K) except that we need to show that k_{imag} satisfies the axioms for a poset.

The reflexivity holds since $(k_{imag} \cup G_{in}^{imag}) \subseteq (k_{imag} \cup G_{in}^{imag})$. The antisymmetry holds since $(k_{imag} \cup G_{in}^{imag})$ is the only graph which can have itself as a subgraph. The transitivity holds since it follows naturally from the transitivity of the operator \subseteq .

It is immediate from Definition 4.1 that $k_i \preceq_K k_{imag}$ and $k_i \not\preceq_K k_{imag}$ for all $k_i \in K$, therefore k_{imag} is the only maximal element in $(K', \preceq_{K'})$. □

4.1. Bubble Hierarchy. Let us begin by formally define a ‘bubble’:

DEFINITION 4.3 (Bubble). *A bubble b is a maximal planar graph whose 3-cliques are non-separating cycles.*

A bubble is a special class of maximal planar graphs where the set of all the 3-cliques are all triangular faces. This implies that each 3-clique is a maximal element as well as a minimal element. A bubble has therefore the simplest hierarchical structure. Hereafter we use the concept of bubble in order to analyze G as made of a set of bubbles joined by separating 3-cliques. To this end, we search for bubbles in G by making use of the property that each 3-clique is maximal as well as minimal. We can also define a hierarchy for them by making use of (K, \preceq_K) once we describe G in terms of bubbles.

THEOREM 4.4 (Bubbles in G). *Given a 3-clique $k_i \in K$ which has incoming edges in H , its graph union with the neighbor 3-cliques k_j, k_m, \dots is a bubble b_i .*

Proof. The proof is given in Appendix A. \square Note that Theorem 4.4 does not realize bubbles made by only one 3-clique since it always takes graph union of more than one 3-clique. Let us call k_i as *root 3-clique of b_i* and the set of all bubbles obtained by Theorem 4.4 as B .

THEOREM 4.5 (Maximal 3-cliques). *The graph union of maximal 3-cliques of (K, \preceq_K) is a bubble.*

Proof. The proof is given in appendix B. \square Let us call this bubble made of the maximal 3-cliques as b_ρ .

COROLLARY 4.6 (All bubbles). *The union $B' = B \cup \{b_\rho\}$ is the set of all bubbles we can find in G .*

Proof. The proof is given in Appendix C. \square This is a very important result because it clarifies that the ‘bubbles’ are defined independently from the 3-clique hierarchy.

DEFINITION 4.7 (Bubble Hierarchy). *Let B' be a set of bubbles realized by Theorems 4.4 and 4.5. Then let us define the relation $\preceq_{B'}$ between b_i and b_j as follows:*

$$b_i \preceq_{B'} b_j \text{ if } k_i \preceq_{K'} k_j.$$

THEOREM 4.8. *$(B', \preceq_{B'})$ is a partially ordered set with a single maximal element b_ρ .*

Proof. The proof is trivial from that of $(K', \preceq_{K'})$ because of the one-to-one correspondence between B' and K' . \square

5. Bubble Hierarchical Tree. DEFINITION 5.1 (Bubble Hierarchical Tree). *If b_i covers b_j in $(B', \preceq_{B'})$, then they are connected in the hierarchical tree $H_b(B', E_b)$ by a directed edge $\overrightarrow{b_i b_j}$.*

COROLLARY 5.2. *H_b is a single rooted tree whose root is b_ρ .*

Proof. We simply illustrate the proof for Corollary 5.2 since it resembles the proof for Corollary 3.6. Indeed, H_b is a forest because does not possess any loop since loops disrupt the planarity. H_b is a single rooted tree because the relation $b_i \preceq_{B'} b_\rho$ holds for all $b_i \in B$. \square As suggested from Corollary 4.6, the bubble hierarchical tree $H_b(B', E_b)$ has the very important property that the connection topology (non-directed edges) is independent on the definition of interior/exterior of the 3-cliques. Indeed, given a separating 3-clique k_i , by definition, it divides G into two maximally planar subgraphs $(k_i \cup G_{in}^i)$ and $(k_i \cup G_{out}^i)$. From Theorem 4.4, a 3-clique in a bubble is either: (i) an incoming neighbor at some 3-clique in H , or (ii) an outgoing neighbor at other 3-cliques in H . This implies that any separating 3-clique belongs to two bubbles, hence the topology of connection between bubbles does not depend on the definition of interior but depends on whether two bubbles share a common 3-clique. Let us now formalize this property more precisely with the two following corollaries.

COROLLARY 5.3 (Separating 3-cliques in H). *A 3-clique is separating in G if and only if it has a non-empty set of incoming neighbors in H .*

Proof. The proof consists of two parts: proving in the forward and backward directions. (i) A 3-clique k_i is separating if it has incoming neighbors in H , and (ii) k_i has incoming neighbors in H if it is a separating 3-clique in G .

(i) Suppose k_i has incoming neighbors in H . This implies that k_i has a non-empty interior. By the definition of interior and exterior in Definition 2.2, k_i has non-empty exterior as well since it must have a larger subgraph of G , G_{out}^i , than G_{in}^i . Therefore k_i is separating.

(ii) Suppose k_i is a separating 3-clique. Then k_i has non-empty interior G_{in}^i . Since G is maximally planar, any vertex in G_{in}^i belongs to at least one 3-clique that are not k_i . By Corollary 2.5, this 3-clique belongs to $(k_i \cup G_{in}^i)$. Therefore, k_i has incoming neighbors in H .

□ Let us now use the above property to state that two adjacent bubbles in H_b always share a common 3-clique.

COROLLARY 5.4. *b_i is an incoming or outgoing neighbor at b_j in H_b if and only if the two bubbles b_i and b_j share a common 3-clique.*

Proof. Let us proceed in two steps:

(i) If b_i is an incoming or outgoing neighbor at b_j in H_b , then they share one and only one common 3-clique;

(ii) If b_i and b_j share a common 3-clique, then b_i is an incoming or outgoing neighbor at b_j .

First, let us suppose that b_i is an incoming neighbor at b_j . By the definition of edges in H_b (Definition 5.1), there are two 3-cliques $k_i \subset b_i$ and $k_j \subset b_j$ that k_i is incoming neighbor at k_j in H . By Theorem 4.4, $k_i \subset b_j$, hence they share at least one 3-clique. However, they cannot share more than one 3-clique. Suppose they do. And let us call these two 3-cliques as k_i and k'_i . Since $b_i \preceq_{B'} b_j$, $k_i, k'_i \preceq_K k_j$, k_i and k'_i are not maximal. By Corollary 4.6, b_i is then not a union of maximal 3-cliques but union of k_i and its incoming neighbors in H . Therefore $k'_i \preceq_K k_i$, hence k'_i is not covered by k_j . Then, by Corollary 4.6, k'_i cannot be a subgraph of b_j . This violates the assumption that k'_i is the subgraph of b_j . Therefore, there is always one and only one common 3-clique between the neighboring bubbles b_i and b_j in H_b .

Second, let us suppose that two bubbles b_i and b_j share a common 3-clique and call it k . Suppose that b_i is not an incoming neighbor in H_b . Then there exists a bubble b_l such that $(b_l \neq b_i) \wedge (b_l \neq b_j)$, and $(b_i \preceq_{B'} b_l) \wedge (b_l \preceq_{B'} b_j)$. Since k is a 3-clique of b_i , it satisfies $k \preceq_K k_i$. Similarly, $k_i \preceq_K k_l$ since $b_i \preceq_{B'} b_l$. Since $k \neq k_i$, k is not covered by k_j , therefore k is not a 3-clique of b_j . This violates our assumption that k is the common 3-clique of b_i and b_j , therefore b_j covers b_i , hence they are connected in H_b . □ We have therefore proved that neighboring bubbles in H_b are always connected through one and only one common 3-clique and vice versa any separating 3-clique in H is always shared by two bubbles.

6. Examples. In this section, we present two examples which will help to illustrate the relation between the graph structure and its hierarchical trees.

6.1. Combination of Polyhedral Graphs. In Fig. 5.1, we have drawn a maximal planar graph which is made of six vertices (a,b,c,d,e and f). We first count and remunerate all 3-cliques in the graph as reported in Fig 5.1(b). Then we can assign the relation between 3-cliques \preceq_K by comparing the interiors as in Definition 2.2. In this case, we can see that the 3-clique (a, d, c) remunerated as '4' is the only 3-clique with a non-empty interior. Therefore, '4' has incoming neighbors in the hierarchical

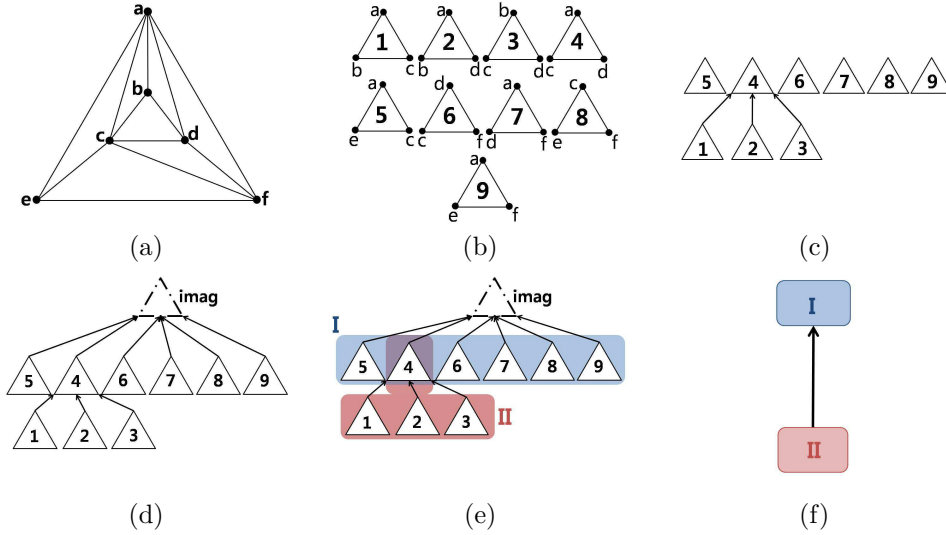


FIG. 5.1. An example of extraction of 3-clique and bubble hierarchies from a simple maximal planar graph. (a) The maximal planar graph of interest. (b) All 3-cliques. (c) The 3-clique hierarchical tree. (d) Insertion of k_{imag} to merge the maximal 3-cliques producing the poset $(K', \preceq_{K'})$ and the corresponding hierarchical tree. (e) 3-cliques which belong to different bubbles are highlighted. (f) Bubble hierarchical tree.

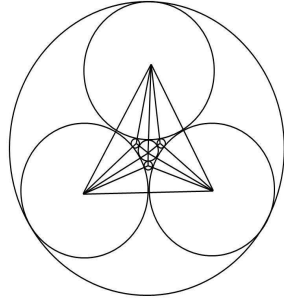


FIG. 6.1. Apollonian packing at 3rd generation and the corresponding graph.

tree as depicted in Fig 5.1(c).

We can now extend this to the bubble hierarchy. In Fig. 5.1(e), the imaginary 3-clique (Definition 4.1) is included so that the poset $(K', \preceq_{K'})$ has a single maximal element. By applying Theorems 4.4 and 4.5, we merge the 3-cliques with incoming neighbors in the hierarchical tree to obtain the list of bubbles. In Fig. 5.1(e), it is shown that we obtain 2 bubbles, namely I and II. This results in the bubble hierarchical tree in Fig. 5.1(f) according to the poset in Definition 4.7.

6.2. Apollonian Graph . In Fig.6.1 we report a type of maximal planar graph which has been inspired from the Apollonian packing of circles. An apollonian graph is constructed by connecting centers of tangent circles which are inserted at different stages to fill the voids [14, 12]. In particular, an Apollonian graph at n th generation is obtained from the Apollonian packing up to the insertion of the n th smallest circles. Beginning from a tetrahedral graph, this is equivalent to adding a vertex in each

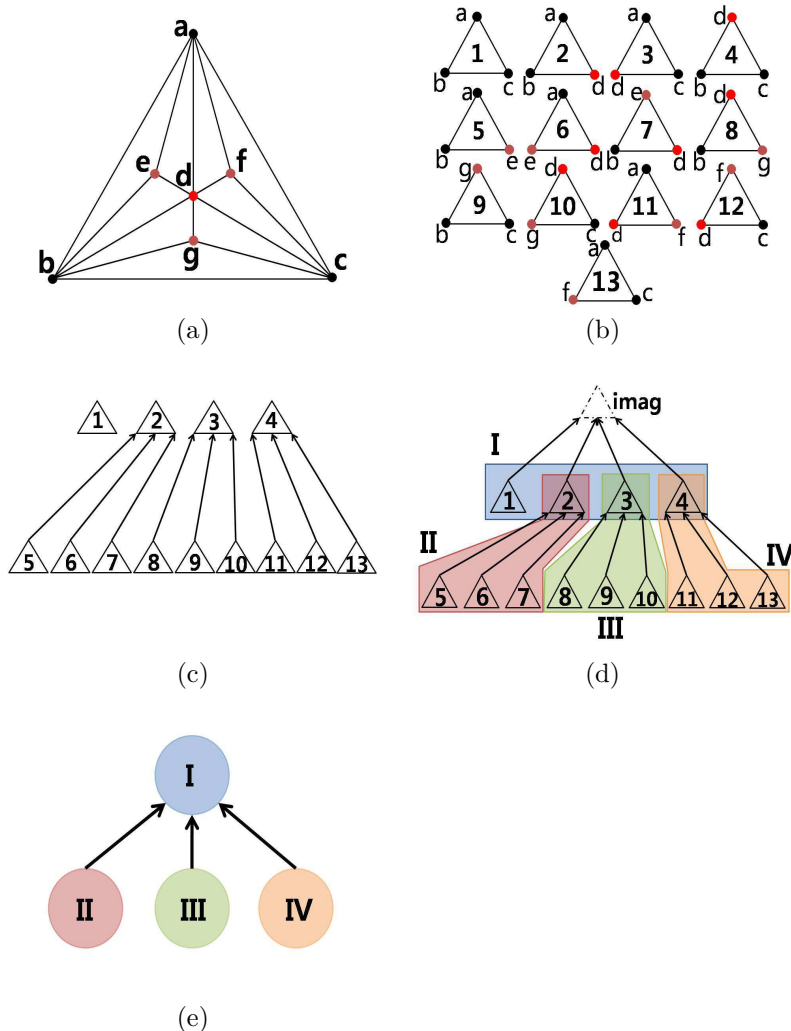


FIG. 6.2. (a) Apollonian Graph at 3rd generation (b) all the 3-cliques. (c) 3-clique hierarchical tree. (d) 3-clique hierarchical tree with the imaginary 3-clique. (e) The bubble hierarchical tree.

non-separating 3-clique, then join the extra vertex with the vertices of the 3-clique. In Fig. 6.1, we have an example where the 3rd generation is reached and the corresponding graph is drawn.

On this graph (redrawn with labels in Fig. 6.2(a)) we have computed the corresponding hierarchical trees and bubbles as shown Fig. 6.2(b)-(e). From the figures, we see that all 3-cliques of nesting depth 0 have incoming neighbors except for '1' in (c). Indeed, this Apollonian packing omits packing circles on the outside⁵ of the triangle '1' and does not allow it to have any incoming 3-cliques in H . Similarly to Fig. 5.1, we have classified the 3-cliques into the bubbles in (d) by making use of Theorems 4.4 and 4.5. The bubble hierarchical tree is shown in (e).

⁵With 'outside' we refer to the exterior of the triangle '1' which has no vertices.

7. Conclusions. In this paper, we have shown that it is possible to define a unique hierarchical structure (K, \preceq_K) of 3-cliques in maximal planar graphs G . From the poset relation \preceq_K , we can build a hierarchical graph $H(K, E_k)$ which is a forest of rooted trees where the vertices are the 3-cliques $k_i \in K$ and there is a directed edge $\overrightarrow{k_j k_i} \in E_k$ from k_j to k_i if k_i covers k_j in (K, \preceq_K) . This hierarchy depends on the definition of interior/exterior of the 3-clique.

We have shown that the extension of the 3-clique hierarchy to bubbles yields to a unique hierarchical structure for the bubbles. The set of bubbles B from G can be always uniquely identified and they form a tree $H_b(B', E_b)$ where the vertices are the bubbles $b_i \in B'$ and there is a directed edge $\overrightarrow{b_j b_i} \in E_b$ from b_j to b_i if b_i covers b_j in $(B', \preceq_{B'})$. We have shown that two neighboring bubbles are joined by one and only one 3-clique of G . The undirected topological structure of $H_b(B, E_b)$ is independent from the definition of interior/exterior for the 3-cliques.

In the language of current network theory [5], it is natural to associate these bubbles with the idea of ‘communities’. Indeed, they are connected portions of the graph which are loosely connected with the rest of the graph through 3-cliques. The mathematical framework developed in this paper is therefore the base for a new way of identifying communities and detecting their relationships. Applications to the analysis of weighted graphs and correlation based networks [6, 7, 8, 9, 10] are under current investigation.

Acknowledgments. This work was partially supported by the ARC Discovery Projects DP0344004 (2003), DP0558183 (2005) and COST MP0801 project.

Appendix A. Proof of Theorem 4.4: Bubbles in G .

Proof.

Connectedness Given a 3-clique k_i with incoming neighbors k_j, k_l, \dots in H , let us prove connectedness by proceeding in four steps:

1. define a set of disjoint subgraphs $\Omega = \{G_{out}^i, G_{in}^j, G_{in}^l, \dots\}$;
2. pick two subgraphs from Ω , G_{in}^j and G_{in}^l and show that two vertices $v_j \in G_{in}^j$, $v_l \in G_{in}^l$ are connected in G if the graph union $k_i \cup k_j \cup k_l \cup \dots$ is connected;
3. prove that $(k_i \cup k_j \cup k_l \cup \dots) = G \setminus (G_{out}^i \cup G_{in}^j \cup G_{in}^l \cup \dots)$;
4. prove connectedness of $k_i \cup k_j \cup k_l \cup \dots$.

First, by Lemma 2.1, k_i distinguishes two disjoint subgraphs of G , G_{in}^i and G_{out}^i by removing k_i . This implies $G_{out}^i \cap (k_i \cup G_{in}^i) = \emptyset$. Since k_j, k_l, \dots are incoming neighbors of k_i , $(k_j \cup G_{in}^j) \subseteq (k_i \cup G_{in}^i)$. Therefore, $G_{in}^j \cap G_{out}^i = \emptyset$ for any incoming neighbor k_j at k_i . Moreover, by Theorem 3.4, $G_{in}^j \cap G_{in}^l = \emptyset$ for any two incoming neighbors k_j and k_l . Therefore, the set of subgraphs Ω consists of disjoint graphs.

Second, since $k_l \notin G_{in}^j$ and $k_j \notin G_{in}^l$, k_j and k_l must be connected in $G \setminus (G_{in}^j \cup G_{in}^l)$ in order to maintain connectedness of G . Repeating this argument for all the pairs of subgraphs in Ω , this yields that k_i, k_j, k_l, \dots are connected in $G \setminus (G_{out}^i \cup G_{in}^j \cup G_{in}^l \cup \dots)$.

Third, we now must prove that $(k_i \cup k_j \cup k_l \cup \dots) = G \setminus (G_{out}^i \cup G_{in}^j \cup G_{in}^l \cup \dots)$. Let us suppose that there is a vertex v such that $v \notin (k_i \cup k_j \cup k_l \cup \dots)$ and $v \in G \setminus (G_{out}^i \cap G_{in}^j \cap G_{in}^l \cap \dots)$ so that we prove the claim if existence of such v yields contradiction. Since G is maximally planar, v belongs to at least one 3-clique. Let us call this 3-clique k_m . We know that $k_m \neq k_j$ for any incoming

neighbor k_j by $v \notin (k_i \cup k_j \cup k_l \cup \dots)$. By Corollary 2.5, $k_m \subseteq (k_i \cup G_{in}^i)$, hence $k_m \preceq_K k_i$. On the other hand, $k_m \not\preceq_K k_j$ for any incoming neighbor k_j because $v \notin G_{in}^j \Rightarrow k_m \not\subseteq (k_j \cup G_{in}^j) \Rightarrow (G_{in}^j \cap G_{in}^m) = \emptyset$. Therefore, $k_m \preceq_K k_i$ and $k_m \not\preceq_K k_j$. Consequently, k_i is the only 3-clique that satisfies $k_m \preceq_K k_i$, hence k_i covers k_m . Then k_m is another incoming neighbor at k_i in H by the Definition 3.2. However, k_j, k_l, \dots are all of the incoming neighbors as we have assumed from the beginning. This yields a contradiction, therefore the claim is true.

Fourth having proven that $(k_i \cup k_j \cup k_l \cup \dots) = G \setminus (G_{out}^i \cup G_{in}^j \cup G_{in}^l \cup \dots)$, we are now in a position to say that the graph union $b_i = (k_i \cup k_j \cup k_l \cup \dots)$ is connected since we have already proved $G \setminus (G_{out}^i \cup G_{in}^j \cup G_{in}^l \cup \dots)$ is connected.

Maximally Planar

Firstly, let us stress that we have already proved that G is a disjoint union $G = b_i \cup (G_{out}^i \cup G_{in}^j \cup G_{in}^l \cup \dots)$. This implies that if one could add an extra edge in b_i without violating the planarity, one can also do it in $b_i \cup (G_{out}^i \cup G_{in}^j \cup G_{in}^l \cup \dots)$ since this is a disjoint union. This is not possible because G is maximally planar. Therefore b_i is maximally planar as well.

Non-Separating

Since b_i involves only the 3-cliques k_i, k_j, k_l, \dots , and does not include $G_{out}^i, G_{in}^j, G_{in}^l, \dots$, this implies that each 3-clique in b_i has either its interior or exterior removed from G . Therefore each 3-clique does not separate b_i into two subgraphs since either interior or exterior is always empty. Therefore they are non-separating 3-cliques.

□

Appendix B. Proof of Maximal Bubble in Theorem 4.5. Here we must prove that the graph union of maximal 3-cliques of (K, \preceq_K) is a bubble and its root 3-clique is k_{imag} (Theorem 4.5). We do this by following the same reasoning used in the proof of Theorem 4.4.

Proof.

Connectedness

b_ρ must be connected. Suppose it is not so that there are disconnected components of b_ρ . That is, there exists at least one pair of vertices in $v_p, v_q \in V_\rho$ which are not connected. Let us pick an arbitrary vertex v_p from one of the disconnected components and another v_q from a different component. This implies v_p and v_q belong to different maximal 3-cliques k_{ρ_i} and k_{ρ_j} . Because k_{ρ_i} and k_{ρ_j} are separating 3-cliques, any paths between v_p and v_q must contain at least one vertex from each of k_{ρ_i} and k_{ρ_j} . In order to maintain the connectedness of G , k_{ρ_i} and k_{ρ_j} must be connected.

Maximally Planar

We claim that $b_\rho = (\bigcup_i k_{\rho_i}) = (G \setminus (\bigcup_i G_{in}^{\rho_i}))$. The argument is very similar to that of $b_i = (k_i \cup k_j \cup k_l \cup \dots) = G \setminus (G_{out}^i \cup G_{in}^j \cup G_{in}^l \cup \dots)$ in the proof of Theorem 4.4 in Appendix A. Suppose there exists $v \notin (\bigcup_i k_{\rho_i})$ but $v \in (G \setminus (\bigcup_i G_{in}^{\rho_i}))$. Since G is maximally planar, there exists k_i such that $v \in k_i$ and $k_i \neq k_{\rho_i}$ for all ρ_i .

Since k_{ρ_i} are all of the maximal 3-cliques in (K, \preceq_K) , $k_{\rho_i} \not\preceq_K k_i$ for all ρ_i , but $k_i \preceq_K k_{\rho_i}$ for some ρ_i . Then $k_i \subseteq (k_{\rho_i} \cup G_{in}^{\rho_i}) \Rightarrow v \in G_{in}^{\rho_i}$. This is against the initial assumption that $v \in (G \setminus (\bigcup_i G_{in}^{\rho_i}))$. Therefore, $(\bigcup_i k_{\rho_i}) = (G \setminus (\bigcup_i G_{in}^{\rho_i}))$. Then, one can say G is a disjoint union of $b_\rho \cup (\bigcup_i G_{in}^{\rho_i})$.

Let us call $\overline{b_\rho} = (\bigcup_i G_{in}^{\rho_i})$ for simplicity. Then, any additional edge in b_ρ without violating the planarity can be added in G as well, since G is the disjoint union $b_\rho \cup \overline{b_\rho}$. Since G is maximally planar, this is not true. Therefore, no additional edge can be added in b_ρ without violating the planarity.

Non-Separating

Following the same argument in the proof of Theorem 4.4, $b_\rho = G \setminus \overline{b_\rho}$, hence

all 3-cliques in b_ρ do not have any interior. Therefore they are non-separating in b_ρ .

□

Appendix C. Proof on the set of bubbles in Corollary 4.6. Let $K_b = \{k_i, k_j, k_l, \dots\}$ be the set of 3-cliques of a given bubble b . Before proceeding to prove Corollary 4.6, let us state some useful theorems.

THEOREM C.1 (Removal of 3-clique from a bubble). *Given a bubble b and a 3-clique $k_i \subset b$, $(b \setminus k_i) \subseteq G_{in}^i$ or $(b \setminus k_i) \subseteq G_{out}^i$.*

Proof. By Lemma 2.1, there are two subgraphs G_{in}^i and G_{out}^i such that $(G \setminus k_i) = (G_{in}^i \cup G_{out}^i)$ is a disjoint union. Then any connected subgraph of $(G \setminus k_i)$ must be a subgraph of either G_{in}^i or G_{out}^i . Therefore, $(b \setminus k_i) \subseteq G_{in}^i$ or $(b \setminus k_i) \subseteq G_{out}^i$ since $(b \setminus k_i)$ is connected as k_i is non-separating in b . □ The following corollary is immediate from Theorem C.1.

COROLLARY C.2 (Maximal 3-clique of K_b). *Given $k_i, k_j \in K_b$, there exist at most one 3-clique k_i in K_b such that, for any $k_j \in K_b$, $k_j \preceq_K k_i$. Moreover, k_i covers k_j .*

Proof. It is immediate from Theorem C.1 that, if there exists k_i such that $(b \setminus k_i) \subseteq G_{in}^i$, then all $k_j \preceq_K k_i$ for all $k_j \in K_b$.

Now, suppose that k_i is the 3-clique with property $k_j \preceq_K k_i$ for all $k_j \in K_b$. Then, suppose there exists $k_j \in K_b$ that k_i does not cover k_j . Then, there is another 3-clique k_l such that $k_l \preceq_K k_i$ and $k_j \preceq_K k_l$, so $k_i \subseteq (k_l \cup G_{out}^l)$ and $k_j \subseteq (k_l \cup G_{in}^l)$. If $k_l \in K_b$, then this implies k_l is a separating 3-clique in b , therefore b is not a bubble. On the other hand, if $k_l \notin K_b$, then b is a disconnected subgraph, hence b is not a bubble either. By contradiction, k_i must cover k_j . □ Now, we extend the latter statement in Corollary C.2 that no single maximal 3-clique exists in K_b .

COROLLARY C.3 (Maximal bubble). *If there is no $k_i \in K_b$ such that $k_j \preceq_K k_i$ for all other $k_j \in K_b$, then b is the bubble made of maximal 3-cliques in the poset (K, \preceq_K) .*

Proof. Suppose that there is no $k_i \in K_b$ such that $k_j \preceq_K k_i$ for all other $k_j \in K_b$. And, suppose there exists $k_j \in K_b$ that k_j is not maximal in (K, \preceq_K) . Then there is $k_l \in K$ that $k_j \preceq_K k_l$. If $k_l \in K_b$, then b is not a bubble since k_l is a separating 3-clique in b . On the other hand, if $k_l \notin K_b$, then b is a disconnected subgraph of G , therefore b is not a bubble either. Therefore, by contradiction, there is no such $k_j \in K_b$ that is not maximal in (K, \preceq_K) . □ Now, let us state the final result of Theorem C.1 and Corollaries C.2 and C.3.

COROLLARY C.4 (Bubbles in H). *If b is a bubble in G , then the set of 3-cliques in K_b are either:*

- (i) Union of a 3-clique k_i and all of its incoming neighbors k_j, k_l, \dots in H , or
- (ii) Union of all maximal 3-cliques of (K, \preceq_K) .

Proof. By Corollaries C.2 and C.3, a bubble b consists of a set K_b of 3-cliques that consists of (i) one maximal 3-clique k_i and covered 3-cliques k_j (i.e. incoming neighbors in H at k_i), or (ii) maximal 3-cliques. What the corollaries do not prove is whether K_b is the set of (i) k_i and **all** of covered 3-cliques k_j , or (ii) **all** maximal 3-cliques.

Let us suppose that K_b does not include all incoming neighbors at k_i . And let us call the set of 3-cliques k_i and all of its incoming neighbors as K_i . We have shown that union of 3-cliques in K_i yields a bubble in the proof of Theorem 4.4. Since $K_b \subset K_i$, this implies union of 3-cliques in K_b is not maximally planar. Therefore, the assumption that $K_b \neq K_i$ is wrong. Therefore $K_b = K_i$.

Similarly, the union of all maximal 3-cliques yields a maximally planar bubble as stated in Theorem 4.5. Therefore, Corollary C.4 is true. \square It is immediate that Corollary C.4 is the equivalent statement to Corollary 4.6. Therefore we have proven Corollary 4.6.

REFERENCES

- [1] G. Caldarelli, “Scale-Free Networks. Complex Webs in Nature and Technology”, Oxford University Press, 2007.
- [2] S. Boccaletti, V. Latora, Y. Moreno, M. Chavez, and D.-U. Hwang, Complex networks: Structure and dynamics, *Phys. Rep.*, 424:175–308, 2006.
- [3] M. Girvan and M. E. J. Newman, Community structure in social and biological networks, *Proc. Natl. Acad. Sci. USA*, 99(12):7821–7826, 2002.
- [4] Aaron Clauset, Cristopher Moore, and M.E.J. Newman, Hierarchical structure and the prediction of missing links in networks, *Nature*, 453:98–101, 2008.
- [5] M. Girvan M.E.J. Newman, Finding and evaluating community structure in networks, *Phys. Rev. E*, 69(026113), 2004.
- [6] Michel Tumminello, Tomaso Aste, Tiziana Di Matteo, and Rosario. N. Mantegna, A tool for filtering information in complex systems, *Proc. Natl. Acad. Sci. USA*, 102(30), 2005.
- [7] T. Aste, T. Di Matteo, and S. Hyde, Complex networks on hyperbolic surfaces, *Phys. A*, 346:20–26, 2005.
- [8] T. Di Matteo, T. Aste, S. T. Hyde, and S. Ramsden, Interest rates hierarchical structure, *Phys. A*, 21–33, 2005.
- [9] M. Tumminello, T. Di Matteo, T. Aste, and R.N. Mantegna, Correlation based networks of equity returns sampled at different time horizons. *Eur. Phys. J. B*, 55(2):209–217, 2007.
- [10] T. Di Matteo, F. Pozzi, T. Aste, The use of dynamical networks to detect the hierarchical organization of financial market sectors, *Eur. Phys. J. B* 2009.
- [11] Reinhard Diestel, *Graph Theory ed.3*, Springer-Verlag, 2005.
- [12] José S. Andrade Jr., Hans J. Herrmann, Roberto F.S. Andrade, and Luciano R. da Silva, Apollonian networks: Simultaneously scale-free, small world, euclidan, space filling and matching graphs, *Phys. Rev. Lett.*, 94(018702), 2005.
- [13] Jech. T., *Set Theory*, Springer-Verlag, 2003.
- [14] T. Aste and D. Weaire, *The Pursuit of Perfect Packing*, Taylor and Francis, 2nd Ed., New York, 2008.