

The QCD static energy at N^3LL

Nora Brambilla and Antonio Vairo

*Physik Department, Technische Universität München, D-85748 Garching, Germany and
Dipartimento di Fisica dell'Università di Milano
and INFN, via Celoria 16, 20133 Milan, Italy*

Xavier Garcia i Tormo

*High Energy Physics Division, Argonne National Laboratory,
9700 South Cass Avenue, Argonne, IL 60439, USA*

Joan Soto

*Departament d'Estructura i Constituents de la
Matèria and Institut de Ciències del Cosmos,
Universitat de Barcelona, Diagonal 647,
E-08028 Barcelona, Catalonia, Spain*

(Dated: June 21, 2024)

Abstract

We compute the static energy of QCD at short distances at next-to-next-to-next-to leading-logarithmic accuracy in terms of the three-loop singlet potential. By comparing our results with lattice data we extract the value of the unknown piece of the three-loop singlet potential.

PACS numbers: 12.38.Aw, 12.38.Bx, 12.38.Cy, 12.38.Gc, 12.39.Hg

I. INTRODUCTION

The energy between a static quark and a static antiquark separated at a distance r , which is referred to as the static energy, is a basic object to understand the dynamics of QCD [1]. When calculated at short distances in perturbation theory, the virtual emission of ultrasoft gluons (i.e. gluons with energy and momentum smaller than $1/r$ that can change the color state of the quark-antiquark pair from singlet to octet) produce infrared divergences. These, after resummation of certain diagrams, induce in the static energy logarithms, $\ln \alpha_s(1/r)$ [2]. In an effective field theory framework [3, 4], the separation of scales in the problem is made explicit: the static energy becomes the sum of a matching coefficient, the static potential, which encodes all contributions from the scale $1/r$, and of the contributions coming from ultrasoft gluons, which start at three loops. Logarithms are remnants of the cancellation between infrared divergences of the potential and ultraviolet divergences of the ultrasoft contributions [5]. These logarithms may be potentially large when r is very small, so that $\alpha_s(1/r) \ln \alpha_s(1/r)$ terms in the static energy may need to be resummed. The resummation of the ultrasoft leading logarithms (LLs)¹ was performed in [6]. The anomalous dimension of the ultrasoft next-to-leading logarithm (NLL)² was calculated in [7]³ and turned out to be quite large, showing that the resummation of the ultrasoft NLLs should also be addressed. In this paper, we will consider this resummation.

It has been argued in [9, 10, 11, 12] that the proper consideration, and cancellation, of the renormalon singularities is crucial to obtain a good convergence of the perturbative series for the static potential in the short-distance region. The detailed analysis of the possible influence of ultrasoft effects in the renormalon structure of the potential will not be presented in this paper. We will just follow the analysis of [9, 10, 11, 12], which essentially take advantage of the fact that a constant term may be added to the potential, a freedom that remains even if ultrasoft effects are taken into account. As we will see later, this seems to be enough to obtain a convergent perturbative series for the static potential in the

¹ Leading ultrasoft logarithms contribute to the static energy at order $\alpha_s^{3+n} \ln^n \alpha_s$ for $n \geq 0$, i.e. at next-to-next-to-leading logarithmic, N²LL, order.

² Next-to-leading ultrasoft logarithms contribute to the static energy at order $\alpha_s^{4+n} \ln^n \alpha_s$ for $n \geq 0$, i.e. at next-to-next-to-next-to-leading logarithmic, N³LL, order.

³ The calculation relies on the next-to-leading order (NLO) calculation of the chromoelectric correlator done in [8].

short-distance region.

The static potential is a basic ingredient of heavy-quarkonium physics [13]. In particular, its perturbative evaluation at higher orders is relevant to describe the top-quark pair production process near threshold. This process is expected to allow the extraction of the top quark mass to a high precision, and hence a remarkable effort is being made to calculate it at next-to-next-to-next-to-leading order (N³LO) [14, 15, 16, 17]. The past experience with the next-to-next-to-leading order (N²LO) results [18] indicates that both renormalon cancellation and the logarithmic resummation [19, 20] are necessary for accurate determinations of the position of the pole and of the shape of the cross section respectively. Our results will be relevant for the N³LL calculation of this process.

The paper is structured as follows. In the next section, we introduce residual mass terms in potential Non-Relativistic QCD (pNRQCD) and summarize the current status of the perturbative calculations for the static potential. In section III, we present and solve the renormalization group equations for the static pNRQCD Lagrangian, at next-to-leading order, and briefly describe the renormalon subtracted scheme that we use. Section IV presents a comparison of our results for the static energy with lattice data, and the numerical extraction of the missing piece of the three-loop static potential. We conclude in section V.

II. POTENTIALS AND RESIDUAL MASS TERMS IN PNRQCD

The general form of the dimension 6 operators in the pNRQCD Lagrangian is

$$c_s S^\dagger S + c_o O^{a\dagger} O^a, \quad (1)$$

where S is the singlet and O^a the octet fields. The coefficients c_s and c_o have dimension 1.

Let us recall that, in order to define Heavy Quark Effective Theory (HQET) beyond perturbation theory, or even in perturbation theory when regularizations with an explicit scale (cut-off) are used, one needs to introduce a residual mass term δm_Q in the Lagrangian [21]

$$\mathcal{L}_{\text{HQET}} = \psi^\dagger (iD_0 - \delta m_Q) \psi + \mathcal{O}\left(\frac{1}{m_Q}\right), \quad (2)$$

with m_Q the heavy-quark mass and ψ the heavy-quark field. We may associate to δm_Q the size of the typical hadronic scale Λ_{QCD} . This residual mass term will be inherited by the

pNRQCD Lagrangian. In the paper, we consider the weak-coupling regime of pNRQCD, defined by

$$\frac{1}{r} \gg \frac{\alpha_s}{r} \gg \Lambda_{\text{QCD}}, \quad (3)$$

at leading order in the $1/m_Q$ expansion; in this situation, the residual mass term is absorbed in the coefficients c_s and c_o above. Therefore, it is useful to split them in a part that is proportional to $1/r$, which corresponds to the singlet and octet potential⁴, and a part that is proportional to Λ_{QCD} :

$$c_s = V_s + \Lambda_s = -C_F \frac{\alpha_{V_s}}{r} + \Lambda_s, \quad (4)$$

$$c_o = V_o + \Lambda_o = \frac{1}{2N_c} \frac{\alpha_{V_o}}{r} + \Lambda_o, \quad (5)$$

where

$$\begin{aligned} \alpha_{V_{s,o}}(r, \mu) = \alpha_s(1/r) & \left\{ 1 + \tilde{a}_1 \frac{\alpha_s(1/r)}{4\pi} \right. \\ & + \tilde{a}_{2,s,o} \left(\frac{\alpha_s(1/r)}{4\pi} \right)^2 + \left[\frac{16\pi^2}{3} C_A^3 \ln r\mu + \tilde{a}_{3,s,o} \right] \left(\frac{\alpha_s(1/r)}{4\pi} \right)^3 \\ & \left. + \left[a_4^{L2} \ln^2 r\mu + \left(a_4^L - \frac{16}{9} \pi^2 C_A^3 \beta_0 (5 - 6 \ln 2) \right) \ln r\mu + \tilde{a}_{4,s,o} \right] \left(\frac{\alpha_s(1/r)}{4\pi} \right)^4 + \dots \right\}, \end{aligned} \quad (6)$$

with

$$\tilde{a}_1 = \frac{31}{9} C_A - \frac{10}{9} n_f + 2\gamma_E \beta_0, \quad (7)$$

$$\begin{aligned} \tilde{a}_{2,s} = & \left(\frac{4343}{162} + 4\pi^2 - \frac{\pi^4}{4} + \frac{22}{3} \zeta(3) \right) C_A^2 - \left(\frac{899}{81} + \frac{28}{3} \zeta(3) \right) C_A n_f \\ & - \left(\frac{55}{6} - 8 \zeta(3) \right) C_F n_f + \left(\frac{10}{9} n_f \right)^2 \\ & + \left(\frac{\pi^2}{3} - 4\gamma_E^2 \right) \beta_0^2 + \gamma_E (4\tilde{a}_1 \beta_0 + 2\beta_1), \end{aligned} \quad (8)$$

$$\tilde{a}_{2,o} = \tilde{a}_{2,s} + C_A^2 (\pi^4 - 12\pi^2), \quad (9)$$

$$a_4^{L2} = \frac{16\pi^2}{3} C_A^3 \left(-\frac{11}{3} C_A + \frac{2}{3} n_f \right), \quad (10)$$

$$a_4^L = 16\pi^2 C_A^3 \left[\tilde{a}_1 + n_f \left(-\frac{20}{27} + \frac{4}{9} \ln 2 \right) + C_A \left(\frac{149}{27} - \frac{22}{9} \ln 2 + \frac{4}{9} \pi^2 \right) \right]; \quad (11)$$

⁴ The singlet potential is often referred to as the static potential, a terminology which we also adopt in the paper. Recall that it coincides with the static energy up to two loops but differs from it beyond that order.

μ is the ultrasoft factorization scale. The color factors are defined as $C_F = (N_c^2 - 1)/(2N_c)$, $C_A = N_c$ where N_c is the number of colors; n_f is the number of (massless) flavors; γ_E is the Euler constant. The strong coupling constant α_s is in the $\overline{\text{MS}}$ scheme. The beta function is defined as

$$\alpha_s \beta(\alpha_s) = \frac{d\alpha_s}{d\ln\mu} = -\frac{\alpha_s^2}{2\pi} \sum_{n=0}^{\infty} \left(\frac{\alpha_s}{4\pi}\right)^n \beta_n, \quad (12)$$

where $\beta_0 = 11C_A/3 - 2n_f/3$, $\beta_1 = 34C_A^2/3 - 10C_A n_f/3 - 2C_F n_f$, and explicit expressions of β_2 and β_3 may be found, for instance, in [22].

The one-loop coefficient \tilde{a}_1 was calculated in [23, 24], the two-loop singlet coefficient $\tilde{a}_{2,s}$ in [25, 26, 27, 28] and the two-loop octet coefficient $\tilde{a}_{2,o}$ in [29]. The logarithmic piece of the third-order correction was calculated in [4, 5, 19, 30], whereas the non-logarithmic piece $\tilde{a}_{3,s,o}$ has not been completely calculated yet. The fermionic contributions of $\tilde{a}_{3,s}$ has been presented very recently in [31], where the computation of the n_f independent piece is reported to be in progress. A Padé estimate of $\tilde{a}_{3,s}$ gives: $\tilde{a}_{3,s} = -48\pi^3 V_s^{(3)}$, $V_s^{(3)}(n_f = 3) = -38.4$, $V_s^{(3)}(n_f = 4) = -28.7$, $V_s^{(3)}(n_f = 5) = -20.5$ [32]. The double logarithmic coefficient a_4^{L2} may be obtained from [6, 7] and the logarithmic coefficient a_4^L was obtained in [7]⁵. $\Lambda_{s,o}$ stands for $\Lambda_{s,o}(r, \mu)$ ⁶.

At order r^0 in the multipole expansion, the dimension 6 operators of pNRQCD do not have an anomalous dimension and, therefore, the renormalization group equations for the coefficients Λ_s and Λ_o will have the same structure as in the HQET the renormalization group equation for the coefficient of the operator $\psi^\dagger \psi$ has. At next-to-leading order in the multipole expansion, the pNRQCD Lagrangian reads

$$\begin{aligned} \mathcal{L}_{\text{pNRQCD}} = & \mathcal{L}_{\text{light}} + \int d^3\mathbf{r} \text{Tr} \left\{ S^\dagger [i\partial_0 - c_s(r, \mu)] S + O^\dagger [iD_0 - c_o(r, \mu)] O \right\} \\ & + V_A(r, \mu) \text{Tr} \left\{ O^\dagger \mathbf{r} \cdot g\mathbf{E} S + S^\dagger \mathbf{r} \cdot g\mathbf{E} O \right\} \\ & + \frac{V_B(r, \mu)}{2} \text{Tr} \left\{ O^\dagger \mathbf{r} \cdot g\mathbf{E} O + O^\dagger O \mathbf{r} \cdot g\mathbf{E} \right\} + \dots, \end{aligned} \quad (13)$$

where $\mathcal{L}_{\text{light}}$ is the part of the Lagrangian involving gluons and light quarks, which coincides with the QCD one, $S = \mathbf{1}_c/\sqrt{N_c} S$, $O = \sqrt{2} T^a O^a$, \mathbf{E} is the chromoelectric field, V_A and V_B are matching coefficients associated with the $\mathcal{O}(r)$ operators of the pNRQCD Lagrangian

⁵ Only the coefficient of the singlet potential was obtained there, it will be shown later in the paper that it coincides with the coefficient of the octet potential.

⁶ To simplify the notation, we will often suppress the dependence on r and just write $\Lambda_{s,o}(\mu)$.

and the dots stand for higher-order terms in the multipole expansion. Ultrasoft gluons cause transitions between singlet and octet fields and generate an ultrasoft anomalous dimension for the dimension 6 operators. In particular, this modifies the renormalization group (RG) equations for Λ_s and Λ_o .

III. RENORMALIZATION GROUP

The general structure of the renormalization group equations of pNRQCD in the static case has been discussed in [6], where the complete N²LL order was calculated. Here, we will calculate the complete N³LL order. It has been proved in [7] that in order to perform the calculation one needs not to consider higher orders in the multipole expansion beyond those already contributing to the N²LL calculation. Hence, the structure of the RG equations remains the same as in [6], but the anomalous dimensions need to be calculated to one order more in the ultrasoft loops. The RG equations read

$$\left\{ \begin{array}{l} \mu \frac{d}{d\mu} c_s = \gamma_s(\alpha_s) V_A^2 (c_o - c_s)^3 r^2 \\ \mu \frac{d}{d\mu} c_o = \gamma_o(\alpha_s) V_A^2 (c_o - c_s)^3 r^2 \\ \mu \frac{d}{d\mu} \alpha_s = \alpha_s \beta(\alpha_s) \\ \mu \frac{d}{d\mu} V_A = \gamma_A(\alpha_s) V_A \\ \mu \frac{d}{d\mu} V_B = \gamma_B(\alpha_s) V_B \end{array} \right. , \quad (14)$$

where the anomalous dimensions $\gamma_s(\alpha_s)$, $\gamma_o(\alpha_s)$, $\gamma_A(\alpha_s)$ and $\gamma_B(\alpha_s)$ are needed at order α_s^2 . Strictly speaking the equations above hold for $c_{s,o} = V_{s,o} + \Lambda_{s,o}$, provided that $V_{s,o} \gg \Lambda_{s,o}$ and one stays at linear order in $\Lambda_{s,o}$. If quadratic or cubic terms in $\Lambda_{s,o}$ are included, additional counterterms in the potential are needed to absorb the ultraviolet divergences of the ultrasoft calculation.

A. Anomalous dimensions

We calculate the anomalous dimensions in a regularization scheme in which the gluons, light quarks and center of mass motion are taken in D dimensions but the potentials in the ultrasoft loops are kept in three dimensions. We renormalize using the $\overline{\text{MS}}$ scheme in (relative) coordinate space.

In this scheme, the anomalous dimension γ_s was obtained in [7]. It is $-2\alpha_s \times \partial Z^{(1)}/\partial\alpha_s$, where $Z^{(1)}$ denotes the coefficient of the $1/\hat{\epsilon}$ ($1/\hat{\epsilon} = 1/\epsilon - \gamma_E + \ln 4\pi$, $D = 4 - 2\epsilon$) pole of the ultrasoft contribution to the static energy; we have

$$\gamma_s(\alpha_s) = -\frac{2}{3} \frac{\alpha_s C_F}{\pi} \left(1 + 6 \frac{\alpha_s}{\pi} B \right), \quad (15)$$

with

$$B = \frac{-5n_f + C_A(6\pi^2 + 47)}{108}. \quad (16)$$

In a similar way, γ_o can be obtained from the $1/\hat{\epsilon}$ poles of the ultrasoft contribution to the self-energy of the octet field. It is important to recall that, although we may obtain it by matching gauge-dependent Green's functions, the self-energy of the octet field is a gauge invariant quantity in perturbation theory, for the same reason as the pole mass is. At the order we are interested in, it can be obtained from the following expression to be taken in the $T \rightarrow \infty$ limit [4]

$$\begin{aligned} \langle T^a W_{\square} T^b \rangle &= Z_o(r) e^{-iTV_o(r)} \left(\langle \phi(T/2, -T/2)_{ab}^{\text{adj}} \rangle \right. \\ &\quad - \frac{g^2}{2N_c} V_A^2(r) \int_{-T/2}^{T/2} dt \int_{-T/2}^t dt' e^{-i(t-t')(V_s - V_o)} \\ &\quad \left. \times \langle \phi(T/2, t)_{aa'}^{\text{adj}} \mathbf{r} \cdot \mathbf{E}^{a'}(t) \mathbf{r} \cdot \mathbf{E}^{b'}(t') \phi(t', -T/2)_{b'b}^{\text{adj}} \rangle \right). \end{aligned} \quad (17)$$

$T^a W_{\square} T^b$ stands for a T^a and a T^b insertion at the time $T/2$ and $-T/2$ respectively in the space sides of a rectangular Wilson loop, and $\phi(t, t')_{ab}^{\text{adj}}$ is a Wilson line in the adjoint representation. The Feynman diagrams involved in the evaluation of this quantity in a covariant (or Coulomb) gauge do not coincide with the ones needed for γ_s (compare Fig. 1 with Fig. 4 of [7]), and would require extra calculations. Fortunately there is an argument which makes the explicit calculation unnecessary. If we take the $A_0 = 0$ gauge, the number of diagrams to be evaluated collapses to a few (the octet field does not emit gluons anymore), which, in addition, are the same for γ_s and γ_o . In this gauge, both anomalous dimensions

are related by trivial color factors. Since both anomalous dimensions are gauge invariant, it turns out that we can read γ_o from the known result for γ_s :

$$\gamma_o(\alpha_s) = -\frac{\gamma_s(\alpha_s)}{N_c^2 - 1}. \quad (18)$$

At order α_s , this is confirmed by the explicit calculation of [4].

Let us turn now to the evaluation of γ_A and γ_B . We use the fact that the μ dependence of V_A and V_B can be also obtained from the infrared logarithms in the matching calculation between HQET and pNRQCD. There is only one diagram which is infrared divergent in the matching calculation: it is displayed in Fig. 2. However, the divergence turns out to be linear and produces no logarithms. Then these anomalous dimensions remain zero also at next-to-leading order:

$$\gamma_A(\alpha_s) = \gamma_B(\alpha_s) = 0. \quad (19)$$

B. Solution of the renormalization group equations

The renormalization group equations for V_s and V_o can be read from (14) using that $V_{s,o} \gg \Lambda_{s,o}$ and neglecting the latter. They are given by

$$\left\{ \begin{array}{l} \mu \frac{d}{d\mu} V_s = -\frac{2}{3} \frac{\alpha_s C_F}{\pi} \left(1 + 6 \frac{\alpha_s}{\pi} B \right) V_A^2 (V_o - V_s)^3 r^2 \\ \mu \frac{d}{d\mu} V_o = \frac{1}{3} \frac{\alpha_s}{\pi} \frac{1}{N_c} \left(1 + 6 \frac{\alpha_s}{\pi} B \right) V_A^2 (V_o - V_s)^3 r^2 \\ \mu \frac{d}{d\mu} \alpha_s = \alpha_s \beta(\alpha_s) \\ \mu \frac{d}{d\mu} V_A = 0 \\ \mu \frac{d}{d\mu} V_B = 0 \end{array} \right. . \quad (20)$$

The solutions of these equations, at the order we are interested in, are $V_A(\mu) = V_A(1/r) = 1$, $V_B(\mu) = V_B(1/r) = 1$ (from $V_{A,B}(1/r) = 1 + \mathcal{O}(\alpha_s^2)$, see [7]), and

$$V_s(\mu) = V_s(1/r) + \frac{2}{3} C_F r^2 [V_o(1/r) - V_s(1/r)]^3$$

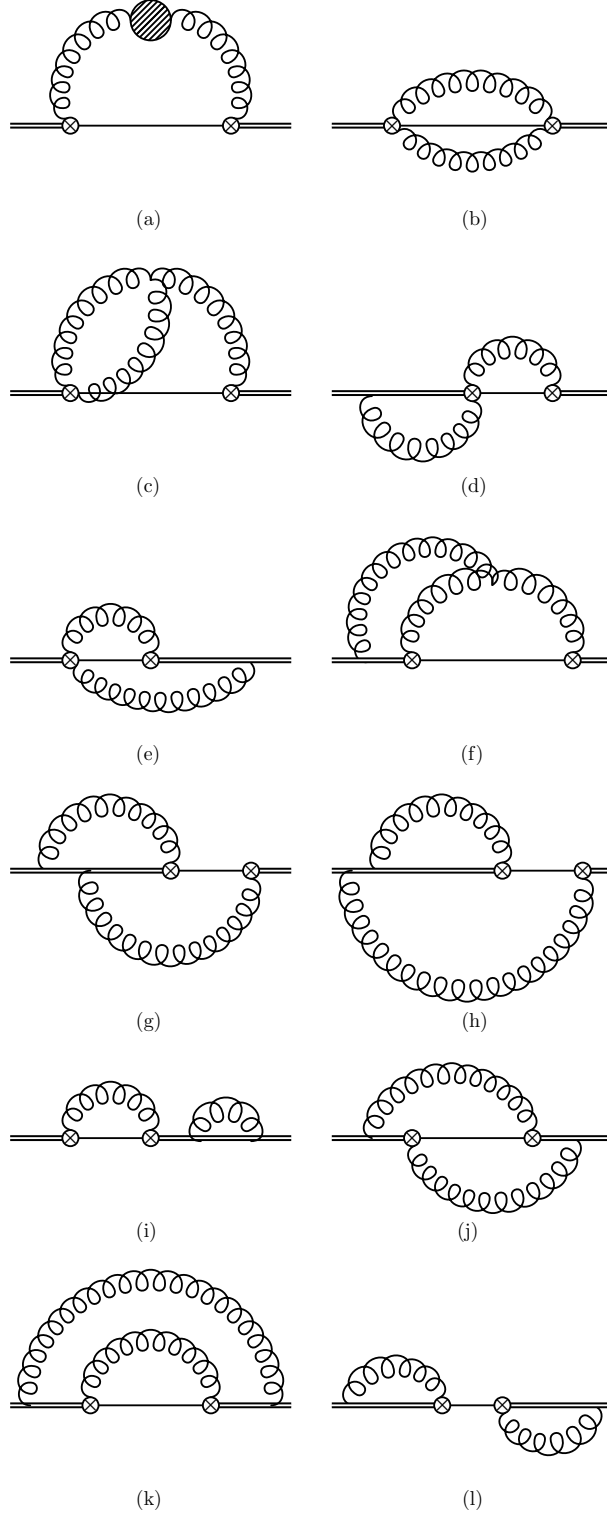


FIG. 1: Ultrasoft contributions to the self-energy of the octet field in a covariant gauge, at the order of interest. Symmetric graphs are understood for (c)-(i).

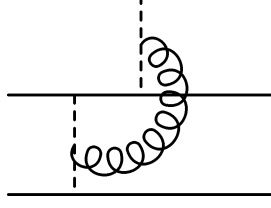


FIG. 2: Infrared divergent diagram in the matching calculation of V_A and V_B .

$$\times \left(\frac{2}{\beta_0} \ln \frac{\alpha_s(\mu)}{\alpha_s(1/r)} + \eta_0 [\alpha_s(\mu) - \alpha_s(1/r)] \right), \quad (21)$$

$$V_o(\mu) = V_o(1/r) - \frac{1}{3N_c} r^2 [V_o(1/r) - V_s(1/r)]^3 \\ \times \left(\frac{2}{\beta_0} \ln \frac{\alpha_s(\mu)}{\alpha_s(1/r)} + \eta_0 [\alpha_s(\mu) - \alpha_s(1/r)] \right), \quad (22)$$

where

$$\eta_0 = \frac{1}{\pi} \left(-\frac{\beta_1}{2\beta_0^2} + \frac{12B}{\beta_0} \right). \quad (23)$$

The renormalization group equations for Λ_s and Λ_o can also be obtained from (14) by expanding $c_{s,o}$ about $V_{s,o}$ and keeping the terms linear in $\Lambda_{s,o}$. They are given by

$$\left\{ \begin{array}{l} \mu \frac{d}{d\mu} \Lambda_s = -2 \frac{\alpha_s C_F}{\pi} \left(1 + 6 \frac{\alpha_s}{\pi} B \right) V_A^2 r^2 [V_o(1/r) - V_s(1/r)]^2 (\Lambda_o - \Lambda_s) \\ \mu \frac{d}{d\mu} \Lambda_o = \frac{\alpha_s}{\pi} \frac{1}{N_c} \left(1 + 6 \frac{\alpha_s}{\pi} B \right) V_A^2 r^2 [V_o(1/r) - V_s(1/r)]^2 (\Lambda_o - \Lambda_s) \\ \mu \frac{d}{d\mu} \alpha_s = \alpha_s \beta(\alpha_s) \end{array} \right. , \quad (24)$$

where we have already approximated $V_o(\mu)$ and $V_s(\mu)$ by $V_o(1/r)$ and $V_s(1/r)$ (the μ dependence of $V_o(\mu)$ and $V_s(\mu)$ enters at N³LO, which is beyond the accuracy of (24)). The solutions of the renormalization group equations read,

$$\Lambda_s(\mu) = N_s \Lambda + 2 C_F (N_o - N_s) \Lambda r^2 [V_o(1/r) - V_s(1/r)]^2 \\ \times \left(\frac{2}{\beta_0} \ln \frac{\alpha_s(\mu)}{\alpha_s(1/r)} + \eta_0 [\alpha_s(\mu) - \alpha_s(1/r)] \right), \quad (25)$$

$$\Lambda_o(\mu) = N_o \Lambda - \frac{1}{N_c} (N_o - N_s) \Lambda r^2 [V_o(1/r) - V_s(1/r)]^2 \\ \times \left(\frac{2}{\beta_0} \ln \frac{\alpha_s(\mu)}{\alpha_s(1/r)} + \eta_0 [\alpha_s(\mu) - \alpha_s(1/r)] \right), \quad (26)$$

where N_s , N_o are two arbitrary scale-invariant dimensionless constants and Λ is an arbitrary scale-invariant quantity of dimension one.

The integration constants N_s and N_o are fixed by the initial conditions, $\Lambda_s(1/r)$ and $\Lambda_o(1/r)$, of the solutions of the RG equations. In turn, the initial conditions are fixed by matching a suitable Green's function in QCD with the corresponding one in pNRQCD. Note that if at the matching scale $\Lambda_s(1/r) = \Lambda_o(1/r) = 2\delta m_Q$, as it happens in $\overline{\text{MS}}$ -type schemes, then $\Lambda_s(\mu) = \Lambda_o(\mu) = 2\delta m_Q$ for any μ . We will see, in the following sections, the convenience to use an RS (renormalon subtracted) scheme. In the RS scheme $\Lambda_s(1/r)$ and $\Lambda_o(1/r)$ are different constants (which also differ from $2\delta m_Q$) and hence $\Lambda_s(\mu)$ and $\Lambda_o(\mu)$ evolve in a non-trivial way according to the RG equations above.

C. The Renormalon Subtracted scheme

The discussion in the previous sections is independent of the renormalization scheme used for the matching calculation between HQET and static pNRQCD at the scale $1/r$. The outcome of the matching calculation only enters through the initial conditions of the RG equations. It is well known that the singlet potential V_s calculated in the $\overline{\text{MS}}$ scheme displays a bad behavior as a series in $\alpha_s(1/r)$ even at small values of r . This bad behavior may be ascribed to renormalon singularities that lie very close to the origin of the Borel plane. In order to treat the renormalon singularity, we shall follow the procedure described in Ref. [33], the so-called renormalon subtracted (RS) scheme. Under RS scheme we understand a class of subtraction schemes that subtract from the perturbative series of $V_{s,o}$ in the $\overline{\text{MS}}$ scheme the non-integrable piece at $u = 1/2$ in the Borel transform of the potential, expanded about $u = 0$ and integrated over u . The whole non-analytic piece (non-integrable and integrable) at $u = 1/2$, expanded about $u = 0$ and integrated over u , reads (at the scale ρ)

$$R_{s,o} \rho \sum_{n=1}^{\infty} \left(\frac{\beta_0}{2\pi} \right)^n \alpha_s(\rho)^{n+1} \sum_{k=0}^{\infty} d_k \frac{\Gamma(n+1+b-k)}{\Gamma(1+b-k)}. \quad (27)$$

The coefficients d_k are given in terms of the coefficients of the beta function. Since the beta function is known up to four loops only, all d_k for $k \geq 3$ are unknown; the known terms are

$$\begin{aligned} d_0 &= 1, \\ d_1 &= \frac{\beta_1^2 - \beta_2 \beta_0}{4b\beta_0^4}, \\ d_2 &= \frac{-2\beta_0^4 \beta_3 + 4\beta_0^3 \beta_1 \beta_2 + \beta_0^2 (\beta_2^2 - 2\beta_1^3) - 2\beta_0 \beta_1^2 \beta_2 + \beta_1^4}{32(b-1)b\beta_0^8}, \end{aligned} \quad (28)$$

with

$$b = \frac{\beta_1}{2\beta_0^2}. \quad (29)$$

Hence, it is practically unfeasible to subtract Eq. (27). This is not a real problem because only subtracting the $k = 0$ term, which corresponds to the non-integrable piece in the Borel transform, is necessary in order to obtain a series that is Borel summable. In the following, we will subtract all the known terms in Eq. (27), i.e. up to $k = 2$, as was done in the original proposal of the RS [33].

Furthermore, since the potential is given as an expansion of $\alpha_s(1/r)$, in order to achieve a successful renormalon subtraction at every order in α_s , it is important to expand $\alpha_s(\rho)$ in terms of $\alpha_s(1/r)$ (or viceversa). We chose to expand $\alpha_s(1/r)$ in terms of $\alpha_s(\rho)$ in Eq. (6) instead of doing the reverse in Eq. (27), because the uncertainty in the normalization constants $R_{s,o}$ of the renormalon singularities is then largely absorbed in the arbitrary additive constant needed to compare with lattice data (as it will be described in the next section). This expansion generates $\ln r\rho$ terms, which will be kept from becoming large by choosing $\rho = 1/\langle r \rangle = 3.25/r_0$, $\langle r \rangle$ being the central value of the range where we compare with lattice data and r_0 being the reference scale used in the lattice computation (see the next section). At the order we are working, we only need to keep terms up to order $\alpha_s^4(\rho)$.

IV. COMPARISON WITH LATTICE RESULTS

In this section we will compare our results with the ($n_f = 0$) lattice data of Ref. [34]. This will allow us to extract a value for the three-loop coefficient \tilde{a}_{3s} .

A. Setting the scales and parameters

We choose, as anticipated in the previous section, $\rho = 1/\langle r \rangle = 3.25/r_0$ (the reference scale r_0 , used in the lattice computation, has a value of about 0.5 fm, see [34] for more details; we will present all our results in units of r_0). The remaining scales and parameters entering in the expressions are chosen as follows. The number of light flavors n_f is set to zero. The ultrasoft scale μ is set to $\mu = 2/r_0$. The normalizations of the $u = 1/2$ renormalon singularities for the singlet and octet potentials, $R_{s,o}$, are determined using the procedure

described in [35]; one obtains:

$$\begin{aligned} R_s &= -1.333 + 0.499 - 0.338 = -1.172, \\ R_o &= 0.167 - 0.0624 + 0.00972 = 0.114. \end{aligned} \tag{30}$$

α_s at the relevant scales is determined according to [36], which uses $\Lambda_{\overline{\text{MS}}} r_0 = 0.602(48)$. We will use the running of α_s according to the order we are working at (for instance, for the one-loop curve we use the two-loop running for the order α_s term and the one-loop running for the order α_s^2 term, and so on).

The three-loop coefficient $\tilde{a}_{3,s}$, which enters in our N³LL results, is unknown. We can use the Padé estimate of [32] to get an idea of its expected size (that is, use $c_{0,n_f=0}^{\text{Pred}} = 313$ from Table 1 of that paper, which corresponds to $\tilde{a}_{3,s} = 114633$; the relation between c_0 , $V_s^{(3)}$ and $\tilde{a}_{3,s}$ is given in Eq. (29d) of [32], for easier reference we reproduce it in the appendix). To estimate the uncertainty that we should associate to that Padé value we can make use of the results of [31]. In Ref. [31], all the fermionic contributions to the three-loop coefficient c_0 are calculated, therefore the difference

$$c_{0,n_f} - c_{0,n_f-1} \tag{31}$$

is known (c_{0,n_f} stands for the coefficient c_0 calculated with n_f flavors). Since Ref. [32] presents the Padé estimated values of c_0 for $n_f = 0, \dots, 6$, we can check if those results satisfy the known values for (31) or not. This comparison is presented in Table I⁷. In addition, we can also obtain c_0 for $n_f = 0$, which is the coefficient we need here, from the Padé estimated value of c_0 for $n_f = 6$ and (31):⁸

$$c_{0,n_f=0}^{\text{from } n_f=6} = 239, \tag{32}$$

to be compared with the value $c_{0,n_f=0} = 313$ presented in [32]. We will take this as an indication that one should assign an uncertainty of around 30 – 40% to the Padé estimate. As we will see later, though, the lattice data is precise enough to be used to obtain an independent extraction of the value of c_0 .

⁷ In [31], the coefficient of the $d_F^{abcd} d_F^{abcd}$ color structure is given numerically, but the limited numerical precision is not yet affecting the numbers presented in Table I.

⁸ We chose $n_f = 6$, because it is for $n_f = 6$ that the Padé approximation comes closest to the three-loop RG accessible coefficient c_1 , in the notation of [32] that we reproduce in Eqs. (A2) and (A4).

	Exact result [31]	Padé estimate [32]
$n_f = 6$	-21.39	-29.6
$n_f = 5$	-26.56	-37.4
$n_f = 4$	-31.86	-44.5
$n_f = 3$	-37.28	-51
$n_f = 2$	-42.84	-57
$n_f = 1$	-48.52	-63

TABLE I: Values of the difference $c_{0,n_f} - c_{0,n_f-1}$ for the exact result and the Padé estimates.

B. The static potential

Using the choices of scales and parameters described in the previous section, we obtain the singlet potential in the RS scheme represented in Fig. 3 (to alleviate the notation we do not explicitly indicate the dependences on μ and ρ of the different functions in the labels of the plots). In all the plots in this section, the dotted blue curve will be at tree level, the dot-dashed magenta curve will be at one loop, the dashed brown curve will be at two loop plus N²LL resummation and the long-dashed green curve will be at three loop (with the Padé estimated value for c_0 , i.e. $c_0 = 313$) plus N³LL resummation. As expected and in sharp contrast to what would happen in an on-shell scheme [12], we see that when we use a threshold scheme that cancels the leading renormalon, like the RS scheme, the perturbative series for the potential exhibits a convergent behavior.

C. The static energy

In order to perform a comparison with lattice data, we have to plot the static energy E_0 as a function of r :

$$E_0(r) = V_s + \Lambda_s + \delta_{\text{US}} = V_s(r, \mu, \rho) + K_1(\rho) + K_2(\rho)f(r, \mu, \rho) + \delta_{\text{US}}(r, \mu), \quad (33)$$

where Λ_s is given by Eq. (25) and δ_{US} contains the contributions from ultrasoft gluons. V_s , K_1 and K_2 have to be understood in the RS scheme, which is where the ρ dependence comes from (at the order we are working, f will not depend on ρ , which will be dropped from it

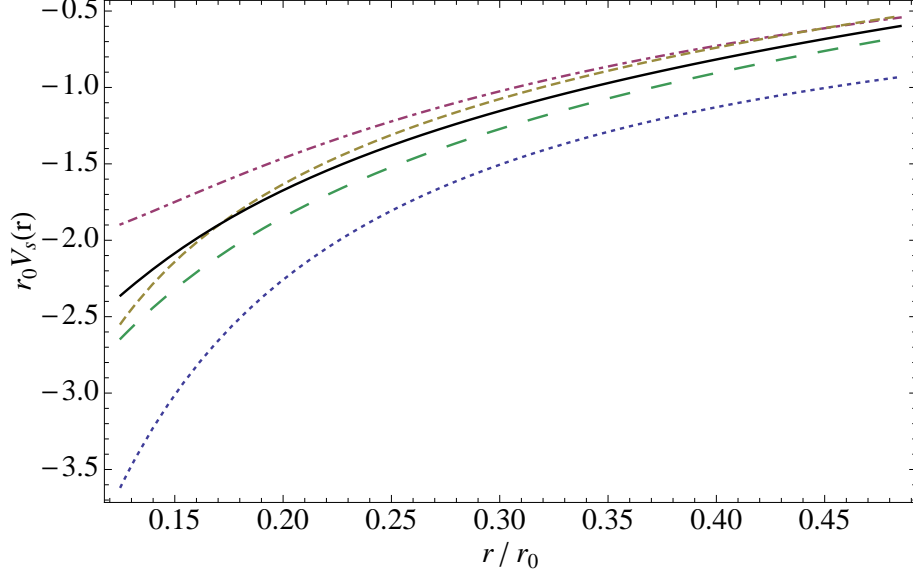


FIG. 3: Static potential $r_0 V_s(r)$, in the RS scheme, as a function of r/r_o . The dotted blue curve is at tree level, the dot-dashed magenta curve is at one loop, the dashed brown curve is at two loop plus leading ultrasoft logarithmic resummation and the long-dashed green curve is at three loop (Padé estimate) plus next-to-leading ultrasoft logarithmic resummation. The solid black curve is also at three-loop plus next-to-leading ultrasoft logarithmic resummation but using $c_0 = 250.7$, see section IV D.

in the following). Also, at the order we are working, the renormalized expression of δ_{US} is only needed at leading order⁹ (and can be read from equation (14) of [7]):

$$\delta_{\text{US}} = C_F \frac{C_A^3}{24} \frac{1}{r} \frac{\alpha_s(\mu)}{\pi} \alpha_s^3(1/r) \left(-2 \ln \frac{\alpha_s(1/r) N_c}{2r \mu} + \frac{5}{3} - 2 \ln 2 \right). \quad (34)$$

K_1 and K_2 are the constants $N_s \Lambda$ and $(N_o - N_s) \Lambda$ in Eq. (25) while $f(r, \mu)$ is

$$f(r, \mu) = 2C_F r^2 [V_o(1/r) - V_s(1/r)]^2 \left(\frac{2}{\beta_0} \ln \frac{\alpha_s(\mu)}{\alpha_s(1/r)} + \eta_0 [\alpha_s(\mu) - \alpha_s(1/r)] \right). \quad (35)$$

We are considering the weak-coupling regime in the static limit, defined by the hierarchy of scales given in (3). To have a definite way to organize the terms in Eq. (33) we will also use

$$\Lambda \sim N_s \Lambda \sim N_o \Lambda \sim \Lambda_{\text{QCD}} \sim \frac{\alpha_s^2}{r}, \quad (36)$$

⁹ Note that large logarithms have been resummed in V_s , so that the counting of δ_{US} is a fixed order one if $\mu \sim V_o - V_s$.

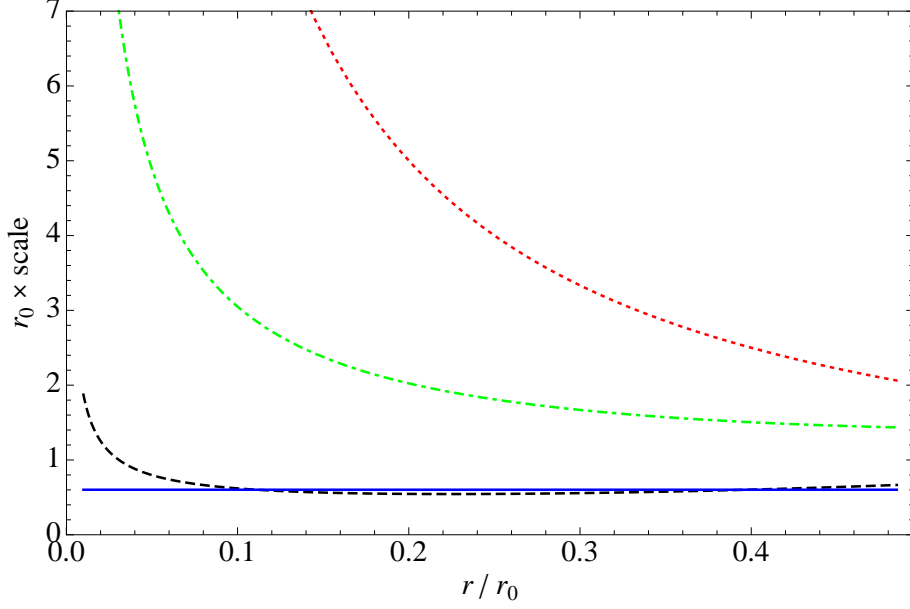


FIG. 4: Illustration of the hierarchy of scales relevant for the static energy. The scales are: $1/r$ (dotted red), $(V_o - V_s)$ (dot-dashed green), $\alpha_s(V_o - V_s)$ (dashed black) and $\Lambda_{\overline{\text{MS}}} = 0.602/r_0$ (solid blue). $(V_o - V_s)$ is taken at tree level, $(V_o - V_s) = N_c \alpha_s / (2r)$, and the one-loop running of $\alpha_s = \alpha_s(1/r)$ is used.

which is compatible with Eq. (3). Figure 4 shows that the scale hierarchy of Eq. (3) as well as the counting above hold for $r/r_0 \leq 0.5$.

The lattice data of [34] is presented as the difference between the static energy at distance r and the static energy at a reference scale r_c . Therefore, what we actually need to plot, in order to compare with the lattice data, is

$$E_0(r) - E_0(r_{\min}) + E_0^{\text{latt.}}(r_{\min}) = V_s + \tilde{K}_1 + K_2 f + \delta_{\text{US}}, \quad (37)$$

where r_{\min} is the shortest distance at which lattice data is available, $r_0 E_0^{\text{latt.}}(r_{\min}) = -1.676$ is given in Table 2 of [34], and \tilde{K}_1 is a suitable constant, which can be obtained by imposing the equation to be true at $r = r_{\min}$.

From the counting described above, we see that the last two terms in the rightmost part of Eq. (37) only start contributing at the three-loop level. We also see that, at three-loop level, we only need the function $f(r)$ in Eq. (35) at leading order, i.e.

$$f(r, \mu) = 2C_F \left(\frac{\alpha_s(1/r)}{2N_c} + C_F \alpha_s(1/r) \right)^2 \frac{2}{\beta_0} \ln \frac{\alpha_s(\mu)}{\alpha_s(1/r)}. \quad (38)$$

Therefore, the static energy (that we will use to compare with lattice data) at N³LL order is given by Eq. (37) with V_s given by (21) (understood in the RS scheme), f given by (38) and δ_{US} given by (34). The constant K_2 will be fixed by a fit to the lattice data below $r/r_0 = 0.5$. In all the plots, we will always display our results until $r/r_0 = 0.5$, which is the region where we expect perturbation theory and our hierarchy of scales to be reliable.

1. Analysis of the uncertainties in the static energy

As we have already mentioned, our N³LL results depend on the unknown three-loop coefficient c_0 (in addition to the constant K_2). The static energy also suffers from uncertainties due to the $\Lambda_{\overline{\text{MS}}}$ parameter, used to determine α_s , and from uncertainties due to the neglecting of α_s^5/r and higher-order terms. Since we want to use the lattice data to extract c_0 , we need to make sure that the static energy is more sensitive to variations of c_0 (and K_2 , which will be also fitted to the data) than to the errors due to $\Lambda_{\overline{\text{MS}}}$ and the higher-order terms.

According to the discussion in section IV A, we will let c_0 vary by 35% around the Padé value $c_0 = 313$. K_2 will be varied from -5 to 5. $\Lambda_{\overline{\text{MS}}}$ will be varied according to the range quoted in Ref. [36], $\Lambda_{\overline{\text{MS}}}r_0 = 0.602(48)$. Finally we assess the impact of neglecting the four-loop, α_s^5/r , terms by simply adding the term $\pm 10 C_F \alpha_s^5/r$ to the three-loop curve (± 10 is intended to be a rough estimate of the size of the four-loop coefficient in the RS scheme). All those variations are shown in figure 5 as the green bands. We have used the Padé value $c_0 = 313$ for the plots where we vary K_2 , $\Lambda_{\overline{\text{MS}}}$ and the higher-order terms. $K_2 = 0$ is taken for the plots where we vary c_0 , $\Lambda_{\overline{\text{MS}}}$ and the higher-order terms. We can clearly see that the variations due to c_0 and K_2 produce larger bands than those due to the uncertainties in $\Lambda_{\overline{\text{MS}}}$ and higher-order terms. Therefore, it will make sense to fit c_0 and K_2 to the lattice data.

D. Lattice comparison and extraction of c_0

We are now ready to compare with lattice data. As we have seen, the N³LL expression for the static energy depends on two unknown parameters, K_2 and c_0 , which we will obtain from a fit to the lattice data points below $r/r_0 = 0.5$. The result of this two parameters fit ($\Lambda_{\overline{\text{MS}}}r_0 = 0.602$ and higher-order terms are set to zero) gives the values

$$K_2 = -1.0465, \quad c_0 = 250.7, \quad (39)$$

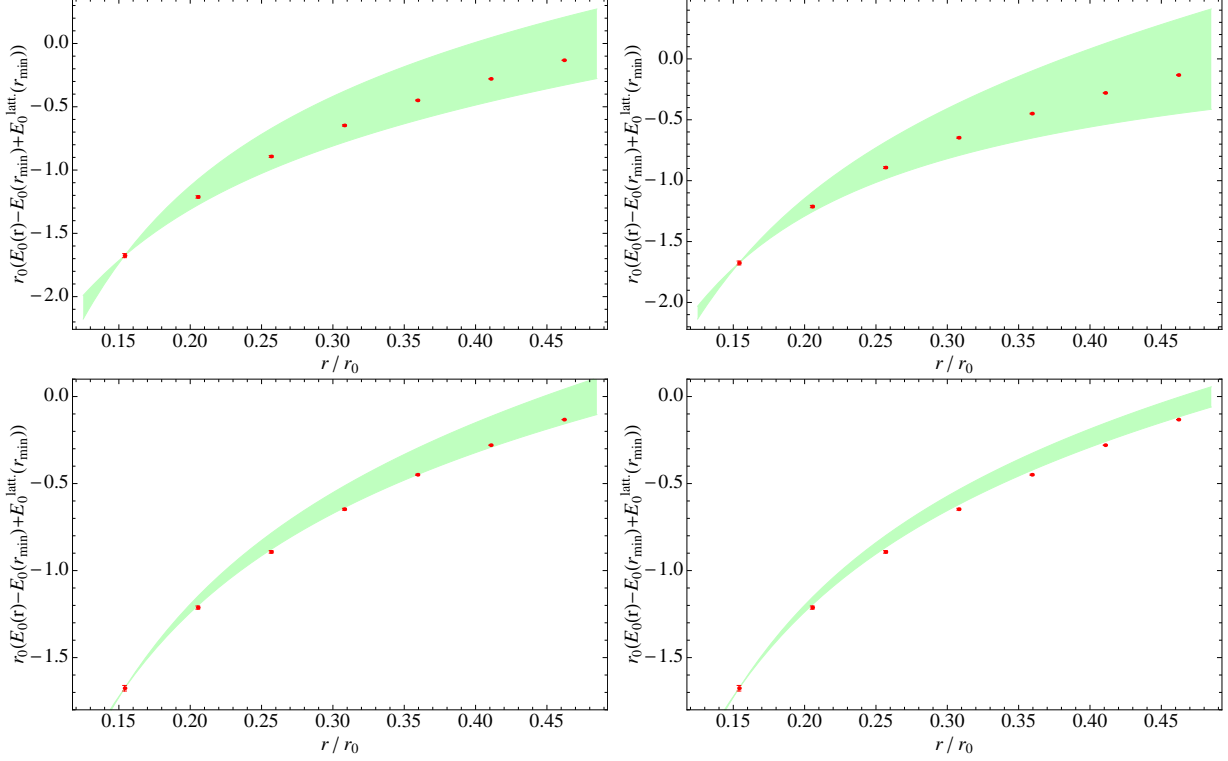


FIG. 5: Impact of the variation of c_0 , K_2 , $\Lambda_{\overline{\text{MS}}}$ and effect of higher-order terms in the N^3LL expression for the static energy respectively, represented as the green bands. c_0 has been varied by 35% around the Padé value $c_0 = 313$. K_2 has been varied from -5 to 5. $\Lambda_{\overline{\text{MS}}}$ has been varied according to $\Lambda_{\overline{\text{MS}}} r_0 = 0.602(48)$ [36] and the effect of higher-order terms has been estimated by adding the term $\pm 10 C_F \alpha_s^5 / r$ to the N^3LL curve. $c_0 = 313$ and $K_2 = 0$ have been used as central values. The red points are the lattice data of [34].

the $\chi^2/d.o.f.$ of the fit is 0.07 (we have four degrees of freedom). Those are the best fit values, but to obtain an allowed range of values for c_0 , according to the lattice data, we will analyze the χ^2 of the N^3LL curve for different values of the c_0 and K_2 parameters (with $\Lambda_{\overline{\text{MS}}} r_0 = 0.602$ and higher-order terms set to zero). We choose the allowed range of values for c_0 by identifying the region of the c_0 - K_2 parameter space where the reduced χ^2 of the N^3LL curve is better than that of the N^2LL curve, and, at the same time, K_2 retains a reasonable power counting value. The reduced χ^2 of the N^2LL curve is 3383 (in this case we have six degrees of freedom). We will allow values of $|K_2|$ up to $|K_2| = 2$, to be conservatively consistent with our power counting. Figure 6 presents a scatter plot which shows the values of the ratio $(\chi^2/d.o.f.)_{\text{N}^3\text{LL}}/(\chi^2/d.o.f.)_{\text{N}^2\text{LL}}$ with different values of the K_2

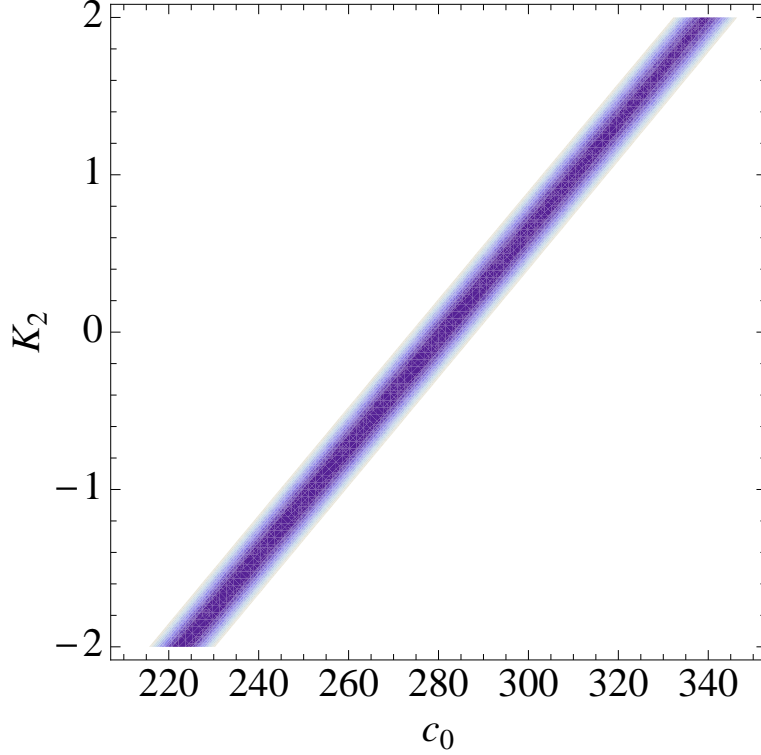


FIG. 6: $(\chi^2/d.o.f.)_{N^3LL}/(\chi^2/d.o.f.)_{N^2LL}$ for different values of the K_2 and c_0 parameters. The color of each point in the $c_0 - K_2$ plane represents the value of the ratio, lighter colors correspond to higher values and darker colors to lower values. We show values of the ratio up to 1.

and c_0 parameters. In that plot, lighter (darker) colors correspond to higher (lower) values of the ratio. From that we obtain the range (215,350) for c_0 , as can be read from the figure. To make the values of χ^2 easier to visualize, we also present, in figure 7, separate scans over values of c_0 and K_2 , i.e. we scan over c_0 or K_2 , fit the other parameter for each point, and present the ratio of χ^2 s as a function of c_0 or K_2 .

In figure 8, we show the N^3LL curve, with the best fit values for K_2 and c_0 given in (39), together with the lattice data. We also show in the plot the tree-level, one-loop and N^2LL curves for the static energy. Several comments are in order. First, we can see that the agreement with lattice is improved when we go from tree level, to one loop, to N^2LL . We also note that the N^3LL curve describes very well the data. The fit of the N^3LL curve to the lattice data was not constrained to give a value of K_2 compatible with the counting, but this turns out to be the case (recall that our power counting requires $|K_2| \sim \alpha_s^2/r \sim \Lambda \sim 0.6$, in units of r_0). This gives us much confidence in the consistency of our analysis. Note

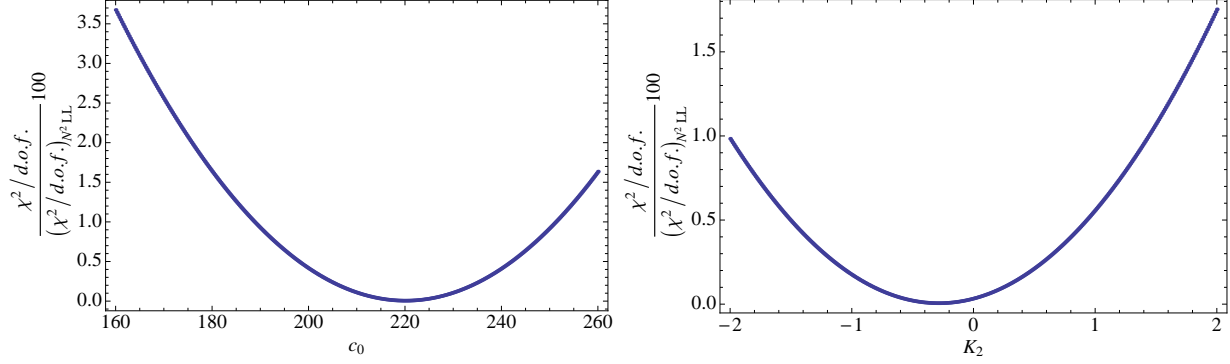


FIG. 7: $(\chi^2/d.o.f.)_{N^3LL}/(\chi^2/d.o.f.)_{N^2LL}$ for different values of c_0 (left) or K_2 (right), the other parameter is fitted.

also that the best fit value for c_0 is smaller than the Padé estimate of [32], but in better agreement with (32). We would like to emphasize that the values of c_0 in Eqs. (32) and (39) are obtained by completely independent procedures. Finally, let us also note that, when we use the value of c_0 in Eq. (39), the convergence of the perturbative series for the potential seems to be slightly improved, with respect to using the Padé value $c_0=313$ (see the solid black curve in figure 3).

In figure 9 we present the bands obtained by varying c_0 and K_2 according to the ranges described above, and the bands induced by the variations in $\Lambda_{\overline{\text{MS}}}$ and higher-order terms. All the bands are obtained by keeping the rest of the parameters at their central or best fit values.

Let us comment at this point on the scheme, factorization scale and implementation of the RS scheme dependences of the extracted value of c_0 (or equivalently $\tilde{a}_{3,s}$). Concerning the scheme dependence, recall that the scheme of Ref. [7] has been used to factorize the ultrasoft contributions, which differs from standard $\overline{\text{MS}}$ scheme (we note that ultrasoft contributions were ignored in the Padé estimate of Ref. [32]). However, if we add to $\tilde{a}_{3,s}$ the corresponding non-logarithmic parts coming from δ_{US} , then we obtain the non-logarithmic piece of the static energy at three loops (which was denoted as \tilde{a}_3 in [7]). The three-loop coefficient of the static energy \tilde{a}_3 is independent of the scheme used to factorize the ultrasoft contribution, as opposed to $\tilde{a}_{3,s}$. At the practical level, the non-logarithmic part of the ultrasoft contribution just shifts the values of c_0 that we quote above by -1% . Concerning the factorization scale and implementation of the RS scheme dependences, we have checked that varying R_s by 30%, R_o by 10% (according to the corresponding last known terms of the series in (30)), the

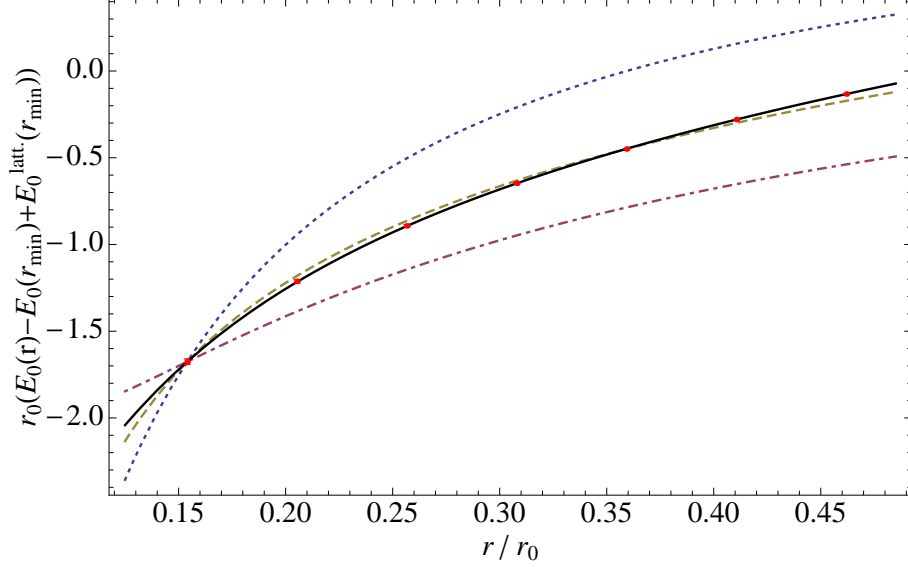


FIG. 8: Comparison of the singlet static energy with lattice data. We plot $r_o(E_0(r) - E_0(r_{\min}) + E_0^{\text{latt.}}(r_{\min}))$ as a function of r/r_0 and the lattice data of [34] (red points). The dotted blue curve is at tree level, the dot-dashed magenta curve is at one loop, the dashed brown curve is at two-loop plus leading ultrasoft logarithmic resummation and the solid black curve is at three-loop plus next-to-leading ultrasoft logarithmic resummation, using the best fit values of Eq. (39).

scales ρ and μ by 10% and implementing the RS subtraction with just the d_0 term in (27) shifts the range for c_0 by a maximum of 7%.

We conclude by noting that both the best fit value from the lattice comparison and Eq. (32) indicate a value of c_0 lower than the Padé estimate $c_0 = 313$. The computation of this three-loop coefficient is reported to be in progress [31]. For the sake of comparison, the static energy at N³LO is given by

$$E_0(r) = -\frac{C_F \alpha_s(1/r)}{r} \left\{ 1 + \tilde{a}_1 \frac{\alpha_s(1/r)}{4\pi} + \tilde{a}_2 \left(\frac{\alpha_s(1/r)}{4\pi} \right)^2 + \left[\frac{16\pi^2}{3} C_A^3 \ln \frac{C_A \alpha_s(1/r)}{2} + \tilde{a}_3 \right] \left(\frac{\alpha_s(1/r)}{4\pi} \right)^3 \right\} + K_1, \quad (40)$$

with $\tilde{a}_2 = \tilde{a}_{2s}$ and \tilde{a}_3 in the range $(1.08, 1.17) \times 10^5$.

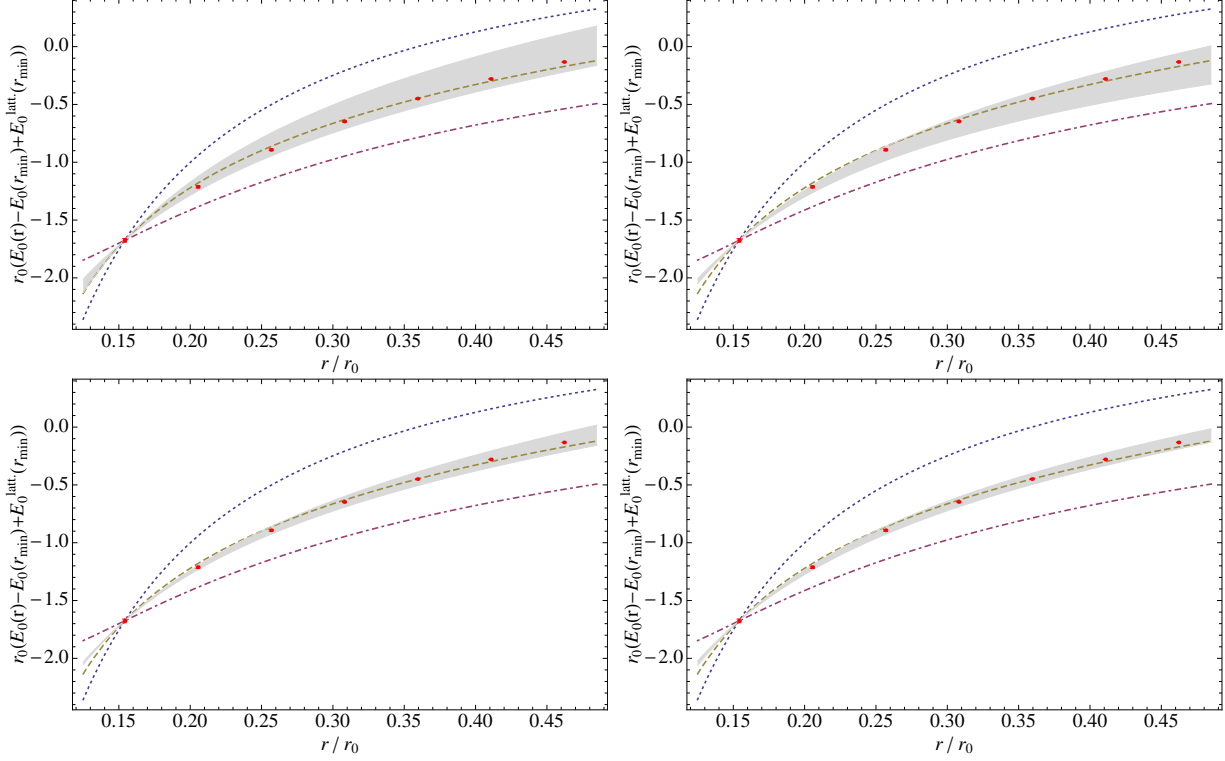


FIG. 9: Impact of the variation of c_0 , K_2 , $\Lambda_{\overline{\text{MS}}}$ and effect of higher-order terms in the static energy, respectively, represented as the gray bands. c_0 has been varied in the interval (215, 350), K_2 in the interval (-2, 2), $\Lambda_{\overline{\text{MS}}}$ has been varied according to $\Lambda_{\overline{\text{MS}}} r_0 = 0.602(48)$ [36] and the effect of higher-order terms has been estimated by adding the term $\pm 10 C_F \alpha_s^5 / r$ to the N³LL curve. All the bands are obtained by fixing the other parameters at their central or best fit values. The curves are the same as in figure 8. The red points are the lattice data of [34].

V. CONCLUSIONS

We have calculated the QCD static energy at short distances at N³LL accuracy, in terms of the three-loop singlet potential, whose coefficient $\tilde{a}_{3,s}$ for $n_f = 0$ is the only missing ingredient in our calculation. It is remarkable that such a higher-order calculation can be carried out analytically, which shows, once more, what invaluable tools effective field theories provide for higher-order calculations. The static energy at this order turns out to depend on two arbitrary constants, rather than one, which encode non-perturbative effects that are competing with the weak-coupling calculation at the considered accuracy. We have used the lattice data of Ref. [34] to extract the value of the unknown piece of the three-loop singlet

potential. Our analysis indicates the following value of $\tilde{a}_{3,s}$:

$$\tilde{a}_{3,s} = 1.11^{+0.06}_{-0.03} \times 10^5, \quad (41)$$

where the central value corresponds to the best fit of the N³LL curve. For those values, an excellent agreement with lattice data is achieved in the region where the weak-coupling calculation is reliable.

Acknowledgments

We thank Antonio Pineda for many clarifications. N.B., J.S. and A.V. acknowledge financial support from the MEC-INFN exchange program (Italy-Spain) and the RTN Flavianet MRTN-CT-2006-035482 (EU). J.S. acknowledge financial support from the FPA2007-60275/ and FPA2007-66665-C02-01/ MEC grants, from the CPAN CSD2007-00042 Consolider-Ingenio 2010 program (Spain), and the 2005SGR00564 CIRIT grant (Catalonia). The work of X.G.T. was supported in part by the U.S. Department of Energy, Division of High Energy Physics, under contract DE-AC02-06CH11357. The research of N.B. and A. V. was partially supported by the DFG cluster of excellence "Origin and structure of the universe" (www.universe-cluster.de).

APPENDIX A: RELATION BETWEEN c_0 AND $\tilde{a}_{3,s}$

Writing the expansion of the singlet potential (for $\mu = 1/r$) as

$$V_s = \frac{\alpha_s(1/r)}{r} \sum_{n=0}^{\infty} V_s^{(n)} \alpha_s^n(1/r), \quad (A1)$$

we have

$$V_s^{(3)} = -\frac{4}{3\pi^3} \left(c_0 + 2\gamma_E c_1 + \left(4\gamma_E^2 + \frac{\pi^2}{3} \right) c_2 + (8\gamma_E^3 + 2\pi^2\gamma_E + 16\zeta(3)) c_3 \right), \quad (A2)$$

where for $n_f = 0$

$$c_1 = 290.769, \quad c_2 = \frac{1639}{16}, \quad c_3 = \frac{1331}{64}. \quad (A3)$$

Finally, the relation between $\tilde{a}_{3,s}$ and $V_s^{(3)}$ is

$$-C_F \frac{\tilde{a}_{3,s}}{(4\pi)^3} = V_s^{(3)}. \quad (A4)$$

[1] K. G. Wilson, Phys. Rev. D **10**, 2445 (1974).

- [2] T. Appelquist, M. Dine and I. J. Muzinich, Phys. Rev. D **17**, 2074 (1978).
- [3] A. Pineda and J. Soto, Nucl. Phys. Proc. Suppl. **64**, 428 (1998) [arXiv:hep-ph/9707481].
- [4] N. Brambilla, A. Pineda, J. Soto and A. Vairo, Nucl. Phys. B **566**, 275 (2000) [arXiv:hep-ph/9907240].
- [5] N. Brambilla, A. Pineda, J. Soto and A. Vairo, Phys. Rev. D **60**, 091502 (1999) [arXiv:hep-ph/9903355].
- [6] A. Pineda and J. Soto, Phys. Lett. B **495**, 323 (2000) [arXiv:hep-ph/0007197].
- [7] N. Brambilla, X. Garcia i Tormo, J. Soto and A. Vairo, Phys. Lett. B **647**, 185 (2007) [arXiv:hep-ph/0610143].
- [8] M. Eidemüller and M. Jamin, Phys. Lett. B **416**, 415 (1998) [arXiv:hep-ph/9709419].
- [9] U. Aglietti and Z. Ligeti, Phys. Lett. B **364**, 75 (1995) [arXiv:hep-ph/9503209].
- [10] A. H. Hoang, M. C. Smith, T. Stelzer and S. Willenbrock, Phys. Rev. D **59**, 114014 (1999) [arXiv:hep-ph/9804227].
- [11] M. Beneke, Phys. Lett. B **434**, 115 (1998) [arXiv:hep-ph/9804241].
- [12] A. Pineda, J. Phys. G **29**, 371 (2003) [arXiv:hep-ph/0208031].
- [13] N. Brambilla *et al.* [Quarkonium Working Group], “Heavy quarkonium physics,” CERN-2005-005, (CERN, Geneva, 2005) [arXiv:hep-ph/0412158].
- [14] M. Beneke and Y. Kiyo, Phys. Lett. B **668**, 143 (2008) [arXiv:0804.4004 [hep-ph]].
- [15] M. Beneke, Y. Kiyo and A. A. Penin, Phys. Lett. B **653**, 53 (2007) [arXiv:0706.2733 [hep-ph]].
- [16] M. Beneke, Y. Kiyo and K. Schuller, Phys. Lett. B **658**, 222 (2008) [arXiv:0705.4518 [hep-ph]].
- [17] M. Beneke, Y. Kiyo and K. Schuller, Nucl. Phys. B **714**, 67 (2005) [arXiv:hep-ph/0501289].
- [18] A. H. Hoang *et al.*, Eur. Phys. J. direct C **2**, 1 (2000) [arXiv:hep-ph/0001286].
- [19] A. H. Hoang and I. W. Stewart, Phys. Rev. D **67**, 114020 (2003) [arXiv:hep-ph/0209340].
- [20] A. Pineda and A. Signer, Nucl. Phys. B **762**, 67 (2007) [arXiv:hep-ph/0607239].
- [21] M. Beneke and V. M. Braun, Nucl. Phys. B **426**, 301 (1994) [arXiv:hep-ph/9402364].
- [22] T. van Ritbergen, J. A. M. Vermaseren and S. A. Larin, Phys. Lett. B **400**, 379 (1997) [arXiv:hep-ph/9701390].
- [23] W. Fischler, Nucl. Phys. B **129**, 157 (1977).
- [24] A. Billoire, Phys. Lett. B **92**, 343 (1980).
- [25] M. Peter, Phys. Rev. Lett. **78**, 602 (1997) [arXiv:hep-ph/9610209].
- [26] M. Peter, Nucl. Phys. B **501**, 471 (1997) [arXiv:hep-ph/9702245].

- [27] Y. Schröder, Phys. Lett. B **447**, 321 (1999) [arXiv:hep-ph/9812205].
- [28] B. A. Kniehl, A. A. Penin, M. Steinhauser and V. A. Smirnov, Phys. Rev. D **65**, 091503 (2002) [arXiv:hep-ph/0106135].
- [29] B. A. Kniehl, A. A. Penin, Y. Schröder, V. A. Smirnov and M. Steinhauser, Phys. Lett. B **607**, 96 (2005) [arXiv:hep-ph/0412083].
- [30] B. A. Kniehl and A. A. Penin, Nucl. Phys. B **563**, 200 (1999) [arXiv:hep-ph/9907489].
- [31] A. V. Smirnov, V. A. Smirnov and M. Steinhauser, Phys. Lett. B **668**, 293 (2008) [arXiv:0809.1927 [hep-ph]].
- [32] F. A. Chishtie and V. Elias, Phys. Lett. B **521**, 434 (2001) [arXiv:hep-ph/0107052].
- [33] A. Pineda, JHEP **0106**, 022 (2001) [arXiv:hep-ph/0105008].
- [34] S. Necco and R. Sommer, Nucl. Phys. B **622**, 328 (2002) [arXiv:hep-lat/0108008].
- [35] T. Lee, Phys. Lett. B **462**, 1 (1999) [arXiv:hep-ph/9908225].
- [36] S. Capitani, M. Lüscher, R. Sommer and H. Wittig [ALPHA Collaboration], Nucl. Phys. B **544**, 669 (1999) [arXiv:hep-lat/9810063].