

Implications of an astrophysical interpretation of PAMELA and Fermi-LAT data for future searches of a positron signal from dark matter annihilations

Ki-Young Choi^{1,*} and Carlos E. Yaguna^{1,†}

¹*Departamento de Física Teórica and Instituto de Física Teórica UAM-CSIC
Universidad Autónoma de Madrid, Cantoblanco, E-28049 Madrid, Spain*

The recent data from PAMELA and Fermi-LAT can be interpreted as evidence of new astrophysical sources of high energy positrons. In that case, such astrophysical positrons constitute an additional background against the positrons from dark matter annihilation. In this paper, we study the effect of that background on the prospects for the detection of a positron dark matter signal in future experiments. In particular, we determine the new regions in the (mass, $\langle\sigma v\rangle$) plane that are detectable by the AMS-02 experiment for several dark matter models. In spite of the larger background, we find that these regions are not that different from those obtained for the conventional background model. That is, an astrophysical explanation of the present data by PAMELA and Fermi-LAT implies that the detection of positrons from dark matter annihilation is only slightly more challenging than previously believed.

PACS numbers:

I. INTRODUCTION

If dark matter consists of WIMPs –weakly interacting massive particles– they can annihilate with each other and be *indirectly* detected by searching for their annihilation products, mainly gamma rays, neutrinos, and antimatter. This indirect detection technique is in fact one of the promising avenues toward the determination of the dark matter nature. Several experiments, including PAMELA [1] and Fermi [2], are already looking for such signals in cosmic rays, and planned experiments, such as AMS-02 [3], will measure the cosmic ray spectrum with even higher precision, possibly revealing a dark matter signature. Thanks to these experimental efforts the detection of dark matter and its identification may soon become a reality.

Recently, the PAMELA collaboration reported [4] an excess (with respect to the conventional background model) in the positron fraction for the energy range 1.5 – 100 GeV. Later on, the Fermi-LAT collaboration reported [5] the measurement of the flux of electrons plus positrons up to 1 TeV. These two measurements strongly indicate the existence of additional sources of high energy cosmic ray positrons [6]. Among the possible sources, dark matter annihilations [7] (or decays) as well as astrophysical sources such as pulsars [9, 10, 11, 12, 13, 14] or supernova remnants [15, 16, 17] have been considered in the literature.

Though viable, a dark matter interpretation of the PAMELA excess is rather disfavoured [6]. For a thermal relic, the annihilation rate is about two orders of magnitude smaller than the one needed to explain the excess. Hence, one has to resort to non-thermal candidates or to low-velocity enhancement mechanisms, both tightly

constrained by experimental data [18, 19]. Moreover, because both leptons and hadrons are typically generated in dark matter annihilations, they tend to overproduce gamma rays and antiprotons. As a result, significant regions of the parameter space that is compatible with the positron excess are already excluded by present constraints [20]. For these reasons, we will not consider the dark matter interpretation any further.

The additional source of positrons required to explain the PAMELA and Fermi-LAT data may also be of an astrophysical nature, such as pulsars [9, 10, 11, 12, 13, 14] or supernova remnants [15, 16, 17]. Indeed, it has been shown that, under reasonable assumptions, they can account for the spectral features observed by Fermi-LAT and the rising positron fraction measured by PAMELA. In this paper we suppose that the cosmic ray data from PAMELA and Fermi-LAT is explained by new astrophysical sources of high energy positrons.

Such astrophysical positrons constitute, therefore, a new background against the positrons from dark matter annihilation. This new background must be taken into account in determining the sensitivity of future experiments to a positron dark matter signal. That is precisely what we do in this paper. We reassess the sensitivity of the AMS-02 experiment to a positron signal from dark matter annihilations in light of the new positron background implied by an astrophysical explanation of the PAMELA and Fermi-LAT data.

In the next section we introduce the four dark matter models used as benchmark throughout this paper, and explain the assumptions that enter into the computation of the positron signal from dark matter annihilation. Then, in section III, we derive the positron background implied by an astrophysical interpretation of PAMELA and Fermi-LAT data. Finally, in section IV, we obtain our main results. By combining the previously found signal and background, we study the sensitivity of AMS-02 to a positron signal from dark matter annihilations and specifically isolate the effect due to the new background.

*Electronic address: kiyoung.choi@uam.es

†Electronic address: carlos.yaguna@uam.es

II. THE POSITRON FLUX FROM DARK MATTER ANNIHILATIONS

Positrons can be produced in dark matter annihilations through a variety of different channels. Annihilations into gauge bosons, for instance, will yield positrons as the gauge bosons decay. Decays into leptons will readily produce positrons and those into hadrons also produce positrons via charged pions. Similarly, annihilations into b quarks will yield positrons through the quark decay into charged leptons. Each of these annihilation modes gives rise to a specific positron spectrum. To maintain our discussion as general as possible, instead of restricting ourselves to a specific dark matter model or to a given annihilation channel, we will consider four different benchmark models that span a wide variety of possibilities considered in the literature. They are

1. Models with annihilation into $b\bar{b}$. Supersymmetric models with bino-like neutralinos, such as the CMSSM, are the prototype scenario for this final state.
2. Models with annihilation into W^+W^- . They include models with a singlet [21] or a doublet scalar [22]. Another example are supersymmetric models with wino-like neutralinos.
3. Models with annihilation into e^+e^- . Models of these type have been recently proposed. They arise, for instance, in scenarios where the dark matter sector is secluded [23].
4. A typical model of Kaluza-Klein dark matter. For this model we take the following annihilation branching ratios [24]: 20% into each charged lepton, 11% into each up-type quark, 1.2% into each neutrino, 2.3% into Higgs bosons, and 0.7% into down-type quarks. Consistency with electroweak precision data requires the mass of the dark matter candidate to be larger than 300 GeV.

To obtain the positron spectrum for each of these possibilities we relied on PYTHIA [25] as implemented in the DarkSUSY package [26].

The positrons produced from dark matter annihilation in the Galactic halo lose their energy via inverse Compton and synchrotron processes as they propagate in interstellar space. A detailed analysis of the propagation effects and the astrophysical uncertainties that affect the positron dark matter signal, as that presented in [27], is beyond the scope of the present paper. Here, we will limit ourselves to a simple and standard description of positron propagation. Such effects can be taken into account by solving the diffusion-loss equation:

$$\frac{\partial}{\partial t} \frac{dn}{dE} = \vec{\nabla} \cdot \left[K(E, \vec{x}) \vec{\nabla} \frac{dn}{dE} \right] + \frac{\partial}{\partial E} \left[b(E, \vec{x}) \frac{dn}{dE} \right] + Q(E, \vec{x}) \quad (1)$$

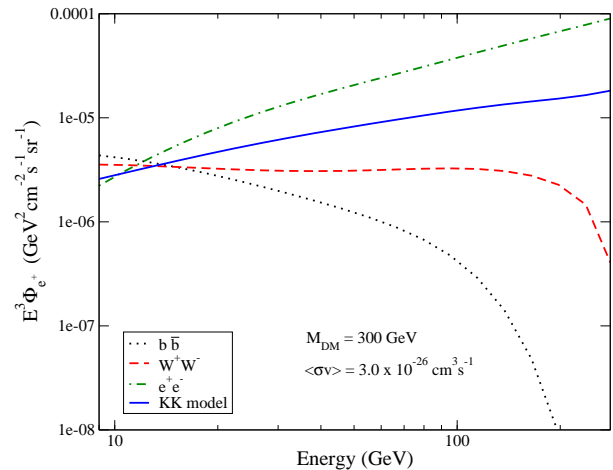


FIG. 1: The positron spectrum from dark matter annihilations after including propagation effects. Each line corresponds to a different model: annihilation into $b\bar{b}$, W^+W^- or e^+e^- and a typical Kaluza-Klein model. In all cases we set $m_{DM} = 300$ GeV and $\langle\sigma v\rangle = 3.0 \times 10^{-26}$.

where K is the diffusion constant, b is the energy loss rate, and Q is the source term. It is assumed that, within the *diffusion zone*, K is constant in space and varies only with energy. This energy dependence can be modeled as

$$K(E) = 2.5 \times 10^{28} [3^{0.6} + E^{0.6}] \text{ cm}^2 \text{ s}^{-1}. \quad (2)$$

The energy loss rate is given by

$$b(E) = 10^{-16} E^2 \text{ s}^{-1}. \quad (3)$$

The source term, Q , takes into account the properties of the dark matter particle: its mass, annihilation cross section, dominant annihilation modes, and distribution in the Galaxy. In relation to this last issue, we assume a NFW profile with a local dark matter density of 0.3 GeV cm^{-3} . Regarding the boundary conditions, we take the diffusion zone to be a slab of thickness $2L$, with $L = 4 \text{ kpc}$, and assume that the positron density is zero at $z = \pm L$ – free escape boundary conditions. With these elements we can proceed to compute the positron flux from dark matter annihilations.

Figure 1 displays the positron flux as a function of the energy for the four different models we consider. For that figure we set the dark matter particle mass at 300 GeV and $\langle\sigma v\rangle$ at $3.0 \times 10^{-26} \text{ cm}^3 \text{ s}^{-1}$. Notice that, at high energies, the largest positron flux is obtained for the model with direct annihilation into e^+e^- , followed in decreasing order by the KK model, the model with annihilation into W^+W^- , and the model with annihilation into $b\bar{b}$, which gives the smallest flux in that energy range. As we will see in section IV, these spectral differences have important implications for the future detection of a positron signal.

III. THE NEW POSITRON BACKGROUND

To determine the sensitivity of a given experiment to positrons from dark matter annihilation, we need to know not only the signal –the positron flux that we computed in the previous section– but also the expected background –the positron flux from other sources. Since experiments such as PAMELA and AMS-02 are going to measure the positron flux up to energies of about 300 GeV, we also need to know the background up to those energies. In this section we derive the new positron background implied by an astrophysical interpretation of the PAMELA and Fermi-LAT data.

In the conventional background model, positrons in our Galaxy are produced when cosmic-ray nuclei interact with the interstellar medium. The resulting secondary positron flux can be parametrized as [28, 29]

$$\Phi_{e^+}^{conv} = \frac{4.5E^{0.7}}{1 + 650E^{2.3} + 1500E^{4.2}} \text{ GeV}^{-1} \text{ cm}^{-2} \text{ s}^{-1} \text{ sr}^{-1} \quad (4)$$

where E is given in GeV. This conventional background, however, is not compatible with the recent measurements by PAMELA and Fermi-LAT. In fact, even after taking into account the uncertainties in the secondary positron flux from cosmic ray propagation, the data reveals a clear positron excess over the background for $E \gtrsim 50$ GeV [6, 30]. Thus, a new source of high energy positrons is necessary to explain the data.

In this paper, we assume that this new source of positrons is *not* related to dark matter but instead supposed it to be of astrophysical nature. Within that framework, the search for positrons from dark matter annihilations remains a challenge for future experiments, and the *astrophysical* positrons revealed by the data contribute to the background in those searches.

The recent data from PAMELA and Fermi-LAT go a long way toward the determination of the background positron flux. The PAMELA collaboration reported [4] the measurement of the positron fraction, $\frac{\Phi_{e^+}}{\Phi_{e^-} + \Phi_{e^+}}$, in the energy range between 1.5 GeV and 100 GeV. The Fermi-LAT collaboration, later on, reported [5] the measurement of the total flux of electrons plus positrons, $\Phi_{e^-} + \Phi_{e^+}$, in the 20 GeV to 1 TeV energy range. By combining these two measurements, the absolute flux of positrons can be determined as

$$\Phi_{e^+} = \left(\frac{\Phi_{e^+}}{\Phi_{e^-} + \Phi_{e^+}} \right)_{\text{PAMELA}} \times (\Phi_{e^-} + \Phi_{e^+})_{\text{Fermi-LAT}} \quad (5)$$

for energies below 100 GeV. Let us emphasize that this procedure became possible only recently, after the release of the electron plus positron spectrum by the Fermi-LAT collaboration. The positron flux up to 100 GeV can, therefore, be directly extracted from the available data [30].

Beyond 100 GeV we cannot rely on experimental data to obtain the positron flux, so we will instead resort to

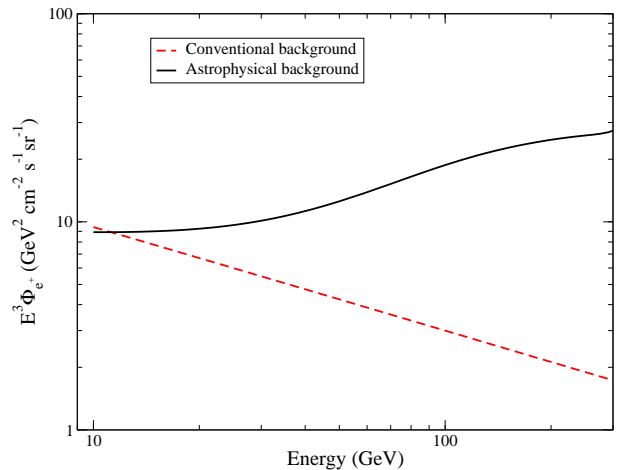


FIG. 2: Comparison between the conventional positron background and the astrophysical background suggested by the recent data from PAMELA and Fermi-LAT

a specific astrophysical model: the pulsar interpretation of PAMELA and Fermi-LAT [6]. Such interpretation assumes that in the energy range between 100 GeV and 1 TeV the electron and positron flux reaching the Earth is the result of two different contributions. The first one is an almost homogeneous and isotropic Galactic cosmic ray component produced by supernova remnants. The second one is the local contribution of a few pulsars. This pulsar contribution is expected to be more significant at higher energies.

It was found in [6] that among the candidate sources from the ATNF radio pulsar catalogue, only the Monogem (PSR B0656+14) and the Geminga (PSR J0633+1746) pulsars give a significant contribution to the high energy electron and positron flux. Moreover, a good fit to both the PAMELA and Fermi-LAT data could be obtained with $E_{cut} = 1100$ GeV, $\eta_{e\pm} = 40\%$, and $\Delta t = 6 \times 10^4$ yr –see figures 4 and 5 in [6]. We will consider those parameters as defining our default pulsar model and use them to obtain the positron flux between 100 GeV and 300 GeV. It must be stressed, however, that our results do not strongly depend on the specific pulsar model adopted. The reason being that the difference between two viable pulsar models is much smaller than the difference between the conventional background and any viable pulsar model. In fact, even alternative astrophysical explanations, such as that put forward in [15], give rise to a very similar positron flux. That is why we refer to this background positron flux as the astrophysical background.

Figure 2 compares the conventional positron background with the astrophysical background in the energy range between 10 GeV and 300 GeV. As expected, the astrophysical background is larger than the conventional one. A difference that, as seen in the figure, at 300 GeV amounts to more than one order of magnitude. It is necessary, therefore, to reassess, in light of this new back-

ground, the prospects for the detection of positrons originating in dark matter annihilations. Given the larger background, we anticipate that a larger signal will be required to claim the observation of positrons from dark matter annihilation in future experiments. In the next section we will quantitatively study that issue.

IV. SENSITIVITY OF AMS-02

For definiteness, we will focus our sensitivity analysis on the AMS-02 experiment [3]. AMS-02 will take data for about 3 years and is expected to measure the positron spectrum up to about 300 GeV. Its larger geometric acceptance – 420cm²sr compared to PAMELA’s 20.5cm²sr – make it an ideal instrument to search for and detect the positron signal from dark matter annihilations.

To claim the observation of a positron signature from dark matter annihilation in a given experiment, the spectral data must be statistically distinguishable from the predicted background spectrum. A χ^2 test is one statistical tool that allows us to assess that hypothesis. The χ^2 of a set of data over the expected background is defined as

$$\chi^2 = \sum_i \frac{(N_i^{obs} - N_i^{BG})^2}{N_i^{obs}}, \quad (6)$$

where the sum is over energy bins, N_i^{obs} is the number of events observed in the i energy bin and N_i^{BG} is the number of events in the i energy bin predicted from the background contribution. In writing equation (6), Gaussian errors have been assumed. For our analysis we use 20 energy bins equally spaced in logarithmic scale between 10 GeV and 300 GeV. To assess the sensitivity of AMS-02 we calculate the annihilation rate needed to distinguish the signal from the background at 95% confidence level – that is, we require that $\chi^2 \gtrsim 31$. Let us emphasize that sensitivity analysis of this kind have been presented in the literature for several models, see for instance [31]. They were done, however, before the release of PAMELA and Fermi-LAT data and relied on the conventional positron background. The novelty in our analysis is the use of the new positron background implied by an astrophysical explanation of PAMELA and Fermi-LAT.

Figure 3 shows, in the plane ($mass, \langle\sigma v\rangle$), the regions that are detectable by the AMS-02 experiment for the four different models we consider. The lines correspond to the $\langle\sigma v\rangle$ required to observe positrons at the 95% confidence level with 3 years of data. The region above the lines can be considered, henceforth, as detectable. From the figure we see that the model with direct annihilation into e^+e^- offers the best perspectives, with annihilation rates well below the typical one ($\langle\sigma v\rangle \sim 3 \times 10^{-26} \text{cm}^3 \text{s}^{-1}$) for low masses, $m \lesssim 300$ GeV. The models with annihilation into W^+W^- and $b\bar{b}$ also look promising. For masses below about 300 GeV, they are detectable for annihilation rates smaller than $10^{-25} \text{cm}^3 \text{s}^{-1}$.

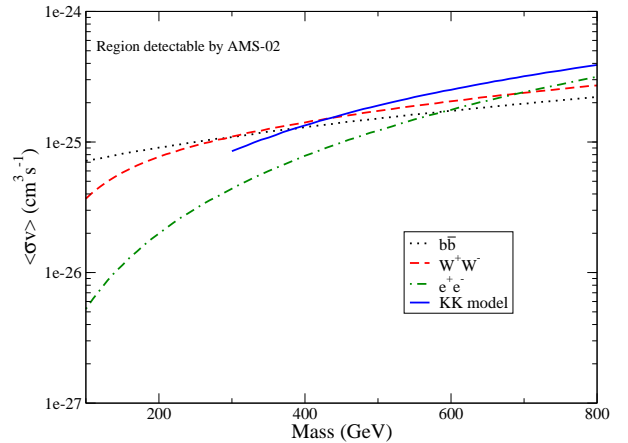


FIG. 3: Regions in the plane ($mass, \langle\sigma v\rangle$) that will be detectable by AMS-02 with three years of data for different dark matter models.

So, for typical rates only moderate boost factors, which may be compatible with the standard Λ CDM scenario of structure formation [32], are needed to enhance the signal to a detectable level. A similar conclusion applies to the KK model in the low mass range, $m \lesssim 350$ GeV. Thus, even if not guaranteed, AMS-02 has good chances of observing a positron signal from a not-so heavy dark matter particle.

To isolate the effect of the new background on the prospects for the detection of a positron signal, we must compare the annihilation rate required to distinguish the signal from the background for the conventional background model, $\langle\sigma v\rangle_{conv}$, with the corresponding rate for the new astrophysical background, $\langle\sigma v\rangle_{astr}$ – the one shown in figure 3. Since the astrophysical positron background is larger than the conventional one we expect that

$$r \equiv \frac{\langle\sigma v\rangle_{astr}}{\langle\sigma v\rangle_{conv}} > 1 \quad (7)$$

Figure 4 shows r as a function of the dark matter mass for the four different models we consider. Notice that the largest value of r we find is about 2, for the model with annihilation into e^+e^- . That means that, for new astrophysical background, the annihilation rate required to observe a signal is at most a factor of 2 larger than the one obtained for the conventional background model. For the KK model r is about 1.4, whereas for models with annihilation into $b\bar{b}$ and W^+W^- is much smaller – close to 1.1. The behaviour of r displayed in the figure can be qualitatively understood from the spectrum (figure 1) and the backgrounds (figure 2). Since we are in the background dominated regime we can write $\chi^2 \sim \sum (N_i^{signal})^2 / N_i^{BG}$. It follows, then, that if the astrophysical background were, say, 10 times larger than the conventional background throughout the entire energy range, we would have $r = \sqrt{10} \sim 3.2$. From figure 2 we see that the difference between the astrophysical and

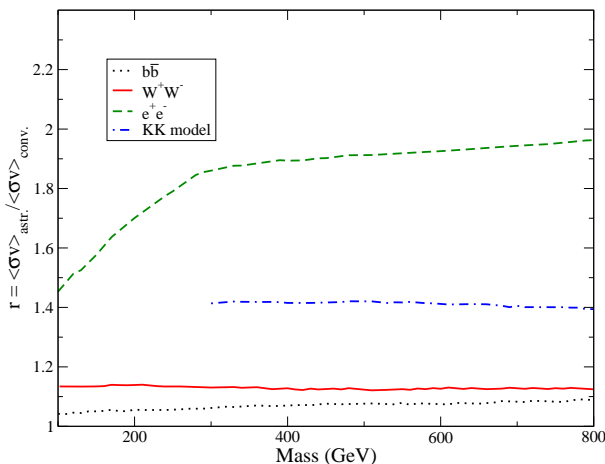


FIG. 4: The ratio, r , between the annihilation rate required to observe a signal given the astrophysical background and the corresponding rate for the conventional background model.

the conventional background can indeed reach a factor 10, but only in the high energy region –which includes few bins. Thus, we certainly foresee a value of r smaller than 3, compatible with the result shown in figure 4. Notice also that, as expected, the different dark matter models follow the same pattern in figures 1 and 4, with a larger r correlated with a larger positron flux at high energies. Finally, the increasing value of r at low masses for the model with direct annihilation into e^+e^- is due to the lack of a positron signal in the high energy range of the experiment. A 200 GeV particle annihilating into e^+e^- , for instance, will not generate any positrons in the energy range between 200 GeV and 300 GeV, where the two backgrounds differ the most.

We have, thus, demonstrated the effect of the new astrophysical background on the prospects of detection of a dark matter positron signal in future experiments. Given

the larger background, the signal required to claim an observation is also larger, but not by much ($\lesssim 2$). The precise number depends on the dark matter model, as illustrated in figure 4.

V. CONCLUSION

We have studied the implications of an astrophysical explanation of the PAMELA and Fermi-LAT data for future searches of positrons from dark matter annihilations. If astrophysical positrons account for such data, they constitute a new background against the positrons from dark matter annihilations. After deriving the new positron background implied by PAMELA and Fermi-LAT, we reassessed the sensitivity of AMS-02 to a positron dark matter signal for different models of dark matter. We found that the prospects for the detection of such a signal are only slightly modified with respect to the results obtained for the conventional positron background. Hence, despite the larger background, the detection of a positron signal from dark matter annihilations is still within the reach of future experiments such as AMS-02.

Acknowledgments

We are grateful to David Cerd  o for helpful discussions and encouragement. C.E. Yaguna is supported by the *Juan de la Cierva* program of the Ministerio de Educaci  n y Ciencia of Spain. We acknowledge support from proyecto Nacional FPA2006-01105 and FPA2006-05423, and from the Comunidad de Madrid under Proyecto HEPHACOS, Ayudas de I+D S-0505/ESP-0346. We also thank the ENTApP Network of the ILIAS project RII3-CT-2004-506222 and the Universet Network MRTN-CT-2006-035863.

-
- [1] <http://pamela.roma2.infn.it/index.php>
 - [2] <http://fermi.gsfc.nasa.gov/>
 - [3] <http://ams.cern.ch>
 - [4] O. Adriani *et al.* [PAMELA Collaboration], *Nature* **458** (2009) 607 [arXiv:0810.4995 [astro-ph]].
 - [5] A. A. Abdo *et al.* [The Fermi-LAT LAT Collaboration], arXiv:0905.0025 [astro-ph.HE].
 - [6] D. Grasso *et al.* [Fermi-LAT-LAT Collaboration], arXiv:0905.0636 [astro-ph.HE].
 - [7] P. Meade, M. Papucci, A. Strumia and T. Volansky, arXiv:0905.0480 [hep-ph]. And the references therein.
 - [8] F. Donato, D. Maurin, P. Brun, T. Delahaye and P. Salati, *Phys. Rev. Lett.* **102** (2009) 071301 [arXiv:0810.5292 [astro-ph]].
 - [9] A. M. Atoian, F. A. Aharonian and H. J. Volk, *Phys. Rev. D* **52** (1995) 3265.
 - [10] C. Grimani, *Astron. Astrophys.* **418**, 649 (2004).
 - [11] I. Buesching, O. C. de Jager, M. S. Potgieter and C. Ven-
ter, arXiv:0804.0220 [astro-ph].
 - [12] H. Yuksel, M. D. Kistler and T. Stanev, arXiv:0810.2784 [astro-ph].
 - [13] D. Hooper, P. Blasi and P. D. Serpico, *JCAP* **0901**, 025 (2009) [arXiv:0810.1527 [astro-ph]].
 - [14] S. Profumo, arXiv:0812.4457 [astro-ph].
 - [15] P. Blasi, arXiv:0903.2794 [astro-ph.HE].
 - [16] P. Blasi and P. D. Serpico, arXiv:0904.0871 [astro-ph.HE].
 - [17] Y. Fujita, K. Kohri, R. Yamazaki and K. Ioka, arXiv:0903.5298 [astro-ph.HE].
 - [18] G. Bertone, M. Cirelli, A. Strumia and M. Taoso, *JCAP* **0903** (2009) 009 [arXiv:0811.3744 [astro-ph]].
 - [19] S. Profumo and T. E. Jeltema, arXiv:0906.0001 [astro-ph.CO].
 - [20] M. Cirelli, M. Kadastik, M. Raidal and A. Strumia, *Nucl. Phys. B* **813** (2009) 1 [arXiv:0809.2409 [hep-ph]].
 - [21] C. E. Yaguna, *JCAP* **0903** (2009) 003 [arXiv:0810.4267

- [hep-ph]].
- [22] L. Lopez Honorez, E. Nezri, J. F. Oliver and M. H. G. Tytgat, JCAP **0702** (2007) 028 [arXiv:hep-ph/0612275].
 - [23] M. Pospelov, A. Ritz and M. B. Voloshin, Phys. Lett. B **662** (2008) 53 [arXiv:0711.4866 [hep-ph]].
 - [24] D. Hooper and S. Profumo, Phys. Rept. **453** (2007) 29 [arXiv:hep-ph/0701197].
 - [25] T. Sjostrand, P. Eden, C. Friberg, L. Lonnblad, G. Miu, S. Mrenna and E. Norrbin, Comput. Phys. Commun. **135** (2001) 238 [arXiv:hep-ph/0010017].
 - [26] P. Gondolo, J. Edsjo, P. Ullio, L. Bergstrom, M. Schelke and E. A. Baltz, JCAP **0407** (2004) 008 [arXiv:astro-ph/0406204].
 - [27] T. Delahaye, R. Lineros, F. Donato, N. Fornengo and P. Salati, Phys. Rev. D **77** (2008) 063527 [arXiv:0712.2312 [astro-ph]].
 - [28] A. W. Strong, I. V. Moskalenko and O. Reimer, Astrophys. J. **613** (2004) 962 [arXiv:astro-ph/0406254].
 - [29] E. A. Baltz and J. Edsjo, Phys. Rev. D **59**, 023511 (1998) [arXiv:astro-ph/9808243].
 - [30] C. Balazs, N. Sahu and A. Mazumdar, arXiv:0905.4302 [hep-ph].
 - [31] D. Hooper and J. Silk, Phys. Rev. D **71** (2005) 083503 [arXiv:hep-ph/0409104].
 - [32] J. Lavalle, Q. Yuan, D. Maurin and X. J. Bi, arXiv:0709.3634 [astro-ph].