

# 1

## X-ray Polarization from Black Holes in the Thermal State

Jeremy D. Schnittman (Johns Hopkins University)

Julian H. Krolik (Johns Hopkins University)

### Abstract

We present new calculations of X-ray polarization from black hole accretion disks in the thermally-dominated state, using a Monte-Carlo ray-tracing code in full general relativity. In contrast to many previously published studies, our approach allows us to include returning radiation that is deflected by the strong-field gravity of the BH and scatters off of the disk before reaching a distant observer. Although carrying a relatively small fraction of the total observed flux, the scattered radiation tends to be highly polarized and in a direction perpendicular to the direct radiation. We show how these new features of the polarization spectra may be developed into a powerful tool for measuring black hole spin and probing the gas flow in the innermost disk.

### 1.1 Introduction

A recent flurry of new mission proposals has renewed interest in X-ray polarization from a variety of astrophysical sources, hopefully marking the “Coming of Age of X-ray Polarimetry” in the very near future. The Gravity and Extreme Magnetism SMEX (*GEMS*) mission<sup>†</sup>, for example, should be able to detect a degree of polarization  $\delta < 1\%$  for a flux of a few mCrab (e.g. (13) and these proceedings). A similar detector for the International X-ray Observatory (*IXO*) could achieve sensitivity roughly  $10\times$  greater ( $\delta < 0.1\%$ ; (8; 5), Alessandro Brez in these proceedings). In this talk, based on our recent paper (11), we focus on the polarization signal from accreting stellar-mass black holes (BHs) in the thermal state, which are characterized by a broad-band spectrum peaking around 1 keV. The typical level of polariza-

<sup>†</sup> [heasarc.gsfc.nasa.gov/docs/gems](http://heasarc.gsfc.nasa.gov/docs/gems)

tion from these sources should be a few percent in the 1 – 10 keV range, depending on BH spin and the inclination angle of the accretion disk.

Symmetry arguments demand that in the flat-space (Newtonian) limit, the observed polarization from the disk must be either parallel or perpendicular to the BH/disk rotation axis. However, the effects of relativistic beaming, gravitational lensing, and gravito-magnetic frame-dragging can combine to give a non-trivial net rotation to the integrated polarization vector. Early work exploring these effects (12; 3; 4) showed that they create changes in the angle and degree of polarization that are strongest for higher photon energy. Quite recently, Dovciak et al. (7) investigated the effect of atmospheric optical depth on the polarization signal, and Li et al. (9) applied the original calculations of thermal X-ray polarization to the problem of measuring the inclination of the inner accretion disk.

Nearly all previous work has modeled the relativistic effects by calculating the transfer function along geodesics between the observer and emitter. By its very nature, this method precludes the possibility of including the effects of returning radiation—photons emitted from one part of the disk and bent by gravitational lensing so that they are absorbed or reflected from another part of the disk (6). As described in greater detail in (11), the most important feature of our approach is that the photons are traced *from* the emitting region in all directions, either returning to the disk, scattering through a corona, getting captured by the BH, or eventually reaching a distant observer.

Using this method, we study an important new polarization feature, namely the transition between horizontal- and vertical-oriented polarization as the photon energy increases, an effect first discussed in (1). At low energies we reproduce the “Newtonian” result of a semi-infinite scattering atmosphere emitting radiation weakly polarized in a direction parallel to the emission surface, an orientation we call *horizontal* polarization (2). At higher energy, corresponding to the higher temperature of the inner disk, a greater fraction of the emitted photons returns to the disk and is then scattered to the observer. These scattered photons have a high degree of polarization and are aligned parallel to the disk rotation axis (*vertical*), as projected onto the image plane. At the transition point between horizontal and vertical polarization, the relative contributions of direct and reflected photons are nearly equal, and little net polarization is observed. Since the effects of returning radiation are greatest for photons coming from the innermost regions of the disk, the predicted polarization signature is strongly dependent on the behavior of gas near and inside the inner-most stable circular orbit (ISCO).

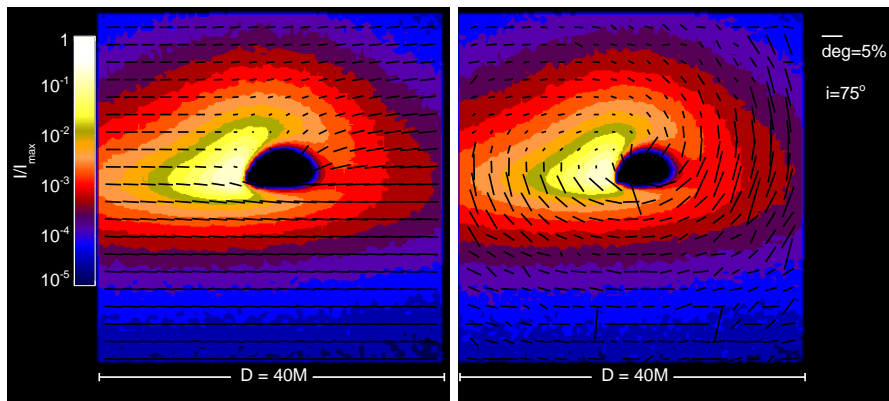


Fig. 1.1. Ray-traced image of a thermal disk, including (*left*) only the direct, as well as (*right*) both direct and returning radiation. The observer is located at an inclination of  $75^\circ$  relative to the BH and disk rotation axis, with the gas on the left side of the disk moving towards the observer. The black hole has spin  $a/M = 0.9$ , mass  $M = 10M_\odot$ .

Thus, polarization observations could be used to measure the spin of the black hole.

## 1.2 Direct Radiation

In Figure 1.1a, we show a simulated image of a Novikov-Thorne (10) accretion disk around a black hole with spin parameter  $a/M = 0.9$  and luminosity  $0.1L_{\text{Edd}}$ , corresponding to a disk whose X-ray spectrum peaks around 1 keV for a BH mass of  $10M_\odot$ . With the observer at an inclination of  $i = 75^\circ$ , significant relativistic effects are clearly apparent. The increased intensity on the left side of the disk is due to special relativistic beaming of the gas moving towards the observer, and the general relativistic light bending makes the far side of the disk appear warped and bent up towards the observer. Superposed on top of the intensity map is the polarization signature, represented by small black vectors whose lengths are proportional to the degree of polarization observed from that local patch of the disk. Far from the black hole, the polarization is essentially given by the classical result of Chandrasekhar (2) for a scattering-dominated atmosphere: horizontal orientation with  $\delta \approx 4\%$  when  $i = 75^\circ$ ; nearer to the black hole, a variety of relativistic effects alter the polarization.

The two most prominent relativistic effects are gravitational lensing and special relativistic beaming, both lowering the net level of polarization seen by the observer. Gravitational lensing causes the far side of the disk to

appear warped up towards the observer, and thus have a smaller effective inclination. Relativistic beaming causes photons emitted normal to the disk plane in the fluid frame to travel forward in the direction of the local orbital motion when seen by a distant observer; the result is a smaller effective inclination and thus degree of polarization. Naturally, these relativistic effects are most important close to the black hole, where the gas is also hottest and the photons have the highest energies. All these effects are clearly visible in Figure 1.1a, which shows a smaller degree of polarization where the beaming is greatest (yellow region of high intensity in the left of the image) and the lensing is strongest (just above the center of the image).

### 1.3 Returning Radiation

When returning radiation is included, although little changes in terms of the total observed spectrum, the polarization picture (Fig. 1.1b) changes significantly—in much of the disk, the observed polarization rotates by  $90^\circ$ , even though none of the model’s physical parameters has been changed at all!

This effect can be understood qualitatively in very simple fashion (see also (1)). Since the reflected flux can be roughly approximated by a single Thomson scatter, the polarization of forward-scattered photons remains unchanged, while for nearly-perpendicular scattering, the outgoing light can be close to 100% polarized, in a direction normal to the scattering plane.

For observers at high inclination angles, such as in Figure 1.1b, returning radiation photons initially emitted from the far side of the disk (top of the image) are reflected off the near (bottom) side with a relatively small scattering angle, maintaining a moderate horizontal polarization as in Figure 1.1a. On the other hand, photons emitted from the left side of the disk can be bent back to the right side (or *vice versa*), and then scatter at roughly  $90^\circ$  to reach the observer, thereby acquiring a large vertical polarization component. Although relatively small in total flux, this latter contribution can dominate the polarization because it is so strongly polarized.

Because high-energy photons from the hotter inner parts of the disk experience stronger gravitational deflection, they are more likely to return to the disk than the low-energy photons emitted at larger radii. We find that, for each value of the spin parameter, there is a characteristic “transition radius,” within which the returning radiation dominates and produces net vertical polarization. Outside this point, the direct radiation dominates and produces horizontal polarization. This transition radius is in fact only weakly dependent on  $a/M$ , ranging from  $R_{\text{trans}} \approx 7M$  for  $a/M = 0$  to  $R_{\text{trans}} \approx 5M$

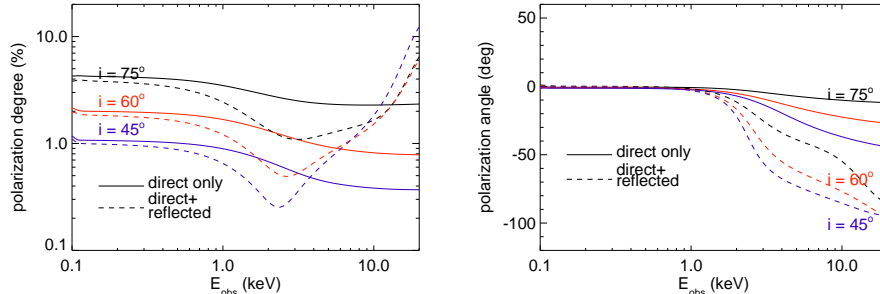


Fig. 1.2. Polarization degree (*left*) and angle (*right*) for a  $10M_\odot$  BH with spin  $a/M = 0.9$  and luminosity  $L = 0.1L_{\text{Edd}}$ , for both the direct radiation case (*solid curves*) and also when including return radiation (*dashed curves*).

for  $a/M = 0.998$ . The location and shape of the observed polarization swing can be used to infer the radial temperature profile, and thus the spin, near the transition radius.

In Figure 1.2, we compare the observed polarization as a function of energy for inclinations  $i = 45, 60, 75^\circ$ , considering only direct radiation (solid curves) and also including return radiation (dashed curves). Clearly, when including the reflected photons, the polarization swings from horizontal at low energies to vertical above the thermal peak. In Figure 1.3 we show the polarization degree and angle for a range of BH spin parameters, in all cases including return radiation. As the spin increases, the ISCO moves closer to the horizon and a greater portion of the flux is emitted inside the transition radius, resulting in a higher fraction of return radiation. Thus more of the flux reaching the observer is vertically polarized, and the energy of transition moves closer to the thermal peak.

## 1.4 Discussion

As described in (11), we have developed a new ray-tracing code to calculate the X-ray polarization from accreting black holes. In this paper we focus on polarization signatures of the thermal state in stellar-mass black holes. The emitted radiation has a diluted thermal spectrum and is weakly polarized parallel to the disk surface. The integrated polarization spectrum seen by a distant observer contains distinct energy-dependent features, as the high-energy photons from the inner disk are modified by relativistic effects such as Doppler boosting and gravitational lensing near the BH.

For radiation originating very close to the BH, the most important rela-

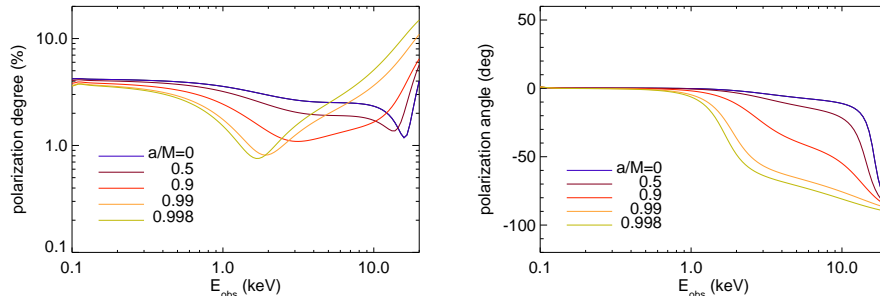


Fig. 1.3. Polarization degree (*left*) and angle (*right*) for a  $10M_{\odot}$  BH with luminosity  $L = 0.1L_{\text{Edd}}$ , viewed from an inclination of  $75^{\circ}$ . The emissivity model is that of Novikov-Thorne for a range of BH spins.

tivistic effect is the strong gravitational lensing that causes the photons to get bent back onto the disk and scatter towards the observer. This scattering can induce very high levels of polarization, and leads to a distinct transition in the polarization angle from horizontal at low energies to vertical above the thermal peak. Observing such a swing in the polarization angle would give the most direct evidence to date for the extreme relativistic light bending predicted around black holes. By measuring the location and shape of the polarization transition, we will be able to constrain the temperature profile of the inner disk. Assuming a Novikov-Thorne disk truncated at the ISCO, the polarization signal gives a direct measurement of the BH spin.

## References

- [1] Agol, E., & Krolik, J. H. (2000). *ApJ*, 528, 161.
- [2] Chandrasekhar, S. (1960). *Radiative Transfer*, Dover, New York
- [3] Connors, P. A., & Stark, R. F. (1980). *Nature*, 269, 128.
- [4] Connors, P. A., Piran, T., & Stark, R. F. (1980). *ApJ*, 235, 224.
- [5] Costa, E., et al. (2008). *Proc. SPIE*, vol. 7011-15, [arXiv:0810.2700].
- [6] Cunningham, C. T. (1976) *ApJ*, 208, 534.
- [7] Dovciak, M., Muleri, F., Goodmann, R. W., Karas, V., & Matt, G. (2008). *MNRAS*, 391, 32.
- [8] Jahoda, K., Black, K., Deines-Jones, P., Hill, J. E., Kallman, T., Strohmayer, T., & Swank, J. (2007). [arXiv:0701090].
- [9] Li, L.-X., Narayan, R., & McClintock, J. E. (2009). *ApJ*, 691, 847.
- [10] Novikov, I. D., & Thorne, K. S. (1973) in *Black Holes*, ed. C. DeWitt & B. S. DeWitt (New York: Gordon and Breach).
- [11] Schnittman, J. D., & Krolik, J. H. (2009), *ApJ* submitted. [arXiv:0902.3982]
- [12] Stark, R. F., & Connors, P. A. (1977). *Nature*, 266, 429.
- [13] Swank, J., Kallman, T. & Jahoda, K. (2008) in *Proceedings of the 37th COSPAR Scientific Assembly*, p. 3102.