

Subtractive renormalization of the NN interaction in chiral effective theory up to next-to-next-to-leading order: S waves

C.-J. Yang¹, Ch. Elster¹, and D. R. Phillips^{1,2}

¹ *Institute of Nuclear and Particle Physics and Department of Physics and Astronomy,
Ohio University, Athens, OH 45701, USA;*

² *Helmholtz-Institut für Strahlen- und Kernphysik (Theorie),
Universität Bonn, D-53115 Bonn, Germany**

(Dated: June 21, 2024)

We extend our subtractive-renormalization method in order to evaluate the 1S_0 and 3S_1 - 3D_1 NN scattering phase shifts up to next-to-next-to-leading order (NNLO) in chiral effective theory. We show that, if energy-dependent contact terms are employed in the NN potential, the 1S_0 phase shift can be obtained by carrying out two subtractions on the Lippmann-Schwinger equation. These subtractions use knowledge of the scattering length and the 1S_0 phase shift at a specific energy to eliminate the low-energy constants in the contact interaction from the scattering equation. For the $J=1$ coupled channel, a similar renormalization can be achieved by three subtractions that employ knowledge of the 3S_1 scattering length, the 3S_1 phase shift at a specific energy and the 3S_1 - 3D_1 generalized scattering length. In both channels a similar method can be applied to a potential with momentum-dependent contact terms, except that in that case one of the subtractions must be replaced by a fit to one piece of experimental data.

This method allows the use of arbitrarily high cutoffs in the Lippmann-Schwinger equation. We examine the NNLO S-wave phase shifts for cutoffs as large as 5 GeV and show that the presence of linear energy dependence in the NN potential creates spurious poles in the scattering amplitude. In consequence the results are in conflict with empirical data over appreciable portions of the considered cutoff range. We also identify problems with the use of cutoffs greater than 1 GeV when momentum-dependent contact interactions are employed. These problems are ameliorated, but not eliminated, by the use of spectral-function regularization for the two-pion exchange part of the NN potential

PACS numbers: 12.39.Fe, 25.30.Bf, 21.45.-v

I. INTRODUCTION

Chiral perturbation theory (χ PT) has now been applied to the problem of nucleon-nucleon (NN) interactions for almost two decades. Since Refs. [1, 2], chiral potentials have been deduced from χ PT Lagrangians [3, 4, 5, 6, 7, 8] through the computation of all NN-irreducible diagrams that occur up to a given order in χ PT. The resulting potential includes a variety of contact interactions, which parameterize our ignorance of physics coming from energies higher than the chiral-symmetry-breaking scale, Λ_χ . Some of these contact interactions occur in the π N Lagrangian, and the low-energy constants (LECs) that multiply these operators can be determined independently from the pion-nucleon scattering data [9, 10]. More of a challenge—both conceptual and practical—is posed by the string of operators that represent the short-distance physics in the NN sector. These operators renormalize the divergent loops found when calculating the χ PT potential, and so encode the contribution to observables from high-energy NN states. Each such contact interaction is associated with an unknown LEC. χ PT power counting applied to the NN potential mandates that at a fixed order in the chiral expansion only a finite number of LECs enter the potential. For instance, at $O(P^3)$ in the NN S-waves (which will be where the bulk of our attention is in this work) there are five contact operators that must be considered: two act in the 1S_0 channel, two in the 3S_1 channel, and one causes coupling between the 3S_1 and 3D_1 partial waves.

*Electronic address: cjiang, elster, phillips@phy.ohiou.edu

For low partial waves the χ PT potential is non-perturbative, and the standard approach involves use of the Lippmann-Schwinger equation (LSE) to reconstruct the full NN amplitude from the NN-irreducible part [11, 12, 13, 14]. (C.f. Refs. [15, 16, 17, 18, 19, 20, 21, 22, 23, 24] where parts of the potential are treated in perturbation theory.) Since the NN interactions obtained in χ PT do not fall off as the nucleon momenta \mathbf{p} go to infinity, a cutoff, denoted here by Λ , must be imposed on the intermediate states in the LSE. The LECs are then fitted to data for a variety of cutoffs, and should absorb any strong (power-law with power > 0 or logarithmic) dependence of observables on Λ . A corollary is that the predictions of the effective theory should not depend on the particular quantity chosen to fix the LECs, as long as the kinematic point is within the domain of validity of the chiral effective theory. We call a potential which has these desirable properties (approximate cutoff and renormalization-point independence) “properly renormalized”. If the set of contact operators employed cannot accomplish these goals we conclude that this “chiral effective theory” (χ ET) is unable to give reliable results, since its predictions are too sensitive to the treatment of the unknown short-distance physics at scale Λ . In Refs. [3, 5, 6, 7, 8] the potential V was computed to a fixed order, and then the NN LECs that appear in V were fitted to NN data for a range of cutoffs between 500 and 800 MeV. The resulting predictions—especially the ones obtained with the $O(P^4)$ potential derived in Refs. [7, 8]—appear to be properly renormalized in the sense defined here, and describe NN data with considerable accuracy.

However, the range of Λ considered in these papers is quite narrow. Does the fact that these analyses only consider $\Lambda \leq 800$ MeV represent an intrinsic limitation on the χ ET approach?

In the case of leading-order potential (which is $O(P^0)$ and whose long-range part consists only of one-pion exchange) the answer has been shown to be “No” in the 1S_0 and $^3S_1-^3D_1$ channels. The problem can be properly renormalized for arbitrarily large Λ 's with only constant contact interactions present in V in each channel—in accordance with the χ PT power counting [24, 25, 26, 27, 28, 29, 30, 31, 32]¹. However, once $\Lambda > 600$ MeV the χ PT counting for the NN potential fails in waves with $L > 0$ where the tensor force from one-pion exchange is attractive [27, 30, 31, 34, 35]. That counting predicts no contact interaction in these channels, but a contact interaction is necessary to stabilize the LSE predictions at these cutoffs. Furthermore, in these partial waves it has been found that even when higher-order χ PT potentials are considered and the phase shifts obtained from the LSE are approximately cutoff independent, the results can still show significant renormalization-point dependence [35].

At next-to-leading order (NLO, $O(P^2)$) and next-to-next-to-leading order (NNLO, $O(P^3)$), the χ PT potential includes diagrams with two-pion-exchange (TPE). Since the loop integrals there diverge as the square or cube of the momentum transfer $|\mathbf{q}| \equiv |\mathbf{p}' - \mathbf{p}|$, the TPE must be associated with contact terms up to order P^2 —just as one would have predicted using naive-dimensional analysis in powers of NN momentum.

In Refs. [5, 36, 37, 44] the role of various different $O(P^2)$ contact terms in the LSE was examined and the renormalization of the NN S-waves was discussed. Refs. [5, 36, 37] found that momentum-dependent contact terms had difficulty absorbing the cutoff dependence at larger cutoffs, and also that the contribution from the (supposedly higher-order) TPE was larger than one-pion exchange. (See Ref. [38] for a similar conclusion in the 1S_0 channel using a co-ordinate-space analysis.) Ref. [36] also considered an energy-dependent $O(P^2)$ contact interaction in the 1S_0 channel and showed that the use of a contact interaction linear in energy (which formally should be equivalent to the momentum-dependent interaction at the orders in the chiral expansion being considered here) leads to the appearance of resonances there for $\Lambda \rightarrow \infty$. In either case, the results of these studies suggest that for cutoffs larger than about 1 GeV the contribution from contact terms dominates over that from the long-range part of the potential, raising the question of whether χ PT is acting as a phenomenological fit form, rather than an effective theory. As argued in Refs. [13, 35, 38], the chiral-symmetry-breaking scale could be responsible for this situation. There may exist a critical cutoff $\sim \Lambda_\chi$ above which it does not make sense to iterate the TPE inside the LSE.

However, none of Refs. [5, 36, 37] presented a detailed analysis of the approach to the limit $\Lambda = \infty$. It is the purpose of this paper to critically examine the behavior of the NN phase shifts predicted by χ ET at NLO and NNLO in the 1S_0 and $^3S_1-^3D_1$ channels over a range of cutoffs from $\Lambda = 500$ MeV to $\Lambda > 2$ GeV. In this way we hope to identify this critical cutoff, if it exists, and discuss the signatures of, and mechanisms responsible for, its appearance.

In order to address these issues we extend our previously developed subtractive-renormalization method [32, 35] to evaluate the 1S_0 and $^3S_1-^3D_1$ phase shifts with the higher-order χ ET potentials. If energy-dependent contact interactions are employed in these potentials we show how to relate the χ ET phase shifts to on-shell quantities. For momentum-dependent contact interactions we formulate the scattering equations in terms of two (one) on-shell quantities in the triplet (singlet) channel and then fit the single remaining unknown parameter to experimental data. This allows us to easily go to high cutoffs in the LSE and provides clean information about the effect of the renormalization point. Our method works for any long-range potential. Here we consider long-range parts evaluated

¹ In the 1S_0 channel the constant must be m_q -dependent [33] in order to absorb a logarithmic divergence. This violates the power counting, but is of no practical consequence as regards the description of laboratory NN data.

using both dimensional regularization (DR) and spectral-function-regularization (SFR)[37] at $O(P^2)$ and $O(P^3)$. The forms of these potentials were given in Ref. [35]. Since issues like differing extractions of the πN LECs c_1 , c_3 and c_4 could produce sizeable changes in the phase shifts we are not overly focused on the quality of our fit. Instead, our purpose is to see whether these potentials behave self-consistently with respect to cutoffs in the LSE. Thus, our strategy is to evaluate in detail the cutoff-dependence of the S-wave phase shifts, and examine the renormalization-point dependence. These features depend much less on the precise choice made for c_1 , c_3 and c_4 .

The structure of our work is as follows. First, in Sec. II, we introduce our subtractive-renormalization method and explain how to deal with both momentum- and energy-dependent contact terms in the singlet channel. We take as input to the method the 1S_0 scattering length, a_s , and the phase shift at a particular energy, E^* . Then, in Sec. III, we extend our subtractive-renormalization method to the coupled-channels case and deal with constant, energy-dependent and momentum-dependent contact terms. While the constant contact term is, as in Ref. [32], solved by one subtraction with a_t as input, for the energy-dependent contact term we pin down the three unknown constants with information with a_t , the generalized scattering length α_{20} that governs the low-energy behavior of ϵ_1 , and the phase shift at a particular energy as inputs. In Sec. IV, we discuss our results in the 1S_0 channel and their implications. In Sec. V, we discuss our results in the 3S_1 - 3D_1 channel and their implications. We summarize our findings in Sec. VI.

II. SUBTRACTIVE RENORMALIZATION IN THE SINGLET CHANNEL

The short-range part of the potential, i.e., the contact terms, is a parameterization of unknown high-energy physics. Before introducing our subtractive renormalization scheme, we need to decide what types of contact term we should consider. Throughout this work we will consider chiral two-pion-exchange [3, 4, 5, 39] as the long-range part of the NN potential. This is associated with contact terms up to $O(P^2)$. However, since for non-relativistic particles we have $\mathbf{p}^2/M \sim E$ there is the possibility to consider energy-dependent, instead of momentum-dependent contact interactions. In particular, this may have certain advantages in terms of evading theorems that limit the impact of short-distance potentials on phase shifts [40, 41]. Thus, in the 1S_0 channel we will consider the following three types of contact terms:

- (A) $v_{SR,0} = \lambda$
- (B) $v_{SR,0}(E) = \lambda + \gamma E$
- (C) $v_{SR,0}(p', p) = \lambda + C_2 (p^2 + p'^2)$,

where λ , γ , C_2 are unknown constants. (Of course, the numerical value of λ is different for each case.) The overall potential is then given by

$$v_0(p', p; E) = v_{SR,0}(p', p; E) + v_{LR,0}(p', p; E), \quad (2.1)$$

with the subscripts SR and LR standing for the short- and long-range parts of the potential. Specifically, in the 1S_0 channel we have

$$v_{LR,0} = \langle 000 | V_C + W_C - 3[V_S + W_S + \mathbf{q}^2(V_T + W_T)] | 000 \rangle, \quad (2.2)$$

with expressions for the S-wave projected central, spin, and tensor isoscalar and isovector potentials taken from Ref. [4, 37] and collected in Ref. [35].

A. The constant contact interaction

The constant contact term can be evaluated by one subtraction with the 1S_0 scattering length a_s as input [32]. This is possible because knowledge of the on-shell amplitude plus the long-range potential yields the fully off-shell amplitude, as long as only a constant contact interaction is present [32, 42, 43]. The step from the on-shell amplitude at an arbitrary energy E^* , $t(p_0^*, p_0^*; E^*)$ (with $p_0^* \equiv ME^*$), to the half-off-shell amplitude at the same energy is explained in Appendix A. The symmetry property of the amplitude $t(p, p_0^*; E^*) = t(p_0^*, p; E^*)$ then means that the same sequence of manipulations can be used to construct $t(p', p; E^*)$. With the fully-off-shell amplitude at a single energy in hand, it is well known how to construct the t -matrix at any arbitrary energy [26]. In operator form we have

$$t(E) = t(E^*) + t(E^*)[g_0(E) - g_0(E^*)]t(E), \quad (2.3)$$

where g_0 is the free resolvent of the Lippmann-Schwinger equation,

$$g_0(E; p) = \frac{1}{E^+ - p^2/M}. \quad (2.4)$$

(Here M is the nucleon mass and $E^+ = E + i\varepsilon$, with ε a positive infinitesimal.)

B. Energy-dependent contact interaction

In this case there are two unknown constants. The strategy is to use one subtraction (as in Ref. [32]) to first eliminate the constant part of the contact term. For the energy-dependent contact term we then perform a second subtraction to eliminate the remaining unknown.

We start from the partial-wave LS equation, which is written explicitly in this channel as

$$t_0(p', p; E) = v_0(p', p; E) + \frac{2}{\pi} M \int_0^\Lambda \frac{dp'' p''^2 v_0(p', p''; E) t_0(p'', p, E)}{p_0^2 + i\varepsilon - p''^2}. \quad (2.5)$$

The energy-dependent 1S_0 potential is given by

$$v_0(p', p; E) = v_{LR}(p', p) + \lambda + \gamma E. \quad (2.6)$$

Here v_{LR} represents the long range part of the χ PT potential, which is computed up to NLO or NNLO. However, the derivation presented below holds for any energy-independent long-range potential which is a function of p and p' and satisfies $v_{LR}(p', p) = v_{LR}(p, p')$. From now on we drop the partial-wave index, since this section only describes the singlet channel 1S_0 .

To further simplify the presentation, we adopt the following operator notation of the LS equation

$$t(E) = \lambda + \gamma E + v_{LR} + [\lambda + \gamma E + v_{LR}] g_0(E) t(E). \quad (2.7)$$

Setting $E = 0$ in Eq. (2.7) leads to

$$t(0) = \lambda + v_{LR} + [\lambda + v_{LR}] g_0(0) t(0). \quad (2.8)$$

Equation (2.8) contains only one unknown, λ . Therefore, the matrix element $t(p', p; 0)$ can be obtained from one experimental point, i.e., the NN scattering length a_s , using the procedure explained in Subsection A, and given in detail in Ref. [32]. Using properties of the LSE, Eq. (2.8) can be rewritten as

$$\begin{aligned} t(0) &= \lambda + v_{LR} + t(0)g_0(0) (\lambda + v_{LR}) \\ &= [1 + t(0)g_0(0)] [\lambda + v_{LR}]. \end{aligned} \quad (2.9)$$

This allows to reconstruct λ if we wish to do so:

$$\lambda + v_{LR}(p', p) = [1 + t(0)g_0(0)]^{-1} t(0). \quad (2.10)$$

Leaving E finite, Eq. (2.7) can be written as

$$t(E) = [\lambda + \gamma E + v_{LR}] [1 + g_0(E)t(E)], \quad (2.11)$$

leading to a formal expression for the potential term

$$\lambda + \gamma E + v_{LR} = t(E) [1 + g_0(E)t(E)]^{-1}. \quad (2.12)$$

Subtracting Eq.(2.10) from Eq.(2.12) isolates the term γE ,

$$\gamma E = t(E) [1 + g_0(E)t(E)]^{-1} - [1 + t(0)g_0(0)]^{-1} t(0). \quad (2.13)$$

Proceeding in a similar fashion as in Ref. [32], we can obtain $t(E^*)$ at a fixed energy E^* from the value of the NN phase shift at E^* (for details see Appendix A). We find ²

$$\lambda + \gamma E^* + v_{LR} = t(E^*) [1 + g_0(E^*)t(E^*)]^{-1} = [1 + t(E^*)g_0(E^*)]^{-1}t(E^*). \quad (2.14)$$

² Note that some care is required if the standard subtraction method is used to deal with the singularity when the integration momentum becomes equal to p_0 . In that case it is useful to introduce an additional term in the integral equation that involves the potential evaluated at the point $p' = p_0, p = p_0$. However, if other techniques are used (e.g. contour rotation) this additional term is not necessary and so we do not include it in our derivation.

Taking the difference of Eqs. (2.14) and (2.12) leads to

$$\gamma(E^* - E) = [1 + t(E^*)g_0(E^*)]^{-1} t(E^*) - t(E) [1 + g_0(E)t(E)]^{-1}. \quad (2.15)$$

To eliminate γ , we insert Eq. (2.13) into Eq. (2.15),

$$\begin{aligned} & \left(t(E)[1 + g_0(E)t(E)]^{-1} - [1 + t(0)g_0(0)]^{-1}t(0) \right) \left(\frac{E^*}{E} - 1 \right) \\ & = [1 + t(E^*)g_0(E^*)]^{-1} t(E^*) - t(E) [1 + g_0(E)t(E)]^{-1}. \end{aligned} \quad (2.16)$$

Rearranging Eq. (2.16) and multiplying both sides with $1 + g_0(E)t(E)$ from the right and $1 + t(0)g_0(0)$ from the left, we arrive at

$$\begin{aligned} t(E) + t(0)[g_0(0) - g_0(E)]t(E) + \frac{E}{E^*} \left\{ t(0) - [1 + t(0)g_0(0)] \alpha t(E^*) \right\} g_0(E)t(E) \\ = \left(1 - \frac{E}{E^*} \right) t(0) + \frac{E}{E^*} [1 + t(0)g_0(0)] \alpha t(E^*), \end{aligned} \quad (2.17)$$

where $\alpha \equiv [1 + t(E^*)g_0(E^*)]^{-1}$, can be calculated numerically. Since we already obtained the fully off-shell $t(0)$ and $t(E^*)$, Eq. (2.17) is an integral equation for $t(E)$, which we can solve by standard methods.

To summarize, we perform two subtractions to the LS equation to eliminate the two unknown constants λ and γ . The resulting equation requires as input the scattering length a_s and the phase shift at one specific energy E^* . The only restriction on E^* is that it must be within the domain of validity of our theory. Hence one can test the consistency of the theory by examining the extent to which results depend upon the choice of E^* .

C. Momentum-dependent contact interaction

The coefficient of the momentum-dependent, denoted here by C_2 , is not straightforwardly related to any S-matrix element. Thus we cannot apply our subtraction procedure in the case of a momentum-dependent contact interaction. Hence we instead adopt a ‘‘mixed’’ procedure, which involves a single subtraction plus fitting of C_2 .³

This ‘‘mixed’’ procedure is carried out as follows: First we guess a value for the constant C_2 , and then insert it into the half-off-shell and on-shell LSE:

$$t(p, 0; 0) = v_{LR}(p, 0) + \lambda + C_2 p^2 - \frac{2}{\pi} M \int_0^\Lambda dp' [v_{LR}(p, p') + \lambda + C_2(p^2 + p'^2)] t(p', 0; 0), \quad (2.18)$$

$$t(0, 0; 0) = v_{LR}(0, 0) + \lambda - \frac{2}{\pi} M \int_0^\Lambda dp' (v_{LR}(0, p') + \lambda + C_2 p'^2) t(p', 0; 0). \quad (2.19)$$

Taking the difference of the two equations cancels the constant λ and leads to

$$\begin{aligned} t(p, 0; 0) &= v_{LR}(p, 0) - v_{LR}(0, 0) + \frac{a_s}{M} + C_2 p^2 \\ &- \frac{2}{\pi} M \int_0^\Lambda dp' (v_{LR}(p, p') - v_{LR}(0, p') + C_2 p^2) t(p', 0; 0). \end{aligned} \quad (2.20)$$

Using the already-chosen value of C_2 , together with the experimental value of a_s we can solve for $t(p', 0; 0)$ from Eq. (2.20). Then there is a consistency condition that determines the value of λ . This equation can be easily derived from Eq. (2.19):

$$\lambda = \frac{\frac{a_s}{M} - v_{LR}(0, 0) + \frac{2}{\pi} M \int_0^\Lambda dp' (v_{LR}(0, p') + C_2 p'^2) t(p', 0; 0)}{1 - \frac{2}{\pi} M \int_0^\Lambda dp' t(p', 0; 0)}. \quad (2.21)$$

³ Note that this is different from the subtractive procedure of Ref. [44] for dealing with the same contact interaction. There the Born approximation is assumed to be valid for large negative energies.

The above equation gives the value of λ that is consistent with the experimental value of the scattering length and our choice of C_2 . It thus defines a relationship $\lambda = \lambda(C_2; a_s)$. (Note that—in spite of the form of Eq. (2.21)—the relationship is not linear, since $t(p', 0; 0)$ is also affected by the choice of C_2 .) Therefore, when trying to determine λ and C_2 we only need to guess C_2 and can then obtain λ from Eqs. (2.20) and (2.21). These two constants are then entered into the on-shell LS equation which is solved for the phase shifts. Finally C_2 is adjusted to fit the desired observable. In Sec. IV we will examine the results obtained when C_2 is adjusted to reproduce the 1S_0 effective range, r_0 , and those found when we enforce the requirement that the theory correctly predict the phase shift at a particular energy E^* .

III. SUBTRACTIVE RENORMALIZATION IN THE J=1 TRIPLET CHANNEL

Since the NN interaction is non-central, the $S = 1$ waves constitute a coupled-channel problem. Here we consider the 3S_1 - 3D_1 coupled partial waves, and we again consider three different contact terms:

$$(A) \begin{pmatrix} \lambda & 0 \\ 0 & 0 \end{pmatrix}$$

$$(B) \begin{pmatrix} \lambda + C_2(p^2 + p'^2) & \lambda_t p'^2 \\ \lambda_t p^2 & 0 \end{pmatrix}$$

$$(C) \begin{pmatrix} \lambda + \gamma E & \lambda_t p'^2 \\ \lambda_t p^2 & 0 \end{pmatrix}.$$

Here we write the contact terms explicitly in their matrix form, where the diagonal represents the direct channels 3S_1 - 3S_1 and 3D_1 - 3D_1 and the off-diagonal the channels 3S_1 - 3D_1 and 3D_1 - 3S_1 . The unknown constants are λ , γ (or C_2) and λ_t , and their value is different in each case. Case A is the leading-order contact interaction discussed in Refs. [24, 32]. Cases B and C include the structures that appear at NLO [$O(P^2)$] in the standard chiral counting for short-distance operators.

At this order in the chiral expansion the J=1 coupled-channel problem acquires two additional contact interactions. One is of the form $\boldsymbol{\sigma}_1 \cdot \mathbf{q} \boldsymbol{\sigma}_2 \cdot \mathbf{q}$ [5], and hence gives a non-zero matrix element for 3S_1 - 3D_1 transition. The other can be written as either an energy-dependent or momentum-dependent piece of the 3S_1 - 3S_1 potential, although until now most works on χ ET have considered only the latter [3, 5, 7, 8], but see Ref. [36]. For the energy-dependent contact interaction we will show below that three subtractions can be performed to eliminate the unknown LECs. This leaves us with an integral equation for the t -matrix at an arbitrary energy that takes as input three experimental quantities. For case B, due to the momentum-dependence in the contact term, we use a double-subtraction-plus-one-fit scheme to solve the LSE. The procedures for solving (B) and (C) are quite similar, as they both employ subtractions to eliminate λ and λ_t .

A. Constant contact interaction

This case can be solved with a single subtraction, as described in Ref. [32]. Once again, the key fact is that once a_t , the triplet scattering length, is known, the value of $t(0, 0; 0)$ is fixed, and that, together with knowledge of the long-range potential, it is sufficient to obtain the two non-zero elements of $t(p, 0; 0)$. The procedure by which we obtain these two elements, t_{00} and t_{20} , can be reconstructed from Appendix B by setting $C_2 = 0$ in the first part of the derivation presented there. Hermiticity of v then implies that $t_{00}(p, 0; 0) = t_{00}(0, p; 0)$ and $t_{20}(p, 0; 0) = t_{02}(0, p; 0)$, and the same set of manipulations can then be used to obtain $t_{\nu l}(p', p; 0)$. The operator equation (2.3), with $E^* = 0$, then allows us to reconstruct $t(E)$, albeit this time as a two-by-two matrix of operators, rather than the single operator t that is needed to describe the 1S_0 channel.

B. Momentum-dependent central part

In this case we will eliminate two constants from the integral equation: λ , and the coefficient of the tensor short-distance interaction λ_t . We will then adjust the coefficient C_2 to reproduce one piece of ‘experimental’ information.

As usual, we begin by writing the on-shell and half-off-shell partial-wave LS equations:

$$\begin{pmatrix} t_{00}(p_0, p_0; E) & t_{02}(p_0, p_0; E) \\ t_{20}(p_0, p_0; E) & t_{22}(p_0, p_0; E) \end{pmatrix} = \begin{pmatrix} \lambda + C_2(p_0^2 + p_0^2) + v_{LR}^{00}(p_0, p_0) & \lambda_t p_0^2 + v_{LR}^{02}(p_0, p_0) \\ \lambda_t p_0^2 + v_{LR}^{20}(p_0, p_0) & v_{LR}^{22}(p_0, p_0) \end{pmatrix} \\ + \frac{2}{\pi} M \int_0^\Lambda dp' \frac{p'^2}{p_0^2 - p'^2 + i\varepsilon} \begin{pmatrix} \lambda + C_2(p_0^2 + p'^2) + v_{LR}^{00}(p_0, p') & \lambda_t p'^2 + v_{LR}^{02}(p_0, p') \\ \lambda_t p_0^2 + v_{LR}^{20}(p_0, p') & v_{LR}^{22}(p_0, p') \end{pmatrix} \\ \times \begin{pmatrix} t_{00}(p', p_0; E) & t_{02}(p', p_0; E) \\ t_{20}(p', p_0; E) & t_{22}(p', p_0; E) \end{pmatrix} \quad (3.1)$$

$$\begin{pmatrix} t_{00}(p, p_0; E) & t_{02}(p, p_0; E) \\ t_{20}(p, p_0; E) & t_{22}(p, p_0; E) \end{pmatrix} = \begin{pmatrix} \lambda + C_2(p^2 + p_0^2) + v_{LR}^{00}(p, p_0) & \lambda_t p_0^2 + v_{LR}^{02}(p, p_0) \\ \lambda_t p^2 + v_{LR}^{20}(p, p_0) & v_{LR}^{22}(p, p_0) \end{pmatrix} \\ + \frac{2}{\pi} M \int_0^\Lambda dp' \frac{p'^2}{p_0^2 - p'^2 + i\varepsilon} \begin{pmatrix} \lambda + C_2(p^2 + p'^2) + v_{LR}^{00}(p, p') & \lambda_t p'^2 + v_{LR}^{02}(p, p') \\ \lambda_t p^2 + v_{LR}^{20}(p, p') & v_{LR}^{22}(p, p') \end{pmatrix} \\ \times \begin{pmatrix} t_{00}(p', p_0; E) & t_{02}(p', p_0; E) \\ t_{20}(p', p_0; E) & t_{22}(p', p_0; E) \end{pmatrix}, \quad (3.2)$$

where $p_0^2/M = E$. The subscript (superscript) in $t_{\nu l}(v_{LR}^{ll'})$ indicates the angular-momentum quantum number of the channels. To simplify notation, we write the 2×2 matrix as \mathbf{t} . Subtracting Eq. (3.2) from Eq. (3.1) cancels λ ,

$$\mathbf{t}(p, p_0; E) - \mathbf{t}(p_0, p_0; E) = \begin{pmatrix} C_2(p^2 - p_0^2) + v_{LR}^{00}(p, p_0) - v_{LR}^{00}(p_0, p_0) & v_{LR}^{02}(p, p_0) - v_{LR}^{02}(p_0, p_0) \\ \lambda_t(p^2 - p_0^2) + v_{LR}^{20}(p, p_0) - v_{LR}^{20}(p_0, p_0) & v_{LR}^{22}(p, p_0) - v_{LR}^{22}(p_0, p_0) \end{pmatrix} \\ + \frac{2}{\pi} M \int_0^\Lambda dp' \frac{p'^2}{p_0^2 - p'^2 + i\varepsilon} \begin{pmatrix} C_2(p^2 - p_0^2) + v_{LR}^{00}(p, p') - v_{LR}^{00}(p_0, p') & v_{LR}^{02}(p, p') - v_{LR}^{02}(p_0, p') \\ \lambda_t(p^2 - p_0^2) + v_{LR}^{20}(p, p') - v_{LR}^{20}(p_0, p') & v_{LR}^{22}(p, p') - v_{LR}^{22}(p_0, p') \end{pmatrix} \mathbf{t}(p', p_0; E). \quad (3.3)$$

Letting $E \rightarrow 0$, i.e. $p_0 \rightarrow 0$, in Eq. (3.3) leads to

$$\mathbf{t}(p, 0; 0) - \mathbf{t}(0, 0; 0) = \begin{pmatrix} C_2 p^2 + v_{LR}^{00}(p, 0) - v_{LR}^{00}(0, 0) & 0 \\ \lambda_t p^2 + v_{LR}^{20}(p, 0) & 0 \end{pmatrix} \\ - \frac{2}{\pi} M \int_0^\Lambda dp' \begin{pmatrix} C_2 p^2 + v_{LR}^{00}(p, p') - v_{LR}^{00}(0, p') & v_{LR}^{02}(p, p') - v_{LR}^{02}(0, p') \\ \lambda_t p^2 + v_{LR}^{20}(p, p') & v_{LR}^{22}(p, p') \end{pmatrix} \mathbf{t}(p', 0; 0). \quad (3.4)$$

Here we used the threshold behavior of the partial-wave potential, $v_{LR}^{ll'}(p, k) \sim p' k^l$, to infer that, e.g. $v_{LR}^{20}(0, p) = 0$.

Equation (3.4) shows that this feature of v_{LR} has as consequence that $t_{02}(p, 0; 0) = t_{20}(0, p; 0) = 0$ and $t_{22}(p, 0; 0) = t_{22}(0, p; 0) = 0$. Using Eq. (3.4) we can thus obtain the first part of the \mathbf{t} -matrix equation that needs to be solved, namely

$$t_{00}(p, 0; 0) - \frac{a_t}{M} = C_2 p^2 + v_{LR}^{00}(p, 0) - v_{LR}^{00}(0, 0) \\ - \frac{2}{\pi} M \int_0^\Lambda dp' \left[(C_2 p^2 + v_{LR}^{00}(p, p') - v_{LR}^{00}(0, p')) t_{00}(p', 0; 0) + (v_{LR}^{02}(p, p') - v_{LR}^{02}(0, p')) t_{20}(p', 0; 0) \right], \quad (3.5)$$

where we have used that $t_{00}(0, 0; 0) = \frac{a_t}{M}$. We observe that λ_t has been eliminated from this equation, but that we do not have a closed set of equations, since $t_{20}(p', 0; 0)$ appears on the right-hand side.

To eliminate λ_t we set $p = 0$ in Eq. (3.3)

$$\mathbf{t}(0, p_0; E) - \mathbf{t}(p_0, p_0; E) = \begin{pmatrix} -C_2 p_0^2 + v_{LR}^{00}(0, p_0) - v_{LR}^{00}(p_0, p_0) & v_{LR}^{02}(0, p_0) - v_{LR}^{02}(p_0, p_0) \\ -\lambda_t p_0^2 - v_{LR}^{20}(p_0, p_0) & -v_{LR}^{22}(p_0, p_0) \end{pmatrix} \\ + \frac{2}{\pi} M \int_0^\Lambda dp' \frac{p'^2}{p_0^2 - p'^2 + i\varepsilon} \begin{pmatrix} -C_2 p_0^2 + v_{LR}^{00}(0, p') - v_{LR}^{00}(p_0, p') & v_{LR}^{02}(0, p') - v_{LR}^{02}(p_0, p') \\ -\lambda_t p_0^2 - v_{LR}^{20}(p_0, p') & -v_{LR}^{22}(p_0, p') \end{pmatrix} \mathbf{t}(p', p_0; E) \quad (3.6)$$

In order to use the threshold behavior of t_{20} we need to divide Eq. (3.3) by $p^2 - p_0^2$ and Eq. (3.6) by p_0^2 and then add both equations. A quick examination shows that γ and λ_t both drop out of the final result—but that that final result is quite lengthy. Hence, to simplify the notation arising from these manipulations we define the following map

$$\mathcal{F}[O(p, p')] \equiv \frac{1}{p^2 - p_0^2} \left(O(p, p') - O(p_0, p') \right), \quad (3.7)$$

where the operator O can represent either the t -matrix or a potential function. With this notation we obtain

$$\begin{aligned} \mathcal{F}[\mathbf{t}(p, p_0; E)] - \mathcal{F}[\mathbf{t}(0, p_0; E)] = & \\ & \left(\begin{array}{cc} \mathcal{F}[v_{LR}^{00}(p, p_0)] - \mathcal{F}[v_{LR}^{00}(0, p_0)] & \mathcal{F}[v_{LR}^{02}(p, p_0)] - \mathcal{F}[v_{LR}^{02}(0, p_0)] \\ \mathcal{F}[v_{LR}^{20}(p, p_0)] - \mathcal{F}[v_{LR}^{20}(0, p_0)] & \mathcal{F}[v_{LR}^{22}(p, p_0)] - \mathcal{F}[v_{LR}^{22}(0, p_0)] \end{array} \right) \\ & + \frac{2}{\pi} M \int_0^\Lambda dp' \frac{p'^2}{p_0^2 - p'^2 + i\varepsilon} \left(\begin{array}{cc} \mathcal{F}[v_{LR}^{00}(p, p')] - \mathcal{F}[v_{LR}^{00}(0, p')] & \mathcal{F}[v_{LR}^{02}(p, p')] - \mathcal{F}[v_{LR}^{02}(0, p')] \\ \mathcal{F}[v_{LR}^{20}(p, p')] - \mathcal{F}[v_{LR}^{20}(0, p')] & \mathcal{F}[v_{LR}^{22}(p, p')] - \mathcal{F}[v_{LR}^{22}(0, p')] \end{array} \right) \mathbf{t}(p', p_0; E) \end{aligned} \quad (3.8)$$

The second row of the kernel of this equation simplifies considerably since

$$\mathcal{F}[v_{LR}^{20}(0, p_0; E)] = \frac{v_{LR}^{20}(p_0, p_0; E)}{p_0^2} \quad (3.9)$$

due to the threshold behavior of v_{LR} . A similar result applies to v_{LR}^{22} . Thus we also have

$$\mathcal{F}[t_{20}(0, p_0; E)] = \frac{t_{20}(p_0, p_0; E)}{p_0^2}. \quad (3.10)$$

Now, letting $E \rightarrow 0$ (i.e. $p_0 \rightarrow 0$) in Eq. (3.8), and extracting the $S \rightarrow D$ element of the resulting equation, we can also employ (again because of threshold behavior)

$$\mathcal{F}[v_{LR}^{20}(p, p'; 0)] = \frac{v_{LR}^{20}(p, p'; 0)}{p^2} \quad (3.11)$$

together with the analogous result for v_{LR}^{22} , in order to obtain

$$\frac{t_{20}(p, 0; 0)}{p^2} = \lim_{p_0 \rightarrow 0} \left[\frac{t_{20}(p_0, p_0; E)}{p_0^2} \right] + \frac{v_{LR}^{20}(p, 0)}{p^2} - \lim_{p_0 \rightarrow 0} \left[\frac{v_{LR}^{20}(p_0, p_0)}{p_0^2} \right] \quad (3.12)$$

$$\begin{aligned} -\frac{2}{\pi} M \int_0^\Lambda dp' & \left[\left(\frac{v_{LR}^{20}(p, p')}{p^2} - \lim_{p_0 \rightarrow 0} \left[\frac{v_{LR}^{20}(p_0, p')}{p_0^2} \right] \right) t_{00}(p', 0; 0) \right. \\ & \left. + \left(\frac{v_{LR}^{22}(p, p')}{p^2} - \lim_{p_0 \rightarrow 0} \left[\frac{v_{LR}^{22}(p_0, p')}{p_0^2} \right] \right) t_{20}(p', 0; 0) \right]. \end{aligned} \quad (3.13)$$

This is the key result of our derivation, since it provides a second integral equation that, together with Eq. (3.5), is a closed set for the half-off-shell t -matrix at zero energy. These equations require as input the long-range potential v_{LR} , a choice of C_2 , and the experimental observables a_t and the value of

$$\lim_{p_0 \rightarrow 0} \left[\frac{t_{20}(p_0, p_0; E)}{p_0^2} \right]. \quad (3.14)$$

This limit, and all the limits of v_{LR} in Eq. (3.13), are well defined due to the threshold behavior of the potential and the t -matrix. The limit (3.14) is a specific case of a “generalized scattering length”, which is defined as

$$\frac{\alpha_{l'l}}{M} = \lim_{p_0 \rightarrow 0} \left[\frac{t_{l'l}(p_0, p_0; E)}{p_0^{l'+l}} \right].$$

Since $\alpha_{l'l}$ is related to an on-shell element of the t -matrix it can be obtained from an experimental phase-shift analysis (see, e.g. Ref. [50]).

Equations (3.5) and (3.13), together with an initial guess for the value of C_2 , now yield $t_{00}(p, 0; 0)$ and $t_{20}(p, 0; 0)$ by standard methods for the solution of integral equations. The other elements of the zero-energy \mathbf{t} , $t_{02}(p, 0; 0)$ and $t_{22}(p, 0; 0)$, are equal to zero, as mentioned above.

It is formally possible to eliminate C_2 from Eq. (3.8) by a similar set of manipulations to the ones that led to Eq. (3.13). This yields a pair of coupled integral equations for $t_{00}(p, 0; 0)$ and $t_{20}(p, 0; 0)$ that is NN LEC free. However, these equations contain the quantity $\lim_{p_0 \rightarrow 0} \mathcal{F}[t_{00}(0, p_0; E)]$ as part of the driving term. This is a limit of a half-off-shell matrix element, and so cannot be obtained in a model-independent way from experimental data.

Therefore we now proceed similarly to the case of the momentum-dependent interaction in the singlet channel. We guess a value for C_2 , and solve Eqs. (3.5) and (3.13) for the half-off-shell \mathbf{t} at zero energy. We then insert these quantities into the consistency condition for the LEC λ_t :

$$\lambda_t = \frac{t_{20}(p, 0; 0) - v_{LR}^{20}(p, 0) + \frac{2}{\pi} M \int_0^\Lambda dp' (v_{LR}^{20}(p, p') t_{00}(p', 0; 0) + v_{LR}^{22}(p, p') t_{20}(p', 0; 0))}{p^2 (1 - \frac{2}{\pi} M \int_0^\Lambda dp' t_{00}(p', 0; 0))}. \quad (3.15)$$

Once we have λ_t , the consistency condition for λ reads

$$\lambda = \frac{a_t/M - v_{LR}^{00}(0, 0) + \frac{2}{\pi} M \int_0^\Lambda dp' [(C_2 p'^2 + v_{LR}^{00}(0, p')) t_{00}(p', 0; 0) + (\lambda_t p'^2 + v_{LR}^{02}(0, p')) t_{20}(p', 0; 0)]}{1 - \frac{2}{\pi} M \int_0^\Lambda dp' t_{00}(p', 0; 0)}. \quad (3.16)$$

The derivation of these two constraints for the LECs is given in Appendix B. Eqs. (3.15) and (3.16) define the full potential for the coupled-channels problem for a given trial value of C_2 . This potential is then inserted into the LSE and phase shifts computed. C_2 is adjusted until the desired experimental datum is reproduced with sufficient accuracy.

This method has the advantage that Eqs. (3.16) and (3.15) define functional relationships: $\lambda = \lambda(C_2; a_t, \alpha_{20})$, and $\lambda_t = \lambda_t(C_2; a_t, \alpha_{20})$. (The generalized scattering length α_{20} enters implicitly through its effect on the half-off-shell t -matrices appearing in the formulae for λ and λ_t .) Thus, we need to perform only one-parameter fits in order to obtain all three of the LECs that are pertinent in the S-wave J=1 channel.

C. Energy-dependent central part

Here we could follow the method of Section II B and eliminate all three constants from the integral equation: λ , the coefficient of the tensor short-distance interaction, λ_t , and the coefficient of the energy-dependent part, γ . However, it is simpler to mimic the steps of the previous Subsection, and reconstruct the underlying contact interaction from knowledge of the phase shifts. The manner in which this is done is described in detail in Appendix B but can be summarized in the following steps:

1. Use knowledge of a_t , the triplet scattering length, to eliminate λ from the integral equation. Hence obtain $t_{00}(p, 0; 0)$.
2. Substitute the result into Eq. (3.4), with $\gamma = 0$ (since the energy-dependent piece of the contact interaction has no impact on t at $E = 0$) and rearrange the equation so as to obtain λ_t from the on-shell quantity $\lim_{p_0 \rightarrow 0} t_{20}(p_0, p_0; E)/p_0^2 \equiv \alpha_{20}/M$.
3. The value of λ can then be obtained from the requirement that $t_{00}(0, 0; 0) = a_t/M$.
4. Use the 3S_1 and 3D_1 phase shifts and the mixing parameter ϵ_1 at a specific value of the energy, say E^* , to reconstruct $t(p_0^*, p_0^*; E^*)$. Then, from a suitably modified (3.3), solve for $t(p, p_0^*; E)$.
5. With this half-off-shell t at a finite energy in hand, γ can be obtained from the version of Eq. (3.2) that is suitable for the energy-dependent contact interaction. The final formula for γ is given in Eq. (B10).

It may appear that this procedure that one needs five pieces of input data to fix the constants (a_t , the generalized scattering length α_{20} , and the three phase shifts at energy E^*). However, only one of the four matrix elements of t is used to extract γ . Hence, in reality only three experimental inputs: $t_{00}(0, 0; 0)$, $t_{00}(p_0^*, p_0^*; E^*)$, and the derivative of $t_{20}(p_0, p_0; E)$ with respect to E , are needed to solve this problem.

We then obtain phase shifts for arbitrary E by substituting the obtained values of λ , λ_t and γ into the potential that appears in the LSE and solving that equation for the on-shell t -matrix.

IV. RESULTS: THE SINGLET S-WAVE

In this section we present the results obtained in the 1S_0 channel when we employ the three different types of contact terms introduced in Sect. II. First, we only adopt the leading-order contact term, i.e. a constant. Then, we consider the energy-dependent contact term, i.e., $v_{SR,0} = \lambda + \gamma E$. Finally, we use the more standard momentum-dependent contact term $v_{SR,0} = \lambda + C_2(p^2 + p'^2)$. For each of these cases, we examine the results found with the following three different forms of the long-range potential v_{LR} :

1. TPE computed using dimensional regularization up to $O(P^2)$ (denoted as DR NLO).
2. TPE computed using dimensional regularization up to $O(P^3)$ (denoted as DR NNLO).
3. TPE computed using spectral-function regularization up to $O(P^3)$ (denoted as SFR NNLO).

For the TPE involving spectral-function regularization, we adopt $\Lambda = 800$ MeV as intrinsic cutoff. When combined with the momentum-dependent contact interaction, the $O(P^2)$ TPE yields the usual NLO calculation in χ ET, while the two $O(P^3)$ forms of v_{LR} both give calculations of NNLO accuracy.

A. The lowest-order contact term

A proper renormalization of these TPE potentials entails the presence of contact terms up to second order in $|\mathbf{q}|$. However, it is still of interest to investigate what happens if only the lowest-order contact term is included in the potential (see also Refs. [36, 45]). This enables us to see how the phase shift converges as the LSE cutoff Λ is increased. Then, when higher-derivative contact interactions are added to the potential, we can see how the cutoff dependence changes.

The renormalization for the leading-order contact term is performed with one subtraction, with the scattering length $a_s = -23.7$ fm [47] used as renormalization condition. This is the same as procedure as described for the 1S_0 channel in Ref. [32], except that here we are using a long-range potential that is higher-order in the chiral power counting.

The phase shifts 1S_0 calculated with the DR NLO, DR NNLO and SFR NNLO potential are shown for different cutoffs Λ in Fig. 1. The results show that a single, constant, contact interaction is sufficient to stabilize the 1S_0 phase shift with respect to the cutoff once $\Lambda > 800$ MeV for the SFR NNLO TPE and $\Lambda > 1000$ MeV for the DR NLO TPE. The DR NNLO potential requires $\Lambda > 1200$ MeV to become stable.

The DR NLO potential exhibits a resonance-like behavior when $\Lambda \leq 700$ MeV, but the phase shift quickly converges after Λ exceeds 800 MeV. This indicates that—at least for this potential—a cutoff smaller than 700 MeV removes essential physics, and brings the phase shift rather close to that obtained with $v_{LR} = v_{OPE}$ in Ref. [32]. On the other hand, it is amusing to note that after $\delta(^1S_0)$ converges with respect to the cutoff, the DR NLO result is actually closer to the PWA93 phase shifts [46, 47] than is the result from the other two potentials.

This indicates that the pure (i.e. un-compensated by contact interaction) NNLO TPE produces too large a correction, although the general trend of providing more repulsion is correct. We note that the phase shift calculated with the SFR NNLO potential stabilizes as a lower value of Λ , and that this $\Lambda \rightarrow \infty$ result is closer to the PWA93 result, compared to that obtained with the DR NNLO potential.

In Table I we list the values of the effective range r_0 obtained from the above potentials. Since a_s is fixed to the same value in all calculations, this table shows the influence of Λ on the low-energy phase shifts. Comparing our results for the three different potentials to the “experimental” value $r_0 = 2.7$ fm [47], we see that the SFR NNLO potential gives a value of r_0 that is closest to the experimental value. The results with the DR NLO and SFR NNLO TPE are stable with respect to Λ once $\Lambda \geq 700$ MeV. The DR NNLO TPE value eventually also stabilizes within small variations once $\Lambda > 1200$ MeV (not shown in the Table I). This cutoff is rather large, reflecting the too-strong energy dependence that was already discussed in the previous paragraph.

B. Second order: energy-dependent contact term

Next we use a second-order contact term with the simplest energy-dependent form, namely $v_{SR,0} = \lambda + \gamma E$. This form arises because the contact operator $N^\dagger i \partial_t N N^\dagger N$ can absorb the divergences in the two-pion exchange potential, with the difference absorbed into terms that are proportional to the free-nucleon equation of motion. (See, e.g. Ref. [4], where the amplitude is calculated in Born approximation, and so the contact terms required are only a function of the nucleon on-shell momentum p_0 .) These additional terms can be transformed into higher-order multi-body operators. Thus, up to $O(P^3)$ in χ PT, the energy-dependent contact term is just as valid a representation of the short-distance physics as the more commonly chosen momentum-dependent one. Of course, the use of energy-dependent potentials engenders additional complications—especially when one wishes to embed the two-nucleon Hilbert space in a larger Fock space. Nevertheless, we can choose this form for the short-distance operators to describe NN scattering, and

it has the advantage that the two unknown constants can be solved by our double-subtraction method discussed in Sect. II.

As input this method requires the value of a_s and the phase shift at a specific energy E^* . In principle, this energy can be chosen arbitrarily. In our calculation we choose $T_{lab} = 2E^* = 2.8$ MeV, i.e. at the energy where the 1S_0 phase shift has its turning point. We tested other choices $E^* < 10$ MeV and found that they have only minor effect on the results. We also tested a relatively high energy, $T_{lab} > 100$ MeV. Such a choice generates results which fit the phase shift at the low energies (due to a_s as input) and at the chosen higher energy (due to the use of $\delta(E^*)$ as input). However, we did not adopt this procedure, since in it the ultimate dependence of results on the choice of renormalization point (i.e. E^*) reflects the the cutoff-dependence in the phase shift in a manner that we shall discuss below.

In Fig. 2 the 1S_0 phase shift calculated with the TPE potentials DR NLO, DR NNLO and SFR NNLO with the energy-dependent contact term is displayed for cutoffs $\Lambda = 600 - 2000$ MeV. A general feature is that the phase shift oscillates as a function of Λ . There are also strongly diverging phase shifts at $\Lambda = 800$ and 2000 MeV for the DR NLO potential because a resonance state is created by the contact term. (A similar behavior for the DR NLO potential was observed in Ref. [36] for a momentum-dependent contact term with $\Lambda = 2000$ MeV.) For the DR NNLO (SFR NNLO) TPE, at $\Lambda = 1000(2000)$ MeV the phase shift diverges violently from the previous converged value.

In order to further understand the effect of the energy-dependent contact term, we calculate the DR NNLO TPE phase shift at $T_{lab} = 100$ MeV for Λ up to 20 GeV and display the results in Fig. 3. The phase shift has an oscillatory behavior, with the period becoming longer as Λ becomes larger. Comparison with the results obtained by adopting only a constant contact term (second panel of Fig. 1, where this phase shift converges with respect to Λ for $\Lambda > 1200$ MeV), suggests that the quasi-periodic behavior of $\delta(T_{lab} = 100$ MeV) is caused by the energy-dependent contact term.

The oscillatory behavior of the phase shift at this energy is associated with resonances at specific Λ . An argand plot confirms that there is a resonance for the cutoff at which this phase shift diverges. Tracking the energy of the resonance as a function of Λ shows that it moves in a regular way, with the real and imaginary parts of E_R decreasing in size as Λ increases, until eventually the resonance becomes a bound state and the pole in t moves towards an energy of $-\infty$. In order to understand this better, we perform a two-potential analysis of the t -matrix resulting from this particular v_{SR} . The details are given in Appendix C. We find that the appearance of poles is a consequence of the specific form of the contact interaction. When these poles are in the domain of validity of the theory the resulting phase shifts are in poor agreement with the Nijmegen PSA. Only at those cutoffs where the artificial poles correspond to deeply bound states or high-energy resonances do the phase shifts match the Nijmegen analysis well.

The effective range r_0 obtained from all three different potentials is about $r_0 = 2.68$ fm and varies by $< 2\%$ over the range of cutoffs considered, with the variation being only $\sim 0.5\%$ if the long-range part is computed to $O(P^3)$. This is a consequence of our choice of a low-energy phase shift as second input. Comparing with Table I, one can clearly see that r_0 receives significant correction from the $O(P^2)$ contact term, especially for the DR NLO potential.

Thus, the energy-dependent contact term improves the overall agreement of the 1S_0 phase shift and in particular the effective range r_0 with respect to the average value $r_0 = 2.7$ fm extracted from the different Nijmegen potentials. Once one tries to increase the cutoff Λ beyond 1000 MeV, this form of short-distance physics leads to problems if the DR TPE is used as long-range potential. However, adopting TPE computed using spectral-function regularization means a wider range of cutoffs can be employed before the same issues occur as they did for the DR TPE.

It is worthwhile mentioning that there exists a particular regularization of two-pion exchange which avoids resonant behavior in the phase shifts. This involves using dimensional regularization for the NLO part of TPE, and spectral-function regularization for the NNLO part. Then, even if an energy-dependent contact term is chosen for the short-range potential, only minor oscillations of the phase shifts with respect to Λ occur for $\Lambda > 1$ GeV. However, strictly speaking, a potential which is obtained using two different regularization schemes is not self-consistent. Thus, in the later discussion we will only present the results obtained from the three TPE potentials mentioned at the beginning of this section.

C. Momentum-dependent contact term

A momentum-dependent contact term associated with the TPE has the form $\lambda + C_2(p^2 + p'^2)$, and can be solved by one subtraction plus the use of a one-parameter fit, as explained in Sect. II. The input chosen for the subtraction is again a_s . In what follows we will try to perform two different fits to fix the value of C_2 . One uses only low-energy information, namely the effective range, $r_0 = 2.7$ fm. The other fit fixes C_2 by attempting to reproduce the phase shift at $T_{lab} = 200$ MeV.

The resulting 1S_0 phase shift is shown in Fig. 4 for the DR NLO TPE. In this case we cannot reproduce r_0 , or the phase shift at $T_{lab} = 200$ MeV, once $\Lambda > 600$ MeV. This pathology of the fit at NLO was discussed in Ref. [45],

and is related to the Wigner bound that limits the impact of short-distance physics on the effective range—or more generally on the energy dependence of phase shifts [41, 48]. Therefore, for the DR NLO TPE we can only perform an overall best fit to the phase shift. Fig. 4 shows that, within this limitation, the phase shift quickly becomes cutoff independent once $\Lambda > 900$ MeV.

The results for the DR NNLO TPE are shown in Fig. 5, where we see that the two different fit procedures generate different results for the same Λ . This is especially visible at $\Lambda = 500$ and 1000 MeV, where a resonance-like behavior present in the latter case when C_2 is fitted to r_0 . For values of Λ not close to these problematic cutoffs the phase shift is almost independent of the renormalization point.

This independence of renormalization point is even more apparent when the SFR NNLO TPE is adopted. As can be seen in Fig. 6, for Λ between $700 - 1800$ MeV, the two different fitting procedures lead to almost the same 1S_0 phase shift. The same figure also suggests that $\Lambda < 600$ MeV is too small and cuts off too much of the potential to allow a good fit to the Nijmegen analysis. Finally, the agreement between the two fits breaks down at $\Lambda = 2000$ MeV. By adopting the SFR NNLO TPE, we achieve renormalization-point independence for a wider range of cutoffs, but, this renormalization-point independence breaks down for higher Λ .

Finally we list in Table II the extracted effective range r_0 as function of Λ for the 1S_0 phase shift fitted to the Nijmegen value at $T_{lab} = 200$ MeV. This allows to assess the sensitivity of the results to renormalization point ($E^* \approx 0$ or $E^* \approx 200$ MeV lab. energy). The DR NLO TPE has the least variation of r_0 with Λ over the range of Λ considered here, but it needs to be remembered that the experimental value cannot be reproduced with a real value of C_2 [45, 49]. At order NNLO, the SFR TPE gives values of r_0 which vary less with Λ than do the ones from the DR TPE once $\Lambda > 800$ MeV, and are stable until $\Lambda = 2000$ MeV. This can be already inferred from Fig. 6.

In summary, the results obtained from the NNLO DR TPE with a momentum-dependent contact term have a peculiar behavior at $\Lambda = 1000$ MeV. Adopting the SFR potential increases the validity range of Λ as in the energy-dependence case. This conclusion is similar to the one obtained in the previous subsection.

V. RESULTS IN THE J=1 TRIPLET CHANNEL

In the J=1 triplet channel we again adopt the three different potentials, i.e., the DR TPE up to NLO, the DR TPE up to NNLO and the SFR TPE up to NNLO. To renormalize the potential in this channel we employ three different contact terms (cases A–C in Sec. III). For case B (energy-dependent) and C (momentum-dependent), the value of the generalized scattering length

$$\lim_{p_0 \rightarrow 0} \frac{t_{20}(p_0, p_0; E)}{p_0^2} \equiv \frac{\alpha_{20}}{M}$$

is required. We first adopt the value given in [50] for α_{20} . Then we adjust α_{20} to find the best fit. Since α_{20} is not given from experiment, we list the values extracted from several so called “high-precision” potentials in Table III.

A. The lowest-order contact term

We first perform the renormalization with the constant contact term (A) in the $^3S_1 - ^3S_1$ channel. The results obtained with this short-distance potential, and long-distance potentials DR NLO, DR NNLO and SFR NNLO are shown in Figs. 7-9, respectively. In the first two cases the 3S_1 phase shifts reach cutoff independence as Λ approaches 1000 MeV, and then diverge once more at higher Λ . The 3D_1 phase shifts exhibit a similar feature, although the pattern of convergence is not as obvious as in 3S_1 . For the mixing angle ϵ_1 , there is no obvious convergence with respect to Λ for the DR NLO and DR NNLO TPE. This can be explained by the fact that we only adopt a contact term in the $^3S_1 - ^3S_1$ channel and fit to the scattering length $a_t = 5.428$ fm. This was sufficient to stabilize the J=1 triplet channel in the case of the one-pion-exchange potential. However, the NNLO TPE is singular and attractive in both eigen-channels and thus needs two contact interactions (or, equivalently, two subtractions) in order to stabilize its predictions with respect to Λ [45]. In contrast, the NLO TPE has a repulsive behavior as $r \rightarrow 0$ in both J=1 eigen-channel. This also leads to predictions that are unstable after one subtraction, albeit for the opposite reason than at NNLO.

The SFR NNLO potentials do not have the same singular attractive behavior at short distances, and so it is no coincidence that its phase shifts show the best overall convergence in 3S_1 , 3D_1 , and ϵ_1 . The SFR strongly reduces the short-range attraction in the NNLO pieces of the TPE, and a lower-order contact term is then able to remove the Λ dependence of the phase shifts. Fig. 10 shows that the phase shifts at $T_{lab} = 10$ MeV obtained with the SFR NNLO TPE and a constant contact term become stable for $\Lambda > 2500$ MeV.

B. Energy-dependent contact term

The results of using an energy-dependent contact term to renormalize the three different long-range potentials are shown in Figs. 11-14. In Fig. 11 we adopt $a_t = 5.428$ fm, $\alpha_{20} = 2.28 \times 10^{-10}$ MeV $^{-1}$ [50], and the Nijmegen PWA values of $\delta(^3S_1)$, $\delta(^3D_1)$ and ϵ_1 at $T_{lab} = 10$ MeV as our input to renormalize the DR NNLO TPE. This choice does not produce an optimal description of ϵ_1 with respect to the Nijmegen analysis, although it is pretty close.

Actually, ϵ_1 is a notoriously delicate observable, and the choice made for α_{20} affects it appreciably. Therefore, in the case of DR NNLO we further adjust α_{20} to 2.25×10^{-10} MeV $^{-1}$, which yields the best fit of ϵ_1 with respect to the Nijmegen values for $\Lambda = 700 - 1200$ MeV. This result is shown in Fig. 12. Comparison with Fig. 11 shows that this 1.5% shift in α_{20} leads to noticeable improvement in ϵ_1 over this cutoff range, with few other significant changes. The same value, $\alpha_{20} = 2.25 \times 10^{-10}$ MeV $^{-1}$, also gives the best fit for DR NLO, and this α_{20} produces results for SFR NNLO which coincide quite well with the Nijmegen data. In addition, $\alpha_{20} = 2.25 \times 10^{-10}$ MeV $^{-1}$ is still within a few per cent of the value obtained for this quantity from the potentials constructed in Ref. [51]. Such a difference is certainly within the range of expected N³LO corrections to our results.

The DR NLO results obtained with $\alpha_{20} = 2.25 \times 10^{-10}$ MeV $^{-1}$ are shown in Fig. 13. We see there that the phase shifts oscillate for $\Lambda \leq 800$ MeV, and then converge for $\Lambda = 900 - 1800$ MeV. For $\Lambda = 2000$ MeV, the phase shifts diverge badly again.

The DR NNLO results present several interesting features. First, there exists a range of cutoffs $\Lambda = 800 - 900$ MeV where all three phase shifts agree with the Nijmegen analysis remarkably well. However, with higher cutoffs the phase shifts gradually move away from the Nijmegen analysis. Second, for $\Lambda = 2000(1400)$ MeV, $\delta(^3S_1)(\delta(^3D_1))$ diverge and show a resonance-like behavior.

In order to analyze this feature, we calculate the J=1 triplet phase shifts for a fixed energy of $T_{lab} = 10$ and 50 MeV and a wide range of cutoffs $\Lambda = 500 - 5500$ MeV, and plot them in Figs. 15 and 16. Both figures show oscillatory behavior of the phase shifts with respect to Λ . The S and D-waves have different points of divergence in this cycle, and (unsurprisingly) affect one another when either gets large. The oscillation pattern of the mixing angle ϵ_1 is a combination of that appearing in the two phase shifts $\delta(^3S_1)$ and $\delta(^3D_1)$.

In Fig. 14 we show the results for the SFR NNLO potential with $\alpha_{20} = 2.25 \times 10^{-10}$ MeV $^{-1}$. The phase shifts only show minor cutoff dependence for $\Lambda < 1000$ MeV and converge nicely for higher Λ . As far as the fit to the Nijmegen PWA is concerned, a decent agreement is observed for all Λ for $\delta(^3S_1)$ and $\delta(^3D_1)$. For ϵ_1 , the converged curves do not fit as well as those for $\Lambda = 600 - 800$ MeV. This is not a surprise, since we adopted a value of α_{20} which fits ϵ_1 in this region of cutoff. We found that at higher cutoffs, i.e., $\Lambda \sim 2300$ MeV, the SFR NNLO TPE presents a divergent pattern in the phase shifts. Similar to the singlet channel, SFR NNLO can defer, but cannot avoid, the resonance caused by the energy-dependent contact term.

The effective range r_0 obtained at NLO is $r_0 = 1.75 \pm 0.01$ fm for $900 \text{ MeV} \leq \Lambda \leq 1800 \text{ MeV}$, with the error representing the extent of the cutoff dependence in that range. For $\Lambda = 2000$ MeV, $r_0 = 1.70$ fm, which is due to the resonance-like behavior in the phase shifts created by the energy-dependent contact term. For NNLO, $r_0 = 1.75 \pm 0.01$ fm except for $\Lambda = 1400$ and 2000 MeV, which are just the cutoffs where the phase shifts also diverge, as shown in Figs. 15 and 16. The same behavior in r_0 is presented for the SFR NNLO but for higher cutoffs.

In summary, in the triplet channel the energy-dependent contact term creates a similar pattern as in the singlet channel. For the DR TPE (SFR NNLO), there is a highest cutoff $\Lambda = 1200(2300)$ MeV with which the potential can be iterated in the LSE before resonances are generated at energies within the domain of validity of χ ET.

C. Momentum-dependent contact term

The results of using a momentum-dependent contact term to renormalize the DR NNLO TPE are shown in Fig. 17. Here we adopt $a_t = 5.428$ fm and $\alpha_{20} = 2.25 \times 10^{-10}$ MeV $^{-1}$ as input and then perform a fit to the phase shift $\delta(^3S_1)$ at $T_{lab} = 200$ MeV. This pins down the three unknown LECs in the potential at this order.

For phase shifts obtained by our two-subtractions-plus-one-fitting method, once the trial value of C_2 is imposed, the other two constants λ and λ_t are fixed by the two pieces of experimental information that are our input: α_{20} and a_t . Thus, the results shown in Fig. 17 satisfy the constraints at $T_{lab} = 0$ associated with this information and reproduce the 3S_1 phase shift at $T_{lab} = 200$ MeV. However, they do not provide the best possible fit to the phase shifts. In contradistinction to the previous section, the fit is not appreciably improved by variations of α_{20} . Compared to the results obtained using the same contact terms in Refs. [5, 7, 8], the overall fit to the Nijmegen phase shifts is noticeably worse. Furthermore, the results obtained by fixing $\delta(^3S_1)$ at $T_{lab} = 200$ MeV do not show stability for $\delta(^3D_1)$ and ϵ_1 with respect to Λ . This suggests that the TPE associated with a momentum-dependent contact term depends strongly on the choice of renormalization point once $\Lambda > 1$ GeV.

We wish to see up to what value of Λ it is possible to ameliorate these difficulties by a different choice of input. Thus we remove the two constraints imposed by $a_t = 5.428$ fm and $\alpha_{20} = 2.25 \times 10^{-10}$ MeV $^{-1}$ and allow all three NN LECs to vary freely, so that we can obtain the best overall fit to the phase shifts. The results for DR NLO, DR NNLO and SFR NNLO are listed in Figs. 18 and 19, respectively. The fits are a noticeable improvement over Fig. 17. For all three potentials, starting from $\Lambda = 700$ MeV, the 3S_1 and 3D_1 phase shifts fit the Nijmegen analysis quite well and have only minor variation with respect to Λ up to 1000 MeV. A stronger cutoff dependence shows up only in the mixing parameter ϵ_1 . There we observe a clear decrease in the Λ sensitivity of the result as the long-range potential is improved from DR NLO to DR NNLO and then again to SFR NNLO. We list r_0 extracted from those best fits in Table IV. Again, we see better agreement with the Nijmegen value $r_0 = 1.83$ fm [50] for DR NNLO than for DR NLO. For this choice of contact interaction the variation of r_0 with respect to Λ is about the same for DR NNLO and SFR NNLO.

VI. CONCLUSION

In this paper we developed subtractive renormalization schemes which can be applied to NN scattering in χ ET at NNLO and maximize the use of information from experiment. We showed how to manipulate LSEs containing the contact interactions of χ ET so as to eliminate constant, tensor, and energy-dependent contact operators from the equation in favor of pieces of experimental data. A by-product of our analysis is the result that the momentum-dependent contact operator cannot be eliminated in this way, and thus is not straightforwardly related to any NN S-matrix element. We can still, however, analyze the χ ET potential containing that operator, by using a mixture of subtractive renormalization and more standard fitting methods.

The subtractive-renormalization method shows particular advantages in cases where the LECs undergo limit-cycle or limit-cycle-like behavior, and thus adjusting several of them to reproduce data represents a difficult fitting problem. It is also very useful when carrying out calculations at cutoffs $\Lambda > 1$ GeV, since fine-tuning of the unknown NN LECs occurs in that regime. Finally, the direct input of experimental information allows a straightforward determination of the impact of the renormalization point—i.e. the choice of *which* experimental information we input—on the resulting phase shifts.

Looking first at the case of a constant contact interaction, in the 1S_0 channel our results confirm the finding of Ref. [36]: when a constant contact term is adopted, the resulting 1S_0 phase shift converges and becomes independent of Λ in the limit $\Lambda \rightarrow \infty$. This occurs once $\Lambda > 1000(1200)$ for the DR NLO and SFR NNLO (DR NNLO) potentials. However, we found that in this calculation the contribution from the NNLO(Q^3) part of the TPE is larger than the NLO part.

In contrast, in the coupled $^3S_1 - ^3D_1$ channels the dimensionally regularized interactions cannot be renormalized with a single, constant, contact interaction. However, when the two-pion exchange is computed using spectral-function regularization Λ -independent results are again obtained at large Λ : presumably because the short-distance behavior of this potential is the same as that of one-pion exchange, which is well-known to be renormalized by a single constant contact term in the $^3S_1 - ^3D_1$ part of the potential [24, 28, 32].

We also considered the contact terms that can occur up to $O(Q^2)$ in χ ET, examining both energy-dependent and momentum-dependent contact terms. For both the 1S_0 and $^3S_1 - ^3D_1$ channels, the phase shifts obtained from dimensionally regularized two-pion exchange show oscillatory behavior as a function of Λ when energy-dependent contact terms are used. This is associated with the appearance, and subsequent movement with energy, of poles in the NN amplitude. The first cutoff at which such a pole appears in the domain of validity of χ ET is around $\Lambda = 1000$ MeV.

We also found that cutoffs less than about 600 MeV sometimes produced resonant features in the phase shifts. We attribute this failure to the propensity of these cutoffs to eliminate too much of the central attraction in the TPE that is responsible for reproducing the energy dependence of the S-wave phase shifts extracted from experiment—especially in the 1S_0 .

In between these two limits, i.e. for $600 \text{ MeV} < \Lambda < 1 \text{ GeV}$, we found that the 1993 Nijmegen PWA phase shifts in both the 1S_0 and $^3S_1 - ^3D_1$ channels, could be quite well reproduced using a short-distance potential that includes an energy-dependent contact term, together with a long-distance potential calculated to $O(Q^3)$ in χ PT. With an energy-dependent contact term good fits to the Nijmegen phase shifts can be obtained at cutoffs above 1 GeV, but only in fairly narrow windows of Λ , where the energy of the spurious bound state produced by the energy-dependent contact term is large compared to the energy scales of interest.

Finally, if the spectral-function regularized TPE is adopted, then the range of the cutoff one can use before the resonance-like behavior occurs is greatly increased.

Turning to the case of the momentum-dependent contact interaction: we found that in the case of this type of contact interaction there is a significant improvement with respect to the Nijmegen phase shift when one improves the

long-range part of the potential from NLO to NNLO. Indeed, if the χ ET NLO potential is employed there are certain observables (e.g. the effective range) that *cannot* be reproduced if we restrict ourselves to real values of the LECs in the NN potential. If we wish our NLO calculation to reproduce the effective range in the 1S_0 we are restricted to $\Lambda < 600$ MeV. This problem is absent at NNLO.

We examined the renormalization-point dependence of our results, and found that in the $^3S_1 - ^3D_1$ channel at $\Lambda = 800$ MeV the results from both the DR and SFR TPE up to NNLO are almost independent of the renormalization point. However, once $\Lambda = 1000$ MeV is reached, the results with the DR NNLO potential show appreciable dependence on the choice of experimental input. Once again, the SFR TPE is better behaved in this regard: there is only minor renormalization-point dependence for the SFR NNLO potential from $\Lambda = 600$ MeV until $\Lambda = 1800$ MeV, and the renormalization-point independence breaks down at $\Lambda = 2000$ MeV.

The use of a momentum-dependent potential and the expressions for the NNLO TPE should allow us to confirm previous results for the triplet channel (e.g. those of Ref. [5]). However, we found that if we impose strict relations between the three unknown LECs in order to reproduce particular pieces of experimental data (e.g. a_t and α_{20}), the resulting fit to the Nijmegen phase shifts is in general worse than that obtained by direct fitting of data over a finite range of energies [5]. Only when all the three constants are allowed to vary independently do we get best fits, which are comparable in quality to the results in [5, 45]. However, we want to emphasize that this fit can only be obtained for cutoffs $\Lambda = 700\text{--}900$ MeV for the DR NNLO TPE. (For the SFR NNLO TPE, it is possible to obtain a reasonable fit up to $\Lambda = 2000$ MeV.) There is thus an appreciable difference between using two subtractions that fix the zero-energy behavior of the amplitude and performing a best fit involving all three $J = 1, S = 1$ NN LECs. That difference is an indication that the triplet S-wave phase shifts obtained from chiral TPE depend on the renormalization point rather strongly, despite the fact that they are quite cutoff independent in this window of Λ .

In summary, we have probed the renormalization-point and cutoff dependence of chiral potentials which include TPE when these potentials are iterated using the LSE. We find that energy-dependent contact terms—which might be considered useful as they allow one to evade certain theorems regarding short-distance potentials [40, 41]—tend to introduce unphysical resonances in the results once $\Lambda > 1$ GeV. These resonances are generically absent when a momentum-dependent contact term is employed. Since the χ ET power counting suggests that energy- and momentum dependent contact interactions are equivalent up to the order to which we work this implies that that power counting is only a useful guide for $\Lambda < 1$ GeV.

Although the momentum-dependent contact interaction does not produce the dramatic failures to agree with experiment that occur in the energy-dependent case, it does have some difficulties. Chief among these is the failure of certain aspects of the NLO calculation. Serious doubt must exist on the convergence of an expansion where (at least for the 1S_0 channel) LO is in poor agreement with experiment, NLO cannot reproduce the effective range, and it is not until NNLO that anything like a reasonable picture of the phase shifts emerges.

The less singular interactions obtained with spectral-function regularization avoid many of the difficulties inherent in the use of their dimensionally regularized counterparts. The cutoff dependence is almost always weaker, with the cutoff dependence of phase shifts found with the SFR NNLO potential and a constant contact term disappearing altogether for $\Lambda > 1$ GeV. However, ϵ_1 cannot be reproduced in this range of cutoffs, and the issue with the effective range at NLO persists.

We conclude that it makes little sense to iterate the two-pion-exchange potentials obtained from chiral perturbation theory using the Lippmann-Schwinger equation unless one restricts the momentum in the LSE integral to lie below ~ 1 GeV [11, 13, 14]. In this domain, and for the case of a momentum-dependent contact term, our subtractive-renormalization method produces results which agree with previous analyses [5, 34, 36, 37, 45].

Acknowledgments

This work was performed in part under the auspices of the U. S. Department of Energy, Office of Nuclear Physics, under contract No. DE-FG02-93ER40756 with Ohio University. We thank the Ohio Supercomputer Center (OSC) for the use of their facilities under grant PHS206. D.R.P. is grateful for financial support from the Mercator programme of the Deutsche Forschungsgemeinschaft, for the hospitality of the Theoretical Physics group at the University of Manchester during the initial stages of this work, and for useful conversations with Evgeny Epelbaum.

APPENDIX A: GENERATING $t(E^*)$ FROM A GIVEN VALUE OF $\delta(E^*)$

For any given energy E^* the on-shell value of the t matrix is related to the phase shift $\delta(E^*)$ by

$$t(p_0^*, p_0^*; E^*) = \frac{f_{00}(E^*)}{-Mp_0^*} = \frac{e^{i\delta(E^*)} \sin \delta(E^*)}{-Mp_0^*}, \quad (\text{A1})$$

where $f_{00}(E^*)$ represents the scattering amplitude and $p_0^* = \sqrt{ME^*}$. Then we write the half-shell and on-shell LS equations as

$$t(p'^*, p_0^*; E^*) = \lambda + \gamma E^* + v_{LR}(p'^*, p_0^*) + \frac{2}{\pi} M \int_0^\Lambda dp^* p^{*2} \left(\frac{\lambda + \gamma E^* + v_{LR}(p'^*, p^*)}{p_0^{*2} - p^{*2} + i\varepsilon} \right) t(p^*, p_0^*; E^*) \quad (\text{A2})$$

$$t(p_0^*, p_0^*; E^*) = \lambda + \gamma E^* + v_{LR}(p_0^*, p_0^*) + \frac{2}{\pi} M \int_0^\Lambda dp^* p^{*2} \left(\frac{\lambda + \gamma E^* + v_{LR}(p_0^*, p^*)}{p_0^{*2} - p^{*2} + i\varepsilon} \right) t(p^*, p_0^*; E^*) \quad (\text{A3})$$

Subtracting Eq. (A3) from Eq. (A2) leads to

$$\begin{aligned} t(p'^*, p_0^*; E^*) &= v_{LR}(p'^*, p_0^*) - v_{LR}(p_0^*, p_0^*) + \frac{e^{i\delta(E^*)} \sin \delta(E^*)}{-Mp_0^*} \\ &+ \frac{2}{\pi} M \int_0^\Lambda dp^* p^{*2} \left(\frac{v_{LR}(p'^*, p^*) - v_{LR}(p_0^*, p^*)}{p_0^{*2} - p^{*2} + i\varepsilon} \right) t(p^*, p_0^*; E^*). \end{aligned} \quad (\text{A4})$$

The above equation does not contain any unknown quantities and can be solved with standard techniques. With $t(p'^*, p_0^*; E^*)$ at hand, we can carry out another subtraction to get $t(p'^*, k^*; E^*)$, where k^* represents any arbitrary momentum.

$$t(p'^*, k^*; E^*) = \lambda + \gamma E^* + v_{LR}(p'^*, k^*) + \frac{2}{\pi} M \int_0^\Lambda dp^* p^{*2} \left(\frac{\lambda + \gamma E^* + v_{LR}(p'^*, p^*)}{p_0^{*2} - p^{*2} + i\varepsilon} \right) t(p^*, k^*; E^*) \quad (\text{A5})$$

$$t(p_0^*, k^*; E^*) = \lambda + \gamma E^* + v_{LR}(p_0^*, k^*) + \frac{2}{\pi} M \int_0^\Lambda dp^* p^{*2} \left(\frac{\lambda + \gamma E^* + v_{LR}(p_0^*, p^*)}{p_0^{*2} - p^{*2} + i\varepsilon} \right) t(p^*, k^*; E^*) \quad (\text{A6})$$

The difference of Eq. (A5) and Eq. (A6) gives

$$\begin{aligned} t(p'^*, k^*; E^*) - t(p_0^*, k^*; E^*) &= v_{LR}(p'^*, k^*) - v_{LR}(p_0^*, k^*) \\ &+ \frac{2}{\pi} M \int_0^\Lambda dp^* p^{*2} \left(\frac{v_{LR}(p'^*, p^*) - v_{LR}(p_0^*, p^*)}{p_0^{*2} - p^{*2} + i\varepsilon} \right) t(p^*, k^*; E^*). \end{aligned} \quad (\text{A7})$$

Using $t(p_0^*, k^*; E^*) = t(k^*, p_0^*; E^*)$ we can calculate $t(p'^*, k^*; E^*)$ by solving Eq. (A7).

APPENDIX B: DETAILS OF THE SUBTRACTION METHOD IN THE J=1 TRIPLET CHANNEL

Let us start with the on-shell and half-off-shell LSE in this, two-channel, case. We will consider a momentum-dependent short-distance potential, so we have:

$$\begin{aligned} \begin{pmatrix} a_t/M & 0 \\ 0 & 0 \end{pmatrix} &= \begin{pmatrix} \lambda + v_{LR}^{00}(0, 0) & 0 \\ 0 & 0 \end{pmatrix} \\ &- \frac{2}{\pi} M \int_0^\Lambda dp' \begin{pmatrix} \lambda + C_2 p'^2 + v_{LR}^{00}(0, p') & \lambda_t p'^2 + v_{LR}^{02}(0, p') \\ 0 & 0 \end{pmatrix} \begin{pmatrix} t_{00}(p', 0; 0) & 0 \\ t_{20}(p', 0; 0) & 0 \end{pmatrix} \end{aligned} \quad (\text{B1})$$

$$\begin{aligned} \begin{pmatrix} t_{00}(p, 0; 0) & 0 \\ t_{20}(p, 0; 0) & 0 \end{pmatrix} &= \begin{pmatrix} \lambda + C_2 p^2 + v_{LR}^{00}(p, 0) & 0 \\ \lambda_t p^2 + v_{LR}^{20}(p, 0) & 0 \end{pmatrix} \\ &- \frac{2}{\pi} M \int_0^\Lambda dp' \begin{pmatrix} \lambda + C_2(p^2 + p'^2) + v_{LR}^{00}(p, p') & \lambda_t p'^2 + v_{LR}^{02}(p, p') \\ \lambda_t p^2 + v_{LR}^{20}(p, p') & v_{LR}^{22}(p, p') \end{pmatrix} \begin{pmatrix} t_{00}(p', 0; 0) & 0 \\ t_{20}(p', 0; 0) & 0 \end{pmatrix} \end{aligned} \quad (\text{B2})$$

Subtracting Eq. (B1) from Eq. (B2) gives

$$\begin{aligned} \begin{pmatrix} t_{00}(p, 0; 0) - a_t/M & 0 \\ t_{20}(p, 0; 0) & 0 \end{pmatrix} &= \begin{pmatrix} C_2 p^2 + v_{LR}^{00}(p, 0) & 0 \\ \lambda_t p^2 + v_{LR}^{20}(p, 0) & 0 \end{pmatrix} \\ &- \frac{2}{\pi} M \int_0^\Lambda dp' \begin{pmatrix} C_2 p'^2 + v_{LR}^{00}(p, p') - v_{LR}^{00}(0, p') & v_{LR}^{02}(p, p') - v_{LR}^{02}(0, p') \\ \lambda_t p'^2 + v_{LR}^{20}(p, p') & v_{LR}^{22}(p, p') \end{pmatrix} \\ &\quad \times \begin{pmatrix} t_{00}(p', 0; 0) & 0 \\ t_{20}(p', 0; 0) & 0 \end{pmatrix} \end{aligned} \quad (\text{B3})$$

The only unknown in Eq. (B3) is λ_t , thus we can express

$$\lambda_t = \frac{t_{20}(p, 0; 0) - v_{LR}^{20}(p, 0) + \frac{2}{\pi} M \int_0^\Lambda dp' (v_{LR}^{20}(p, p') t_{00}(p', 0; 0) + v_{LR}^{22}(p, p') t_{20}(p', 0; 0))}{p^2 (1 - \frac{2}{\pi} M \int_0^\Lambda dp' t_{00}(p', 0; 0))}. \quad (\text{B4})$$

Similarly, once λ_t is calculated, from Eq. (B1) we can express λ as

$$\lambda = \frac{a_t/M - v_{LR}^{00}(0, 0) + \frac{2}{\pi} M \int_0^\Lambda dp' [(C_2 p'^2 + v_{LR}^{00}(0, p')) t_{00}(p', 0; 0) + (\lambda_t p'^2 + v_{LR}^{02}(0, p')) t_{20}(p', 0; 0)]}{1 - \frac{2}{\pi} M \int_0^\Lambda dp' t_{00}(p', 0; 0)}. \quad (\text{B5})$$

Thus, by using the two scattering length a_t and α_{20} together with a trial value for C_2 , we can obtain the other two unknown constants λ and λ_t . This determines the complete NN potential at this order, and it is then a straightforward matter to compute the phase shifts using the LSE.

The LSE with the energy-dependent contact term (case B) satisfies exactly the same relation as Eq. (3.8) and Eq. (3.13), while Eq. (3.5) is replaced by

$$\begin{aligned} t_{00}(p, 0; 0) - \frac{a_t}{M} &= v_{LR}^{00}(p, 0) - v_{LR}^{00}(0, 0) \\ &- \frac{2}{\pi} M \int_0^\Lambda dp' [(v_{LR}^{00}(p, p') - v_{LR}^{00}(0, p')) t_{00}(p', 0; 0) + (v_{LR}^{02}(p, p') - v_{LR}^{02}(0, p')) t_{20}(p', 0; 0)] \end{aligned} \quad (\text{B6})$$

Equation (B6), together with Eq. (3.8), can be used to solve for $t(p, 0; 0)$. Note that here we don't need to input a trial value for C_2 . Once we have $t_{00}(p, 0; 0)$ at hand, we can substitute it, together with the t_{20} obtained from Eq. (3.13), back into Eq. (3.4) (which is unaffected by the issue of energy- vs. momentum-dependence and so is the same as Eq. (B4)) and obtain λ_t .

The value of λ then can be obtained from the new version of Eq. (B1),

$$\begin{pmatrix} a_t/M & 0 \\ 0 & 0 \end{pmatrix} = \begin{pmatrix} \lambda + v_{LR}^{00}(0, 0) & 0 \\ 0 & 0 \end{pmatrix} - \frac{2}{\pi} M \int_0^\Lambda dp' \begin{pmatrix} \lambda + v_{LR}^{00}(0, p') & \lambda_t p'^2 + v_{LR}^{02}(0, p') \\ 0 & 0 \end{pmatrix} \begin{pmatrix} t_{00}(p', 0; 0) & 0 \\ t_{20}(p', 0; 0) & 0 \end{pmatrix}, \quad (\text{B7})$$

which gives

$$\lambda = \frac{a_t/M - v_{LR}^{00}(0, 0) + \frac{2}{\pi} M \int_0^\Lambda dp' [v_{LR}^{00}(0, p') t_{00}(p', 0; 0) + (\lambda_t p'^2 + v_{LR}^{02}(0, p')) t_{20}(p', 0; 0)]}{1 - \frac{2}{\pi} M \int_0^\Lambda dp' t_{00}(p', 0; 0)}. \quad (\text{B8})$$

Finally, in order to solve for γ , one needs a third piece of information as input. A convenient choice is the phase shifts at an energy E . From 3S_1 , 3D_1 and ϵ_1 at a specific energy E we compute $t(p_0, p_0; E)$. Then, from a modified Eq. (3.3),

$$\begin{aligned} t(p, p_0; E) - t(p_0, p_0; E) &= \begin{pmatrix} v_{LR}^{00}(p, p_0) - v_{LR}^{00}(p_0, p_0) & v_{LR}^{02}(p, p_0) - v_{LR}^{02}(p_0, p_0) \\ \lambda_t (p^2 - p_0^2) + v_{LR}^{20}(p, p_0) - v_{LR}^{20}(p_0, p_0) & v_{LR}^{22}(p, p_0) - v_{LR}^{22}(p_0, p_0) \end{pmatrix} \\ &+ \frac{2}{\pi} M \int_0^\Lambda dp' \frac{p'^2}{p_0^2 - p'^2 + i\varepsilon} \begin{pmatrix} v_{LR}^{00}(p, p') - v_{LR}^{00}(p_0, p') & v_{LR}^{02}(p, p') - v_{LR}^{02}(p_0, p') \\ \lambda_t (p^2 - p_0^2) + v_{LR}^{20}(p, p') - v_{LR}^{20}(p_0, p') & v_{LR}^{22}(p, p') - v_{LR}^{22}(p_0, p') \end{pmatrix} t(p', p_0; E) \end{aligned}$$

we solve for $t(p, p_0; E)$. Once we have $t(p, p_0; E)$ at hand, γ can be obtained from a modified Eq. (3.2):

$$\begin{aligned} \begin{pmatrix} t_{00}(p, p_0; E) & t_{02}(p, p_0; E) \\ t_{20}(p, p_0; E) & t_{22}(p, p_0; E) \end{pmatrix} &= \begin{pmatrix} \lambda + \gamma E + v_{LR}^{00}(p, p_0) & \lambda_t p_0^2 + v_{LR}^{02}(p, p_0) \\ \lambda_t p^2 + v_{LR}^{20}(p, p_0) & v_{LR}^{22}(p, p_0) \end{pmatrix} \\ &+ \frac{2}{\pi} M \int_0^\Lambda dp' \frac{p'^2}{p_0^2 - p'^2 + i\epsilon} \begin{pmatrix} \lambda + \gamma E + v_{LR}^{00}(p, p') & \lambda_t p'^2 + v_{LR}^{02}(p, p') \\ \lambda_t p'^2 + v_{LR}^{20}(p, p') & v_{LR}^{22}(p, p') \end{pmatrix} \\ &\times \begin{pmatrix} t_{00}(p', p_0; E) & t_{02}(p', p_0; E) \\ t_{20}(p', p_0; E) & t_{22}(p', p_0; E) \end{pmatrix} \end{aligned} \quad (\text{B9})$$

as:

$$\gamma = - \frac{\lambda - t_{00}(p, p_0; E) + v_{LR}^{00}(p, p_0) + \frac{2}{\pi} M \int_0^\Lambda dp' p'^2 \frac{[\lambda + v_{LR}^{00}(p, p')] t_{00}(p', p_0; E) + [\lambda_t p'^2 + v_{LR}^{02}(p, p')] t_{20}(p', p_0; E)}{p_0^2 - p'^2 + i\epsilon}}{E [1 + \frac{2}{\pi} M \int_0^\Lambda dp' p'^2 \frac{t_{00}(p', p_0; E)}{p_0^2 - p'^2 + i\epsilon}]}. \quad (\text{B10})$$

Note that here we have chosen to solve γ by matching the $l = l' = 0$ part of the matrix element in both sides of Eq. (B9). One also could have chosen to solve γ by matching the $ll' = 02$ or the $ll' = 22$ part of the equation. This corresponds to the fact that we have three phase shifts in the coupled triplet, namely 3S_1 , 3D_1 and ε_1 , however we only need one additional condition to determine the value of the third unknown γ .

APPENDIX C: TWO POTENTIAL ANALYSIS OF THE TRANSITION MATRIX AND ITS RELATION TO BOUND STATES

Here we want to consider the TPE potential with an energy dependent regulator, i.e.,

$$\lambda + v_{LR}(p', p) + \gamma E \equiv V_1 + V_2. \quad (\text{C1})$$

where V_2 should contain the energy dependence. The general derivation of solution of the LS equation based on the Gellman-Goldberger relation [53] leads to the following expression for the t -matrix

$$t = t_1 + (1 + t_1 g_0) V_2 (1 + g_0 t). \quad (\text{C2})$$

Eq. (C2) can be solved by iteration, and the first order

$$t^{(1)} = t_1 + (1 + t_1 g_0) V_2 (1 + g_0 t_1) \quad (\text{C3})$$

gives the well known DWBA expression. However, we do not want to follow along that line. Instead we will use Eq. (C3) to derive a series representation of t in terms of V_2 and easily calculable integrals. Explicitly the result up to first order in V_2 , which we denote by $t^{(1)}$, is given as

$$\begin{aligned} t^{(1)}(p, p', E) &= t_1(p, p'; E) + V_2(E) + \frac{2}{\pi} \int_0^\Lambda dp^* p^{*2} \frac{t_1(p, p^*; E) V_2(E)}{E - \frac{p^{*2}}{M} + i\epsilon} + \frac{2}{\pi} \int_0^\Lambda dp^* p^{*2} \frac{V_2(E) t_1(p^*, p'; E)}{E - \frac{p^{*2}}{M} + i\epsilon} \\ &+ \frac{2}{\pi} \int_0^\Lambda dp^* p^{*2} dp'' p''^2 \frac{t_1(p, p^*; E) V_2(E) t_1(p'', p'; E)}{(E - \frac{p^{*2}}{M} + i\epsilon)(E - \frac{p''^2}{M} + i\epsilon)}. \end{aligned} \quad (\text{C4})$$

Since $V_2 = \gamma E$ does not depend on the momenta p and p' it can always be taken out of the integral. Therefore, we define

$$\Gamma(p, E) \equiv \frac{2}{\pi} \int_0^\Lambda dp^* p^{*2} \frac{t_1(p, p^*; E)}{E - \frac{p^{*2}}{M} + i\epsilon}, \quad (\text{C5})$$

and observe that we may always make the replacement $t_1 G_0 \rightarrow \Gamma$ and $G_0 t_1 \rightarrow \Gamma$ if the operators in question appear next to a V_2 . Using this notation we can rewrite Eq. (C4) as

$$t^{(1)} = t_1 + V_2 + \Gamma V_2 + V_2 \Gamma + \Gamma V_2 \Gamma. \quad (\text{C6})$$

In the same notation, the sum up to second order in V_2 , $t^{(2)}$, will be

$$t^{(2)} = t_1 + (1 + t_1 g_0) V_2 + (1 + t_1 g_0) V_2 g_0 t^{(1)}$$

$$\begin{aligned}
&= t_1 + V_2 + \Gamma V_2 + (1 + t_1 g_0) V_2 g_0 t^{(1)} \\
&= t_1 + V_2 + \Gamma V_2 + V_2 \Gamma + V_2 g_0 V_2 + V_2 g_0 \Gamma V_2 + V_2 g_0 V_2 \Gamma + V_2 g_0 t_1 g_0 V_2 \Gamma \\
&\quad + t_1 g_0 [V_2 \Gamma + V_2 g_0 V_2 + V_2 g_0 \Gamma V_2 + V_2 g_0 V_2 \Gamma + V_2 g_0 t_1 g_0 V_2 \Gamma] \dots
\end{aligned} \tag{C7}$$

Let us further define

$$\begin{aligned}
f(E) &\equiv = \left(\frac{2}{\pi}\right)^2 \int_0^\Lambda dp^* dp p^{*2} p^2 \frac{t_1(p, p^*; E)}{(E - \frac{p^2}{M} + i\epsilon)(E - \frac{p^{*2}}{M} + i\epsilon)} \\
G(E) &\equiv \frac{2}{\pi} \int_0^\Lambda dp \frac{p^2}{(E - \frac{p^2}{M} + i\epsilon)},
\end{aligned} \tag{C8}$$

and note that, when evaluated between two V_2 's, $g_0 t_1 g_0$ may be replaced by $f(E)$. Consequently $t^{(1)}$ and $t^{(2)}$ can be simplified as

$$\begin{aligned}
t^{(1)} &= t_1 + (1 + \Gamma)(V_2)(1 + \Gamma) \\
t^{(2)} &= t_1 + (1 + \Gamma)(V_2 + V_2[G + f]V_2)(1 + \Gamma),
\end{aligned} \tag{C9}$$

The next order, $t^{(3)}$ reads

$$t^{(3)} = t_1 + (1 + \Gamma) [V_2 + V_2[G + f]V_2 + V_2[G + f]^2 V_2^2] (1 + \Gamma). \tag{C10}$$

Continuing, the N th order $t^{(N)}$ can be written as

$$t^{(N)} = t_1 + (1 + \Gamma) \left[\sum_{l=1}^N [V_2^l (f + G)^{l-1}] \right] (1 + \Gamma). \tag{C11}$$

Letting $N \rightarrow \infty$, we obtain the formal sum

$$t = t_1 + (1 + \Gamma) \left[\frac{1}{\frac{1}{V_2} - f - G} \right] (1 + \Gamma). \tag{C12}$$

This tells us that t -matrix diverges when $\frac{1}{V_2} = f(E) + G(E)$. We have performed such a calculation for the bound states discussed in Sec. IV B and found that Eq. (C12) indeed holds at the energies where they occur.

-
- [1] S. Weinberg, Phys. Lett. B **251**, 288 (1990).
 - [2] S. Weinberg, Nucl. Phys. B **363**, 3 (1991);
 - [3] C. Ordonez, L. Ray and U. van Kolck, Phys. Rev. C **53**, 2086 (1996).
 - [4] N. Kaiser, R. Brockmann and W. Weise, Nucl. Phys. A **625**, 758 (1997).
 - [5] E. Epelbaum, W. Glöckle, and U.-G. Meißner, Nucl. Phys. A **671**, 295 (2000).
 - [6] D. R. Entem and R. Machleidt Phys. Lett. B **524**, 93 (2002).
 - [7] D. R. Entem and R. Machleidt, Phys. Rev. C **68**, 041001(R) (2003).
 - [8] E. Epelbaum, W. Glockle and Ulf-G. Meißner, Nucl. Phys. A **747**, 362 (2005).
 - [9] P. Büttiker and U.-G. Meißner, Nucl. Phys. A **668**, 97 (2000), hep-ph/9908247.
 - [10] N. Fettes, U.-G. Meißner, and S. Steininger, Nucl. Phys. A **640**, 199 (1998), hep-ph/9803266.
 - [11] G. P. Lepage, arXiv:nucl-th/9706029.
 - [12] J. Gegelia, Phys. Lett. B **463**, 133 (1999).
 - [13] E. Epelbaum and Ulf-G. Meißner, arXiv:nucl-th/0609037.
 - [14] D. Djukanovic, S. Scherer, M. R. Schindler and J. Gegelia, Few Body Syst. **41**, 141 (2007).
 - [15] D. B. Kaplan, M. J. Savage and M. B. Wise, Phys. Lett. B **424**, 390 (1998).
 - [16] D. B. Kaplan, M. J. Savage and M. B. Wise, Nucl. Phys. B **534**, 329 (1998).
 - [17] S. Fleming, T. Mehen and I. W. Stewart, Nucl. Phys. A **677**, 313 (2000).
 - [18] S. Fleming, T. Mehen and I. W. Stewart, Phys. Rev. C **61**, 044005 (2000).
 - [19] J. A. Oller, Nucl. Phys. A **725**, 85 (2003).
 - [20] M. C. Birse and J. A. McGovern, Phys. Rev. C **70**, 054002 (2004).
 - [21] T. Barford and M. C. Birse, Phys. Rev. C **67**, 064006 (2003).
 - [22] B. Long and U. van Kolck, Annals Phys. **323**, 1304 (2008).
 - [23] S. R. Beane, D. B. Kaplan and A. Vuorinen, arXiv:0812.3938 [nucl-th].

- [24] S. R. Beane, P. F. Bedaque, M. J. Savage, and U. van Kolck, Nucl. Phys. A **700**, 377 (2002).
- [25] D. W. L. Sprung, W. van Dijk, E. Wang, D. C. Zheng, P. Sarriguren, and J. Martorell, Phys. Rev. C **49**, 2942 (1994).
- [26] T. Frederico, V. S. Timoteo and L. Tomio, Nucl. Phys. A **653**, 209 (1999).
- [27] D. Eiras and J. Soto, Eur. Phys. J. A **17**, 89 (2003).
- [28] M. P. Valderrama and E. R. Arriola, Phys. Rev. C **70**, 044006 (2004).
- [29] M. Pavon Valderrama and E. Ruiz Arriola, Phys. Rev. C **72**, 054002 (2005) [arXiv:nucl-th/0504067].
- [30] A. Nogga, R.G.E. Timmermans and U. van Kolck, Phys. Rev. C **72**, 054006 (2005).
- [31] M. C. Birse, Phys. Rev. C **74**, 014003 (2006).
- [32] C.-J. Yang, Ch.Elster and D.R. Phillips Phys. Rev. C **77**, 014002 (2008).
- [33] D. B. Kaplan, M. J. Savage and M. B. Wise, Nucl. Phys. B **478**, 629 (1996).
- [34] M. Pavon Valderrama and E. Ruiz Arriola, Phys. Rev. C **74**, 064004 (2006) [Erratum-ibid. C **75**, 059905 (2007)].
- [35] C.-J. Yang, Ch.Elster and D.R. Phillips, nucl-th/0901.2663
- [36] D. R. Entem, E. Ruiz Arriola, M. Pavon Valderrama and R. Machleidt, Phys. Rev. C **77**, 044006 (2008).
- [37] E. Epelbaum, W. Gloeckle and Ulf-G. Meissner. Eur. Phys. J. A **19**: 125-137, (2004).
- [38] D. Shukla, D. R. Phillips and E. Mortenson, J. Phys. G **35**, 115009 (2008) [arXiv:0803.4190 [nucl-th]].
- [39] M. C. M. Rentmeester, R. G. E. Timmermans, J. L. Friar and J. J. de Swart, Phys. Rev. Lett. **82**, 4992 (1999)
- [40] E. P. Wigner, Phys. Rev. **98**, 145 (1955).
- [41] D. R. Phillips and T. D. Cohen, Phys. Lett. B **390**, 7 (1997) [arXiv:nucl-th/9607048].
- [42] H.-W. Hammer and T. Mehen, Nucl. Phys. A **690**, 535 (2001).
- [43] I. R. Afnan and D. R. Phillips, Phys. Rev. C **69**, 034010 (2004).
- [44] V. S. Timoteo, T. Frederico, A. Delfino and L. Tomio, Phys. Lett. B **621**, 109 (2005).
- [45] M. Pavón Valderrama and E. Ruiz Arriola, Phys. Rev. C **74**, 054001 (2006).
- [46] V. G. J. Stoks, R. A. M. Klomp, M. C. M. Rentmeester and J. J. de Swart, Phys. Rev. C **48**, 792 (1993).
- [47] see <http://nn-online.org/>
- [48] K. A. Scadferri, D. R. Phillips, C. W. Kao and T. D. Cohen, Phys. Rev. C **56**, 679 (1997) [arXiv:nucl-th/9610049].
- [49] M. Pavon Valderrama and E. Ruiz Arriola, Annals Phys. **323**: 1037-1086 (2008)
- [50] M. Pavon Valderrama and E. Ruiz Arriola, Phys. Rev. C **72**, 044007 (2005).
- [51] V. G. J. Stoks, R. A. M. Klomp, C. P. F. Terheggen and J. J. de Swart, Phys. Rev. C **49**, 2950 (1994).
- [52] R. Machleidt, Phys. Rev. C **63**, 024001 (2001).
- [53] L.S. Rodberg, R.M. Thaler, Introduction to the Quantum Theory of Scattering (Pure and Applied Physics, Vol 26), Academic Press, 1967.

Λ [MeV]	600	700	800	900	1000
DR NLO	0.99	-10.20	2.38	2.32	2.32
DR NNLO	3.31	3.28	3.22	3.51	3.11
SFR NNLO	2.93	2.90	2.90	2.90	2.90

TABLE I: The effective range r_0 [in fm] in the 1S_0 channel extracted from calculations with the DR NLO, DR NNLO and SFR NNLO long-range potentials and a constant contact term. r_0 is shown as a function of the cutoff Λ in the LSE.

Λ [MeV]	600	700	800	900	1000	2000
DR NLO	2.57	2.55	2.51	2.50	2.49	2.50
DR NNLO	1.89	2.49	2.70	2.80	2.99	2.38
SFR NNLO	2.85	0.15	2.72	2.75	2.75	2.78

TABLE II: The effective range r_0 [in fm] in the 1S_0 channel extracted from calculations with the DR NLO, DR NNLO and SFR NNLO potentials and a momentum-dependent contact interaction. The phase shift is fitted at $T_{lab} = 200$ MeV to the Nijmegen value.

	NijmII [51]	Reid93 [51]	CDBonn [52]	Nij93 [51]
α_{20}	2.28	2.28	2.09	2.18

TABLE III: Value of the generalized scattering length α_{20} extracted from various potentials, in units of 10^{-10} MeV.

Λ [MeV]	600	700	800	900	1000
DR NLO	1.64	1.62	1.64	1.65	1.65
DR NNLO	-11.50	1.72	1.76	1.77	1.77
SFR NNLO	1.75	1.79	1.79	1.70	1.72

TABLE IV: The effective range r_0 [in fm] in the 3S_1 channel extracted from calculations with the DR NLO, DR NNLO and SFR NNLO potentials and the momentum-dependent central piece of the contact term. Here r_0 is shown as a function of the cutoff Λ in the LSE, and is extracted from a best fit of the phase shifts to the Nijmegen PWA93.

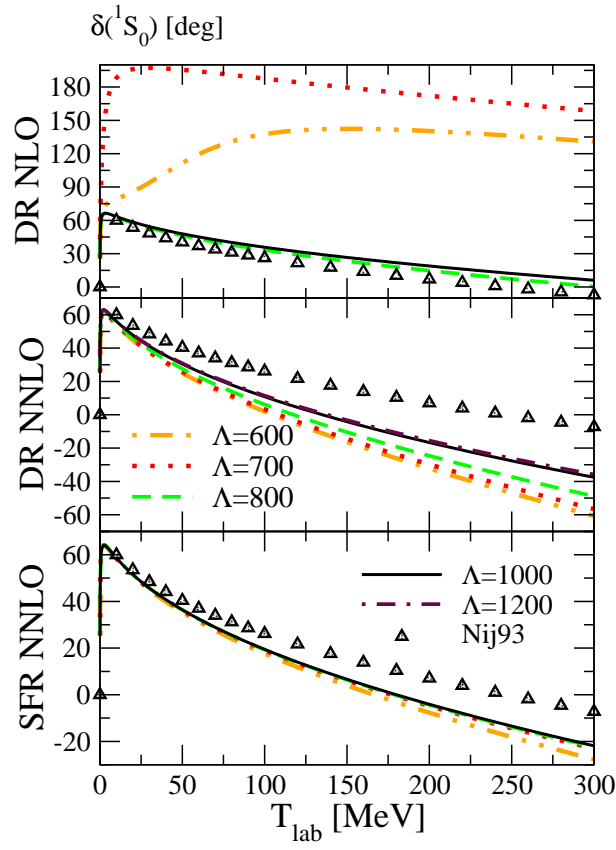


FIG. 1: (Color online) The 1S_0 NN phase shift as a function of the laboratory kinetic energy for different cutoffs Λ ranging from 0.6 to 1.2 GeV. The long-range potentials employed are DR NLO, DR NNLO and SFR NNLO (as noted in the y-axis of each figure), together with a constant contact term. The results are obtained by one subtraction with $a_0 = -23.7$ fm as input. The values of the Nijmegen phase-shifts [47] are indicated by the open triangles.

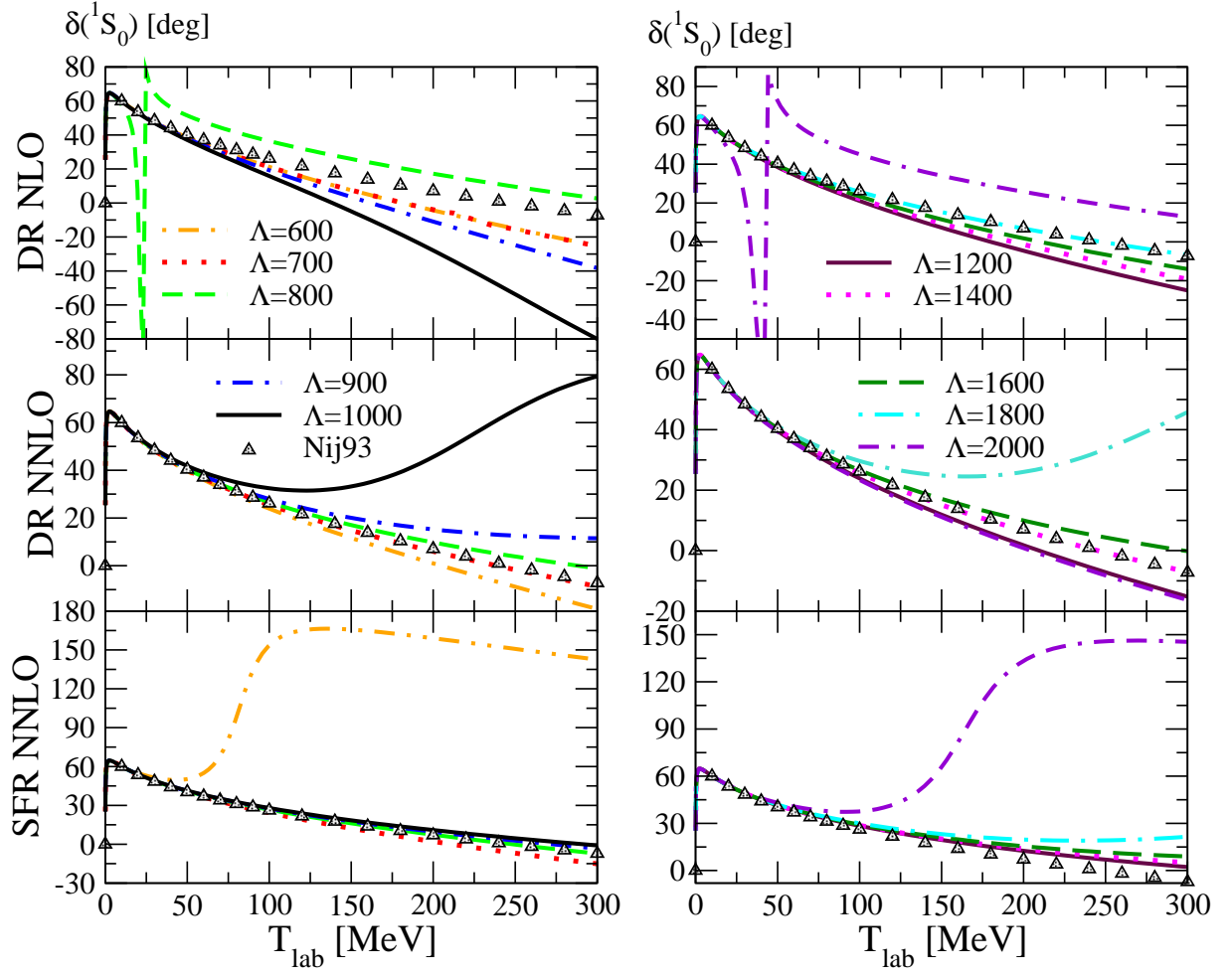


FIG. 2: (Color online) The 1S_0 NN phase shift as a function of the laboratory kinetic energy for different cutoffs Λ ranging from 0.6 to 2 GeV. The potentials employed (from top to bottom) are DR NLO, DR NNLO and SFR NNLO, together with an energy-dependent contact term. The results are obtained by two subtractions with $a_0 = -23.7$ fm and the phase shift at $T_{lab} = 2.8$ MeV as input. The values of the Nijmegen phase-shifts [47] are indicated by the open triangles.

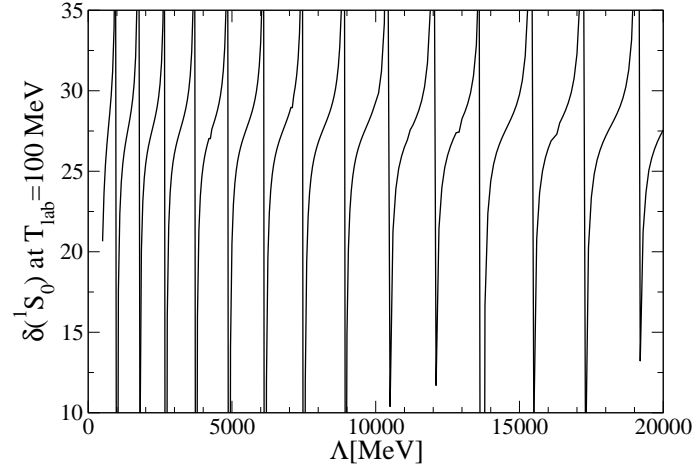


FIG. 3: The 1S_0 NN phase shift at $T_{lab} = 100$ MeV as a function of the cutoff ranging from 0.5–20 GeV. The results are obtained using the DR NNLO potential with an energy-dependent contact term via two subtractions.

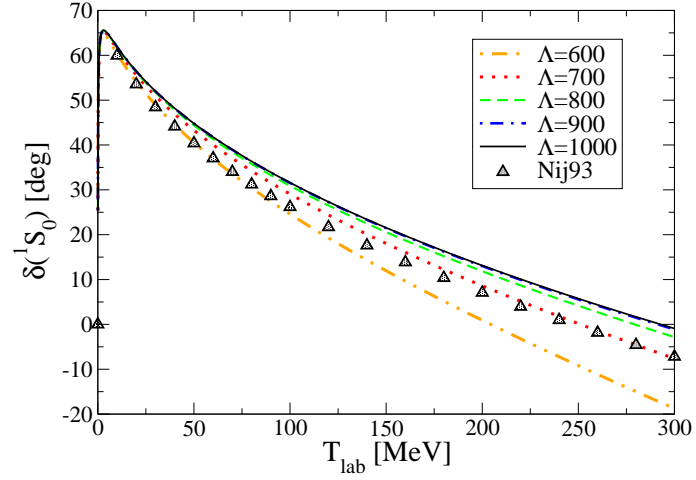


FIG. 4: (Color online) The 1S_0 NN phase shift as a function of the laboratory kinetic energy for different cutoffs Λ ranging from 0.6 to 1 GeV. The DR NLO long-range potential is employed, together with a momentum-dependent contact term. The results are obtained by making one subtraction with $a_0 = -23.7$ fm as input, and then performing a best fit to the overall phase shift as given by the Nijmegen analysis. The values of the Nijmegen 1S_0 phase shifts [47] are indicated by the open triangles.

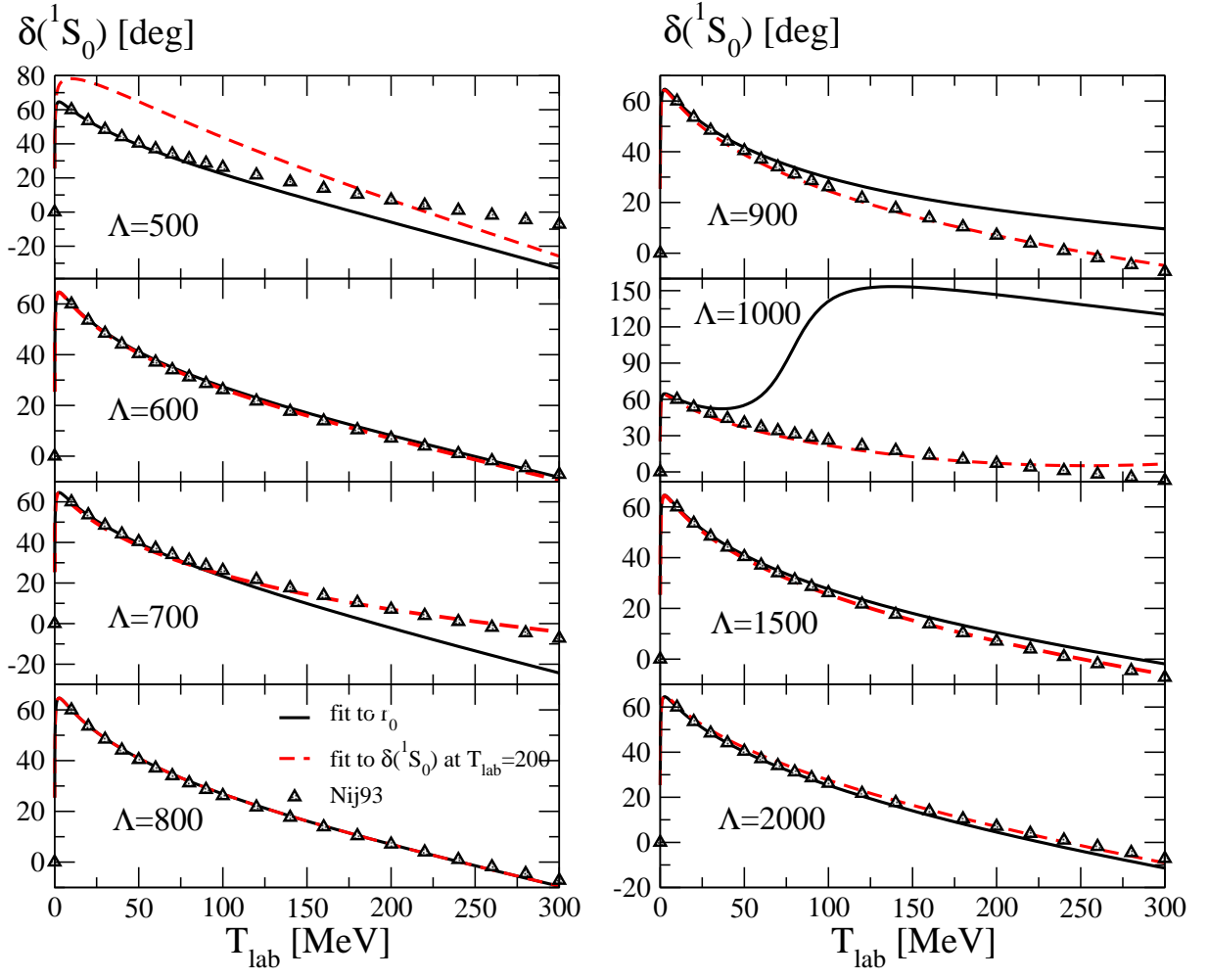


FIG. 5: (Color online) The 1S_0 NN phase shift as a function of the laboratory kinetic energy for different cutoffs Λ ranging from 0.5 to 2 GeV. The potential employed is the NNLO TPE with a momentum-dependent contact term. The results are obtained by making one subtraction with $a_0 = -23.7$ fm as input and then performing a fit to either the effective range $r_0 = 2.7$ fm (solid line) or the Nijmegen 1S_0 phase shift at $T_{lab} = 200$ MeV (dashed line). The values of the Nijmegen phase-shifts [47] is indicated by the open triangles.

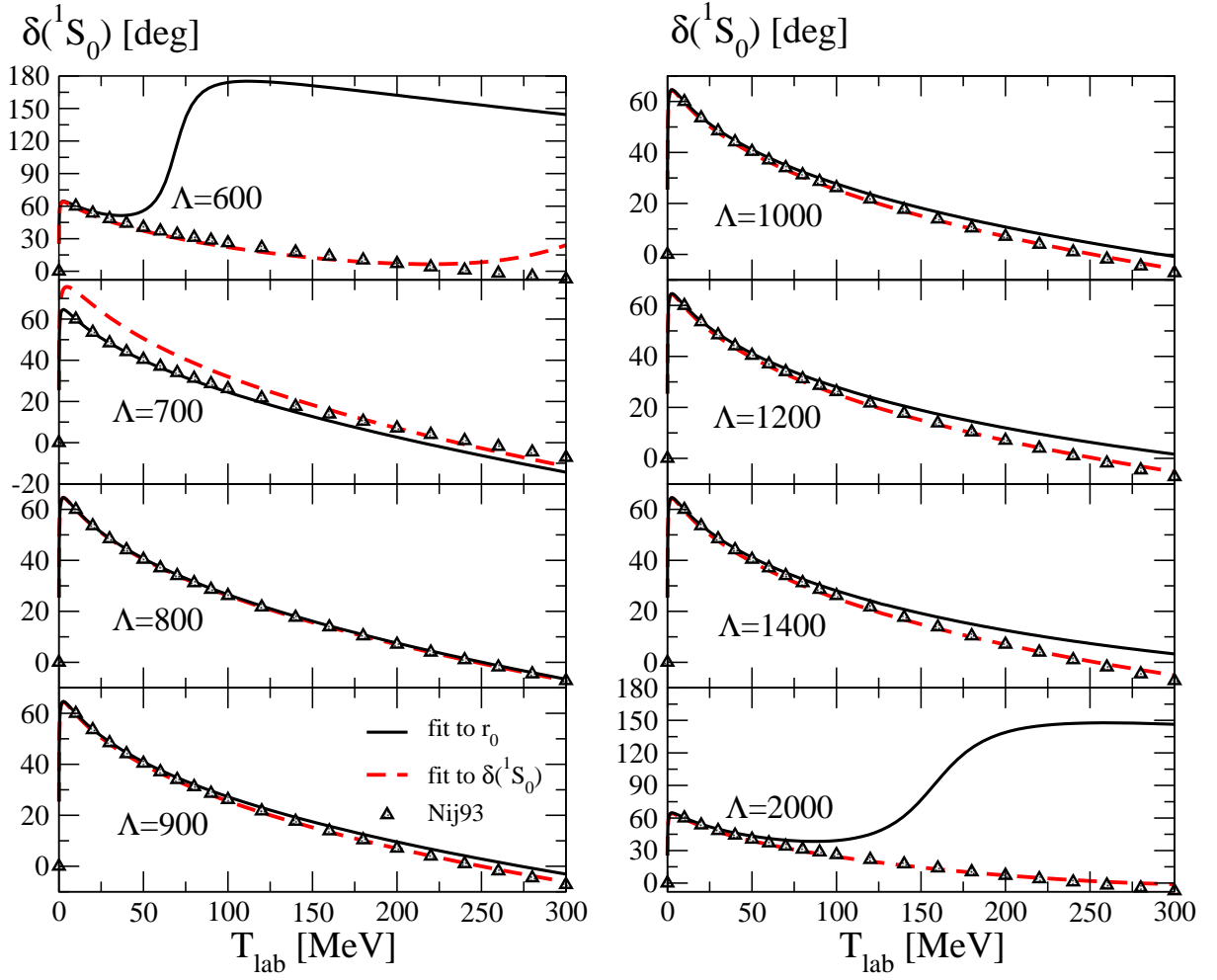


FIG. 6: (Color online) The 1S_0 NN phase shift as a function of the laboratory kinetic energy for different cutoffs Λ ranging from 0.6 to 2 GeV. The potential employed is SFR NNLO with the momentum-dependent contact term. The results are obtained by making one subtraction with $a_0 = -23.7$ fm as input and then performing either a fit to the effective range $r_0 = 2.7$ fm (solid line) or the Nijmegen 1S_0 phase shift at $T_{lab} = 200$ MeV (dashed line). The values of the Nijmegen phase-shifts [47] is indicated by the open triangles.

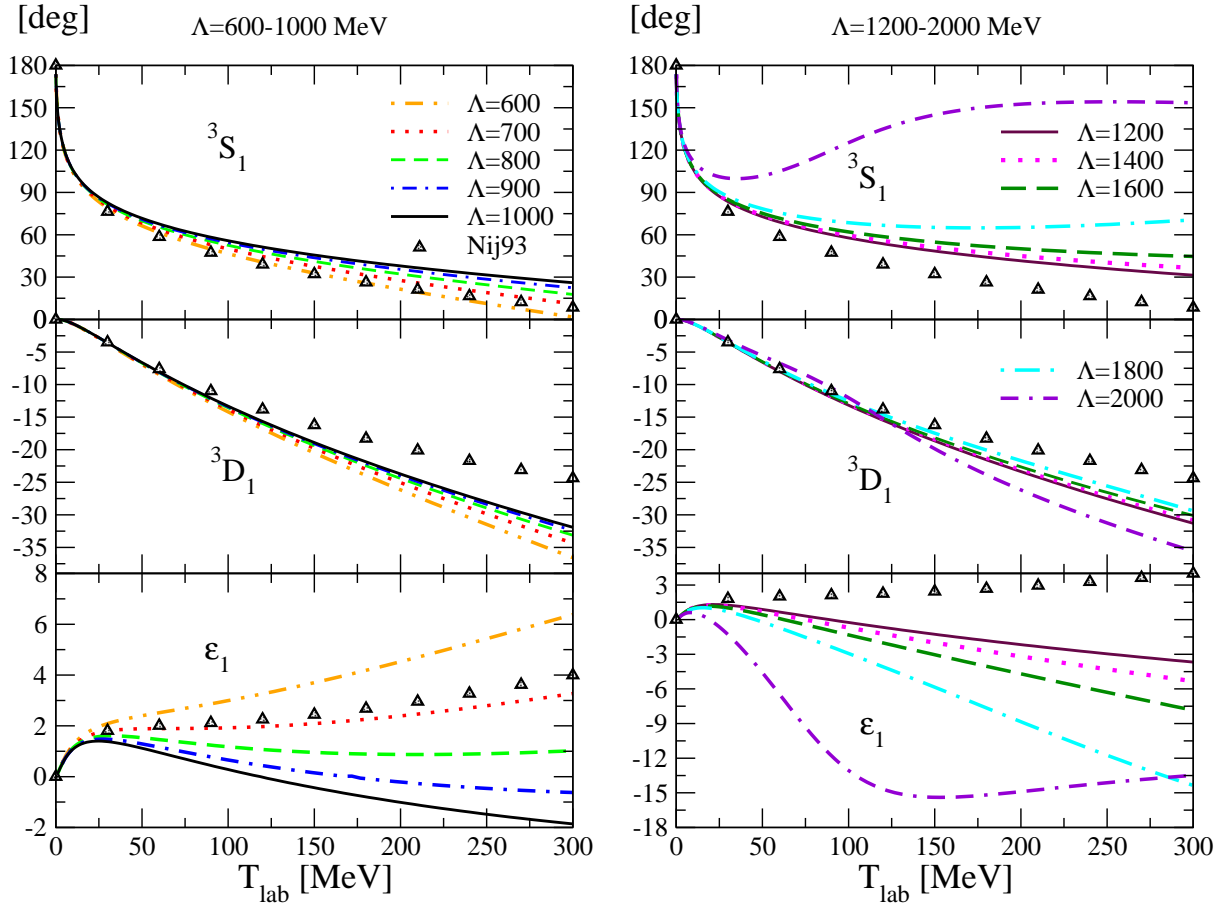


FIG. 7: (Color online) The $J=1$ coupled NN phase shifts as a function of the laboratory kinetic energy for different cutoffs Λ ranging from 0.6 to 2 GeV. The potential employed is the DR NLO TPE with one constant contact term. The results are obtained via one subtraction with $a_0 = 5.428$ fm as input. The values of the Nijmegen phase-shifts [47] are indicated by the open triangles.

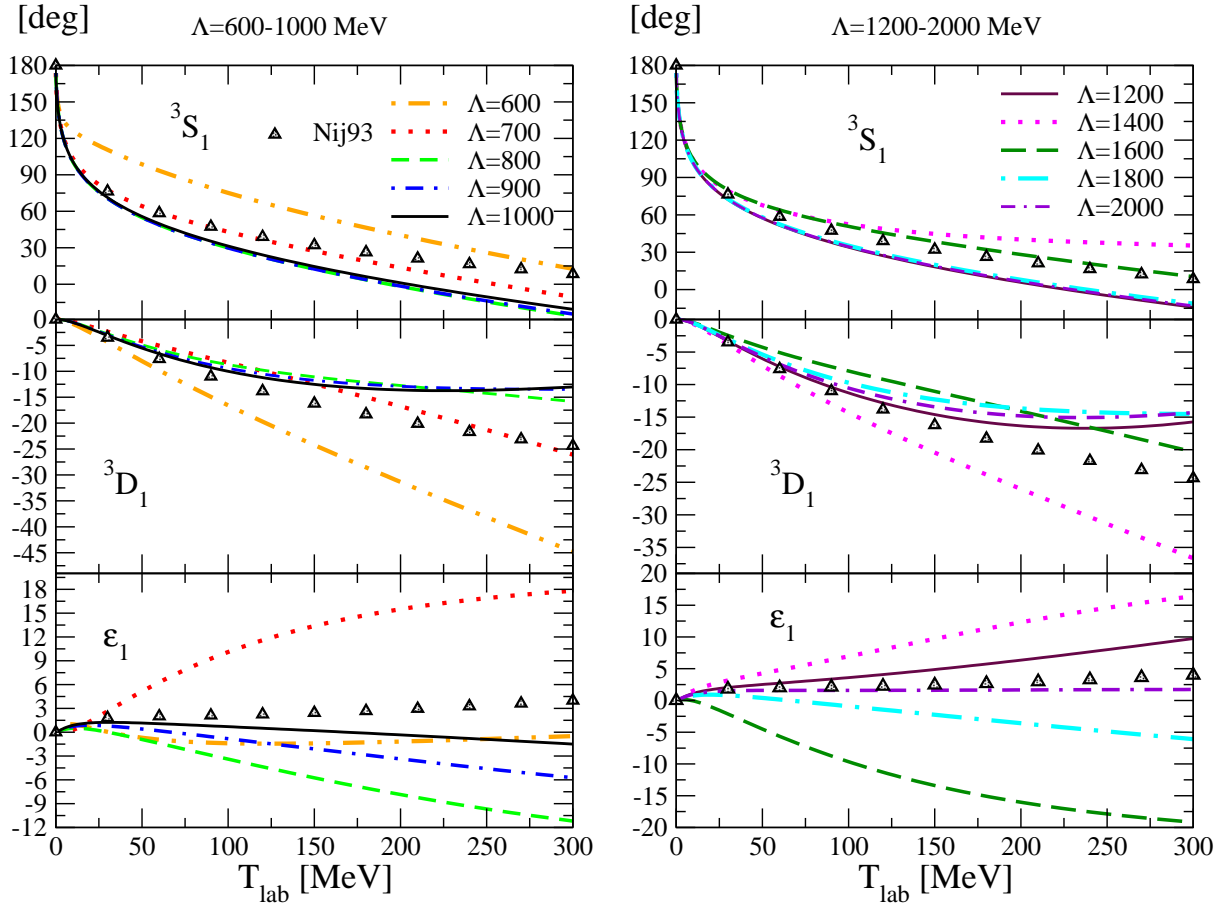


FIG. 8: (Color online) The $J=1$ coupled NN phase shifts as a function of the laboratory kinetic energy for different cutoffs Λ ranging from 0.6 to 2 GeV. The potential employed is DR NNLO with a constant contact term. The results are obtained via a single subtraction with $a_0 = 5.428$ fm as input. The values of the Nijmegen phase-shifts [47] is indicated by the open triangles.

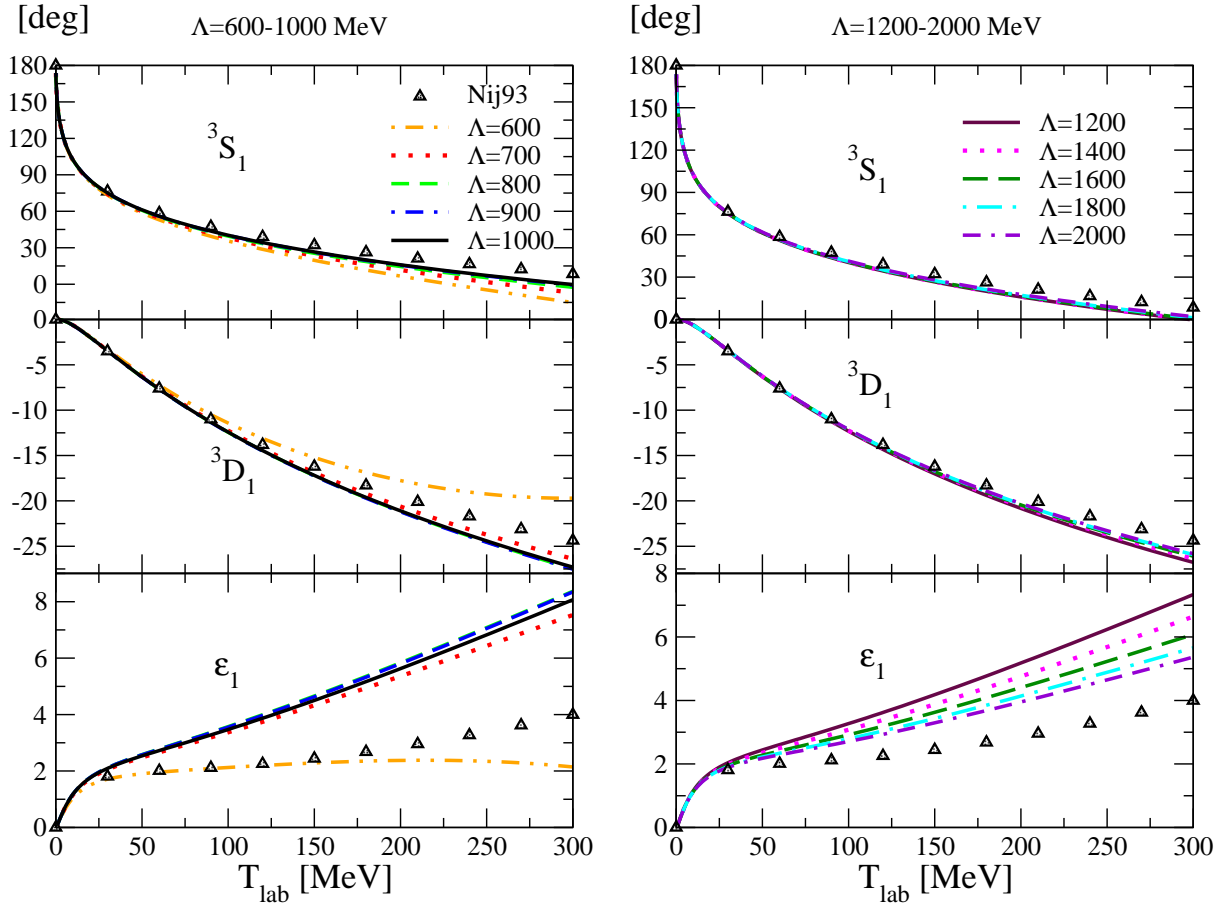


FIG. 9: (Color online) The $J=1$ coupled NN phase shifts as a function of the laboratory kinetic energy for different cutoffs Λ ranging from 0.6 to 2 GeV. Here the potential is SFR NNLO with a constant contact term. The results are obtained by one subtraction with $a_0 = 5.428$ fm as input. The values of the Nijmegen phase-shifts [47] are indicated by the open triangles.

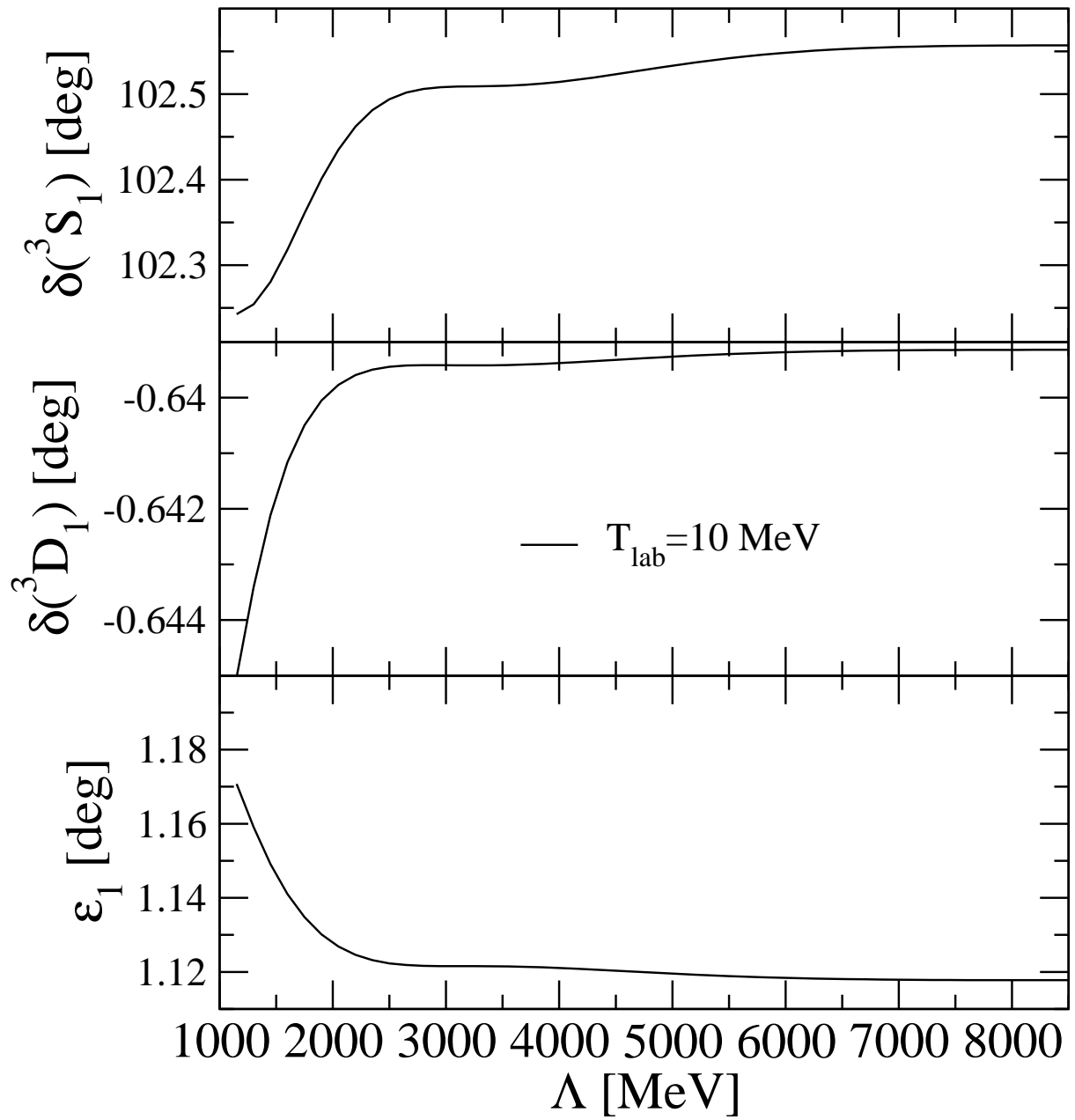


FIG. 10: (Color online) The $J=1$ coupled NN phase shifts at $T_{lab} = 10$ MeV as a function of cutoff ranging from 1–8.5 GeV. The results are obtained with the SFR NNLO potential and a constant contact term.

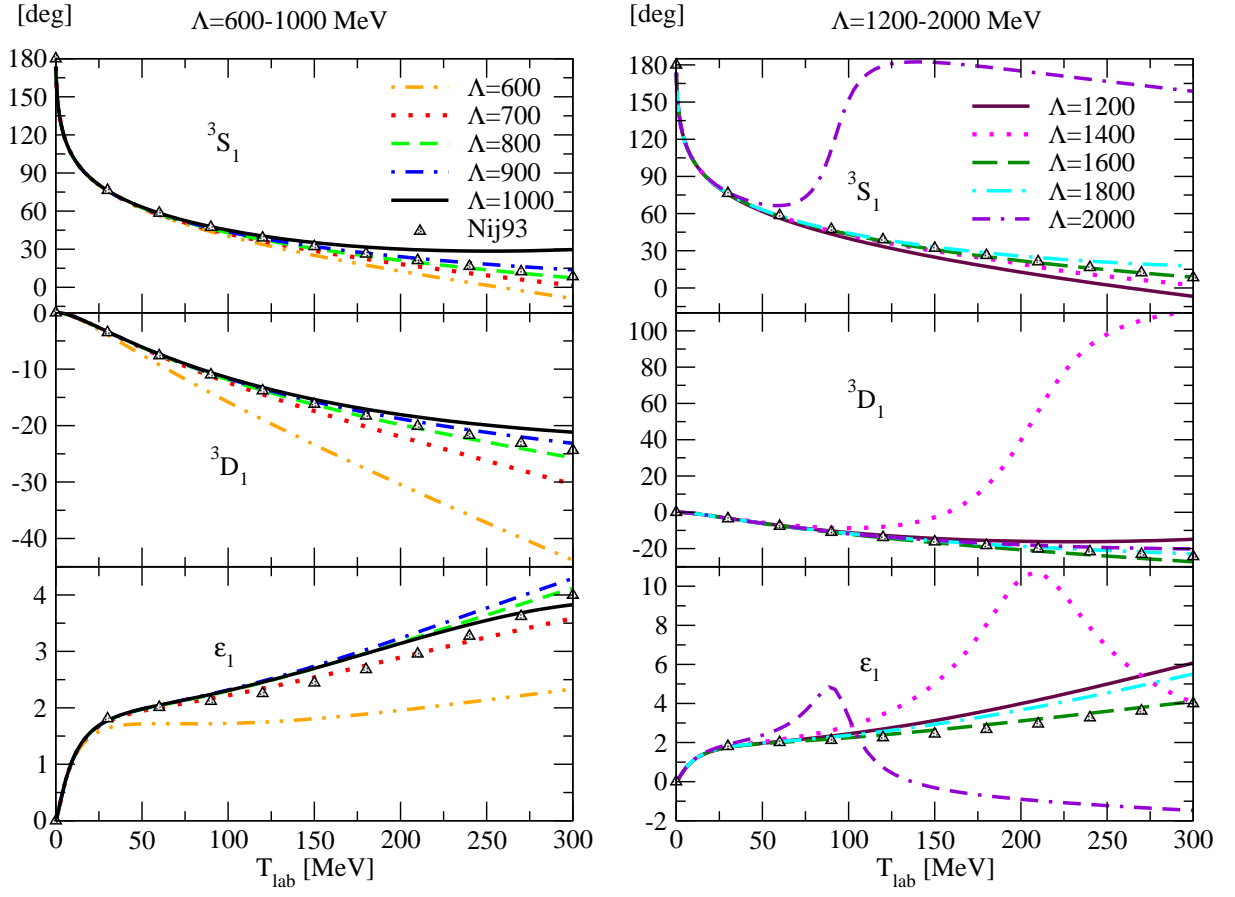


FIG. 11: (Color online) The $J=1$ coupled NN phase shifts as a function of the laboratory kinetic energy for different cutoffs Λ ranging from 0.6 to 2 GeV. The potential employed is DR NNLO with a linear energy dependence in the central part of the contact term. The results are obtained by three subtractions with $a_0 = 5.428$ fm, $\alpha_{20} = 2.28 \times 10^{-10}$ MeV $^{-1}$ and the phase shift at $T_{lab} = 10$ MeV as input. The values of the Nijmegen phase-shifts [47] are indicated by the open triangles.

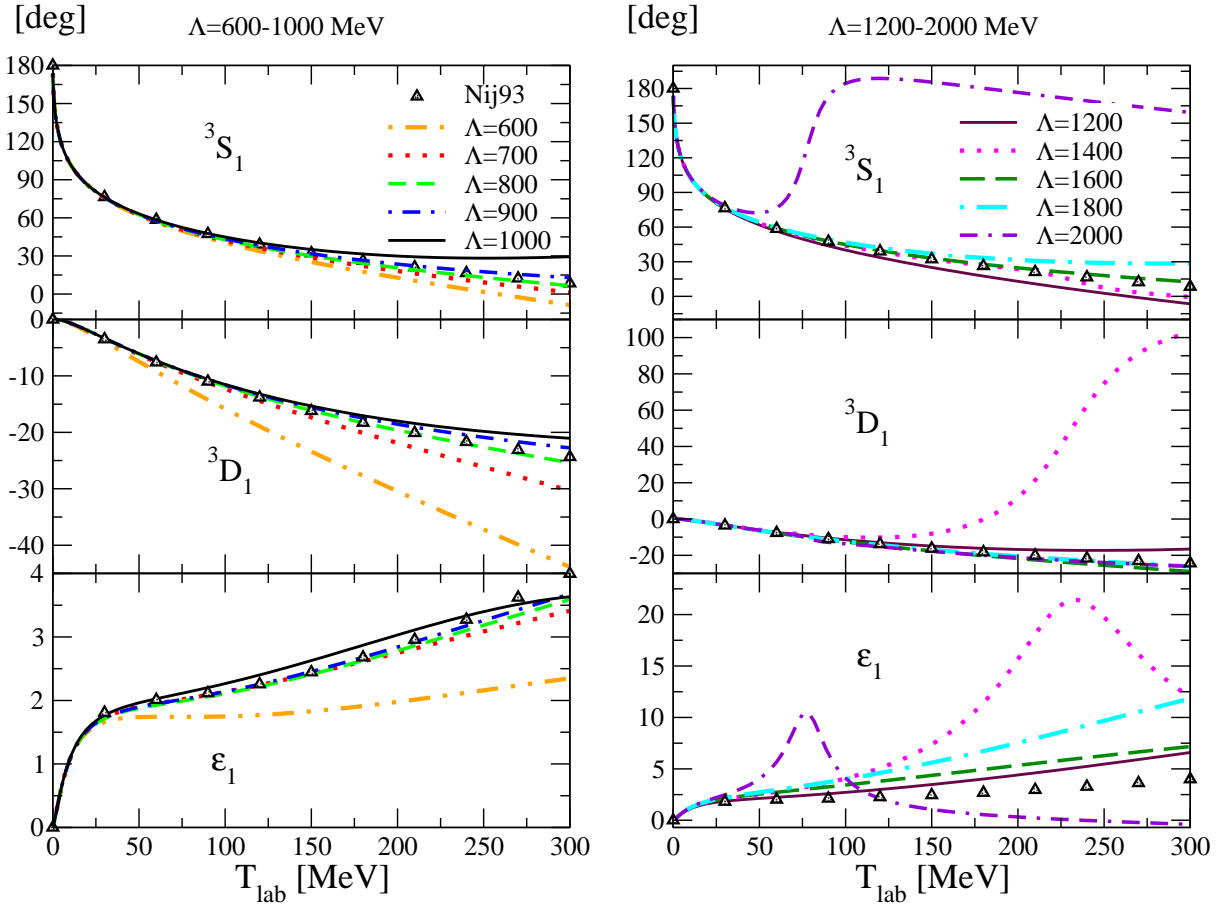


FIG. 12: (Color online) The $J=1$ coupled NN phase shifts as a function of the laboratory kinetic energy for different cutoffs Λ ranging from 0.6 to 2 GeV. The potential employed is the DR NNLO with a linear energy dependence in the central part of the contact term. The results are obtained by three subtractions with $a_0 = 5.428$ fm, $\alpha_{20} = 2.25 \times 10^{-10}$ MeV $^{-1}$ and the phase shift at $T_{lab} = 10$ MeV as input. The values of the Nijmegen phase-shifts [47] are indicated by the open triangles.

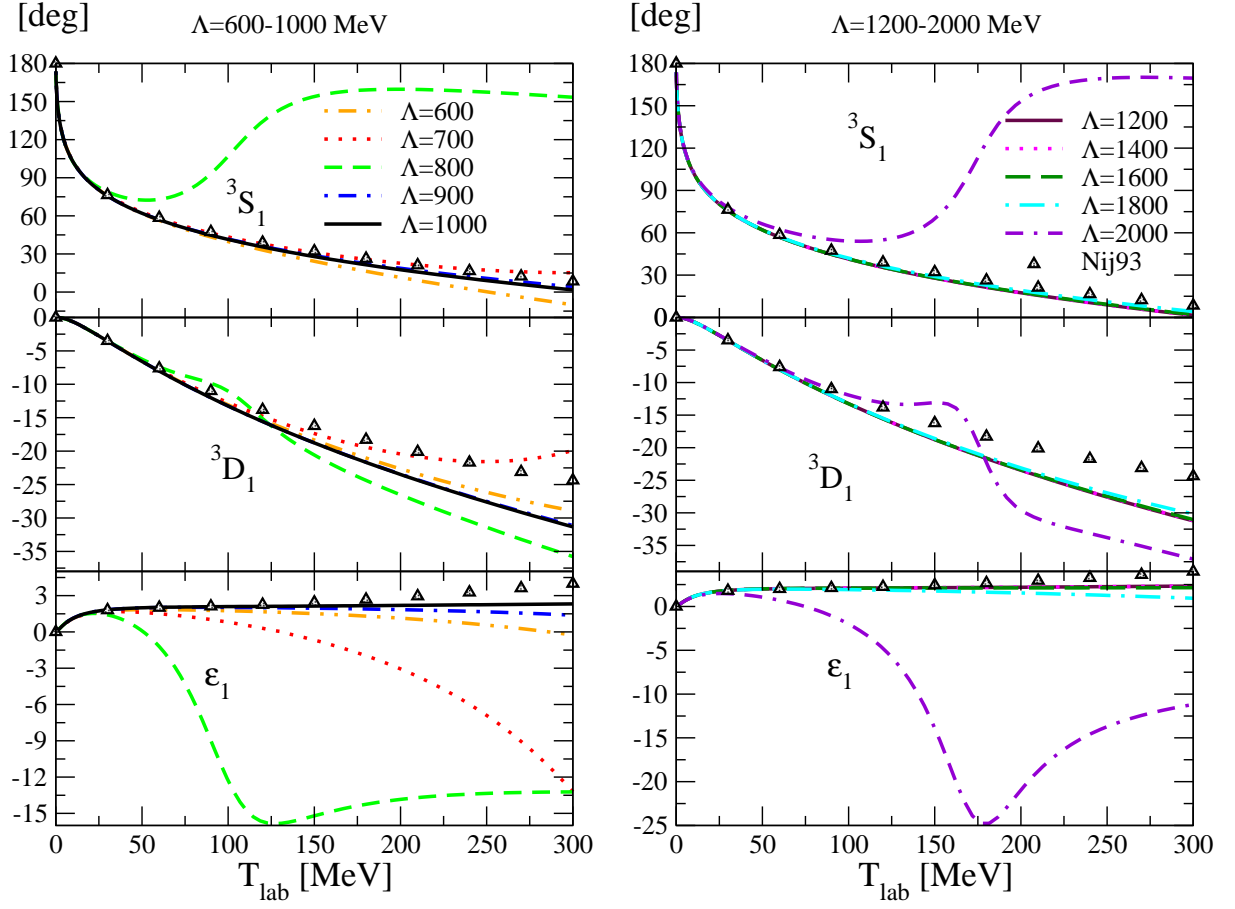


FIG. 13: (Color online) The $J=1$ coupled NN phase shifts as a function of the laboratory kinetic energy for different cutoffs Λ ranging from 0.6 to 2 GeV. The potential employed is DR NLO with a linear energy dependence in the central part of the contact term. The results are obtained by three subtractions with $a_0 = 5.428$ fm, $\alpha_{20} = 2.25 \times 10^{-10}$ MeV $^{-1}$ and the phase shift at $T_{lab} = 10$ MeV as input. The values of the Nijmegen phase-shifts [47] are indicated by the open triangles.

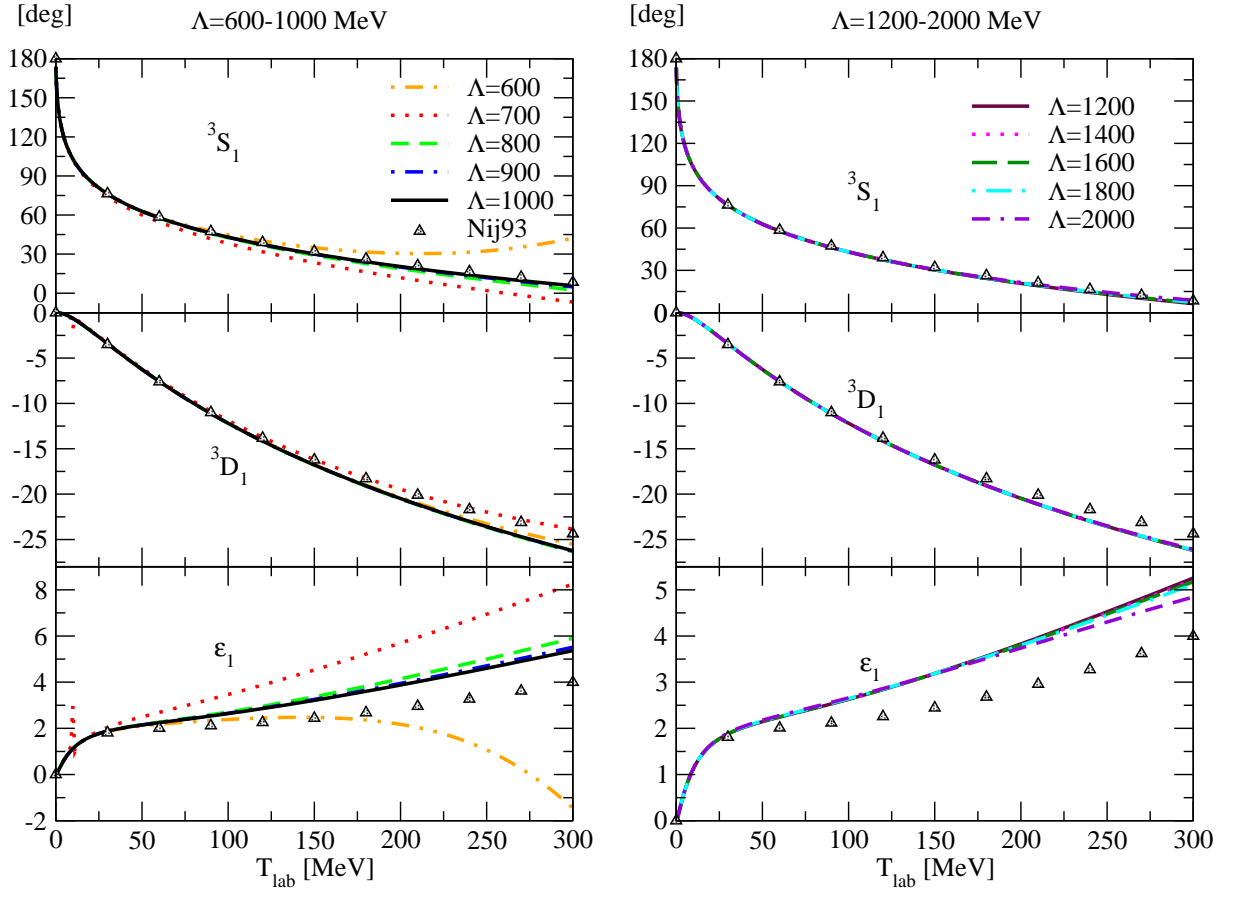


FIG. 14: (Color online) The $J=1$ coupled NN phase shifts as a function of the laboratory kinetic energy for different cutoffs Λ ranging from 0.6 to 2 GeV. The potential employed is SFR NNLO with a linear energy dependence in the central part of the contact term. The results are obtained by three subtractions with $a_0 = 5.428$ fm, $\alpha_{20} = 2.25 \times 10^{-10}$ MeV $^{-1}$ and the phase shift at $T_{lab} = 10$ MeV as input. The values of the Nijmegen phase-shifts [47] are indicated by the open triangles.

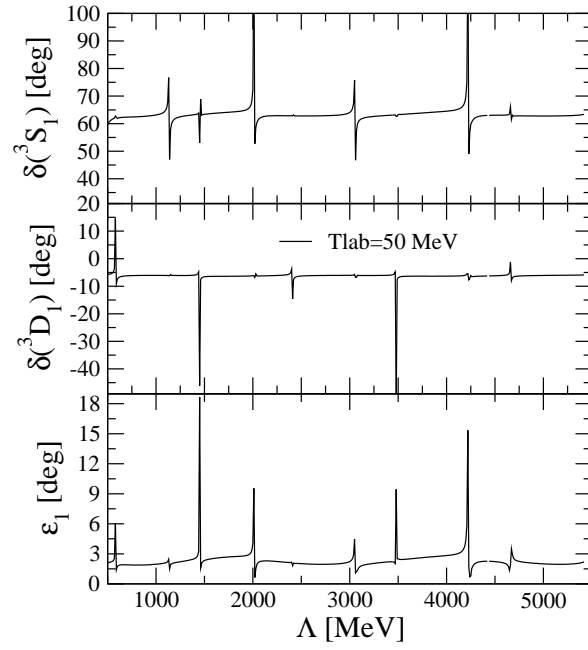


FIG. 15: (Color online) The $J=1$ coupled NN phase shifts at $T_{lab} = 50$ MeV as a function of cutoff ranging from 0.5–5.5 GeV. The results are obtained with the DR NNLO potential and a linear energy dependence in the central part of the contact term.

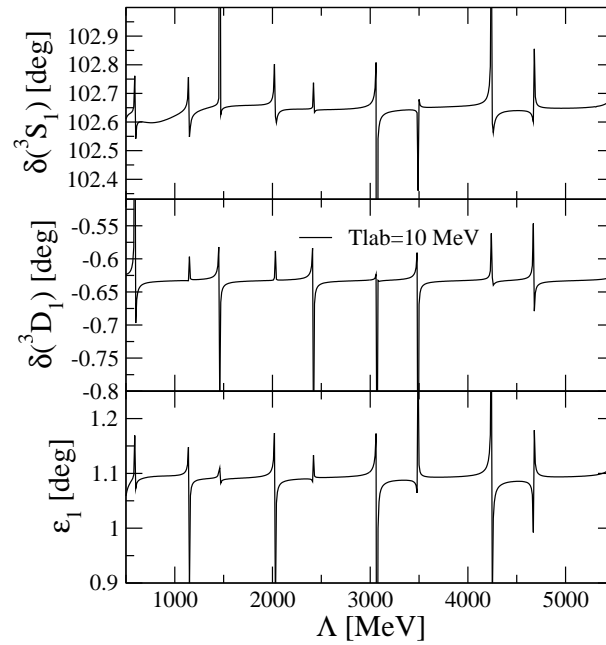


FIG. 16: (Color online) The $J=1$ coupled NN phase shifts at $T_{lab} = 10$ MeV as a function of cutoff ranging from 0.5–5.5 GeV. The results are obtained with the DR NNLO potential and a linear energy dependence in the central part of the contact term.

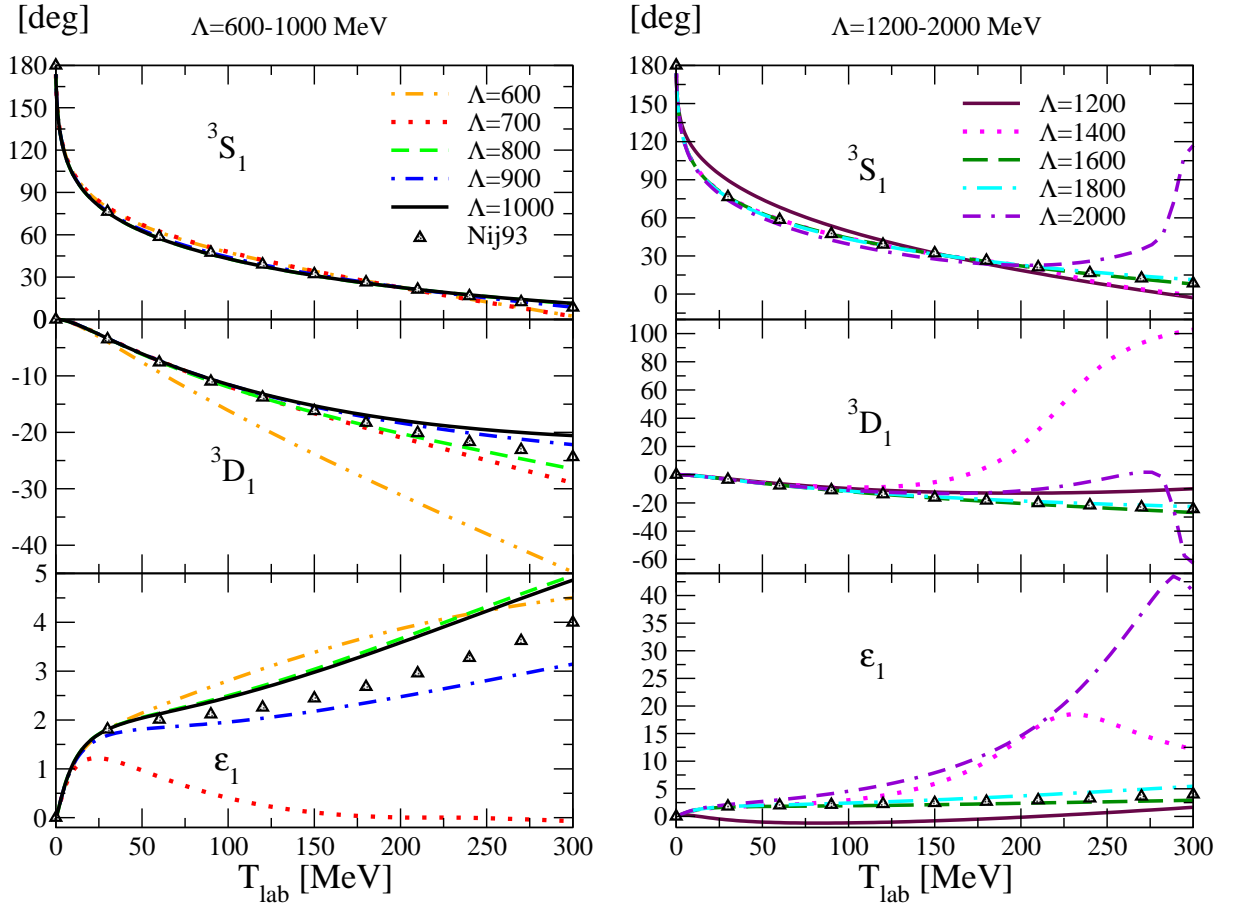


FIG. 17: (Color online) The $J=1$ coupled NN phase shifts as a function of the laboratory kinetic energy for different cutoffs Λ ranging from 0.6 to 2 GeV. The potential employed is DR NNLO with the momentum-dependent contact term. The results are obtained by two subtractions with $a_0 = 5.428$ fm and $\alpha_{20} = 2.25 \times 10^{-10}$ MeV $^{-1}$ as input and then performing a fit to the 3S_1 Nijmegen phase shift at $T_{lab} = 200$ MeV. The values of the Nijmegen phase-shifts [47] are indicated by the open triangles.

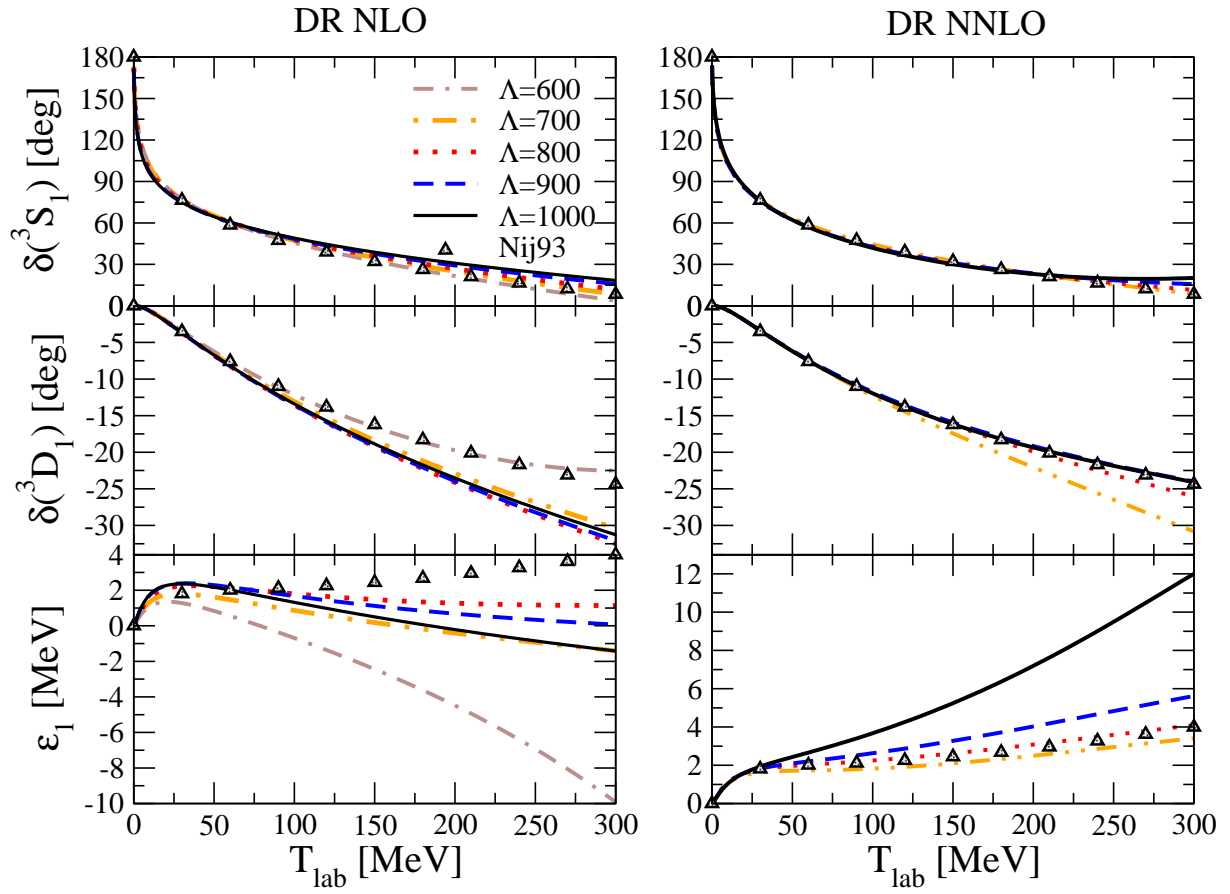


FIG. 18: (Color online) The best fit for the NN 3S_1 – 3D_1 phase shifts as a function of the laboratory kinetic energy for different cutoffs Λ ranging from 0.6 to 1 GeV. The potentials employed are the DR NLO (left panel) and the DR NNLO (right panel) with a momentum-dependent central part of the contact term. The values of the Nijmegen phase-shifts [47] are indicated by the open triangles.

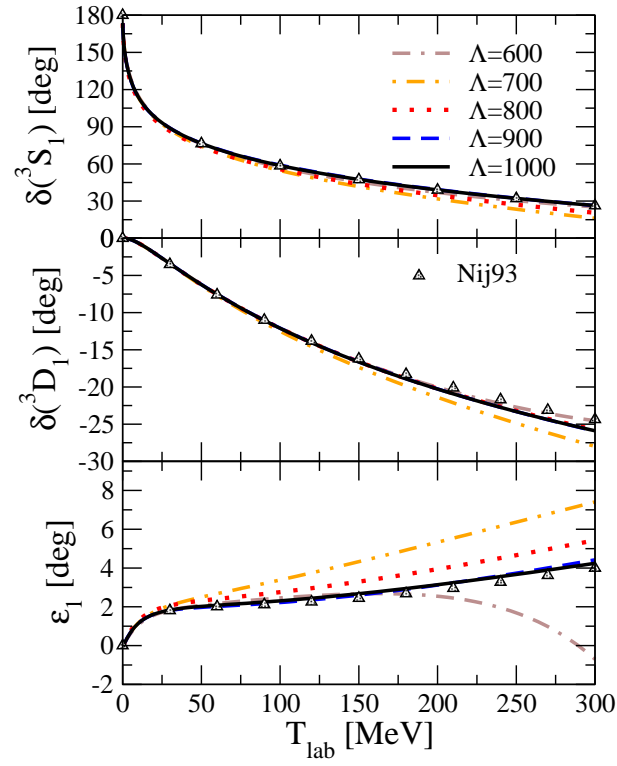


FIG. 19: (Color online) The best fit for the NN 3S_1 – 3D_1 phase shifts as a function of the laboratory kinetic energy for different cutoffs Λ ranging from 0.6 to 1 GeV. The potentials employed are the SFR NNLO with a momentum-dependent central part of the contact term. The values of the Nijmegen phase-shifts [47] are indicated by the open triangles.