

# Pressure-energy correlations in liquids. IV. “Isomorphs” in liquid state diagrams

Nicoletta Gnan,<sup>a</sup> Thomas B. Schröder,<sup>b</sup> Ulf R. Pedersen,<sup>c</sup> Nicholas P. Bailey,<sup>d</sup> and Jeppe C. Dyre<sup>e</sup>

*DNRF Center “Glass and Time”, IMFUFA, Dept. of Sciences,  
Roskilde University, P.O. Box 260, DK-4000 Roskilde, Denmark*

(Dated: October 27, 2022)

This paper is the fourth in a series devoted to identifying and explaining the properties of strongly correlating liquids, i.e., liquids where virial and potential energy correlate better than 90% in their thermal equilibrium fluctuations in the NVT ensemble. For such liquids we here introduce the concept of “isomorphic” curves in the state diagram. A number of thermodynamic, static, and dynamic isomorph invariants are identified. It is moreover shown that after a jump between isomorphic state points the system is instantaneously in thermal equilibrium; consequences of this for generic aging experiments are discussed. Selected isomorph predictions are validated by computer simulations of the Kob-Andersen binary Lennard-Jones mixture, which is a strongly correlating liquid. The final section of the paper relates the isomorph concept to some topics of current liquid state theory and experiment, including phenomenological melting rules, Rosenfeld’s excess entropy scaling, Young and Andersen’s approximate scaling principle, the two-order parameter maps of Debenedetti and coworkers, and viscous liquid dynamics.

## I. INTRODUCTION

How much does knowledge of a system’s thermal equilibrium fluctuations at one state point tell us about its behavior at other state points? In principle, complete knowledge of the fluctuations provides enough information to determine the density of states, from which the free energy at other state points may be calculated. In practice, only second-order moments of the fluctuations may be determined reliably. These generally give little knowledge of the system’s properties away from the state point in question. It was recently shown that a large class of liquids exhibit strong correlations between their virial and potential energy NVT equilibrium fluctuations.<sup>1,2,3,4,5,6</sup> Such liquids have a hidden (approximate) scale invariance.<sup>5,7</sup> Because of this, important global information about the system may be obtained from knowledge of the virial and potential energy fluctuations’ second-order moments at one state point. This unusual situation in statistical mechanics is the background of the present paper, which is the fourth in a series<sup>3,4,5</sup> devoted to illuminating the properties of strongly correlating liquids.

Paper I<sup>3</sup> of the series presented results from computer simulations of 13 different liquids. The results show that van der Waals and metallic liquids are strongly correlating, whereas hydrogen-bonding liquids like methanol and water are not. Likewise, covalent and ionic liquids are not expected to be strongly correlating; competing interactions generally spoil the correlations. Paper II<sup>4</sup> gave a thorough analysis of the cause of the strong correlations, which is briefly recapitulated below. It was

shown here how to qualify the explanation of the correlations given in our first publication (Ref. 1); here the strong correlations were argued to derive from particle-particle close encounters probing only the repulsive part of the potential, which is well approximated by an inverse power law. This explanation must be qualified in order to explain the occurrence of strong correlations at low temperatures and/or low pressures, as well as in the crystalline state. A number of consequences of strong virial / potential energy correlations were also discussed in Paper II. Paper III,<sup>5</sup> published in tandem with this paper, gives further theoretical results on the statistical mechanics and thermodynamics of the hidden scale invariance that characterizes strongly correlating liquids. Paper III also presents results from computer simulations demonstrating that strong virial-potential energy correlations are present even away from equilibrium. The present paper introduces the new concept of “isomorphs” in the state diagram of a strongly correlating liquid and derives a number of isomorph invariants. The existence of isomorphs distills the properties of strongly correlating liquids into one single concept and its immediate consequences, a concept that is defined without reference to correlations.

In order to recapitulate the definition of a strongly correlating liquid, recall<sup>8</sup> that for a system of  $N$  particles at temperature  $T$  and volume  $V$ , the pressure  $p$  is a sum of the ideal gas term  $Nk_B T/V$  and a term reflecting the interactions,  $W/V$ , where  $W$  is the so-called virial, i.e.

$$pV = Nk_B T + W. \quad (1)$$

This equation is usually thought of as describing thermodynamic averages, but it also applies for the instantaneous values. The instantaneous ideal-gas pressure term is a function of the particle momenta, giving the  $Nk_B T$  term. The instantaneous virial  $W$  is the function of particle positions defined<sup>8</sup> by  $W(\mathbf{r}_1, \dots, \mathbf{r}_N) \equiv -1/3 \sum_i \mathbf{r}_i \cdot \nabla_{\mathbf{r}_i} U(\mathbf{r}_1, \dots, \mathbf{r}_N)$  where  $U$  is the potential

<sup>a</sup>Electronic address: ngnan@ruc.dk

<sup>b</sup>Electronic address: tbs@ruc.dk

<sup>c</sup>Electronic address: urp@ruc.dk

<sup>d</sup>Electronic address: nbailey@ruc.dk

<sup>e</sup>Electronic address: dyre@ruc.dk

energy function. If  $\Delta U$  is the instantaneous potential energy minus its thermodynamic average and  $\Delta W$  the same for the virial, at any given state point the  $WU$  correlation coefficient  $R$  is defined by (where sharp brackets here and henceforth denote equilibrium NVT ensemble averages)

$$R = \frac{\langle \Delta W \Delta U \rangle}{\sqrt{\langle (\Delta W)^2 \rangle \langle (\Delta U)^2 \rangle}}. \quad (2)$$

By the Cauchy-Schwarz inequality the correlation coefficient obeys  $-1 \leq R \leq 1$ . We define strongly correlating liquids by the condition  $R > 0.9$ .<sup>3</sup> The correlation coefficient is state-point dependent, but for all liquids we have studied by computer simulation<sup>3</sup>  $R$  is either above 0.9 in a large part of the state diagram, or not at all. The correlation coefficient quickly decreases when pressure becomes negative, but the liquids generally remain strongly correlating at zero pressure.

Strongly correlating liquids include<sup>1,2,3,4,6,9</sup> the standard Lennard-Jones (LJ) liquid, the Kob-Andersen binary LJ mixture as well as other binary LJ-type mixtures, a “dumbbell” liquid of two different LJ spheres with fixed bond length, a system with exponential repulsion, a seven-site united-atom toluene model, the Lewis-Wahnström orthoterphenyl model, and an attractive square-well binary mixture. Strongly correlating liquids have simpler physics than liquids in general. This fact has particular significance for the highly viscous phase.<sup>10,11,12,13,14,15,16,17,18,19,20,21</sup> Thus strongly correlating viscous liquids have all eight fundamental frequency-dependent thermoviscoelastic response functions<sup>22,23,24</sup> given in terms of just one,<sup>2</sup> i.e., they are single-parameter liquids in the sense of having dynamic Prigogine-Defay ratio<sup>22</sup> close to unity<sup>2,4,23</sup>. Moreover, strongly correlating viscous liquids obey density scaling, i.e., their relaxation time  $\tau$  depends on density  $\rho = N/V$  and temperature via  $\tau = F(\rho^\gamma/T)$ .<sup>7,25,26,27,28,29</sup> Even complex systems like biomembranes may exhibit significant correlations for their slow thermodynamic degrees of freedom; this was shown by all-atom computer simulations of five phospholipid membranes which exhibit strong correlations of the energy-volume fluctuations in the NpT ensemble.<sup>30</sup>

When instantaneous values of virial and potential energy are plotted against each other for a strongly correlating liquid in thermal equilibrium at constant volume, an elongated ellipse appears.<sup>1,3,4,6</sup> The slope of this ellipse is  $\sqrt{\langle (\Delta W)^2 \rangle / \langle (\Delta U)^2 \rangle}$ . As detailed in Sec. II D this quantity, which is weakly state-point dependent, is to a good approximation the exponent  $\gamma$  of the density-scaling relation,  $\tau = F(\rho^\gamma/T)$ .<sup>7,9</sup> Thus for a strongly correlating liquid knowledge of the equilibrium fluctuations at one state point provides information about how the relaxation time varies with density and temperature.

What causes strong  $WU$  correlations? A hint comes from the well-known fact that an inverse power-law pair potential,<sup>31,32,33,34,35,36,37,38,39,40,41,42</sup>  $v(r) \propto r^{-n}$  where

$r$  is the distance between two particles, implies 100% correlation.<sup>1,4</sup> In this case the slope is  $n/3$ .<sup>103</sup> In simulations of the standard LJ liquid we found slopes around 6, corresponding to  $n \cong 18$ .<sup>1</sup> Although this may seem puzzling given the expression defining the LJ potential  $v_{LJ}(r) = 4\epsilon[(r/\sigma)^{-12} - (r/\sigma)^{-6}]$ , if one wishes to fit the repulsive part of the LJ potential by an inverse power law, an exponent around 18 is indeed required.<sup>1,4,43</sup> The reason is that the attractive  $r^{-6}$  term makes the repulsion considerably stronger than the bare repulsive  $r^{-12}$  term would imply.

Paper II gave a thorough discussion of the  $WU$  correlations with a focus on the standard single-component LJ liquid; this included also a treatment of the (classical) LJ crystal where one finds  $0.99 < R < 1$  at low temperature. According to Paper II the  $r$ -dependent effective exponent  $n$  which controls the correlation is not simply that coming from fitting the repulsive part of the potential, but rather  $n^{(2)}(r) \equiv -2 - rv'''(r)/v''(r)$ . This number is 18-19 around the LJ minimum. In fact, the LJ potential may here be fitted very well with an “extended inverse power-law” potential (eIPL),<sup>4,5</sup> a potential of the form  $v_{LJ}(r) \cong Ar^{-n} + B + Cr$  with  $n$  of order 18, and for this potential  $n^{(2)}(r) = n$ . At constant volume the linear term contributes little to the virial and potential-energy fluctuations: When one nearest-neighbor interatomic distance increases, another decreases in such a way that their sum is almost constant.<sup>4</sup> Thus almost correct canonical probabilities are arrived at by using the inverse power-law (IPL) approximation, an observation which inspired us to the below isomorph definition.

For an IPL liquid several quantities are invariant along the curves in the phase diagram given by  $\rho^{n/3}/T = \text{Const.}$  Paper III<sup>5</sup> summarizes the thermodynamic IPL invariants, which include Helmholtz free energy over temperature, excess entropy, average potential energy over temperature, isothermal bulk modulus over density times temperature, and virial over temperature. In reduced units the dynamics of an IPL liquid is also invariant along the  $\rho^{n/3}/T = \text{Const.}$  curves.<sup>5</sup> The present paper shows that some IPL invariants give rise to general “isomorph invariants” of strongly correlating liquids. Not all IPL invariants survive this generalization, however and, e.g., the equation of state of a strongly correlating liquid is generally poorly represented by the IPL approximation.<sup>4</sup>

We demonstrate below several implications of one single assumption: the existence of curves in the phase diagram on which for any two state points there is a one-to-one correspondence between their respective microscopic configurations such that corresponding configurations have identical NVT canonical probabilities. These curves in the state diagrams will be referred to as *isomorphs*. Section II defines isomorphs and summarizes their properties classified into thermodynamic, structural, equilibrium dynamic, and aging properties. Most isomorph properties come in the form of isomorph invariants. In Sec. II we also discuss how to identify isomorphic curves in the state diagram. Section III presents

results from computer simulations of (mainly) the Kob-Andersen binary LJ mixture, validating some of the isomorph predictions. Section IV relates the isomorph concept to selected topics of current liquid state theory and experiment. Section V gives a brief conclusion.

## II. ISOMORPHS

This section introduces the concept of isomorphs in the state diagram of a strongly correlating liquid. Although the definition of an isomorph refers neither to IPL potentials nor to strong  $WU$  correlations, only strongly correlating liquids have isomorphs. This is because the existence of isomorphs reflects the hidden scale invariance that characterizes strongly correlating liquids.<sup>4,5,7</sup>

### A. Isomorph definition

Assuming that the coordinate system origin is centred in the liquid, for any microscopic configuration  $(\mathbf{r}_1, \dots, \mathbf{r}_N)$  of a thermodynamic state point with density  $\rho$ , the “reduced” (dimensionless) coordinates are defined by

$$\tilde{\mathbf{r}}_i \equiv \rho^{1/3} \mathbf{r}_i. \quad (3)$$

Using reduced coordinates corresponds to switching to a scaled coordinate system where the density is unity. We term a microscopic configuration physically relevant with respect to a given thermodynamic state point if the configuration’s contribution to the partition function at that state point is not *a priori* negligible. For instance, no configurations where all particles occupy the left half of the system’s volume are physically relevant for ordinary liquid states.

State points (1) and (2) with temperatures  $T_1$  and  $T_2$  and densities  $\rho_1$  and  $\rho_2$  are *isomorphic* if they obey the following: Whenever two of their physically relevant microscopic configurations  $(\mathbf{r}_1^{(1)}, \dots, \mathbf{r}_N^{(1)})$  and  $(\mathbf{r}_1^{(2)}, \dots, \mathbf{r}_N^{(2)})$  have identical reduced coordinates (i.e.,  $\tilde{\mathbf{r}}_i^{(1)} = \tilde{\mathbf{r}}_i^{(2)}$ ), they have proportional configurational NVT Boltzmann statistical weights:

$$e^{-U(\mathbf{r}_1^{(1)}, \dots, \mathbf{r}_N^{(1)})/k_B T_1} = C_{12} e^{-U(\mathbf{r}_1^{(2)}, \dots, \mathbf{r}_N^{(2)})/k_B T_2}. \quad (4)$$

It is understood that the constant  $C_{12}$  depends only on the state points (1) and (2), not on the microscopic configurations. *Isomorphic curves* in the state diagram are defined as curves on which any two state point are isomorphic.

An IPL liquid with interactions scaling with distance  $\propto r^{-n}$  trivially obeys Eq. (4) with  $C_{12} = 1$  for states with  $\rho_1^{n/3}/T_1 = \rho_2^{n/3}/T_2$ . No other systems obey Eq. (4) rigorously. We show in Sec. III from simulations, however, that for strongly correlating liquids the existence

of isomorphs is a good approximation. Although only IPL liquids have exact isomorphs, we shall say that a liquid “has isomorphs” if isomorph curves exist to a good approximation.

The isomorph definition does not refer to  $WU$  correlations, but only strongly correlating liquids have isomorphs. The Appendix proves in detail that all strongly correlating liquids have isomorphs and *vice versa*. It is illuminating here to briefly sketch why the existence of isomorphs for a liquid implies that it must be strongly correlating: Consider a liquid with two isomorphic state points that are infinitesimally close to each other. If  $\delta$  represents the variation between two infinitesimally close microscopic configurations with same reduced coordinates of the two state points, taking the logarithm of Eq. (4) leads to  $\delta(U/T) = \text{Const.}$  where the constant is infinitesimal. The differentiation leads to a relation of the form  $\delta U = (da)U + db$  where  $da$  and  $db$  are infinitesimal. Since  $\delta U$  is the potential energy difference between two configurations with  $\delta \mathbf{r}_i \propto \mathbf{r}_i$ , one has  $\delta U \propto W$  (Appendix). Altogether we thus get  $W = AU + B$  for some constants  $A$  and  $B$ . This implies 100% correlation of the  $WU$  fluctuations (recall, however, that the existence of isomorphs is itself an approximation). In conclusion, liquids having isomorphs to a good approximation must be strongly correlating.

A number of properties characterize isomorphic curves in the state diagram of a strongly correlating liquid. Most isomorph properties come in the form of isomorph invariants. These invariants are straightforward consequences of the fact that for any two isomorphic state points there is a one-to-one correspondence between the state points’ physically relevant configurations, such that corresponding configurations have the same NVT canonical probabilities. This one-to-one correspondence motivates the name isomorph (“same form”), which is fundamental in mathematics. Here two objects are termed isomorphic if they are structurally equivalent, i.e., if a structure-preserving one-to-one mapping between them exists. In physics and chemistry isomorphic crystals by definition have symmetry groups that are mathematically isomorphic – such crystals have the same structure but different constituents.

### B. Isomorph properties

Before detailing the consequences of the isomorph definition Eq. (4) we briefly recall well-known facts of the statistical mechanics of classical liquids in the NVT canonical ensemble.<sup>8,44,45,46,47</sup> The Helmholtz free energy  $F$  is the sum of an ideal gas term and an “excess” free energy term reflecting the molecular interactions,  $F = F_{\text{id}} + F_{\text{ex}}$ . The first term is the free energy of an ideal gas at the same density and temperature,  $F_{\text{id}} = -Nk_B T \ln(\rho \Lambda^3)$  where  $\Lambda = h/\sqrt{2\pi m k_B T}$  is the thermal de Broglie wavelength. The excess free energy is given by

$$e^{-F_{\text{ex}}/k_B T} = \int \frac{d\mathbf{r}_1}{V} \dots \frac{d\mathbf{r}_N}{V} e^{-U(\mathbf{r}_1, \dots, \mathbf{r}_N)/k_B T}. \quad (5)$$

The integral involves only the configurational degrees of freedom. This separation of the configurational degrees of freedom from the momenta is assumed throughout this paper. Thus when we refer to the canonical ensemble and canonical probabilities, only the configurational part of phase space is implied. Likewise, the microcanonical ensemble refers to the uniform probability distribution on the constant potential energy surface in configuration space.

The configuration space probability distribution normalized to the above dimensionless integral is given by

$$P(\mathbf{r}_1, \dots, \mathbf{r}_N) = e^{-[U(\mathbf{r}_1, \dots, \mathbf{r}_N) - F_{\text{ex}}]/k_B T}. \quad (6)$$

The excess entropy  $S_{\text{ex}}$  is defined by  $S_{\text{ex}} = -\partial F_{\text{ex}}/\partial T$ . Since the entropy in the canonical ensemble is generally given by  $-k_B \langle \ln P \rangle$ , we have

$$S_{\text{ex}} = -k_B \int \frac{d\mathbf{r}_1}{V} \dots \frac{d\mathbf{r}_N}{V} P(\mathbf{r}_1, \dots, \mathbf{r}_N) \ln P(\mathbf{r}_1, \dots, \mathbf{r}_N). \quad (7)$$

The inequality  $-P \ln P \leq 1 - P$  implies that  $S_{\text{ex}}$  is always negative, a fact that is physically obvious since any liquid is more ordered than an ideal gas at same volume and temperature.

Most isomorph invariants are consequences of two fundamental isomorph properties, Eqs. (8) and (9) below. Equation (4) implies that the normalized reduced-coordinate probability distribution is invariant along an isomorph:

$$\tilde{P}(\tilde{\mathbf{r}}_1, \dots, \tilde{\mathbf{r}}_N) \text{ is an isomorph invariant.} \quad (8)$$

The notation  $\tilde{P}$  is introduced to distinguish from the normalized probability distribution  $P$  of Eq. (6);  $\tilde{P}$  is normalized via  $\int \tilde{P}(\tilde{\mathbf{r}}_1, \dots, \tilde{\mathbf{r}}_N) d\tilde{\mathbf{r}}_1 \dots d\tilde{\mathbf{r}}_N = 1$  which implies  $\tilde{P}(\tilde{\mathbf{r}}_1, \dots, \tilde{\mathbf{r}}_N) = N^{-N} P(\mathbf{r}_1, \dots, \mathbf{r}_N)$ . The second fundamental isomorph property is that an isomorph  $I$  is characterized by two functions,  $f_I(\tilde{\mathbf{r}}_1, \dots, \tilde{\mathbf{r}}_N)$  and  $g(Q)$  where  $Q$  denotes the state point, such that for any physically relevant configuration of a state point  $Q$  on the isomorph  $I$

$$U(\mathbf{r}_1, \dots, \mathbf{r}_N; \rho) = T f_I(\tilde{\mathbf{r}}_1, \dots, \tilde{\mathbf{r}}_N) + g(Q). \quad (9)$$

This follows from the isomorph definition Eq. (4). In this formulation the potential energy function is formally regarded as density dependent, a dependence that comes from the fact that Eq. (9) only applies for physically relevant configurations, i.e., configurations that fill out the volume.

Before deriving the isomorph properties we note two multidimensional geometric isomorph characterizations. Recall that the potential energy landscape is the graph of the potential energy function, i.e., a subset of  $R^{3N+1}$ . The first geometric property is that isomorphic state points have potential energy landscapes which, when restricted to the physically relevant states, are identical except for a vertical displacement and scaling by the inverse temperature, and a horizontal scaling to unit density. This follows from the isomorph definition Eq. (4), and this is just what Eq. (9) expresses. The second geometric isomorph characterization relates to the hypersurface  $\Omega$  in  $R^{3N}$  where the potential energy equals the average potential energy of the state point in question: In reduced coordinates this constant potential energy hypersurface, denoted by  $\tilde{\Omega}$ , is invariant along an isomorph. This follows from the first geometric property. The Appendix gives detailed proofs that a liquid is strongly correlating if and only if it has isomorphs, and that this happens if and only if the liquid has curves in the state diagram along which  $\tilde{\Omega}$  is invariant.

### 1. Thermodynamics

A number of thermodynamic quantities are invariant along isomorph curves in the state diagram of a strongly correlating liquid.

- 1a. *The excess entropy  $S_{\text{ex}}$  is invariant along an isomorph.* Equation (7) implies that  $S_{\text{ex}} = -k_B \int \tilde{P} \ln \tilde{P} d\tilde{\mathbf{r}}_1 \dots d\tilde{\mathbf{r}}_N$ , from which property 1a follows because of the invariance of  $\tilde{P}$ . Alternatively, property 1a may be derived by referring to the microcanonical ensemble where the excess entropy is  $k_B$  times the logarithm of the area of  $\tilde{\Omega}$ : Because  $\tilde{\Omega}$  is an isomorph invariant, so is the excess entropy.
- 1b. *The configurational entropy  $S_{\text{conf}}$  is invariant along an isomorph.* The term “configurational entropy” – not to be confused with  $S_{\text{ex}}$  – is used here in the sense of Adam and Gibbs and subsequent workers, who related  $S_{\text{conf}}$  to the temperature dependence of viscous liquids’ average relaxation time.<sup>14,16,48</sup> The configurational entropy is the logarithm of the density of potential energy minima, the so-called inherent state energies, evaluated at the state point’s averaged inherent state energy.<sup>18,20</sup> Property 1b follows from the identity of the scaled potential energy landscapes of two isomorphic state points.
- 1c. *When a system is heated along an isomorph, the measured specific heat equals the ideal-gas specific heat.* If a system’s volume and temperature are controlled such that the system slowly follows an isomorph in the state diagram, property 1c relates to the specific heat measured during this process. Since property 1a implies  $dS_{\text{ex}} = 0$  along an

isomorph and since the specific heat is  $dS/d\ln T$ , the measured specific heat equals the specific heat that would be measured for an ideal gas subjected to the same process.

- 1d. *The isochoric specific heat is invariant along an isomorph.* Einstein's expression  $c_{V,\text{ex}} = \langle(\Delta U)^2\rangle/k_B T^2$ , where  $\Delta U$  is the potential energy deviation from its average, becomes  $c_{V,\text{ex}} = k_B \langle(\Delta X)^2\rangle$  when expressed in terms of the variable  $X = U/k_B T$ . Equation (9) implies that for two isomorphic state points, configurations with same reduced positions obey  $X_1 = X_2 + \text{Const.}$ , i.e., for the fluctuations  $\Delta X_1 = \Delta X_2$ . Since  $\Delta X$  depends only on the reduced coordinates and  $\tilde{P}(\tilde{\mathbf{r}}_1, \dots, \tilde{\mathbf{r}}_N)$  is isomorph invariant, it follows that the excess isochoric specific heat is an isomorph invariant. This implies invariance of the full  $c_V$ , because the kinetic contribution to  $c_V$  is state-point independent.

## 2. Structure

Particle distribution functions are generally invariant along an isomorph when quoted in reduced coordinates.

- 2a. *Scaled radial distribution function(s) – as well as higher-order equilibrium particle probability distributions – are invariant along an isomorph.* Property 2a follows from Eq. (8); note that it applies independent of the number of different types of particles in the system.
- 2b. *The multiparticle entropies  $S_2, S_3, \dots$  are invariant along an isomorph.* The particle distributions give rise to n-particle entropies<sup>49,50</sup> contributing to the total entropy as follows  $S_{\text{ex}} = S_2 + S_3 + \dots$ . In terms of the radial distribution function for a system of identical particles  $g(r)$ , the pair-correlation contribution  $S_2$  is given by  $S_2/N = -(\rho k_B/2) \int d\mathbf{r} [g(r) \ln g(r) + 1 - g(r)]$ . When this expression, as well as the more involved expressions defining  $S_3$ , etc., are rewritten in terms of reduced coordinates, it becomes clear that property 2b is a consequence of Eq. (8). We considered here only the case of identical particles, but property 2b holds for systems with any number of different particles.

## 3. Equilibrium dynamics

As for the static isomorph invariants, dynamic invariants also derive from the fact that for all physically relevant configurations the potential energy landscapes of isomorphic state points are identical – except for additive constants and overall scalings that do not affect the reduced dynamics. Table I summarizes the definition of

Quantity	Newtonian dynamics	Brownian dynamics
Energy unit ( $E_0$ )	$k_B T$	$k_B T$
Length unit ( $l_0$ )	$\rho^{-1/3}$	$\rho^{-1/3}$
Time unit ( $t_0$ )	$\frac{\sqrt{m/k_B T}}{\rho^{1/3}}$	$\frac{1}{\rho^{2/3} \mu k_B T}$
Diffusion constant: $\tilde{D} = D/(l_0^2/t_0)$	$\tilde{D} = (\rho^{1/3} \sqrt{m/k_B T}) D$	$\tilde{D} = \frac{1}{\mu k_B T} D$
Viscosity: $\tilde{\eta} = \eta/(E_0 t_0/l_0^3)$	$\tilde{\eta} = \frac{1}{\rho^{2/3} \sqrt{m k_B T}} \eta$	$\tilde{\eta} = (\mu \rho^{-1/3}) \eta$
Heat conductivity: $\tilde{\kappa} = \kappa/(k_B/l_0 t_0)$	$\tilde{\kappa} = \frac{\sqrt{m/k_B T}}{\rho^{2/3} k_B} \kappa$	$\tilde{\kappa} = \frac{1}{\rho \mu k_B^2 T} \kappa$

TABLE I: Reduced units. The energy and length units refer to state point properties, the time unit depends also on the dynamics. Once these three fundamental units have been defined, transport and other properties have uniquely defined dimensionless versions, denoted by the tilde. The table gives three examples of such properties.

the basic units and gives examples of some of the corresponding reduced quantities.

- 3a. *Both NVE and NVT Newtonian dynamics are isomorph invariant when described in reduced units.* Consider first standard energy-conserving Newtonian dynamics, the NVE ensemble. If the mass of particle  $i$  is  $m_i$ , Newton's second law is  $m_i \ddot{\mathbf{r}}_i = \mathbf{F}_i$  where  $\mathbf{F}_i = -\nabla_{\mathbf{r}_i} U$  is the force on the  $i$ 'th particle. We rewrite this in terms of reduced units as follows. If the average particle mass is  $m$ , the reduced mass of the  $i$ 'th particle is defined by  $\tilde{m}_i = m_i/m$ . The reduced potential energy  $\tilde{U}$  is defined by  $\tilde{U} = U/k_B T$  and the reduced force  $\tilde{\mathbf{F}}_i$  by  $\tilde{\mathbf{F}}_i = -\nabla_{\tilde{\mathbf{r}}_i} \tilde{U}$ ; we also define a reduced time:  $\tilde{t} = t/t_0$  where  $t_0 = \rho^{-1/3} \sqrt{m/k_B T}$ . Thus Newton's second law becomes  $\tilde{m}_i \ddot{\tilde{\mathbf{r}}}_i = \tilde{\mathbf{F}}_i$ . The isomorph invariance follows from Eq. (9), which implies that the reduced force is the same function of the reduced particle positions for all state points on a given isomorph. – Proceeding to Newtonian dynamics in the NVT ensemble realized via the Nosé-Hoover thermostat,<sup>51,52</sup> recall that the forces here have the additional term  $-\zeta m_i \dot{\mathbf{r}}_i$  where the “friction constant”  $\zeta$  obeys  $\dot{\zeta} = (K/K_0 - 1)/\tau_0^2$  with  $K$  being the kinetic energy,  $K_0$  its average, and  $\tau_0$  the thermostat time constant. These equations become isomorph invariant when rewritten in terms of the same reduced units as the NVE Newtonian equations, if the thermostat time constant is adjusted to be the same in reduced units (otherwise, only the long-time NVT dynamics is isomorph invariant).
- 3b. *Brownian dynamics is isomorph invariant when described in reduced units.* The Brownian (Langevin) equations of motion are first-order stochastic equations. These equations

obey detailed balance, ensuring consistency with the canonical ensemble. The Brownian equation of motion is  $\dot{\mathbf{r}}_i = \mu \mathbf{F}_i + \boldsymbol{\xi}(t)$  where  $\mu$  is the “mobility” (velocity/force) and  $\boldsymbol{\xi}(t)$  is a Gaussian white noise term characterized by  $\langle \boldsymbol{\xi}_m(t) \boldsymbol{\xi}_n(t') \rangle = 2\mu k_B T \delta_{mn} \delta(t-t')$  ( $m, n = 1, 2, 3$ ). The path-probability functional is given<sup>53</sup> by  $P \propto \exp[-1/(4\mu k_B T) \sum_i \int_{-\infty}^{\infty} (\dot{\mathbf{r}}_i - \mu \mathbf{F}_i)^2 dt]$ . We rewrite this in terms of reduced variables with  $\tilde{U} = U/k_B T$  as above, but the reduced time is now defined via  $\tilde{t} = t/t_0$  where  $t_0 = \rho^{-2/3}/\mu k_B T$ . This leads to  $P \propto \exp[-1/4 \sum_i \int_{-\infty}^{\infty} (\dot{\tilde{\mathbf{r}}}_i - \tilde{\mathbf{F}}_i)^2 d\tilde{t}]$ . Since the reduced force is isomorph invariant for configurations with same reduced positions, it follows that reduced-time Brownian dynamics is isomorph invariant.

- 3c. *Normalized time-autocorrelation functions – as well as normalized higher-order time correlation functions – are invariant along an isomorph when quoted in reduced units.* Consider the time-autocorrelation function or higher-order time-correlation functions of some variable  $A$  (referring to constant volume dynamics). Properties 3a and 3b imply that for both Newtonian and Brownian dynamics time-autocorrelation functions of  $A$  are invariant as function of reduced time, if they are normalized by dividing by  $\langle A^2 \rangle$ . Normalization of any higher-order time correlation function similarly makes it isomorph invariant as function of reduced time.
- 3d. *Average relaxation times are isomorph invariant when quoted in reduced units.* For any variable  $A$  with zero mean a generic definition of its average relaxation time is  $\tau_A = \int_0^{\infty} \langle A(0)A(t) \rangle dt / \langle A^2 \rangle$ . In reduced units this becomes  $\tilde{\tau}_A = \int_0^{\infty} \langle \tilde{A}(0)\tilde{A}(\tilde{t}) \rangle d\tilde{t} / \langle \tilde{A}^2 \rangle$ . By property 3c this expression is isomorph invariant.
- 3e. *Reduced transport coefficients like the diffusion constant, the viscosity, etc., are invariant along an isomorph.* By the fluctuation-dissipation (FD) theorem the diffusion constant is given by  $D = \int_0^{\infty} \langle v_x(0)v_x(t) \rangle dt$  where  $v_x$  is the  $x$  component of a particle’s velocity. The reduced diffusion constant  $\tilde{D}$  is defined by  $\tilde{D} = (\rho^{1/3} \sqrt{m/k_B T}) D$  for Newtonian and  $\tilde{D} = D/(\mu k_B T)$  for Brownian dynamics (Table I). In both cases the FD theorem becomes  $\tilde{D} = \int_0^{\infty} \langle \tilde{v}_x(0)\tilde{v}_x(\tilde{t}) \rangle d\tilde{t}$ , implying that  $\tilde{D}$  is an isomorph invariant because both dynamics are isomorph invariant. Similarly, if  $\eta$  is the viscosity, the reduced viscosity is defined by  $\tilde{\eta} = (\rho^{-2/3} / \sqrt{m k_B T}) \eta$  for Newtonian dynamics and  $\tilde{\eta} = (\rho^{-1/3} \mu) \eta$  for Brownian dynamics. When rewritten as a reduced time integral over the reduced shear-stress autocorrelation function, the required result follows. Similar results apply for the

heat conductivity and other DC transport coefficients.

- 3f.  *$G_{\infty}/T\rho$  is invariant along an isomorph where  $G_{\infty}$  is the instantaneous shear modulus.* If  $S_{xy} = \sum_i x_i F_{i,y}$  with  $x_i$  being the  $x$ -coordinate of the  $i$ ’th particle and  $F_{i,y}$  the  $y$ -component of the force acting on it, the FD expression for the instantaneous shear modulus<sup>54</sup> is  $G_{\infty} = \rho k_B T + \langle S_{xy}^2 \rangle / V k_B T$ . In terms of reduced variables one has  $x_i F_{i,y} = -k_B T \tilde{x}_i \partial \tilde{U} / \partial \tilde{y}_i$ , leading to  $G_{\infty} / \rho k_B T = 1 + \langle (\sum_i \tilde{x}_i \partial \tilde{U} / \partial \tilde{y}_i)^2 \rangle / N$ . The required isomorph invariance now follows from Eq. (8).

#### 4. Aging

Not all isomorph properties come in the form of invariants. This section discusses a different type of consequence of the existence of isomorphs for strongly correlating liquids. It is assumed that the externally controlled variables are volume and temperature.

- 4a. *A jump between two isomorphic state points starting from equilibrium takes the system instantaneously to equilibrium.* This is because the normalized Boltzmann probability factors are all identical for the two systems. Thus isomorphs are predicted to be a kind of “wormholes” in the state diagram along which one can jump instantaneously from equilibrium to equilibrium, even when the states are characterized by long relaxation times.
- 4b. *Jumps from any two isomorphic equilibrium state points to a third state point lead to the same aging behavior for all physical quantities* Note first that a jump between two arbitrary state points starting from equilibrium,  $1 \rightarrow 3$ , has the same relaxation pattern as the  $2 \rightarrow 3$  jump, where state point (2) is isomorphic with state point (1) and has same density as state point (3): Suppose that instead of the  $1 \rightarrow 3$  jump we first impose the isomorphic jump to state point (2) and then, immediately thereafter, jump to state point (3). On the one hand the system will never “register” it spent a tiny amount of time at state point (2). On the other hand the  $1 \rightarrow 2$  jump took the system instantaneously to equilibrium at state point (2) (property 4a). Consequently the  $1 \rightarrow 3$  and  $2 \rightarrow 3$  jumps must have the same relaxation towards equilibrium for all physical quantities. It now follows that if state point (1) is replaced by an isomorphic state point (1’), the  $1 \rightarrow 3$  and  $1' \rightarrow 3$  relaxations towards equilibrium are identical.

A concise way of summarizing the aging properties of strongly correlating liquids is that *isomorphic state points are equivalent during any aging scheme*.

### C. IPL invariants and general isomorph invariants

An IPL liquid has exact isomorphs. These are the curves in the state diagram given by the equation  $\rho^{n/3}/T = \text{Const.}$  All above isomorph properties apply exactly to IPL liquids (single- or multicomponent, as long as the exponent is the same for all particles involved). The converse is not correct, however: Only some of the IPL invariants along the  $\rho^{n/3}/T = \text{Const.}$  curves give rise to general isomorph invariants. Examples of IPL invariants that do not generalize are:  $F_{\text{ex}}/T$ ,  $U/T$ ,  $W/T$ , the configurational pressure coefficient  $(\partial W/\partial T)_V$ , or  $K_T/T\rho$  where  $K_T$  is the isothermal bulk modulus. A useful way of determining which IPL thermodynamic properties give rise to general isomorph invariants is to use the approximate equation for the excess free energy derived in Paper III.<sup>5</sup> Here it was argued that the hidden scale invariance of a strongly correlating liquid implies that one has to a good approximation  $F_{\text{ex}}(V, T) = f(V) + Nk_B T \phi(\rho^\gamma/T)$ . For an IPL liquid  $f(V) = 0$ . This does not apply in general, however. The  $f(V)$  term implies that IPL properties involving volume derivatives will not give rise to general isomorph invariants.

### D. Identifying isomorphs

How are the isomorphic curves identified in a strongly correlating liquid's state diagram? As we just saw, in the trivial case of an IPL liquid the answer is simple: All static and dynamic IPL invariants refer to the curves given by  $\rho^\gamma/T = \text{Const.}$  where  $\gamma = n/3$ . Generally for a strongly correlating liquid, if the virial and potential energy fluctuations from their average values are denoted by  $\Delta W = \gamma \Delta U$ , the number  $\gamma$  may be expressed in terms of equilibrium fluctuations in three simple ways:  $\gamma = \langle \Delta W \Delta U \rangle / \langle (\Delta U)^2 \rangle = \sqrt{\langle (\Delta W)^2 \rangle} / \langle (\Delta U)^2 \rangle = \langle (\Delta W)^2 \rangle / \langle \Delta W \Delta U \rangle$ . This applies rigorously only for a 100% correlating liquid, i.e., an IPL liquid. For a general strongly correlating liquid there are three different corresponding gammas,

$$\gamma_1 = \frac{\langle \Delta W \Delta U \rangle}{\langle (\Delta U)^2 \rangle}, \quad \gamma_2 = \sqrt{\frac{\langle (\Delta W)^2 \rangle}{\langle (\Delta U)^2 \rangle}}, \quad \gamma_3 = \frac{\langle (\Delta W)^2 \rangle}{\langle \Delta W \Delta U \rangle}. \quad (10)$$

It follows from the definition of the correlation coefficient  $R$  (Eq. (2)) that

$$\gamma_1 = R\gamma_2 = R^2\gamma_3. \quad (11)$$

Thus  $\gamma_2$  is the geometric mean of  $\gamma_1$  and  $\gamma_3$ , and

$$\gamma_1 \leq \gamma_2 \leq \gamma_3. \quad (12)$$

The three gammas are similar for any strongly correlating liquid, of course, but the question is nevertheless:

which gamma to use to identify isomorphs? The simple answer is that there is no unique gamma. To see this, note first that in complete generality any quantity  $q$  of any liquid has its own state-point dependent exponent  $\gamma_q(Q)$  with the following property: Any infinitesimal change away from state point  $Q$  conserves  $q$  whenever the quantity  $\rho^{\gamma_q(Q)}/T$  is kept constant, i.e.,  $\gamma_q(Q) = (\partial \ln T / \partial \ln \rho)_q(Q)$ . Strongly correlating liquids are characterized by the particular property that these  $\gamma$ 's are similar for all the isomorph invariants.

In the simulations reported in the next section we used the excess entropy exponent  $\gamma$ : Along a configurational adiabatic curve  $0 = dS_{\text{ex}} = (\partial S_{\text{ex}}/\partial V)_T dV + (\partial S_{\text{ex}}/\partial T)_V dT$ . The volume-temperature Maxwell relation for the configurational degrees of freedom implies  $(\partial S_{\text{ex}}/\partial V)_T = (\partial W/\partial T)_V/V$ . Thus a configurational adiabat is characterized by  $(d \ln \rho)(\partial W/\partial T)_V = (d \ln T)T(\partial S_{\text{ex}}/\partial T)_V = (d \ln T)(\partial U/\partial T)_V$ , i.e.,

$$\gamma = \left( \frac{d \ln T}{d \ln \rho} \right)_{S_{\text{ex}}} = \frac{(\frac{\partial W}{\partial T})_V}{(\frac{\partial U}{\partial T})_V} = \frac{\langle \Delta W \Delta U \rangle}{\langle (\Delta U)^2 \rangle}. \quad (13)$$

This is  $\gamma_1$  of Eq. (10); the last equality is a standard thermodynamic fluctuation identity derived, e.g., in Appendix B of Paper I. Note that  $\gamma = (\partial W/\partial U)_V$ , which implies that  $\gamma$  is the slope of the lines of average virial versus average potential energy plotted at constant density in the  $UW$  plot (compare Fig. 4 in Paper I). Since it is convenient to think of the “density scaling” exponent as generic, we do not refer to it below as  $\gamma_1$ , but simply as  $\gamma$ .

We use the excess entropy  $\gamma$  because, on the one hand, it rigorously reproduces property 1a and, on the other hand, it may be calculated from equilibrium fluctuations at a given state point. Moreover, it is easy to show that for a given infinitesimal density change, the optimal temperature change leading to a mean-square best fit of Eq. (4) is obtained by using the  $\gamma$  of Eq. (13).

It is now clear how to step-by-step map out an isomorph, which is realized as a configurational adiabat: At any given state point one calculates  $\gamma$  from the equilibrium fluctuations by use of Eq. (13). For a slight density change one then determines the temperature that will keep  $\rho^\gamma/T$  unchanged from the initial state point. This identifies a new state point that is isomorphic with the initial one. At the new state point a new value of  $\gamma$  is calculated, etc. We used this method for identifying isomorphs in the simulations reported below (but found, notably, almost as good agreement with the predictions using  $\gamma_2$ ).

## III. RESULTS FROM COMPUTER SIMULATIONS

This section presents results from computer simulations investigating some of the predicted isomorph properties. The purpose is to show by example the existence

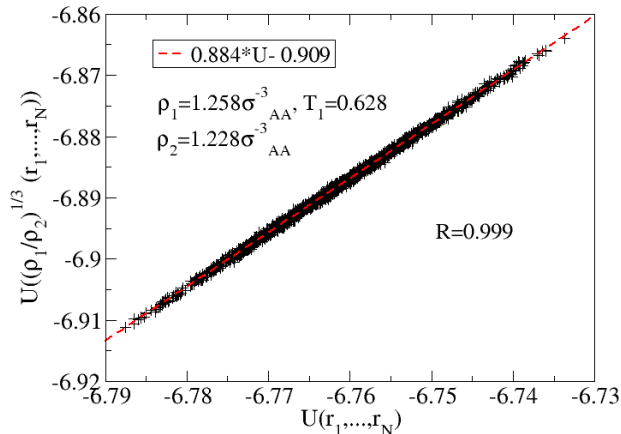


FIG. 1: Direct check of the isomorph condition Eq. (4) for the Kob-Andersen binary Lennard-Jones (KABLJ) liquid with 8000 particles. The molecular dynamics algorithm generates a time sequence of equilibrium configurations at the state point (1) given by  $\rho_1 = 1.258$  and  $T_1 = 0.628$  in standard LJ units. For each configuration the figure plots the potential energy on the x-axis, while the y-axis gives the potential energy of the same configuration scaled to density  $\rho_2 = 1.228$ . Clearly these two quantities are highly correlated, which is the requirement for an isomorph. The slope of 0.884 implies that state point  $(\rho_2, T_2)$  is isomorph with state point  $(\rho_1, T_1)$  if  $T_2 = 0.884T_1 = 0.555$ . In comparison, the exponent of Eq. (13) evaluated from the fluctuations at state point (1) is  $\gamma = 5.018$ , and the predicted isomorph temperature at state point (2) calculated from the requirement of keeping  $\rho^\gamma/T$  constant is  $T_2 = 0.556$ . The non-zero offset of the best fit line of  $-0.909$  reflects the fact that the constant  $C_{12}$  in Eq. (4) differs from unity.

of isomorphs for a typical strongly correlating liquid. Results are reported for molecular dynamics simulations of the standard Kob-Andersen<sup>55,56</sup> 80:20 binary Lennard-Jones liquid (KABLJ) with  $N = 8000$  particles simulated using the Gromacs package.<sup>57,58</sup> The KABLJ system is a strongly correlating liquid<sup>1,3</sup> which is easily supercooled without crystallizing.<sup>59</sup> The exponent  $\gamma$  varies slightly with state point, but at low and moderate pressure and temperature it stays between 5 and 6 (at very high pressure and temperature it converges to the value four, which a purely repulsive  $r^{-12}$  potential would imply). The simulations were performed in the NVT ensemble using the Nosé-Hoover thermostat with characteristic time 0.5 in MD units. Isomorph state points were identified as described above.

### A. Direct isomorph check

Before comparing the isomorph predictions to simulation we note that it is possible to check directly the proportionality between Boltzmann factors, which defines an isomorph. This is done as follows. At one state point of

the equilibrium KABLJ liquid the simulation generates a time sequence of microscopic configurations. We now ask: For a given density change, does a temperature exist at which the new density state point is isomorphic to the initial one? If yes, what is this temperature? These questions are answered by plotting the potential energy of each microscopic configuration against the potential energy of the same configuration scaled to the new density (Fig. 1). The density was decreased by 2.5%, which corresponds to a decrease of the relaxation time by more than a factor of four if temperature is not changed. The fact that the two potential energies correlate strongly ( $R = 0.999$ ) proves that a new temperature does exist at which the isomorph condition Eq. (4) is fulfilled to a very good approximation. The slope of the stretched oval in the figure is 0.884. This implies that the two state points are isomorphic if the temperature at the new density is 0.884 times the old temperature.

One might think that Fig. 1 proves that all the isomorph invariants apply to a good approximation for the KABLJ liquid, but this is not the case. Consider for instance the dynamics. This becomes increasingly barrier dominated as temperature is lowered,<sup>60</sup> and the increasingly unlikely event of a barrier transition determines the relaxation time. Even if almost all configurations of significance in the canonical ensemble obey the isomorph definition Eq. (4) very well, as implied by Fig. 1, this does not ensure that the barriers scale in the same way. We thus need to make more simulations to check other isomorph predictions.

### B. Equilibrium properties: Statics and dynamics

Denoting the large Lennard-Jones particle as A, Fig. 2(a) gives the AA radial distribution functions for six isomorph state points of the KABLJ system. The temperature varies by almost a factor of two; nevertheless there is good collapse of the curves when these are plotted as functions of the reduced distance ((b)). The inset of (b) zooms in on the peak of the radial distribution function. We added here data for a second collection of isomorph state points, showing that different isomorphs have different structure. That the isomorph invariants are, after all, not exact is clear from Fig. 2(c) which shows the scaled AB and BB radial distribution functions of the isomorph state points of (a).

Turning now to the dynamics, Fig. 3(a) shows the AA particle self-part of the intermediate scattering functions  $F_s(\vec{q}, \vec{t})$  at the reduced wavevector corresponding to the first peak of the static structure factor, where  $\vec{t}$  is time scaled by the characteristic time  $t_0 = \rho^{-1/3}(m/k_B T)^{1/2}$  (Table I). The figure shows results for four state points at two densities. Two of the four state points are isomorphic. These two state points (black and red curves) have virtually identical relaxation behavior, including the short-time “cage-rattling”. Figure 3 confirms isomorph properties 3c and 3d. Figure 3(b) shows the

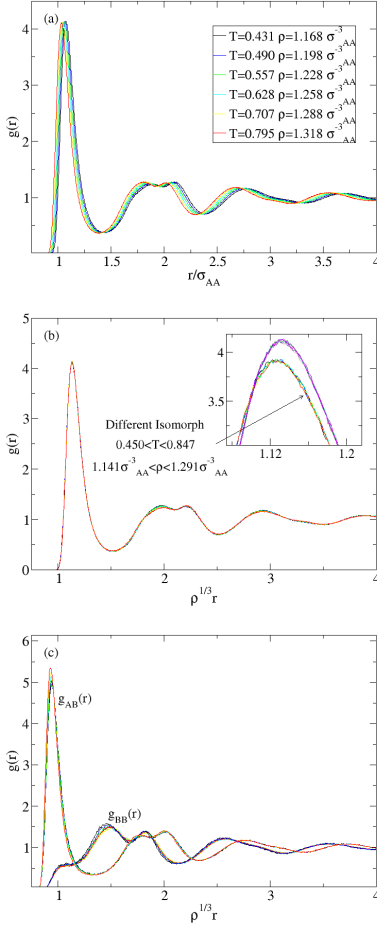


FIG. 2: (a) AA particle radial distribution functions for the KABLJ liquid at six isomorphous state points. (b) The same radial distribution functions plotted as functions of the reduced distance, showing very good data collapse. The inset focuses on the first peak and includes results for another collection of isomorphous state points. (c) AB and BB radial distribution functions in reduced units for the isomorphous state points of (a). There is good data collapse, but with larger deviations than for the AA distribution function. This shows that isomorph properties are not exact.

four-point dynamic susceptibility defined<sup>61</sup> by  $\chi_4(t) = N \langle (\Delta F_s(q, t))^2 \rangle$ , i.e., the mean-square fluctuation of the self-part of the intermediate scattering functions for the two isomorphous state points of (a). The quantity  $\chi_4(t)$  measures the degree of dynamic heterogeneity on a given time scale. By the predicted isomorph invariance of all time-correlation functions as function of reduced time (property 3c)  $\chi_4(\tilde{t})$  is predicted to be invariant, which is indeed the case.<sup>62</sup>

As shown briefly in Sec. II and in detail in the Appendix, only strongly correlating liquids have isomorphs. A model liquid that is not strongly correlating<sup>3</sup> is the SPC water model, where the hydrogen bonds are mimicked using Coulomb interactions and the oxygen atoms

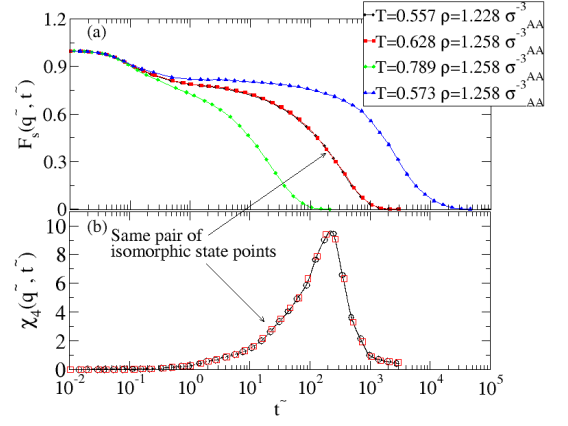


FIG. 3: (a) The self part of the intermediate scattering functions at the wavevector corresponding to the first peak of the static structure factor as function of the reduced time  $\tilde{t}$  for four state points of the KABLJ liquid. Two of the state points are isomorphous; these two state points (red and black curves) have virtually indistinguishable self part of the intermediate scattering functions. (b) The four-point dynamic susceptibility  $\chi_4(\tilde{t})$  for the two isomorphous state points of (a). This quantity, which measures the degree of dynamic heterogeneity, is predicted to be an isomorph invariant. The full curve is a cubic spline fit to the black data points.

interact via an LJ potential.<sup>63</sup> The fact that this model has near zero  $WU$  correlation reflects<sup>3</sup> the existence of water's density maximum. In order to prove that SPC water does not have isomorphs, suppose that it did. Then state points with same reduced diffusion constant would have same structure. Figure 4(a) shows the reduced diffusion constant as a function of temperature for the two sets of isochoric (i.e., same density) state points. Interpolation with a polynomial was done in order to identify the temperature where the two densities have the same reduced diffusion constant ( $T=252$  K). Figure 4(b) shows the radial distribution functions of these two state points. Clearly, SPC water has no isomorphs.

### C. Out-of-equilibrium properties: Aging

We showed by example that isomorphous state points have the same scaled static and dynamic behavior, but all properties tested so far were equilibrium properties. What happens when a strongly correlating liquid is taken out of equilibrium? To answer to this we simulated temperature/density jumps from equilibrium, i.e., instantaneous changes of these two variables to new values. All states involved in the "aging experiments" belong to the two sets of isochoric points whose self-intermediate scattering functions and radial distribution functions were plotted in Figs. 3(a) and (b).

Figure 5(a) shows the time evolution of the potential energy when a jump is made from equilibrium, bringing the KABLJ liquid to a new state point which is isomorphous to the initial state. For both state points the reduced

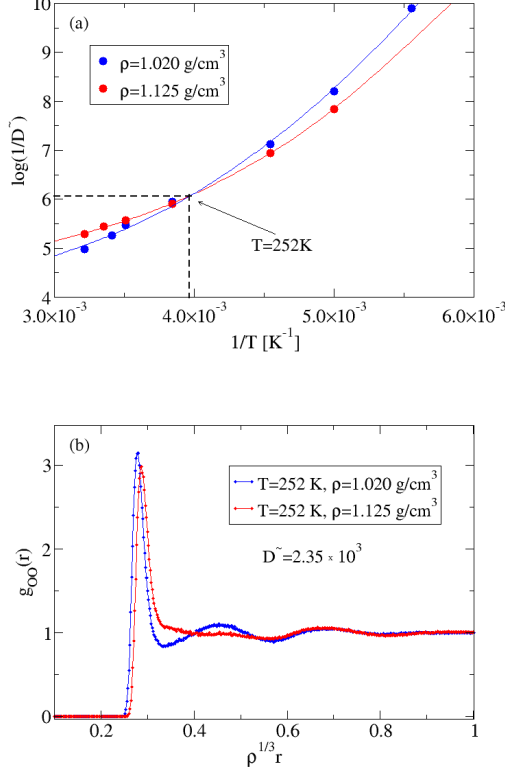


FIG. 4: (a) Reduced diffusion constants for two sets of isochoric (constant density) state points of the SPC water model, which is not strongly correlating. The data were fitted by a polynomial in order to identify the temperature where the two densities have same reduced diffusion constant ( $T=252\text{K}$ ). (b) Oxygen-oxygen radial distribution functions as functions of reduced distance for the two state points of SPC water identified in (a) that have same temperature and same reduced diffusion constant, but different density. If water had isomorphs, the two radial distribution functions would be virtually identical.

relaxation time is around 500. The jump was performed as follows: We instantaneously increased the box volume without changing particle positions (the initial overshoot is due to this) and simultaneously changed the thermostat temperature to the final temperature. There are no signs of slow relaxation after the jump. Thus the system is immediately in equilibrium, as predicted for jumps between isomorph state points (property 4a).

The horizontal (red) line in Fig. 5(b) shows the data of Fig. 5(a), now on a logarithmic scale with time shifted such that the jump ( $1 \rightarrow 2$ ) occurs at  $t = 0$ . Here it is even more clear that jumps between two isomorph state points preserve equilibrium. In contrast, the  $3 \rightarrow 2$  and  $4 \rightarrow 2$  jumps both age slowly to equilibrium, where all three initial states (1), (3), and (4) have same density. Clearly, instantaneous equilibration is a feature of jumps between isomorph points only.

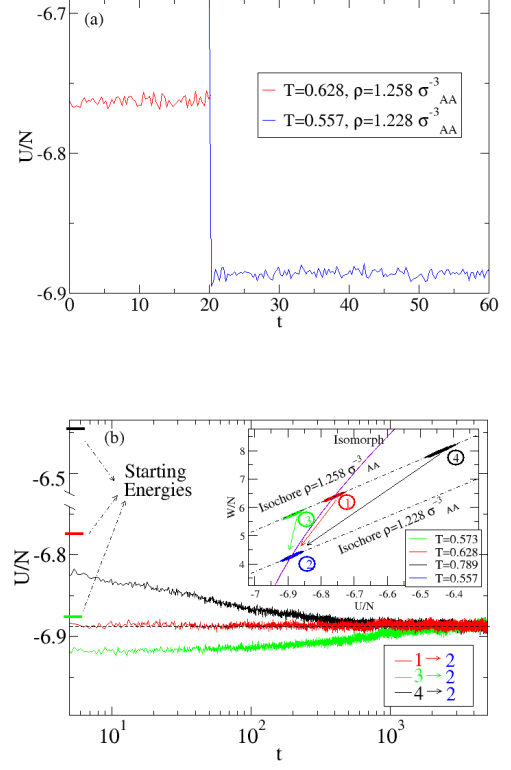


FIG. 5: (a) Results from simulating an instantaneous temperature and density jump applied to the KABLI liquid, starting from equilibrium and jumping to a state which is isomorph with the initial state. Except for the transient no relaxation is associated with the jump, showing that the system is instantaneously in equilibrium. The relaxation time of both state points is about 500 in reduced units (the two state points have same reduced relaxation time because they are isomorph). (b) Potential energy relaxation towards equilibrium for the KABLI liquid for different jumps:  $1 \rightarrow 2$ ,  $3 \rightarrow 2$ , and  $4 \rightarrow 2$  (see the inset). The  $1 \rightarrow 2$  jump is that of (a); this jump is between isomorph state points and thus predicted not to involve any relaxation after the immediate change. The two other jumps are not between isomorph state points. The results shown in (a) and (b) are averaged over ten independent simulations.

The preservation of equilibrium for jumps between isomorph state points has important consequences for generic aging experiments (Fig. 6). Consider first the inset of Fig. 6. Suppose we start in equilibrium at state (1) and change temperature and density to  $T_3$  and  $\rho_3$ . According to property 4b the observed relaxation behavior for the  $2 \rightarrow 3$  jump should be the same as that of the  $1 \rightarrow 3$  jump. The simulations confirm this prediction.

We can now also understand why the  $3 \rightarrow 2$  jump in Fig. 5(b) approaches the equilibrium potential energy from below, even though state point (3) has an average potential energy which is slightly *higher* than that of

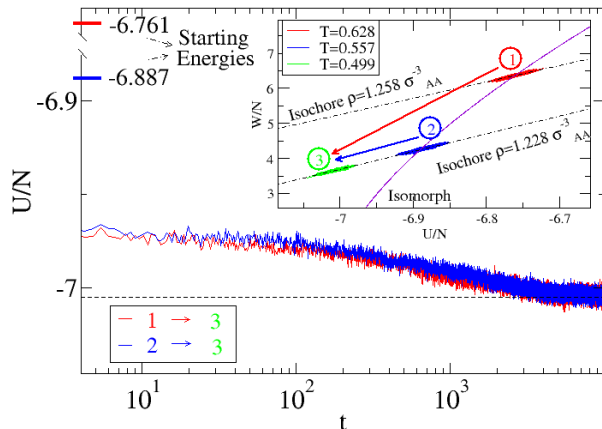


FIG. 6: Potential energy relaxation towards equilibrium for the KABLI liquid comparing the jumps  $1 \rightarrow 3$  and  $2 \rightarrow 3$  (see the inset). The two relaxations are predicted to be identical because state points (1) and (2) are isomorphic. The results shown are averaged over ten independent simulations.

state point (2), compare the inset of Fig. 5(b). This is because, whenever a jump is performed, the system first makes an instantaneous isomorphic jump to the new density. The system then relaxes from here to the final state point by moving on the isochore. Thus in Fig. 5(b), the  $3 \rightarrow 2$  jump is first an isomorphic jump to the state with correct density, and this state has lower average potential energy than state (2). Only thereafter the system relaxes towards state (2).

In most experiments, not density, but pressure is controlled. The only difference is that an instantaneous isomorphic jump goes to a new pressure, instead of to a new density, and that the subsequent relaxation follows an isobar instead of an isochore. Thus relabeling the dashed lines on the inset of Figs. 5(b) and 6 to isobars would qualitatively illustrate an experimental temperature and pressure jump.

#### IV. RELATING ISOMORPHS TO SOME TOPICS OF CURRENT LIQUID STATE THEORY AND EXPERIMENT

This section discusses some connections between the isomorph concept and current liquid state theory and experiment. No subject is treated in depth; the purpose is merely to show by example that the isomorph concept fits nicely into a number of previous findings. In most cases we demonstrate how these are *consistent* with the isomorph concept, but in a few cases a previous finding is shown to be a *consequence* of the existence of isomorphs. In all cases only properties of strongly correlating liquids are discussed.

#### A. Phenomenological melting rules

Melting is an old subject of condensed-matter physics, obviously. There has long been a good understanding of the statistical mechanics of melting via the density functional theory of Ramakrishnan and Yussouff.<sup>64</sup> Supplementing this are a number of phenomenological melting rules. Perhaps the most famous is the Lindemann criterion, according to which melting takes place when the crystal's vibrational root mean-square displacement is about 10% of the nearest-neighbor distance.<sup>65</sup> For a strongly correlating liquid the melting curve in the phase diagram must be parallel to nearby liquid and crystalline isomorphs (the isomorph concept of course applies to the crystalline phase as well as to the liquid). This is because, if an isomorph were to cross the melting curve, the Boltzmann factors favoring crystalline order would dominate one part of the isomorph and be negligible on another part, which contradicts the structure invariance. For strongly correlating liquids the invariance of the crystalline excess entropy along the melting line implies, as is easy to show, pressure invariance of the Lindemann melting criterion. Moreover, since both crystalline and liquid excess entropy are invariant along the melting curve, the melting entropy must be pressure independent.

There are other consequences of melting curves being isomorphs for strongly correlating liquids. Thus along the melting curve, slightly to the liquid side, a number of properties are predicted to be invariant for any strongly correlating liquid: the reduced viscosity, the reduced surface tension, the reduced diffusion constant, the reduced heat conductivity; in fact all isomorph invariants. There are several theoretical and experimental works pointing in these directions.<sup>66,67,68,69,70,71</sup> For instance, the reduced-coordinate static structure factor of liquid iron measured by x-ray scattering is invariant along the melting curve for pressures up to 58 GPa.<sup>72</sup> Finally, note that the Hansen-Verlet criterion,<sup>73</sup> according to which melting takes place when the liquid structure factor peak is 2.85, due to the invariance of the structure factor in reduced coordinates is also consistent with the melting curve being an isomorph.

#### B. Rosenfeld's excess entropy scaling

Rosenfeld presented in 1977 an interesting observation:<sup>74,75</sup> For a large class of model systems the reduced transport coefficients (table I) appear to be functions of the excess entropy only. He justified what is now known as his “excess-entropy scaling” by reference to variational hard-sphere thermodynamic perturbation theory.<sup>74</sup> He emphasized that excess-entropy scaling is a semi-quantitative model rather than a theory, and he occasionally referred to excess-entropy scaling as a principle of corresponding states. For any strongly correlating liquid excess-entropy scaling follows from the isomorph properties derived in Sec. II (although this

does not explain the interesting fact that the functional excess entropy dependence of transport coefficients appears to be quasiuniversal). Recent simulations of the Gaussian core model by Truskett and co-workers<sup>76</sup> provide an example where Rosenfeld’s excess-entropy scaling fails. This is not surprising, since this model due to the soft core is not expected to be strongly correlating.

A scaling procedure that is similar in spirit to Rosenfeld’s excess entropy scaling was discussed by Dzугutov in 1996.<sup>77</sup> He showed from simulation that the reduced diffusion constant follows  $\bar{D} \propto \exp(S_2/Nk_B)$  for a number of systems, where  $S_2$  is the two-particle entropy. This relation is also consistent with the isomorph concept, because both  $\bar{D}$  and  $S_2$  are isomorph invariants (properties 2b and 3e). From the isomorph viewpoint there is no reason to expect Rosenfeld’s or Dzugutov’s equations to hold for liquids that are not strongly correlating.

### C. Young and Andersen’s approximate scaling principle

In 2003 Young and Andersen conjectured an approximate scaling principle according to which two liquids have similar dynamical properties if they at two same-density state points have similar static pair-correlation functions – even if their potentials are quite different and the temperatures differ.<sup>78,79</sup> This was confirmed by simulations comparing the LJ liquid to the same system with a Weeks-Chandler-Andersen cut-off, i.e., where only the repulsive part of the potential was kept. At same density the latter system required lower temperature in order to have almost identical pair-correlation functions. When temperature was properly adjusted, however, the two liquids were shown to have similar coherent and incoherent intermediate scattering functions, as well as similar velocity and current auto-correlation functions. This confirms the proposed approximate scaling principle for the single-component LJ liquid (in contrast, Berthier and Tarjus recently showed that the WCA approximation applied to the KABLJ liquid does not reproduce this liquid’s dynamics<sup>80</sup>).

As pointed out by Young and Andersen, if not only the pair- but all higher-order correlation functions are identical for two liquids, they must have proportional NVT Boltzmann statistical weights. This suggests generalizing the isomorph concept to an equivalence relation between *different* liquids: One may define two liquids to be isomorphic if: 1) They are both strongly correlating, and 2) a pair of state points exist such that Eq. (4) is obeyed for all physically relevant configurations with the same reduced coordinates in the form generalized to two different potential energy functions,  $U_1$  and  $U_2$ . Clearly when this is obeyed, the entire system of isomorph curves of one liquid maps onto that of the other liquid, and it makes good sense to call the two liquids isomorphic.

### D. Two-order parameter maps of Debenedetti and coworkers

In a series of publications Debenedetti and collaborators studied liquid structure in terms of two simple parameters, a translational order parameter,  $t$ , and a system-dependent orientational order parameter that may be, for instance, the often used quantity  $Q_6$ .<sup>81,82,83,84,85,86</sup> The translational order parameter is defined as  $t = \int_0^{\tilde{r}_c} |g(\tilde{r}) - 1| d\tilde{r}$  where  $g(\tilde{r})$  is the reduced-coordinate pair distribution function and  $\tilde{r}_c = \rho^{1/3} r_c$  is a cut-off;  $Q_6$  is defined from sixth-order spherical harmonics involving the “bonds” to the twelve particles nearest a given particle, averaged over all particles. The general picture one finds by plotting  $t$  versus  $Q_6$  in so-called ordering maps is that for the LJ liquid and related systems there is a striking collapse, showing that “bond-orientational order and translational order are not independent for simple spherically symmetric systems at equilibrium”.<sup>85</sup> For water<sup>83,86</sup> and silica,<sup>84</sup> on the other hand, there is no such collapse; here the order parameters cover a two-dimensional region of order-parameter space. These results may be explained by reference to isomorphs: Since both order parameters are isomorph invariants, they cannot vary independently for a strongly correlating liquid. Water and silica, on the other hand are not strongly correlating<sup>3</sup>, so there is no reason to expect their two order parameters to follow each other.

### E. Viscous liquid dynamics

The dynamics of viscous liquids is a long-time focus of our research at the DNRF “Glass and Time” center, and the class of strongly correlating liquids was identified in efforts to understand the properties of single-parameter viscous liquids.<sup>1,22,23</sup> We show below that the isomorph concept throws new light on well-known facts and puzzles of the research field “viscous liquids and the glass transition”.

1) *Cause of the non-Arrhenius relaxation time: The “isomorph filter”.* A major puzzle concerning viscous liquids approaching the glass transition is the origin of the non-Arrhenius temperature dependence of their average relaxation time  $\tau$ .<sup>10,12,13,14,15,16,17,18,19,20,21</sup> In many cases the relaxation-time increase is truly dramatic, with a factor of ten or more slowing down if temperature is decreased by just 1%. There are several models for this. Although it is not obvious that any simple universal model exists, most workers in the field assumes this to be the case. Any universal model must apply to strongly correlating liquids, of course. This implies a criterion that we refer to as the isomorph filter. The idea is the following. Since the reduced average relaxation time is an isomorph invariant, this quantity can only be controlled by a quantity that is also an isomorph invariant. All theories relate  $\ln \tau$  to some quantity. For any viscous liquid  $\ln \tau \cong \ln \tilde{\tau}$ , because the temperature varia-

tion of the average relaxation time dominates completely over the normalization factor's  $\sqrt{T}$  temperature dependence. Thus the average relaxation time must be controlled by an isomorph invariant. We consider just a few models as examples: Famous phenomenological models are the Adam-Gibbs entropy model and the free-volume model(s).<sup>10,12,13,14,15,16,17,18,19,20,21,87,88,89</sup> According to the Adam-Gibbs model the relaxation time  $\tau$  varies as  $\ln \tau \propto 1/T S_{\text{conf}}(\rho, T)$ , where  $S_{\text{conf}}(\rho, T)$  is the configurational entropy discussed in connection with isomorph property 1b. Since  $\tilde{\tau}$  and  $S_{\text{conf}}(\rho, T)$  are both invariant along an isomorph, due the extra factor  $T$  the Adam-Gibbs model's prediction is inconsistent with the isomorph predictions. This means that the Adam-Gibbs model cannot apply for strongly correlating liquids (i.e., van der Waals liquids and metallic liquids). It should be noted, though, that for very fragile liquids the temperature dependence of  $S_{\text{conf}}(\rho, T)$  dominates over the  $T$  factor in the Adam-Gibbs expression;<sup>48</sup> for these liquids the model may work fairly well. Another possibility is that  $S_{\text{conf}}(\rho, T)$  alone controls the relaxation time. Interestingly, this was suggested by Bestul and Chang in a paper<sup>90</sup> preceding Adam-Gibbs by one year, which showed data consistent with a universal value of the excess entropy at the glass transition for several liquids. Much more recently, Truskett and collaborators<sup>91</sup> suggested that the excess entropy controls the relaxation time in the spirit of Rosenfeld scaling;<sup>74,75</sup> this is also consistent with isomorph invariance. The free-volume model of Cohen and Grest predicts that  $\ln \tau \propto 1/v_f(\rho, T)$  where  $v_f(\rho, T)$  is the free volume. As it stands, this model does not survive the isomorph filter because the proportionality constant is state-point independent and  $v_f(\rho, T)$  is not isomorph invariant. If one imagines  $v_f$  to be a geometrically determined quantity measured in units of  $1/\rho$ , however, it *is* invariant along an isomorph. Thus, while  $v_f(\rho, T)$  cannot determine the relaxation time, the quantity  $v_f(\rho, T)\rho$  can possibly. The shoving model<sup>21,92</sup> predicts that  $\ln \tau \propto G_{\infty}(\rho, T)V_c/k_B T$ , where  $V_c$  is a characteristic volume which in experiments is of order the molecular volume. This model, which is one of several related “elastic” models,<sup>21</sup> is also consistent with the existence of isomorphs if  $V_c$  is geometrically determined: In this case  $V_c \propto 1/\rho$  and, because  $G_{\infty}(\rho, T)/T\rho$  is an isomorph invariant (property 3f), this implies that  $G_{\infty}(\rho, T)V_c/k_B T$  is isomorph invariant. The vibrational mean-square displacement version of the elastic models,  $\ln \tau \propto a^2/\langle x^2 \rangle$ , is not isomorph invariant if  $a$  is assumed to be independent of density,<sup>93</sup> but it does survive the isomorph filter if the reasonable assumption is made<sup>94</sup> that  $a \propto \rho^{-1/3}$ . As a final example, recall that the entropic barrier hopping theory of Schweizer and coworkers<sup>95</sup> in a certain limit predicts that  $\ln \tau \propto d^2 \langle F^2 \rangle / (k_B T)^2$  where  $d$  is an effective hard sphere diameter and  $\langle F^2 \rangle$  the short-time-averaged single-particle mean-square force. This expression is not isomorph invariant, but the modest modification obtained by replacing  $d$  by  $\rho^{-1/3}$  leads to an isomorph invariant expression, as is easily shown by

use of Eq. (9).

2) *Isochronal superposition.* Building on earlier works by Roland *et al.*,<sup>96</sup> in 2005 Ngai, Casalini, Capaccioli, Paluch, and Roland published a paper entitled “Do theories of the glass transition, in which the structural relaxation time does not define the dispersion of the structural relaxation, need revision?”<sup>97</sup> The authors showed here that for many viscous liquids and polymeric systems the average relaxation time determines the shape of the dielectric loss peak. Thus whether the average relaxation time is increased by lowering temperature or by increasing pressure, the effect is the same on the relaxation time distribution as monitored via the dielectric loss. This result, which we for brevity refer to as “isochronal superposition”, was puzzling at the time (at least to us). Isochronal superposition now appears as a consequence of the existence and properties of isomorphs: Any strongly correlating liquid must obey isochronal superposition because, according to properties 3c and 3d, both the average relaxation time and the dielectric spectrum are isomorph invariants (when given in reduced units, but as mentioned their use makes little difference for viscous liquids). Thus whether temperature is lowered or pressure is increased (or a combination thereof) to bring the liquid to state points with the same average relaxation time, all such state points are isomorphic. Consequently, they exhibit the same relaxation spectra for quantities probed by linear response experiments. Hydrogen-bonding liquids were quoted explicitly in Ref. 97 as exceptions to isochronal superposition; this is consistent with the fact that these liquids are not strongly correlating.<sup>4</sup>

3) *How many parameters are required for describing a viscous liquid?* In the old days of glass science it was actively debated whether one or more “order parameters” are required to describe glass structure and the glass transition. We here write “order parameters” in quotation marks in order to emphasize that this term has a somewhat different use in traditional glass science than in the theory of critical phenomena. The original considerations of Prigogine, Defay, Davies, and Jones, and others, referred to the glass transition as a second-order phase transition in the Ehrenfest sense.<sup>98,99</sup> It was recently shown that strongly correlating liquids are precisely the liquids that to a good approximation may be regarded as single-order-parameter liquids;<sup>1,22</sup> a review of the connection was given in Ref. 23. Strongly correlating liquids have isomorphs, so it should be possible to link isomorphs directly to the single-order-parameter scenario. Indeed, by labelling the collection of isomorphic curves in the phase diagram with a continuously varying real number throughout the phase diagram, a formal single-order-parameter description is arrived at. This suggests a generic way of defining the single-order-parameter scenario that is implicit in the old works. The isomorph label is not unique, obviously; it may be chosen as any property that is isomorph invariant, for instance  $c_V$ .

## F. Some further potential isomorph connections

1) In 1989 Baranya and Evans<sup>50</sup> reported from simulations that the excess entropy of the LJ liquid to a good approximation equals the two-particle entropy  $S_2$  plus a constant. This is consistent with the existence of isomorphs, because on an isomorph both  $S_2$  and  $S_{\text{ex}}$  are invariant. That is, because the LJ liquid is strongly correlating, if for instance  $S_{\text{ex}}$  were an isomorph invariant but  $S_2$  were not, the Baranya-Evans finding could not be correct.

2) Saija, Prestipino, and Giaquinta in 2001 showed by simulations of both the Yukawa and the LJ liquids that the scaled radial distribution functions are identical for states where the excess entropy equals the two-particle entropy.<sup>100</sup> This is consistent with the fact that these liquids are both strongly correlating: Scaled radial distribution function, excess entropy, and two-particle entropy are all isomorph invariants.

3) The basic idea of mode-coupling theory – that statics determines the dynamics – is consistent with the existence of isomorphs: For any strongly correlating liquid one expects that, if two state points have the same reduced pair-correlation functions, they are isomorphic. This means that they have the same (reduced) dynamics, so in this sense the pair correlation function “determines” the dynamics. From this perspective there is no reason for this to apply for liquids that are not strongly correlating; thus mode-coupling theory should work best for strongly correlating liquids.

4) Recently, Roland briefly reviewed characteristic times and their invariance to thermodynamic conditions from a general point of view, including also systems that are not liquids.<sup>101</sup> He showed that quite different transitions in systems with slow relaxations – onset of activated dynamics, dynamic crossover in viscous liquids and polymers, order-disorder transitions in liquid crystals, vitrification – at varying temperature and pressure all take place at state points with the same value of the relaxation time. The conclusion is that<sup>101</sup> “the control parameter driving these transitions has the same functional dependence on  $T$ ,  $p$ , and  $V$  as the relaxation time.” This follows from the existence of isomorphs (although we can only explain this observation for strongly correlating liquids and solids).

5) The concept of hidden scale invariance may have further implications beyond liquid state theory. Thus recently Procaccia and collaborators studied by simulation plastic flow of amorphous solids in the athermal limit.<sup>102</sup> For two-dimensional solids composed of multi-disperse particles with the interaction length taken from a Gaussian distribution they showed that stress-strain curves at different densities collapse to a master curve. This happens when stress is scaled by  $\rho^\nu$ , where  $\nu$  is 5.87 when the repulsive part of the potential can be fitted by the IPL term  $r^{-10}$ . The number 5.87 is not far from the 5 predicted by the two-dimensional exponent  $\gamma = n/2$  for IPL potentials.

## V. CONCLUDING REMARKS

This paper introduces the concept of isomorphic curves in the state diagram. The existence of isomorphs reflects a strongly correlating liquid’s hidden scale invariance, and the class of strongly correlating liquids is identical to the class of liquids with isomorphs (Appendix). Isomorphs may be labelled by any of these invariants, for instance by  $c_V$ . The isomorph concept, in fact, may be justified by starting from the concept of an “order parameter” labelling curves in the state diagram of same physical properties: Suppose a liquid is described by a single “order parameter” in the sense that several properties of the liquid are determined by the value of the “order parameter”. In this case one may draw curves in the state diagram along which these properties are all invariant. If one asks how it is that several properties could possibly correlate in this way, the simplest answer is that for any two state points on a constant “order parameter” curve, the canonical probabilities are proportional for microscopic configurations that somehow correspond to each other – and the simplest possibility is that the “corresponding” configurations are those that trivially scale into one another. This is nothing but the isomorph definition. Thus the isomorph concept may be arrived at by postulating that single-order-parameter liquids exist and inquiring into their properties.

All isomorph invariants apply to IPL liquids. But as emphasized repeatedly, the converse is not true: Not all properties that are invariant for an IPL liquid along states obeying  $\rho^{n/3}/T = \text{Const.}$  generalize to become isomorph invariants. The exceptions from approximate IPL behavior come from the fact that the constant  $C_{12}$  of Eq. (4) generally differs from unity. Only IPL invariants that are independent of the identity  $C_{12} = 1$ , which characterizes IPL liquids, generalize to the class of strongly correlating liquids.

The present and previous papers on strongly correlating liquids show that this class of liquids is simpler than liquids in general. This is consistent with the general understanding among liquid-state specialists for many years, according to which non-associated liquids are generally simpler than associated ones. The virial / potential energy correlation coefficient  $R$  provides a quantitative criterion for distinguishing simple liquids from the more complex – and admittedly often more spectacular – liquids that are not strongly correlating.

## Acknowledgments

In writing this paper we benefitted from discussions with from Hans Andersen, Austen Angell, Simone Capaccioli, Daniele Coslovich, Pablo Debenedetti, Gregor Diezemann, Jack Douglas, Sharon Glotzer, Andreas Heuer, Claudio Maggi, Valeria Molinero, Itamar Procaccia, Mike Roland, Ken Schweizer, Francesco Sciortino, Thomas Truskett, as well as in Roskilde with

Morten Andersen, Ditte Gundermann, Kristine Niss, Søren Toxværd, and Frank Vinther. This work was supported by a grant from the Danish National Research Foundation (DNRF) for funding the centre for viscous liquid dynamics “Glass and Time.”

## APPENDIX A: EQUIVALENCE OF THREE CONDITIONS

This Appendix proves that the following three conditions are equivalent for any liquid:

- (a) The liquid is strongly correlating.
- (b) The liquid has isomorphs.
- (c) The liquid has curves in the state diagram along which the reduced-coordinate constant potential energy hypersurface is invariant.

Only true IPL liquids obey these conditions rigorously (i.e., with 100% correlation in (a)), and the equivalences may be stated more accurately as follows: A liquid is strongly correlating if and only if it has isomorphs to a good approximation, which happens if and only if the liquid has curves in the state diagram along which the reduced-coordinate constant potential energy hypersurface is almost invariant. It is instructive to prove all six implications, although logically  $(a) \Rightarrow (b) \Rightarrow (c) \Rightarrow (a)$  would suffice.

Before proving the equivalences we note a few facts. If  $\delta$  denotes the variation between two infinitesimally close microscopic configurations with same reduced coordinates, we first show that

$$\delta U = (d \ln \rho) W. \quad (\text{A1})$$

For two infinitesimally close configurations with the same reduced coordinates ( $\tilde{\mathbf{r}}_i \equiv \rho^{1/3} \mathbf{r}_i$ ) one has  $0 = \delta \tilde{\mathbf{r}}_i = (\rho^{-2/3}/3)(d\rho) \mathbf{r}_i + \rho^{1/3} \delta \mathbf{r}_i$ , i.e.,  $\delta \mathbf{r}_i = -(1/3)(d \ln \rho) \mathbf{r}_i$ . The change of potential energy between the two configurations is given by  $\delta U = \sum_i \delta \mathbf{r}_i \cdot \nabla_{\mathbf{r}_i} U$ , which via the definition of the virial,  $W \equiv -1/3 \sum_i \mathbf{r}_i \cdot \nabla_{\mathbf{r}_i} U$ , leads to Eq. (A1). We note further the following identity

$$\delta \left( \frac{U}{T} \right) = \frac{(d \ln \rho) W - (d \ln T) U}{T}. \quad (\text{A2})$$

This follows by differentiation and subsequent use of Eq. (A1). Finally, note that the infinitesimal version of the isomorph condition Eq. (4) is

$$\delta \left( \frac{U}{T} \right) = \text{Const.} \quad (\text{A3})$$

At any given state point  $Q$ , if the average potential energy is  $\langle U \rangle_Q$ , we define the constant potential energy hypersurface  $\Omega$  as the subset of  $R^{3N}$  given by

$$\Omega = \{(\mathbf{r}_1, \dots, \mathbf{r}_N) \in R^{3N} \mid U(\mathbf{r}_1, \dots, \mathbf{r}_N) = \langle U \rangle_Q\}. \quad (\text{A4})$$

The corresponding reduced-coordinate constant potential energy hypersurface  $\tilde{\Omega}$  is given by

$$\tilde{\Omega} = \{(\tilde{\mathbf{r}}_1, \dots, \tilde{\mathbf{r}}_N) \in R^{3N} \mid U(\rho^{-1/3} \tilde{\mathbf{r}}_1, \dots, \rho^{-1/3} \tilde{\mathbf{r}}_N) = \langle U \rangle_Q\}. \quad (\text{A5})$$

*Proof that (a)  $\Leftrightarrow$  (b):* A strongly correlating liquid has (near) proportionality between virial and potential energy fluctuations,  $\Delta W = \gamma \Delta U$ . Thus at any given state point  $W = \gamma U + C$  to a good approximation for the physically relevant configurations. If density and temperature are changed infinitesimally such that  $d \ln T = \gamma d \ln \rho$ , Eq. (A2) implies that  $\delta(U/T) = \text{Const.}$ , which is the isomorph condition Eq. (A3). Suppose conversely that a liquid has isomorphs, and let  $\Delta$  denote the difference between two arbitrary, physically relevant configurations at the state point in question. Then Eq. (A3) implies  $\Delta \delta(U/T) = 0$  where  $\delta$  (as usual) refers to changes from one configuration to another infinitesimally close by with the same reduced coordinates. Via Eq. (A2) this implies  $(d \ln \rho) \Delta W = (d \ln T) \Delta U$ , i.e., the liquid is strongly correlating with  $\gamma = d \ln T / d \ln \rho$ .

*Proof that (a)  $\Leftrightarrow$  (c):* For a strongly correlating liquid  $\Delta W \propto \Delta U$  for fluctuations between physically relevant configurations at any given state point. This implies that the hypersurfaces of constant virial and constant potential energy coincide. In particular,  $W$  is constant on the state point's constant potential energy hypersurface  $\Omega$ . Accordingly, if density is changed infinitesimally, the change in potential energy between microscopic configurations with the same reduced coordinates is the same for all configurations on  $\Omega$  (Eq. (A1)). Thus a new hypersurface of constant potential energy is arrived at by slightly scaling  $\Omega$ ; by adjusting temperature the new hypersurface is where the potential energy equals the average potential energy. Finally we note that the new and old hypersurfaces by construction have same reduced coordinates, thus the two state points have the same  $\tilde{\Omega}$ . Suppose conversely that two infinitesimally close state points have the same  $\tilde{\Omega}$ . All points on the two constant potential energy hypersurfaces differ by the same potential energy, which via Eq. (A1) implies that  $W$  must be constant on each hypersurface. In other words,  $W$  is constant on surfaces where  $U$  is. This implies 100% correlation between  $W$  and  $U$ . For large systems the fluctuations are small and a first order Taylor expansion of the  $WU$  relationship leads to a linear relationship and 100% correlation between  $W$  and  $U$ .

*Proof that (b)  $\Leftrightarrow$  (c):* Suppose a liquid has isomorphs. For a state point  $Q$  on an isomorph  $I$  one concludes from Eq. (9) that  $\langle U \rangle_Q = T \langle f_I \rangle + g(Q)$ , where the average  $\langle f_I \rangle$  by Eq. (8) is independent of  $Q$ . Consequently,  $\tilde{\Omega} = \{(\tilde{\mathbf{r}}_1, \dots, \tilde{\mathbf{r}}_N) \in R^{3N} \mid T f_I(\tilde{\mathbf{r}}_1, \dots, \tilde{\mathbf{r}}_N) + g(Q) = T \langle f_I \rangle + g(Q)\} = \{(\tilde{\mathbf{r}}_1, \dots, \tilde{\mathbf{r}}_N) \in R^{3N} \mid f_I(\tilde{\mathbf{r}}_1, \dots, \tilde{\mathbf{r}}_N) = \langle f_I \rangle\}$  is invariant along the isomorph. Suppose conversely that

two state points have the same  $\tilde{\Omega}$ . For these state points microcanonical averages are identical for all quantities that may be expressed as functions of the reduced coordinates. By the equivalence of the microcanonical and the canonical ensemble, for the two state points in question canonical ensemble averages are likewise identical for

all quantities that are functions of reduced coordinates. This can only be so if there is identity of the normalized canonical probability factors of any two physically relevant microscopic configurations of the two state points with the same reduced coordinates. This is another way of stating that the two state points are isomorphic.

- <sup>1</sup> U. R. Pedersen, N. P. Bailey, T. B. Schröder, and J. C. Dyre, Phys. Rev. Lett. **100**, 015701 (2008).
- <sup>2</sup> U. R. Pedersen, T. Christensen, T. B. Schröder, and J. C. Dyre, Phys. Rev. E **77**, 011201 (2008).
- <sup>3</sup> N. P. Bailey, U. R. Pedersen, N. Gnan, T. B. Schröder, and J. C. Dyre, J. Chem. Phys. **129**, 184507 (2008) [Paper I].
- <sup>4</sup> N. P. Bailey, U. R. Pedersen, N. Gnan, T. B. Schröder, and J. C. Dyre, J. Chem. Phys. **129**, 184508 (2008) [Paper II].
- <sup>5</sup> T. B. Schröder, N. P. Bailey, U. R. Pedersen, N. Gnan, and J. C. Dyre, J. Chem. Phys., resubmitted [A09.05.0312] (2009) [Paper III].
- <sup>6</sup> D. Coslovich and C. M. Roland, J. Phys. Chem. B **112**, 1329 (2008).
- <sup>7</sup> T. B. Schröder, U. R. Pedersen, N. P. Bailey, S. Toxvaerd, and J. C. Dyre, Phys. Rev. E, in press (2009).
- <sup>8</sup> M. P. Allen and D. J. Tildesley, *Computer Simulation of Liquids* (Oxford Science Publications, Oxford, 1987).
- <sup>9</sup> D. Coslovich and C. M. Roland, J. Chem. Phys. **130**, 014508 (2009).
- <sup>10</sup> W. Kauzmann, Chem. Rev. **43**, 219 (1948).
- <sup>11</sup> G. Harrison, *The Dynamic Properties of Supercooled Liquids* (Academic, New York, 1976).
- <sup>12</sup> S. Brawer, *Relaxation in Viscous Liquids and Glasses* (American Ceramic Society, Columbus, OH, 1985).
- <sup>13</sup> I. Gutzow and J. Schmelzer, *The Vitreous State: Thermodynamics, Structure, Rheology, and Crystallization* (Springer, Berlin, 1995).
- <sup>14</sup> M. D. Ediger, C. A. Angell, and S. R. Nagel, J. Phys. Chem. **100**, 13200 (1996).
- <sup>15</sup> R. V. Chamberlin, Phase Transitions **65**, 169 (1998).
- <sup>16</sup> C. A. Angell, K. L. Ngai, G. B. McKenna, P. F. McMillan, and S. W. Martin, J. Appl. Phys. **88**, 3113 (2000).
- <sup>17</sup> C. Alba-Simionesco, C. R. Acad. Sci. Paris (Ser. IV) **2**, 203 (2001).
- <sup>18</sup> P. G. Debenedetti and F. H. Stillinger, Nature **410**, 259 (2001).
- <sup>19</sup> K. Binder and W. Kob, *Glassy Materials and Disordered Solids: An Introduction to their Statistical Mechanics* (World Scientific, Singapore, 2005).
- <sup>20</sup> F. Sciortino, J. Stat. Mech. P05015 (2005).
- <sup>21</sup> J. C. Dyre, Rev. Mod. Phys. **78**, 953 (2006).
- <sup>22</sup> N. L. Ellegaard, T. Christensen, P. V. Christensen, N. B. Olsen, U. R. Pedersen, T. B. Schröder, and J. C. Dyre, J. Chem. Phys. **126**, 074502 (2007).
- <sup>23</sup> N. P. Bailey, T. Christensen, B. Jakobsen, K. Niss, N. B. Olsen, U. R. Pedersen, T. B. Schröder, and J. C. Dyre, J. Phys.: Condens. Matter **20**, 244113 (2008).
- <sup>24</sup> T. Christensen and J. C. Dyre, Phys. Rev. E **78**, 021501 (2008).
- <sup>25</sup> A. Tölle, Rep. Prog. Phys. **64**, 1473 (2001).
- <sup>26</sup> C. Dreyfus, A. Aouadi, J. Gapinski, M. Matos-Lopes, W. Steffen, A. Patkowski, R. M. Pick, Phys. Rev. E **68**, 011204 (2003).
- <sup>27</sup> C. Alba-Simionesco, A. Cailliaux, A. Alegria, and G. Tarjus, Europhys. Lett. **68**, 58 (2004).
- <sup>28</sup> R. Casalini and C. M. Roland, Phys. Rev. E **69**, 062501 (2004).
- <sup>29</sup> C. M. Roland, S. Hensel-Bielowka, M. Paluch, and R. Casalini, Rep. Prog. Phys. **68**, 1405 (2005).
- <sup>30</sup> U. R. Pedersen, G. H. Peters, T. B. Schröder, and J. C. Dyre, arXiv:0811.3317 (2008).
- <sup>31</sup> W. G. Hoover, R. Grover, and D. A. Young, J. Chem. Phys. **56**, 2207 (1972).
- <sup>32</sup> Y. Hiwatari, H. Matsuda, T. Ogawa, N. Ogita, and A. Ueda, Prog. Theor. Phys. **52**, 1105 (1974).
- <sup>33</sup> L. V. Woodcock, Phys. Rev. Lett. **54**, 1513 (1985).
- <sup>34</sup> J. L. Barrat, J. P. Hansen, G. Pastore, E. M. Waisman, J. Chem. Phys. **86**, 6360 (1987).
- <sup>35</sup> P. G. Debenedetti, F. H. Stillinger, T. M. Truskett, and C. J. Roberts, J. Phys. Chem. **103**, 7390 (1999).
- <sup>36</sup> E. La Nave, F. Sciortino, P. Tartaglia, M. S. Shell, and P. G. Debenedetti, Phys. Rev. E **68**, 032103 (2003).
- <sup>37</sup> R. J. Speedy, J. Phys.: Condens. Matter **15**, S1243 (2003).
- <sup>38</sup> M. S. Shell, P. G. Debenedetti, E. La Nave, and F. Sciortino, J. Chem. Phys. **118**, 8821 (2003).
- <sup>39</sup> G. Rickayzen and D. M. Heyes, Phys. Rev. E **71**, 061204 (2005).
- <sup>40</sup> A. C. Branka and D. M. Heyes, Phys. Rev. E **74**, 031202 (2006).
- <sup>41</sup> R. Casalini, U. Mohanty, and C. M. Roland, J. Chem. Phys. **125**, 014505 (2006).
- <sup>42</sup> D. M. Heyes and A. C. Branka, Phys. Chem. Chem. Phys. **9**, 5570 (2007).
- <sup>43</sup> D. Ben-Amotz and G. J. Stell, J. Chem. Phys. **119**, 10777 (2003).
- <sup>44</sup> L. D. Landau and E. M. Lifshitz, *Statistical Physics, Part I* (Pergamon Press, London, 1980).
- <sup>45</sup> D. Chandler, *Introduction to Modern Statistical Mechanics* (Oxford University Press, 1987).
- <sup>46</sup> L. E. Reichl, *A Modern Course in Statistical Physics* (Wiley, New York, 1998), 2nd ed..
- <sup>47</sup> J. P. Hansen and J.R. McDonald, *Theory of Simple Liquids*, 3rd edition, (Academic, New York, 2005).
- <sup>48</sup> G. Adam and J. H. Gibbs, J. Chem. Phys. **43**, 139 (1965).
- <sup>49</sup> R. E. Nettleton and M. S. Green, J. Chem. Phys. **29**, 1365 (1958).
- <sup>50</sup> A. Baranyai and D. J. Evans, Phys. Rev. A **40**, 3817 (1989).
- <sup>51</sup> S. Nosé, Mol. Phys. **52**, 255 (1984).
- <sup>52</sup> W. G. Hoover, Phys. Rev. A **31**, 1695 (1985).
- <sup>53</sup> H. Risken, *The Fokker-Planck Equation*, 2nd. Ed. (Springer, Berlin, 1989).
- <sup>54</sup> R. Zwanzig and R. D. Mountain, J. Chem. Phys. **43**, 4464 (1965).

- <sup>55</sup> J. E. Lennard-Jones, Proc. Phys. Soc. London **43**, 461 (1931).
- <sup>56</sup> W. Kob and H. C. Andersen, Phys. Rev. Lett. **73**, 1376 (1994).
- <sup>57</sup> H. J. C. Berendsen, D. van der Spoel, and R. van Drunen, Comp. Phys. Comm. **91**, 43 (1995).
- <sup>58</sup> E. Lindahl, B. Hess, and D. van der Spoel, J. Mol. Mod. **7**, 306 (2001).
- <sup>59</sup> S. Toxvaerd, U. R. Pedersen, T. B. Schröder, and J. C. Dyre, J. Chem. Phys. **130**, 224501 (2009).
- <sup>60</sup> A. Heuer, J. Phys.: Condens. Matter **20**, 373101 (2008).
- <sup>61</sup> C. Toninelli, M. Wyart, L. Berthier, G. Biroli, and J.-P. Bouchaud, Phys. Rev. E **71**, 041505 (2005).
- <sup>62</sup> D. Coslovich and C. M. Roland, arXiv:0908.2396 (2009).
- <sup>63</sup> H. J. C. Berendsen, J. R. Grigera, and T. P. Straatsma, J. Phys. Chem. **91**, 6269 (1987).
- <sup>64</sup> T. V. Ramakrishnan and M. Yussouff, Phys. Rev. B **19**, 2775 (1979).
- <sup>65</sup> J. J. Gilvarry, Phys. Rev. **102**, 308 (1956); *ibid.* **102**, 317 (1956); **102**, 325 (1956).
- <sup>66</sup> W. G. Hoover and M. Ross, Contemp. Phys. **12**, 339 (1971).
- <sup>67</sup> Y. Rosenfeld, J. Chem. Phys. **63**, 2769 (1975).
- <sup>68</sup> S. M. Stishov, Sov. Phys. Usp. **17**, 625 (1975).
- <sup>69</sup> J. P. Poirier, Geophys. J. **92**, 99 (1988).
- <sup>70</sup> M. D. Rutter, R. A. Secco, H. Liu, T. Uchida, M. L. Rivers, S. R. Sutton, and Y. B. Wang, Phys. Rev. B **66**, 060102 (2002).
- <sup>71</sup> R. M. Digilov, Physica B **352**, 53 (2004).
- <sup>72</sup> G. Shen, V. B. Prakapenka, M. L. Rivers, and S. R. Sutton, Phys. Rev. Lett. **92**, 185701 (2004).
- <sup>73</sup> J.-P. Hansen and L. Verlet, Phys. Rev. **184**, 151 (1969).
- <sup>74</sup> Y. Rosenfeld, Phys. Rev. A **15**, 2545 (1977).
- <sup>75</sup> Y. Rosenfeld, J. Phys.: Condens. Matter **11**, 5415 (1999).
- <sup>76</sup> W. P. Krenkelberg, T. Kumar, J. Mittal, J. R. Errington, and T. M. Truskett, Phys. Rev. E **79**, 031203 (2009).
- <sup>77</sup> M. Dzugutov, Nature **381** (6578), 137 (1996).
- <sup>78</sup> T. Young and H. C. Andersen, J. Chem. Phys. **118**, 3447 (2003).
- <sup>79</sup> T. Young and H. C. Andersen, J. Phys. Chem. B **109**, 2985 (2005).
- <sup>80</sup> L. Berthier and G. Tarjus, arXiv:0907.2343 (2009).
- <sup>81</sup> S. Torquato, T. M. Truskett, and P. G. Debenedetti, Phys. Rev. Lett. **84**, 2064 (2000).
- <sup>82</sup> T. M. Truskett, S. Torquato, and P. G. Debenedetti, Phys. Rev. E **62**, 993 (2000).
- <sup>83</sup> J. R. Errington and P. G. Debenedetti, Nature **409**, 318 (2001).
- <sup>84</sup> M. S. Shell, P. G. Debenedetti, and A. Z. Panagiotopoulos, Phys. Rev. E **66**, 011202 (2002).
- <sup>85</sup> J. R. Errington, P. G. Debenedetti, and S. Torquato, J. Chem. Phys. **118**, 2256 (2003).
- <sup>86</sup> N. Giovambattista, P. G. Debenedetti, F. Sciortino, and H. E. Stanley, Phys. Rev. E **71**, 061505 (2005).
- <sup>87</sup> G. W. Scherer, *Relaxation in Glass and Composites* (Wiley, New York, 1986).
- <sup>88</sup> I. M. Hodge, J. Non-Cryst. Solids **169**, 211 (1994).
- <sup>89</sup> I. Avramov, Thermochim. Acta **280**, 363 (1996).
- <sup>90</sup> A. B. Bestul and S. S. Chang, J. Chem. Phys. **40**, 3731 (1964).
- <sup>91</sup> J. Mittal, J. R. Errington, and T. M. Truskett, J. Chem. Phys. **125**, 076102 (2006).
- <sup>92</sup> J. C. Dyre, N. B. Olsen, and T. Christensen, Phys. Rev. B **53**, 2171 (1996).
- <sup>93</sup> L. Larini, A. Ottochian, C. De Michele, and D. Leporini, Nature Physics **4**, 42 (2008).
- <sup>94</sup> K. Niss, C. Dalle-Ferrier, B. Frick, D. Russo, J. C. Dyre, and C. Alba-Simionesco, arXiv:0908.2046 (2009).
- <sup>95</sup> K. S. Schweizer and G. Yatsenko, J. Chem. Phys. **127**, 164505 (2007); M. Tripathy and K. S. Schweizer, J. Chem. Phys. **130**, 244907 (2009).
- <sup>96</sup> C. M. Roland, R. Casalini, and M. Paluch, Chem. Phys. Lett. **367**, 259 (2003).
- <sup>97</sup> K. L. Ngai, R. Casalini, S. Capaccioli, M. Paluch, and C. M. Roland, J. Phys. Chem. B **109**, 17356 (2005).
- <sup>98</sup> I. Prigogine and R. Defay, *Chemical Thermodynamics* (London, Longman, 1954).
- <sup>99</sup> R. O. Davies and G. O. Jones, Proc. Roy. Soc. **217**, 26 (1952); Adv. Phys. **2**, 370 (1953).
- <sup>100</sup> F. Saija, S. Prestipino, and P. V. Giaquinta, J. Chem. Phys. **115**, 7586 (2001).
- <sup>101</sup> C. M. Roland, Soft Matter **4**, 2316 (2008).
- <sup>102</sup> E. Lerner, I. Procaccia, E. S. C. Ching, H. G. E. Hentschel, Phys. Rev. B **79**, 180203 (2009).
- <sup>103</sup> Potentials consisting of IPL interactions plus an explicit function of volume also have exact isomorphs. Such volume-dependent terms are sometimes used in models of metals, though generally not in conjunction with IPL pair potentials.