

# Influence of AGN jets on the magnetised ICM

Yohan Dubois,<sup>1\*</sup> Julien Devriendt,<sup>1</sup> Adrianne Slyz<sup>1</sup> and Joseph Silk<sup>1</sup>

<sup>1</sup>*Astrophysics, University of Oxford, Denys Wilkinson Building, Keble Road, Oxford, OX1 3RH, United Kingdom*

Released 2009 Xxxxx XX

## ABSTRACT

Galaxy clusters are the largest structures for which there is observational evidence of a magnetised medium. Central cores seem to host strong magnetic fields ranging from a few  $0.1\ \mu\text{G}$  up to several  $10\ \mu\text{G}$  in cooling flow clusters. Numerous clusters harbor central powerful AGN which are thought to prevent cooling flows in some clusters. The influence of such feedback on the magnetic field remains unclear: does the AGN-induced turbulence compensate the loss of magnetic amplification within a cool core? And how is this turbulence sustained over several Gyr? Using high resolution magneto-hydrodynamical simulations of the self-regulation of a radiative cooling cluster, we study for the first time the evolution of the magnetic field within the central core in the presence of a powerful AGN jet. It appears that the jet-induced turbulence strongly amplifies the magnetic amplitude in the core beyond the degree to which it would be amplified by pure compression in the gravitational field of the cluster. The AGN produces a non-cooling core and increases the magnetic field amplitude in good agreement with  $\mu\text{G}$  field observations.

**Key words:** galaxies: clusters: general – galaxies: cooling flows – galaxies: jets – galaxies: magnetic fields – methods: numerical

## 1 INTRODUCTION

There is increasing evidence for the strong magnetization of the hot plasma of the intra-cluster medium (ICM, see the review of Govoni & Feretti 2004), the largest scale magnetic field that has been constrained. But the evolution and the origin of cosmological magnetic fields remain open questions. Cosmological magnetic fields could have a primordial origin or could be propagated by galactic winds emerging from galaxies with strong dynamos. The lack of observational information on the magnetisation of the inter-galactic medium keeps us from answering these questions.

Hopefully, numerical simulations may shed light on these issues. It is starting to become clear that magnetic fields in galaxy clusters are compressed essentially by the gravitational collapse of the gas, and are substantially amplified by the shear motions developed in this hot phase by the turbulent motions of the shock-heated surfaces, the galaxy motions and minor/major mergers (Roettiger et al. 1999; Dolag et al. 1999, 2002, 2005; Brüggen et al. 2005; Subramanian et al. 2006; Asai et al. 2007; Dubois & Teyssier 2008). Mean magnetic fields inside cluster cores range from a few  $0.1\ \mu\text{G}$  up to several  $10\ \mu\text{G}$  for the most massive ones, reflecting the natural scaling between magnetic field and density. There is also a difference between magnetic fields in non-cool cores (Kim et al.

1991; Clarke et al. 2001) and cool cores (Taylor & Perley 1993; Vogt & Enßlin 2003; Enßlin & Vogt 2006): cooling flows seem to be a driver of the magnetic amplification (Carilli & Taylor 2002).

Cosmological numerical simulations are able to reproduce these trends, adiabatic simulations from Dolag et al. (2005) showing that the largest clusters are permeated with the strongest magnetic fields. Radiative simulations from Dubois & Teyssier (2008) have demonstrated that a cooling flow within a galaxy cluster leads to a dense cool core and increases the quantity of turbulence and magnetisation in the inner 100 kpc, thereby explaining the fundamental difference between cool cores and non-cool cores. But the absence of cooling flows in some clusters is still puzzling as all cores should have already experienced catastrophic collapse (Fabian 1994).

There are several possible explanations of this puzzle: central cores could have been heated by thermal conduction from the outer parts (Voigt & Fabian 2004), or they could have been pre-heated by stellar outbursts (Babul et al. 2002). But the most popular explanation is that a central powerful Active Galactic Nuclei (AGN) is re-heating the core (Binney & Tabor 1995; Rephaeli & Silk 1995). X-ray surveys show remarkably high energetic outflows in the centres of galaxy clusters (Arnaud et al. 1984; Carilli et al. 1994; McNamara et al. 2001, 2005; Fabian et al. 2002; Birzan et al. 2004; Forman et al. 2007). Such bursts of energy are associated with supermassive black holes (SMBHs)

\* E-mail: yohan.dubois@physics.ox.ac.uk

accreting hot gas and propelling supersonic jets into the ambient medium of the ICM plasma (Proga 2003; McKinney 2006).

Different attempts have been made to determine the effect of central feedback on the ICM (Brüggen & Kaiser 2002; Heinz et al. 2006) and on SMBH growth (Di Matteo et al. 2005; Sijacki et al. 2007) in clusters hosting a powerful AGN. Cattaneo & Teyssier (2007) have pointed out that accretion onto the central SMBH is a self-regulated process and that the AGN prevents the formation of a cool core: the jet energy release in the ICM is sufficient enough to re-heat the ICM.

In this Letter, we address the question of the evolution of the magnetic field in the presence of a self-regulated AGN. The exact role of this feedback on cluster core magnetic fields is still ambiguous. Heating the core might decrease the central density and thus the magnetic energy, exerting a negative feedback on the field, but on the other hand the jet could increase the turbulence and non-negligibly amplify the overall central magnetic field, thereby exerting positive feedback.

This problem is studied for the first time in an idealised (but cosmological) context, providing new insights on magnetic field evolution inside galaxy clusters.

## 2 NUMERICAL CONSIDERATIONS

We are using the Adaptive Mesh Refinement (AMR) code RAMSES (Teyssier 2002) to solve the full set of ideal magneto-hydrodynamics (MHD) equations using a constrained transport method (Teyssier et al. 2006; Fromang et al. 2006) to preserve the divergence of the magnetic field. The HLLD solver (Miyoshi & Kusano 2005) used in this simulation gives a five wave MHD solution, neglecting the contribution of the two slow magneto-acoustic modes.

The initial conditions are the same as the ones used in Cattaneo & Teyssier (2007), therefore for full details the reader is invited to refer directly to the latter paper. Let us review the basics. Dark matter is modelled with a static NFW (Navarro et al. 1996) profile with a concentration parameter  $c = 5.53$  and a virial mass  $M_{\text{vir}} = 1.5 \times 10^{14} M_{\odot}$ . The gas density profile is computed assuming that the gas is in hydrostatic equilibrium with a baryon fraction  $f_b = 0.1$ , and that it follows a polytropic equation of state with a polytropic index  $\gamma_p = 1.14$ . We neglect the cluster's rotation, which in any case would be low (Bullock et al. 2001).

We assume that the initial configuration of the magnetic field is the result of the pure collapse of a gaseous sphere, and that any other amplification process is negligible. This means that the magnetic amplitude must follow  $B \propto \rho^{2/3}$ . To ensure that the divergence of the field is preserved  $\nabla \cdot \vec{B} = 0$ , we require the magnetic vector  $\vec{A}$  to satisfy  $\nabla \cdot (\nabla \times \vec{A}) = 0$  where

$$A(x_i, y_i, z_i) \propto \begin{pmatrix} \rho^{2/3}(y_i, z_i) \\ \rho^{2/3}(x_i, z_i) \\ 0 \end{pmatrix}, \quad (1)$$

at the centre  $(x_i, y_i, z_i)$  of the edge of each cell over the computational domain. This particular choice of scaling the magnetic configuration to  $\rho^{2/3}$  is justified by the fact that the magnetic field within the central 200 kpc closely follows

the spherical adiabatic collapse (Dubois & Teyssier 2008). For this study, it is unimportant if the magnetic field in the outer regions is amplified by shear motions, because the jet has a limited range (as we will see in the next section) and only the central 200 kpc region is able to radiatively collapse (see Dubois & Teyssier 2008). We must point out that our results are independent of the adopted profile (here  $\rho^{2/3}$ ) as long as field saturation is not reached ( $\sim 50 \mu\text{G}$  for a  $2.10^7$  K cluster). According to this previous paper, we are fitting the magnetic amplitude in the centre of the cluster to  $10^{-2} \mu\text{G}$ . The cosmological magnetic amplitude in the intergalactic medium is set to  $\simeq 1.3 \times 10^{-5} \mu\text{G}$  at  $\rho = < \rho >$  (i.e.  $r \simeq 4$  Mpc), for a fair comparison with Dolag et al. (2005) and Dubois & Teyssier (2008) that are both using a  $10^{-5} \mu\text{G}$  field in the IGM.

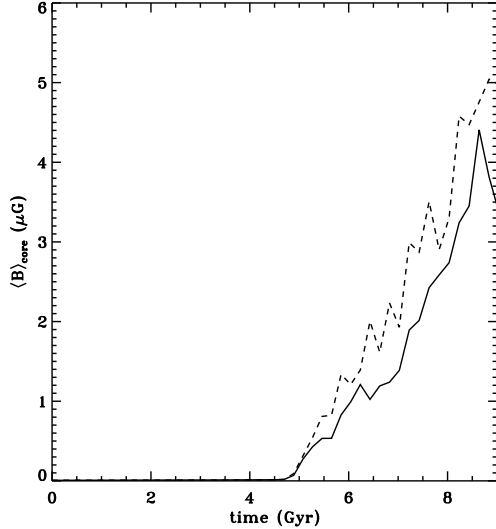
Following the jet implementation in Cattaneo & Teyssier (2007), the SMBH is a test particle of  $M_{\text{SMBH}} = 3 \times 10^9 M_{\odot}$  accreting at a Bondi (1952) rate  $\dot{M}_{\text{SMBH}} = 4\pi(GM_{\text{SMBH}})^2 \rho / c_s^3$  (which is a good approximation for X-ray emitting sources, see Allen et al. 2006), assuming that the sound speed  $c_s \gg v_{\text{ff}}$  where  $v_{\text{ff}}$  is the infall velocity onto the SMBH. In this model, the SMBH releases its energy in purely mechanical jet form whenever  $\dot{M}_{\text{SMBH}} \ll \dot{M}_{\text{Edd}}$ , where  $\dot{M}_{\text{Edd}}$  is the Eddington accretion rate. In this simulation, it is reasonable to follow this regime since  $\dot{M}_{\text{SMBH}} < 0.2 M_{\odot}/\text{yr}$  and  $\dot{M}_{\text{Edd}} = 65 M_{\odot}/\text{yr}$  (see Cattaneo & Teyssier 2007). As we do not resolve the propagation of the jet, we assume that a certain quantity of the surrounding gas is entrained with the jet material as it propagates. We therefore increase the mass injection rate of the jet  $\dot{M}_J = \eta \times \dot{M}_{\text{SMBH}}$ , by a mass loading factor given by  $\eta = 100$ . The jet releases  $\epsilon = 10\%$  of the overall accretion energy in kinetic form such that the momentum rate of the jet is  $\dot{q}_J = \sqrt{2\epsilon} \dot{M}_{\text{SMBH}} c$  and its rate of energy deposition is  $\dot{E}_J = \epsilon \dot{M}_{\text{SMBH}} c^2$ . The velocity of the jet can therefore be expressed as  $u_J = \dot{q}_J / \dot{M}_J = c\sqrt{2\epsilon}/\eta \simeq 1350 \text{ km.s}^{-1}$  in opposite directions. Mass, momentum and energy are spread over a small cylinder of radius  $r_J = 3.2$  kpc (5 cells) and height of  $2h_J$  where  $h_J = 2.5$  kpc (4 cells) multiplied with a kernel window function

$$\psi = \frac{1}{2\pi r_J^2} \exp\left(-\frac{x^2 + z^2}{2r_J^2}\right) \frac{y}{h_J}, \quad (2)$$

as in Omma et al. (2004). Height and radius are arbitrary chosen, but are sufficiently large such that the jet is sampled with several cells. Thus the jet is constrained to flow along the  $y$  axis with only an input  $u_y$  velocity component.

The simulation takes into account the self-gravity of the gas within the dark matter potential. Gas is allowed to cool by radiating its energy via atomic collisions (Sutherland & Dopita 1993) assuming 75 % Hydrogen and 25 % Helium fractions. The hot plasma gas has a  $Z = Z_{\odot}/3$  metallicity constant through time and space, allowing the gas to cool more efficiently down to  $10^4$  K.

Our computational domain is  $L_{\text{box}} = 648$  kpc long with a  $64^3$  coarse grid resolution ( $\ell_{\text{min}} = 6$ ). We refine the grid according to a geometric strategy (no time evolution): the  $\ell = 7$  grid is embedded within a  $L_{\text{box}}/8$  sphere radius centred on the SMBH,  $\ell = 8$  and  $\ell = 9$  within a  $L_{\text{box}}/16$  sphere radius, and  $\ell = 10$  within a  $L_{\text{box}}/32$  sphere radius. In this way the resolution within the centre reaches an equivalent



**Figure 1.** Average magnetic amplitude (solid line) in the central core  $r < 50$  kpc as a function of time for the no-AGN run. A pure  $\rho^{2/3}$  scaling law is overplotted (dashed line).

$1024^3$  grid ( $\ell_{\max} = 10$ ) allowing for a minimum cell size  $\Delta x = 0.64$  kpc.

### 3 RESULTS

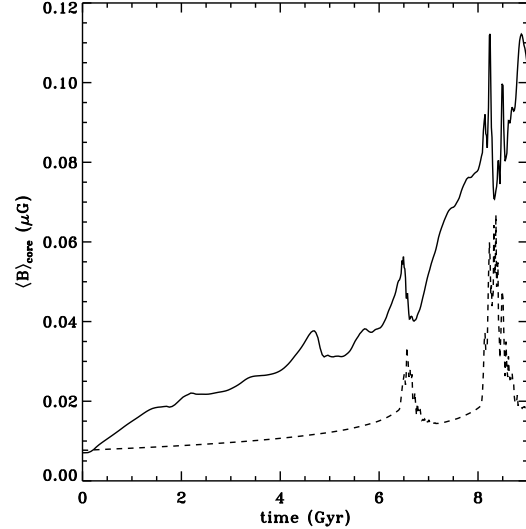
#### 3.1 Cooling flow clusters

We tackle first the case of no AGN in the galaxy cluster. Since there is nothing to prevent the core from collapsing, a strong cooling flow develops and the gas density reaches very high values. We compute the density-weighted average magnetic field as

$$\langle B \rangle_{\text{core}} = \left( \frac{\sum_{< r_{\text{core}}} B^2 \rho dV}{\sum_{< r_{\text{core}}} \rho dV} \right)^{1/2}, \quad (3)$$

for each cell lying within the core radius taken to be  $r_{\text{core}} = 50$  kpc. The definition of the core radius is quite ambiguous. However what is important here is to properly measure the excess of magnetic amplification relative to the case of pure collapse. As we weight the average magnetic amplitude by the density, denser regions contribute more to the results. Thus taking a larger core radius will not lead to a different behaviour, but care should be taken that the core radius is not so small that all the effects of the turbulent amplification (in the jet case) are lost. In the AGN case, we also checked that the magnetic field in the core is independent of the unresolved region of the jet by excluding this small region ( $< 4$  kpc) from the calculation of the density-weighted average magnetic field.

As shown in fig. 1, the magnetic field rises up to a few  $\mu\text{G}$  in the no-AGN case, because of the catastrophic collapse occurring at 4 Gyr. As there is no turbulence in this run, the magnetic field rather nicely follows the evolution expected for pure compression ( $B \propto \rho^{2/3}$  where  $\rho$  is the average density). The discrepancy between the measured magnetic amplitude and that predicted by pure compression is due to



**Figure 2.** Same as fig. 1 for the AGN run.

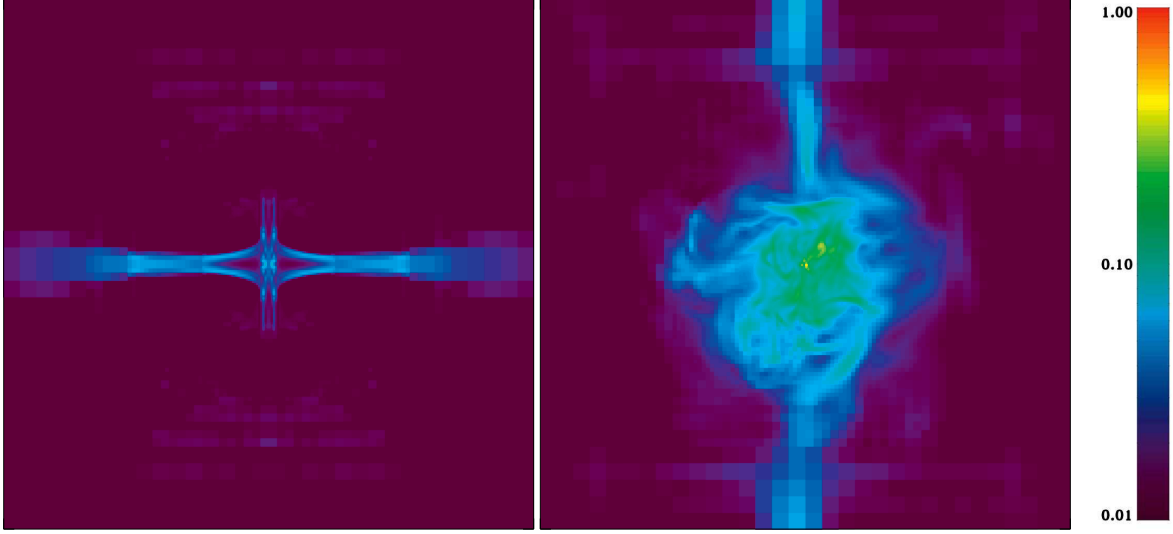
spurious (numerical) magnetic reconnection in the centre of the core where the flow converges.

#### 3.2 AGN feedback: non-cooling flow clusters

If we make the same measurement for the AGN run, the results are fundamentally different (fig. 2): the magnetic amplitude in the core reaches only  $0.1 \mu\text{G}$ , but it is strongly amplified relative to the pure compression regime. Initially the magnetic field is a dipole-like structure aligned with the  $z$  axis, and the jet (aligned with the  $y$  axis) is perpendicular to the field. The jet stretches and amplifies the  $y$  component of the field in a few 100 Myr up to  $0.1 \mu\text{G}$ , as one can see in fig. 3(a). The jet propagates far from the centre of the cluster ( $\sim 100$  kpc) until the ram-pressure of the ICM has sufficiently dissipated its mechanical energy. The cluster core and its magnetic evolution remains in this quasi-stationary state. As there is no initial turbulence in the cluster, the jet remains nearly unperturbed.

At  $\sim 6.5$  Gyr, the cooling catastrophe occurs: the very centre of the cluster core collapses in a free-fall time. In this case, the jet is unable to prevent this critical collapse, but as the density rises in the centre, the accretion rate onto the SMBH grows and as a consequence the energy released by the jet increases up to the point that the jet begins to halt the accretion onto the SMBH. In this way, the cluster core evolution is self-regulated by its AGN. This self-regulated situation is highly unstable, and alters the propagation direction of the jet, leading to turbulent motions within the cluster core. Shear motions twist magnetic field lines (fig. 3(b)), so that in the core the magnetic field is no longer aligned with the initial field. The relatively strong magnetic amplitude on the  $z$  axis, at  $t = 8$  Gyr and  $z > 100$  kpc, as opposed to that along the  $y$  and  $x$  axes is the result of the preferential orientation of the initial field (the same situation occurs if there is no AGN feedback).

We remark that the self-regulation process of the AGN is crucial for the magnetic field evolution. Each time the cluster core suffers a rapid collapse due to cooling (at  $t \simeq 6.5$



**Figure 3.** Projection along the  $x$  axis of the density-weighted average of the magnetic amplitude in  $\mu\text{G}$  units after (a)  $t = 2$  Gyr (left panel) and (b)  $t = 8$  Gyr (right panel) for the AGN run. The image size is  $L_{\text{box}}/4 = 162$  kpc. In the left panel: magnetic field is stretched and amplified along the jet axis. In the right panel: catastrophic collapse has occurred, the jet propagation is no longer straightforward and brings turbulence into the plasma. Thus the magnetic field is filling a small sphere and some magnetic filaments are created due to shear motion of the gas. The vertical magnetic feature is due to the initial configuration of the field (along the  $z$  axis).

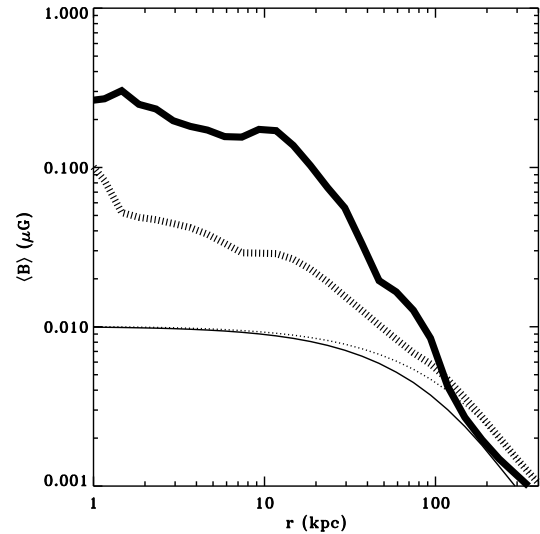
Gyr and  $t \simeq 8.2$  Gyr), the overall magnetic amplitude in the core rapidly grows by compression. As the SMBH is fed at increasing rates, the AGN is strengthened, leading to a violent outburst in the core which inhibits the cooling flow, powers the turbulence, and hence the magnetic amplification within the cluster core.

All this amplification is mainly concentrated within the centre of the cluster as shown by fig. 4. We can see that the magnetic field at  $t = 8$  Gyr is strongly amplified (by a factor  $\sim 4$ –5) up to a distance of  $\sim 100$  kpc from the centre. As a source of turbulence, the jet can propagate shear motions only up to that distance, meaning that all the jet-driven turbulence is concentrated within the core. The typical 3D velocity dispersion in the core at  $t = 8$  Gyr is  $\sigma \simeq 100 - 170$  km/s in fair agreement with Subramanian et al. (2006). Finally the AGN is sufficient enough to prevent the creation of a dense and cool core.

#### 4 DISCUSSION

These numerical results of the magnetic evolution of a galaxy cluster with or without an AGN jet are able to explain the discrepancy between strong magnetic fields in cool cores (no AGN heating) and low magnetic fields in non-cool cores (AGN heating). Without any AGN, a strong cooling flow appears and the magnetic amplitude in the cool core ( $< 50$  kpc) reaches  $\simeq 4 \mu\text{G}$  by gravitational compression alone. The presence of a powerful AGN jet, on the other hand, leads to softer and hotter cores within which the magnetic amplitude is  $\simeq 0.1 \mu\text{G}$  but turbulence, rather than gravitational compression, drives the amplification of the field.

This work is in good agreement with previous numerical studies. In particular, Dubois & Teyssier (2008) have shown that adiabatic cores (no AGN feedback and no cooling) are unable to sufficiently amplify the magnetic field within the central core ( $10^{-2} \mu\text{G}$ ), but cooling flows are able to match



**Figure 4.** Average magnetic amplitude (solid lines) and  $\rho^{2/3}$  law (dotted lines) at  $t = 0$  Gyr (thin lines) and  $t = 8$  Gyr (thick lines) for the AGN run. One can see that the initial conditions for the magnetic field are fitted on the  $\rho^{2/3}$  profile.

observations (several  $0.1 \mu\text{G}$ ). Here we have shown that AGN are able to stop a central cooling flow and to prevent the formation of a dense core, and at the same time the jet-driven turbulence can amplify inner magnetic fields up to a few  $\mu\text{G}$  in accordance with observations of non-cool cores. The scenario of a thermally conducting plasma in the absence of AGN feedback seems to be weakened. Thermal conduction can re-heat the core, but it does not bring in sufficient turbulence (Kim & Narayan 2003). As we need strong turbulent amplification of the initial magnetic field for non-cool



core clusters, it is difficult to explain how  $\mu\text{G}$  fields can be reached in scenarios that only rely on thermal conduction.

Of course we are far from reaching the full magnetoturbulent cascade with the kiloparsec resolution of cosmological simulations. But such simulations give access to the full evolution of a galaxy cluster over a fraction of the Hubble time, and allow one to explain the large-scale evolution of these magnetised structures. We must also point out that the only source of turbulence in our simulation is the jet itself, meaning we neglect all the contributions coming from the outer parts of the cluster. Shock-heated turbulence could be important, especially in destabilising the jet and forcing it to stay in the core. We also did not consider any magnetization of the jet that could either collimate it or magnetize the entire cluster core. Indeed, even though the amount of magnetic energy injected into the ICM by AGN jets is yet unknown, Xu et al. (2009) have shown that a temporary deposit of magnetic energy within the jet, coupled to an efficient turbulent dynamo is able to somewhat enrich the hot plasma. We simply claim in this letter that within the interior of clusters, self-regulated AGN jets are able to sustain turbulence in the long term and to therefore efficiently amplify/transport magnetic fields.

This Letter is the first attempt to self-consistently consider the evolution of AGN feedback powering turbulence in a magnetised cluster. Our work suggests that it is of particular importance to include AGN feedback if one wants to reproduce observations and explain the origin and the evolution of the magnetic field on very large scales of the Universe. In a forthcoming paper, we will address this problem in a fully non-idealised cosmological context.

## ACKNOWLEDGMENT

The authors wish to thank Andrea Cattaneo and Romain Teyssier for giving us access to a public version of their initial conditions. We want to thank Kumiko Kotera and Stas Shabala for useful discussions. Y. D. is supported by an STFC Postdoctoral Fellowship. The simulations presented here were run on the JADE cluster at the Centre d'Informatique National de l'Enseignement Supérieur in Montpellier.

## REFERENCES

- Allen S. W., Dunn R. J. H., Fabian A. C., Taylor G. B., Reynolds C. S., 2006, *MNRAS*, 372, 21
- Arnaud K. A., Fabian A. C., Eales S. A., Jones C., Forman W., 1984, *MNRAS*, 211, 981
- Asai N., Fukuda N., Matsumoto R., 2007, *ApJ*, 663, 816
- Babul A., Balogh M. L., Lewis G. F., Poole G. B., 2002, *MNRAS*, 330, 329
- Binney J., Tabor G., 1995, *MNRAS*, 276, 663
- Birzan L., Rafferty D. A., McNamara B. R., Wise M. W., Nulsen P. E. J., 2004, *ApJ*, 607, 800
- Bondi H., 1952, *MNRAS*, 112, 195
- Brüggen M., Kaiser C. R., 2002, *Nature*, 418, 301
- Brüggen M., Ruszkowski M., Simionescu A., Hoeft M., Dalla Vecchia C., 2005, *ApJ*, 631, L21
- Bullock J. S., Dekel A., Kolatt T. S., Kravtsov A. V., Klypin A. A., Porciani C., Primack J. R., 2001, *ApJ*, 555, 240
- Carilli C. L., Perley R. A., Harris D. E., 1994, *MNRAS*, 270, 173
- Carilli C. L., Taylor G. B., 2002, *ARA&A*, 40, 319
- Cattaneo A., Teyssier R., 2007, *MNRAS*, 376, 1547
- Clarke T. E., Kronberg P. P., Böhringer H., 2001, *ApJ*, 547, L111
- Di Matteo T., Springel V., Hernquist L., 2005, *Nature*, 433, 604
- Dolag K., Bartelmann M., Lesch H., 1999, *A&A*, 348, 351
- Dolag K., Bartelmann M., Lesch H., 2002, *A&A*, 387, 383
- Dolag K., Grasso D., Springel V., Tkachev I., 2005, *Journal of Cosmology and Astro-Particle Physics*, 1, 9
- Dubois Y., Teyssier R., 2008, *A&A*, 482, L13
- Enßlin T. A., Vogt C., 2006, *A&A*, 453, 447
- Fabian A. C., 1994, *ARA&A*, 32, 277
- Fabian A. C., Celotti A., Blundell K. M., Kassim N. E., Perley R. A., 2002, *MNRAS*, 331, 369
- Forman W., Jones C., Churazov E., Markevitch M., Nulsen P., Vikhlinin A., Begelman M., Böhringer H., Eilek J., Heinz S., Kraft R., Owen F., Pahre M., 2007, *ApJ*, 665, 1057
- Fromang S., Hennebelle P., Teyssier R., 2006, *A&A*, 457, 371
- Govoni F., Feretti L., 2004, *International Journal of Modern Physics D*, 13, 1549
- Heinz S., Brüggen M., Young A., Levesque E., 2006, *MNRAS*, 373, L65
- Kim K.-T., Kronberg P. P., Tribble P. C., 1991, *ApJ*, 379, 80
- Kim W.-T., Narayan R., 2003, *ApJ*, 596, 889
- McKinney J. C., 2006, *MNRAS*, 368, 1561
- McNamara B. R., Nulsen P. E. J., Wise M. W., Rafferty D. A., Carilli C., Sarazin C. L., Blanton E. L., 2005, *Nature*, 433, 45
- McNamara B. R., Wise M. W., Nulsen P. E. J., David L. P., Carilli C. L., Sarazin C. L., O'Dea C. P., Houck J., Donahue M., Baum S., Voit M., O'Connell R. W., Koekemoer A., 2001, *ApJ*, 562, L149
- Miyoshi T., Kusano K., 2005, *Journal of Computational Physics*, 208, 315
- Navarro J. F., Frenk C. S., White S. D. M., 1996, *ApJ*, 462, 563
- Omma H., Binney J., Bryan G., Slyz A., 2004, *MNRAS*, 348, 1105
- Proga D., 2003, *ApJ*, 585, 406
- Rephaeli Y., Silk J., 1995, *ApJ*, 442, 91
- Roettiger K., Stone J. M., Burns J. O., 1999, *ApJ*, 518, 594
- Sijacki D., Springel V., di Matteo T., Hernquist L., 2007, *MNRAS*, 380, 877
- Subramanian K., Shukurov A., Haugen N. E. L., 2006, *MNRAS*, 366, 1437
- Sutherland R. S., Dopita M. A., 1993, *ApJS*, 88, 253
- Taylor G. B., Perley R. A., 1993, *ApJ*, 416, 554
- Teyssier R., 2002, *A&A*, 385, 337
- Teyssier R., Fromang S., Dormy E., 2006, *Journal of Computational Physics*, 218, 44
- Vogt C., Enßlin T. A., 2003, *A&A*, 412, 373
- Voigt L. M., Fabian A. C., 2004, *MNRAS*, 347, 1130

Xu H., Li H., Collins D. C., Li S., Norman M. L., 2009,  
ApJ, 698, L14