

COLLECTIVE FLAVOUR TRANSITIONS OF SUPERNOVA NEUTRINOS

IRENE TAMBORRA^{1,2}

¹*Dipartimento Interateneo di Fisica “Michelangelo Merlin”, Via Amendola 173, 70126 Bari, Italy*

²*Istituto Nazionale di Fisica Nucleare, Sezione di Bari, Via Orabona 4, 70126 Bari, Italy*

When the neutrino density is very high, as in core-collapse supernovae, neutrino-neutrino interactions are not negligible and can appreciably affect the evolution of flavour. The physics of these phenomena is briefly highlighted, and their effects are shown on observable energy spectra from a future galactic supernova within 2ν and 3ν frameworks. Detection of such effects could provide a handle on two unknowns: the neutrino mass hierarchy, and the mixing angle θ_{13} .

1 Introduction

Neutrino flavour eigenstates (ν_e, ν_μ, ν_τ) are related to mass eigenstates (ν_1, ν_2, ν_3) by means of an unitary matrix U , expressed in terms of three mixing angles θ_{ij} and one phase δ associated to possible CP violation.

We know rather precisely two squared mass differences (δm^2 and Δm^2 , with $\delta m^2 \ll \Delta m^2$) and two mixing angles (θ_{12} and θ_{23}). However we do not know yet the sign of Δm^2 (i.e., if the mass hierarchy is normal or inverted), nor the value of θ_{13} or of δ . Some hints about the mass hierarchy and the mixing angle θ_{13} could come from future core-collapse supernova events in our galaxy (estimated to occur at a rate of a few per century).

In ordinary matter, neutrinos of all flavours are subject to neutral current interactions, whereas ν_e 's are also subject to charged current interactions on electrons. The $\nu_e - \nu_{\mu,\tau}$ interaction energy difference is described by the Mikheev-Smirnov-Wolfenstein (MSW) matter potential

$$\lambda(r) = \sqrt{2} G_F N_e(r) , \quad (1)$$

where $N_e(r)$ is the electron number density; see ¹ for a review.

When the neutrino density is very high, as in core-collapse supernovae, $\nu - \nu$ forward scattering may also become important ². Such interactions induce large, non-linear and collective flavour conversions. Since neutrinos of different flavours are coupled during their evolution history, collective effects are very different from neutrino oscillations in matter, and they are described by means of the self-interaction potential μ . For this purpose, for each species ν_α , it is useful to introduce the effective density n_α per unit of volume and of energy ³. After energy integration, we get the total effective density of ν ($N = N_e + N_\mu + N_\tau$) and of $\bar{\nu}$ ($\bar{N} = \bar{N}_e + \bar{N}_\mu + \bar{N}_\tau$) per unit volume. The potential μ , at any radius r , reads

$$\mu(r) = \sqrt{2} G_F [N(r) + \bar{N}(r)] . \quad (2)$$

Figure 1 ⁴ shows the matter and self-interaction potentials (λ and μ), at a representative

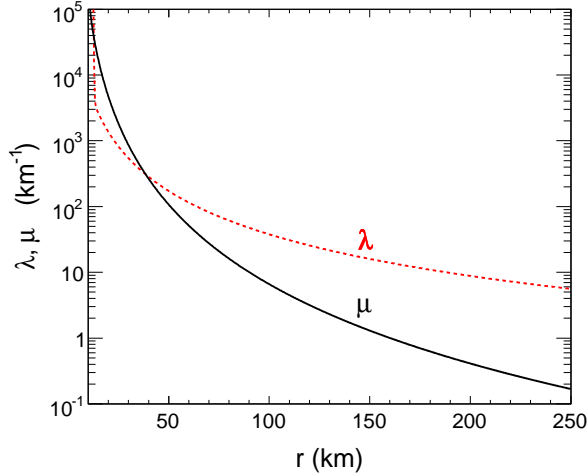


Figure 1: Radial profiles adopted for the matter (λ) and self-interaction (μ) potentials, in the range $r \in [10, 250]$ km, at $t = 5$ s after the core-bounce.

time $t = 5$ s after the core-bounce, for a supernova spherically-symmetric bulb model³ with a neutrinosphere radius $R_\nu = 10$ km.

The typical range for the vacuum oscillation frequency $\omega_H = \Delta m^2/2E$ is $\omega_H \in [0.1, 5.1]$ km^{-1} for $\Delta m^2 = 2 \times 10^{-3}$ eV^2 . Therefore, at small radii ($r \in [10, 200]$ km) self-interactions are not negligible ($\mu \sim \omega$). Usual MSW effects take place later (when $\lambda \sim \omega$) and, finally, vacuum mixing must also be considered.

In our reference supernova scenario⁵, we assume a galactic core-collapse supernova releasing a binding energy $E_B = 3 \times 10^{53}$ erg, equally distributed among the six neutrino and antineutrino species, with luminosity decreasing with a time constant $\tau = 3$ s. The unoscillated flux of the neutrino species ν_α , per unit of area, time and energy, is then

$$F_\alpha^0(E, t) = \frac{e^{-t/\tau}}{\tau} \frac{E_B}{24\pi R_\nu^2} \frac{\phi_\alpha^0(E)}{\langle E_\alpha \rangle}, \quad (3)$$

where we assume normalized thermal energy spectra $\phi_\alpha^0(E)$ ^{4,6,7} with average energy $\langle E_\alpha \rangle$. The numerical values used for the mean energies are $\langle E_e \rangle = 10$ MeV, $\langle E_{\mu,\tau} \rangle = \langle \bar{E}_{\mu,\tau} \rangle = 24$ MeV, $\langle \bar{E}_e \rangle = 15$ MeV, where the bar labels antineutrinos.

2 Collective effects in a two-flavour scenario

In a core-collapse supernova, because of the typical neutrino energies [$E \sim O(10)$ MeV], ν_μ and ν_τ are both below the threshold for μ and τ production and have the same interactions. In a two-flavour approximation, we can neglect the small mass difference δm^2 and consider an effective two-family (ν_e, ν_x) scenario where ν_x is either ν_μ or ν_τ , and there are only two mass-mixing parameters, $\Delta m^2 = 2 \times 10^{-3}$ eV^2 and $\sin^2 \theta_{13} < \text{few } \%$. We set $\sin^2 \theta_{13} = 10^{-4}$, but the precise value is not very important in this context.

In the flavour basis, the neutrino system is described by a 2×2 density matrix for each energy mode. Decomposing the density matrix over the Pauli matrices, the evolution of the system can be explained in terms of the Bloch vectors \mathbf{P} and $\bar{\mathbf{P}}$ ($|\mathbf{P}| = |\bar{\mathbf{P}}| = 1$), for ν and $\bar{\nu}$ respectively. After trajectory averaging (single-angle approximation³), the \mathbf{P} and $\bar{\mathbf{P}}$ modes obey equations of motion which resemble precessions,

$$\dot{\mathbf{P}} = \left(+\omega_H \mathbf{B} + \lambda \mathbf{z} + \frac{\mu}{N + \bar{N}} \int_0^\infty dE (n \mathbf{P} - \bar{n} \bar{\mathbf{P}}) \right) \times \mathbf{P}, \quad (4)$$

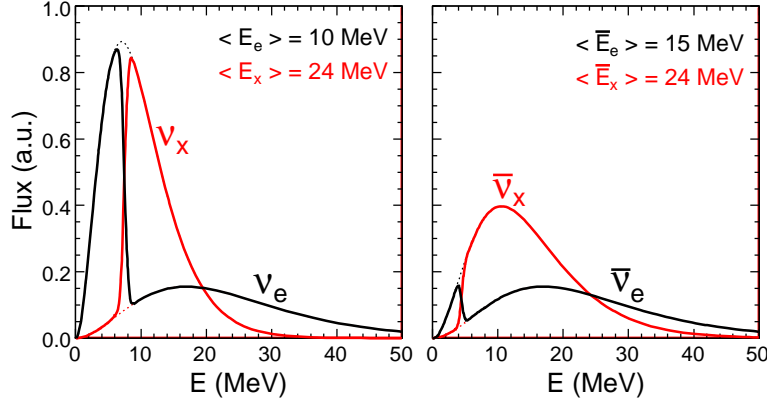


Figure 2: Single-angle simulation in inverted hierarchy: Fluxes at the end of collective effects (at $r = 250$ km, in arbitrary units) for different neutrino species, as a function of energy. Initial fluxes ($r = 10$ km) are shown as dotted lines to guide the eye, with average energies reported on top.

$$\dot{\bar{\mathbf{P}}} = \left(-\omega_H \mathbf{B} + \lambda \mathbf{z} + \frac{\mu}{N + \bar{N}} \int_0^\infty dE (n \mathbf{P} - \bar{n} \bar{\mathbf{P}}) \right) \times \bar{\mathbf{P}}, \quad (5)$$

where \mathbf{B} is a three-dimensional “magnetic field” vector embedding θ_{13} ^{4,6}. For each energy mode, the third component of \mathbf{P} (P_z) is related to the survival probability at the time t :

$$P_{\nu_e \rightarrow \nu_e}(t) = \frac{1}{2} \left(1 + \frac{P_z(t)}{P_z(0)} \right). \quad (6)$$

Figure 2⁴ shows the fluxes F'_α at the end of collective effects ($r \sim \text{few} \times 100$ km) with respect to the unoscillated ones F_α^0 . In inverted hierarchy, a full flavour swap takes place at certain energies ($E_c \sim 7$ MeV for ν and $\bar{E}_c \sim 4$ MeV for $\bar{\nu}$, in our scenario)^{4,8,9}. This full flavour conversion is called *spectral split* and is an important signature of collective effects^{10,11,12,13}. It takes place only in inverted hierarchy, for any $\theta_{13} \neq 0$ ¹⁴. If the hierarchy is normal or if $\theta_{13} \equiv 0$, then $F'_\alpha \simeq F_\alpha^0$ for each ν_α (i.e., there are no significant conversion effects).

3 Self-interactions in a three-flavour scenario

The two-flavour approximation captures several features of collective effects. Are these effects unchanged in a three-flavour analysis? For this purpose, we have developed a framework with three neutrino families⁷, using all three mixing angles ($\sin^2 \theta_{13} = 10^{-6}$, $\sin^2 \theta_{12} = 0.314$, $\sin^2 \theta_{23} \in [0.5, 0.36, 0.64]$), both mass differences ($\delta m^2 = 8 \times 10^{-5} \text{ eV}^2$ and $\Delta m^2 = 2 \times 10^{-3} \text{ eV}^2$) and including the one-loop $\nu_\mu - \nu_\tau$ matter potential correction¹⁵. We consider the evolution at four different times ($t = 1, 5, 10, 20$ s) after the core-bounce. The self-interaction and matter potentials are plotted in Fig. 3. We expect that collective effects take place at different radii for different t , and MSW effects take place after collective ones. In this particular case, MSW oscillations are not relevant because of the tiny value of θ_{13} chosen. According to this choice, after collective effects, we have only to consider θ_{12} mixing to get the final ν fluxes to the Earth.

In three generations, the density operator is a 3×3 matrix in flavour basis. Decomposition over Gell-Mann matrices provides eighth-dimensional Bloch vectors ($|\mathbf{P}| = |\bar{\mathbf{P}}| = 2/\sqrt{3}$). For each energy mode, the evolution equations in inverted hierarchy are

$$\dot{\mathbf{P}} = \left[+(\omega_L \mathbf{B}_L - \omega_H \mathbf{B}_H) + \lambda \mathbf{v} + \frac{\mu}{N + \bar{N}} \int_0^\infty dE (n \mathbf{P} - \bar{n} \bar{\mathbf{P}}) \right] \times \mathbf{P}, \quad (7)$$

$$\dot{\bar{\mathbf{P}}} = \left[-(\omega_L \mathbf{B}_L - \omega_H \mathbf{B}_H) + \lambda \mathbf{v} + \frac{\mu}{N + \bar{N}} \int_0^\infty dE (n \mathbf{P} - \bar{n} \bar{\mathbf{P}}) \right] \times \bar{\mathbf{P}}. \quad (8)$$

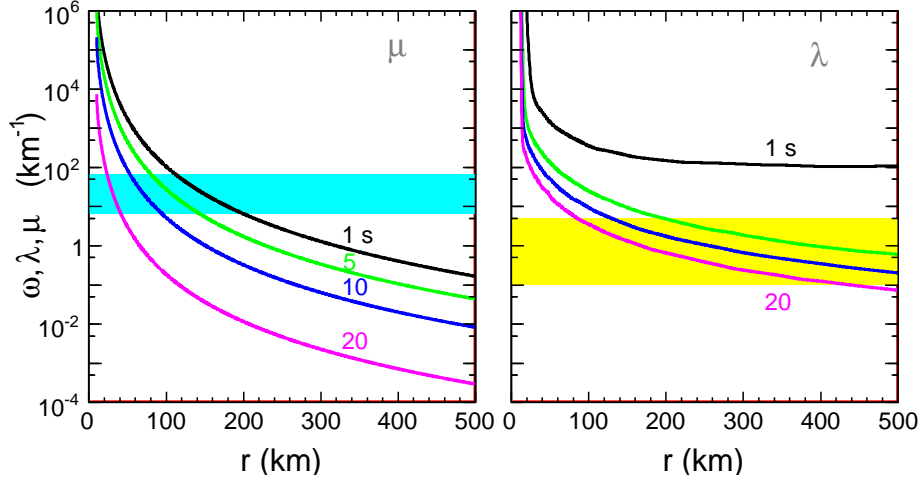


Figure 3: Radial profiles of the self-interaction potential μ (left) and of the matter potential λ (right). The black, green, blue and magenta curves correspond to $t = 1, 5, 10,$ and 20 s, respectively. In the left panel, the shaded horizontal band marks the μ range where bipolar effects develop. In the right panel, the shaded band marks the range of ω_H for $E \in [1, 50]$ MeV, where MSW effects may develop, if the H -resonance condition ($\lambda \sim \omega_H$) is satisfied and if $\sin^2 \theta_{13} > 10^{-5}$.

In the above equations, the first (vacuum) terms embed the squared mass splittings via $\omega_{L,H}$ (with $\omega_L = \delta m^2/2E$), and the mixing angles via two “magnetic fields”, $\mathbf{B}_{L,H}$ ⁷. The second (matter interaction) term, $\lambda \mathbf{v}$, also includes the $\nu_\tau - \nu_\mu$ potential difference at one loop^{15,16,17}, whose size is $\delta\lambda/\lambda \simeq 5 \times 10^{-5}$; the vector \mathbf{v} is a linear combination of the unitary vectors \mathbf{u}_3 and \mathbf{u}_8 .

In the three-flavour scenario, the survival probability is a linear combination of the third and the eighth components¹⁸. In fact the analogous of the third component of \mathbf{P} in the two-flavour approximation is, in the three-flavour case, a linear combination of the third and eighth ones:

$$P_z \rightarrow P_3 + \frac{P_8}{\sqrt{3}}. \quad (9)$$

Figure 4 shows the intermediate fluxes, $F'_\alpha(E, t)$, at the end of collective effects ($r \simeq 500$ km) for four different times after the core-bounce. Figure 5 shows the corresponding fluxes $F_\alpha(E, t)$ at the Earth i.e., including final vacuum mixing effects. Split signatures of collective effects are still visible in ν_e and $\bar{\nu}_e$ fluxes of Fig. 5, and they are similar for different times after the core-bounce. In view of prospective observations of galactic supernova neutrino bursts, the persistence of similar stepwise features for several seconds is useful, because we may expect to see them also in time-integrated spectra. The x -flavour split features in Fig. 5 are suppressed by θ_{12} mixing with respect to Fig. 4.

In a two-flavour analysis a full flavour conversion (ν_e, ν_x) takes place above certain energies ($E > E_c$ for ν and $E > \bar{E}_c$ for $\bar{\nu}$), while in the three-flavour framework one linear combination of ν_μ and ν_τ remains a “spectator”, so that:

$$F'_e \simeq \begin{cases} F_e^0 & (E < E_c) \\ F_x^0 & (E > E_c) \end{cases} \quad \text{and} \quad 2F'_x \simeq \begin{cases} 2F_x^0 & (E < E_c) \\ F_e^0 + F_x^0 & (E > E_c) \end{cases} \quad (10)$$

and similarly is for antineutrinos. This limiting behavior is shown in Fig. 6: the solid curves (oscillated fluxes) exactly superimpose to the dashed ones (linear combinations of non-oscillated fluxes, as in Eqs. 10).

Supernova neutrino fluxes are, in principle, sensitive to the specific value of θ_{23} . In fact if θ_{23} belongs to the first (second) octant, a leading $\nu_e \rightarrow \nu_\tau$ ($\nu_e \rightarrow \nu_\mu$) takes place, or if θ_{23} is

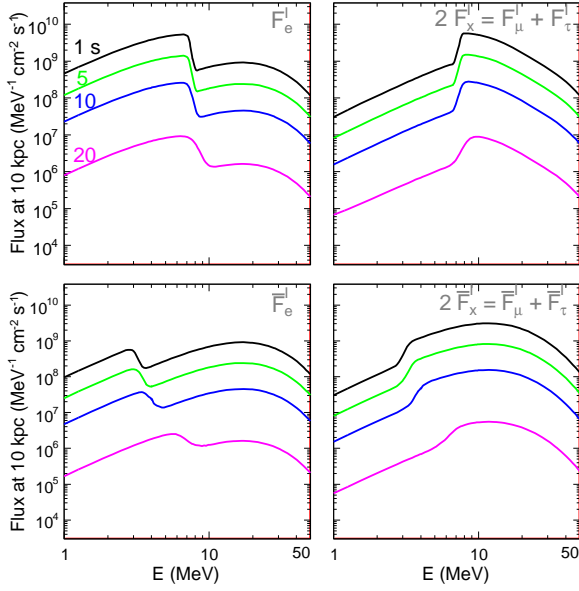


Figure 4: Single-angle simulation in inverted hierarchy: Fluxes of ν (F'_α) and $\bar{\nu}$ (\bar{F}'_α) for four different t after the core-bounce and at the end of collective effects, rescaled to $d = 10$ kpc.

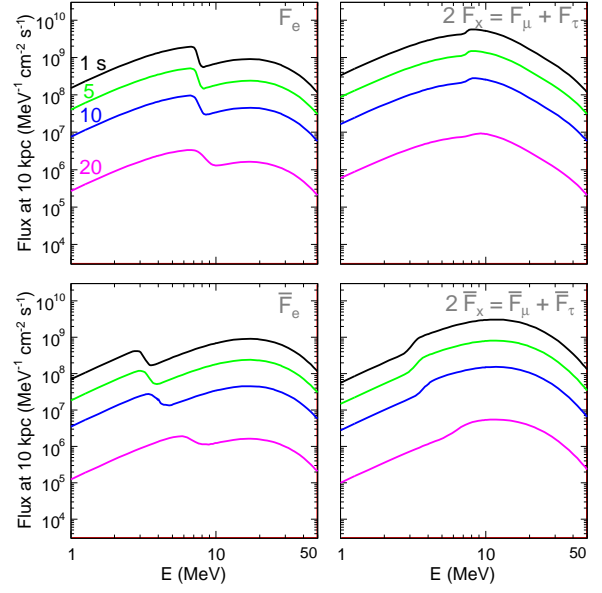


Figure 5: Single-angle simulation in inverted hierarchy: Final oscillated fluxes of ν (F_α) and $\bar{\nu}$ (\bar{F}_α) at $d = 10$ kpc (collective effects + vacuum propagation).

maximal, ν_μ and ν_τ fluxes are exactly equal¹⁶. This different behaviour in ν_e conversion (in ν_μ or in ν_τ) according to the specific value of the mixing angle θ_{23} is shown in Fig. 7. Unfortunately, ν_μ and ν_τ fluxes cannot be separately detected.

Although collective split signatures are similar in two and three-flavour scenarios, it is worth stressing that the former is not a limit of the latter, because the $\nu-\nu$ interaction physics depends on the absolute luminosities (which are different, if shared among two or three flavours).

4 Conclusions

Neutrino-neutrino interactions are not negligible when the neutrino density is very high, as in core-collapse supernovae. $\nu-\nu$ interactions are sensitive to the mass hierarchy and θ_{13} . In fact, if the hierarchy is inverted and $\theta_{13} \neq 0$, split features are observable in the spectra. Otherwise if $\theta_{13} = 0$ or the hierarchy is normal, there are no significant conversion effects in general.

A two-flavour approximation is useful to analyze the qualitative behavior; however the total neutrino luminosity influences the evolution, and it changes if it is distributed on two or three families. As a consequence, three-generation analyses are important to validate the results.

Acknowledgments

This work is supported in part by the Italian “Istituto Nazionale di Fisica Nucleare” (INFN) and “Ministero dell’Istruzione, dell’Università e della Ricerca” (MIUR) through the “Astroparticle Physics” research project. The results presented here have been obtained in Refs. 4,7 in collaboration with G.L. Fogli, E. Lisi, A. Marrone, A. Mirizzi. I.T. is very grateful to Rencontres de Moriond EW 2009 organizers for financial support.

References

1. T. K. Kuo, J. Pantaleone, Rev. Mod. Phys. **61**, 937 (1989).
2. J. T. Pantaleone, Phys. Lett. B **287**, 128 (1992).

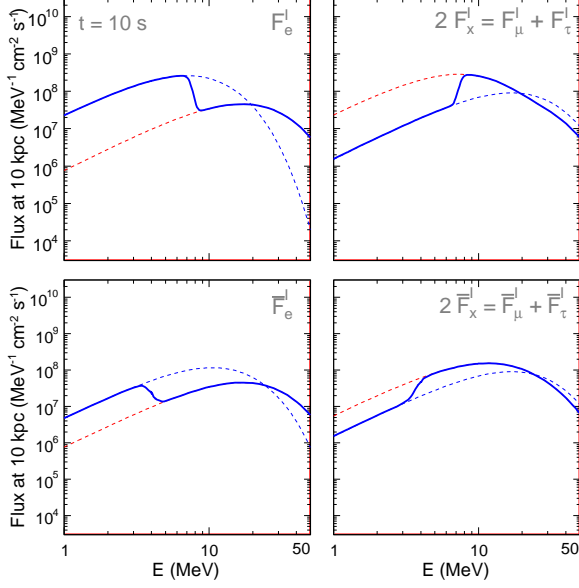


Figure 6: Single-angle simulation in inverted hierarchy: Fluxes of ν and $\bar{\nu}$ at the end of collective effects, for $t = 10$ s. Solid curves: computed fluxes F'_α . Dashed blue and red curves: limiting behavior at low and high energies, respectively, in terms of unoscillated fluxes F_α^0 , according to Eqs. 10.

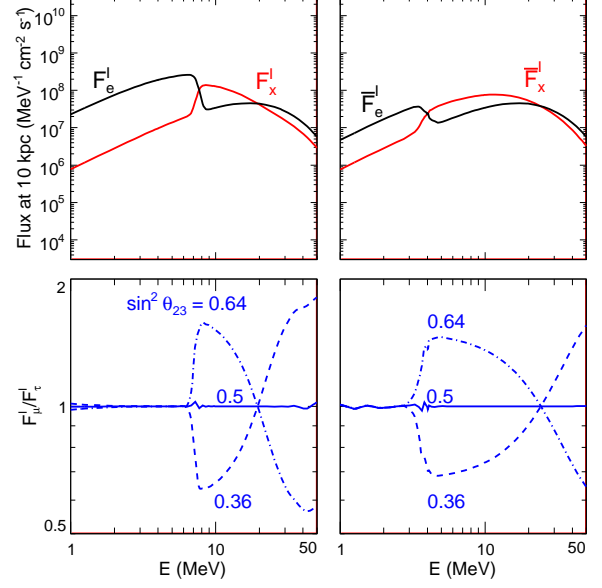


Figure 7: Single-angle simulation in inverted hierarchy: Neutrino and antineutrino fluxes F'_α at the end of collective effects ($r < 500$ km), for $t = 10$ s. Upper panels: absolute fluxes. Lower panels: muonic-to-tauonic flux ratio for ν (left) and $\bar{\nu}$ (right), for $\sin^2 \theta_{23} = 0.36, 0.5, 0.64$.

3. H. Duan, G. M. Fuller, J. Carlson and Y. Z. Qian, Phys. Rev. D **74**, 105014 (2006).
4. G. L. Fogli, E. Lisi, A. Marrone, A. Mirizzi and I. Tamborra, Phys. Rev. D **78**, 097301 (2008).
5. R. C. Schirato and G. M. Fuller, arXiv:astro-ph/0205390.
6. G.L. Fogli, E. Lisi, A. Marrone, and A. Mirizzi, JCAP **12**, 010 (2007).
7. G. L. Fogli, E. Lisi, A. Marrone, I. Tamborra, JCAP **0904**, 030 (2009).
8. H. Duan, G. M. Fuller and Y. Z. Qian, Phys. Rev. D **76**, 085013 (2007).
9. G.G. Raffelt and A.Y. Smirnov, Phys. Rev. D **76**, 125008 (2007).
10. H. Duan, G.M. Fuller and Y.Z. Qian, Phys. Rev. D **74**, 123004 (2006).
11. G.G. Raffelt and A.Y. Smirnov, Phys. Rev. D **76**, 081301 (2007) [Err. **77**, 029903 (2008)].
12. H. Duan, G.M. Fuller, J. Carlson and Y.-Z. Quian, Phys. Rev. Lett. **99**, 241802 (2007).
13. A. Esteban-Pretel, S. Pastor, R. Tomas, G.G. Raffelt and G. Sigl, Phys. Rev. D **76**, 125018 (2007).
14. S. Hannestad, G.G. Raffelt, G. Sigl and Y.Y.Y. Wong, Phys. Rev. D **74**, 105010 (2006) [Err. **76**, 029901 (2007)].
15. F.J. Botella, C.S. Lim and W.J. Marciano, Phys. Rev. D **35**, 896 (1987).
16. A. Esteban-Pretel, S. Pastor, R. Tomas, G. G. Raffelt and G. Sigl, Phys. Rev. D **77**, 065024 (2008).
17. H. Duan, G. M. Fuller and Y. Z. Qian, Phys. Rev. D **77**, 085016 (2008).
18. B. Dasgupta and A. Dighe, Phys. Rev. D **77**, 113002 (2008).