

RESULTS FROM THE BOREXINO EXPERIMENT

TIMO LEWKE

on behalf of the Borexino Collaboration
*Physik Department, Technische Universität München
85747 Garching, Germany*



Borexino is a low threshold liquid-scintillator detector for solar neutrinos located in the LNGS underground laboratory, Italy. Because of the ultra-high radio purity it is the first experiment able to do a real-time analysis of the low energetic solar neutrinos. A detection of the solar ${}^7\text{Be}$ neutrinos with a rate of 49 ± 7 counts/day/100tons can be reported (192 days of live time measurement). ${}^8\text{B}$ neutrinos are observed with a preliminary rate of 0.26 ± 0.06 counts/day/100tons after 246 live days. All detected neutrino fluxes agree with the SSM predictions in case of the MSW-LMA oscillation solution. Borexino is the first experiment with the ability to simultaneously measure solar neutrino oscillation in the vacuum-dominated and the matter-enhanced energy regions.

1 Introduction

In the past years, neutrinos have been studied very intensely. Neutrino oscillations were observed, for example via SNO¹ and Super-Kamiokande², and the solar neutrino oscillation parameters $\Delta m_{21}^2 = 7.59^{+0.21}_{-0.21} \cdot 10^{-5} \text{eV}^2$ and $\tan^2 \Theta_{12} = 0.47^{+0.06}_{-0.05}$ ³ could be determined. Nevertheless no experiment of the so far used water-Cherenkov experiments was able to measure neutrino energies lower than 5 MeV due to their threshold.

With Borexino as an organic liquid scintillator detector, a new field of low energetic neutrino physics can be entered. Because of the low threshold, ${}^7\text{Be}$ neutrinos can be observed in real-time measurement^{4,5}.

The results reported in this work present the real-time measurement of ${}^7\text{Be}$ and ${}^8\text{B}$ solar neutrinos in Borexino. Therefore the first simultaneous measurement of the neutrino survival probability P_{ee} out of both, vacuum and matter enhanced oscillation regions, can be announced.

After a short description of the detector layout and the radioactive purity levels achieved in the experiment, this work will present the results of the measurements in Borexino. It will conclude with a brief outlook.

2 The Borexino Detector

The Borexino detector is placed in the underground Laboratori Nazionali del Gran Sasso (LNGS) in Italy. The mountains provide a shielding of 1400 m of rock (~ 3800 m.w.e). The detection mechanism for neutrinos is electric scattering on electrons in the liquid scintillator target. The scintillator is a mixture of pseudocumene (PC, 1,2,4-trimethylbenzene) and PPO (2,5-diphenyloxazole at a concentration of 1.5 g/l), a fluorescent dye. To reach the necessary low background and trigger rate in the detector, a graded shielding is used for the detector (Fig. 1). The described scintillator is placed in the innermost volume enclosed by a spherical, 125 μm

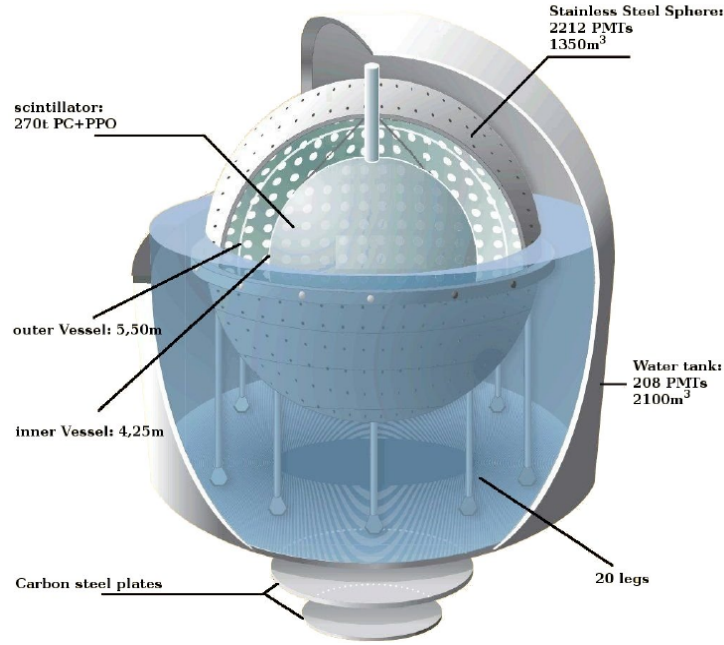


Figure 1: Shematic view of the Borexino detector.

thick nylon Inner Vessel (IV) with a radius of 4.25 m. The scintillation light generated by neutrino events is monitored by 2212 8" photomultiplier tubes (PMTs), type ETL9351, mounted on a Stainless Steel Sphere (SSS) with a radius of 6.85 m. Most of the PMTs (1828) are equipped with aluminium light concentrators focusing their field of view on the IV. To shield the scintillator of radiation emitted by the PMTs and the SSS a buffer liquid (~ 1000 t of pure PC and 5.0 g/l DMP (dimethylphthalate) used as quencher) is contained in between them. In addition, an Outer Vessel (OV), radius 5.50m, is included in the system. It prevents the diffusion of radioactive ^{222}Rn , emanated from the PMTs, into the IV. The Inner Detector (ID) is fully enclosed by the outermost shield, formed by ~ 2000 t of ultra pure water. The cylindrical dome (called Outer Detector (OD)) has a height of 16.9 m and a diameter of 18 m. 208 PMTs (same type as used for the ID, but all without light concentrators) are mounted on the SSS pointing outward and detect the Cherenkov Light generated by through-going muons. The OD is therefore an active muon veto.

A more detailed description can be found in publications ^{6,7}.

3 Radiopurity and background levels

Because it is not possible to distinguish neutrino recoil electrons from electrons due to the natural radioactivity and neutrino rates are low (e.g. ${}^7\text{Be}$ neutrinos ~ 50 counts/day/100t), a very high level of radioactive purity has to be achieved for the detector. First of all, the scintillator itself has to be very clean. A special purification strategy removes the most dangerous contaminants⁸. The contamination due to ${}^{238}\text{U}$ and ${}^{232}\text{Th}$ ($(1.6 \pm 0.1) \cdot 10^{-17}$ g/g and $(6.8 \pm 1.3) \cdot 10^{-18}$ g/g) is one level of magnitude lower than the foreseen goal.

The contamination of ${}^{85}\text{Kr}$, that features a β -spectrum overlapping with the ${}^7\text{Be}$ recoil spectrum, is determined to be (29 ± 14) counts/day/100tons. The rather large uncertainty arises from the small branching ratio of the $\beta\gamma$ -coincidence decay used to determine the ${}^{85}\text{Kr}$ concentration.

The α -emitter ${}^{210}\text{Po}$ has to be taken into account as its visible decay energy lies in the neutrino window. In the beginning of data taking its activity was determined to 8000 counts/day/100tons. The rate decays according to the isotope lifetime of 200 days. This means that the concentration of its parent nuclei (${}^{210}\text{Bi}$ and ${}^{210}\text{Pb}$) in the scintillator is much lower.

A large part of background is formed by ${}^{14}\text{C}$ contained in the organic scintillator. The analysis threshold at 200 keV corresponds to its spectral endpoint at 156 keV.

Another relevant background, located in the energy region from 1-2 MeV, is cosmogenically produced ${}^{11}\text{C}$. Its rate is determined to 25 counts/day/100tons and is at the upper limit of previous studies^{9,10}. Last, after the filling a radon contamination of a few counts per week is present. The source is emanation from the IV.

4 Data analysis

The trigger to read out the detector is formed in two different ways. Either 25 PMTs in the ID (corresponding to ~ 50 keV of visible energy) fire in a time window of 60 ns, or 6 PMTs in the OD in 150ns. In any case both detectors (ID and OD) are read out.

The charge corresponding to the amount of photons collected by all PMTs is given in photo electrons (pe). In the analysis the light yield is determined by a fit to the observed ${}^{11}\text{C}$ spectrum or to the end-point of the ${}^{14}\text{C}$ spectrum. A value of 500 pe/MeV of deposited energy is the consistent result of the different methods.

4.1 The ${}^7\text{Be}$ neutrino spectrum

The curves presented in Fig. 2 are the results of 192 live days of measurement. The black line demonstrates the raw data with the 3 most basic cuts already applied. This means, that only single clustered events are accepted in order to reject pile up or fast coincidences. Second all muons are neglected. This tagging can be performed using the OD as an active muon veto. The efficiency is 99.5%. In addition, muons and neutrinos can be distinguished by pulse shape analysis using the ID. The remaining inefficiency is reduced to less than 10^{-3} . And third, as a logical consequence, all events detected in a 2 ms time window after each muon, are rejected in order to avoid muon induced secondaries. The blue curve is obtained using a fiducial volume cut to reject external γ background: The allowed detector volume corresponds to the innermost 100 tons (~ 3.25 m radius). Also the radon induced ${}^{214}\text{Bi}$ - ${}^{214}\text{Po}$ coincidences are removed from data.

The large ${}^{14}\text{C}$ peak remains at the lower energy range of the observed spectrum, which therefore will not influence the results of the ${}^7\text{Be}$ neutrinos. Another remaining obvious part is the still present ${}^{210}\text{Po}$ peak at about 190 pe. It can be rejected by α/β pulse shape discrimination (red curve). In both cases, blue and red line, the compton like edge of the ${}^7\text{Be}$ neutrinos (300-350 pe) and the ${}^{11}\text{C}$ spectrum (400-800 pe) becomes visible.

In Fig. 3, as final result, the fits applied to the remaining data are presented. Two in-

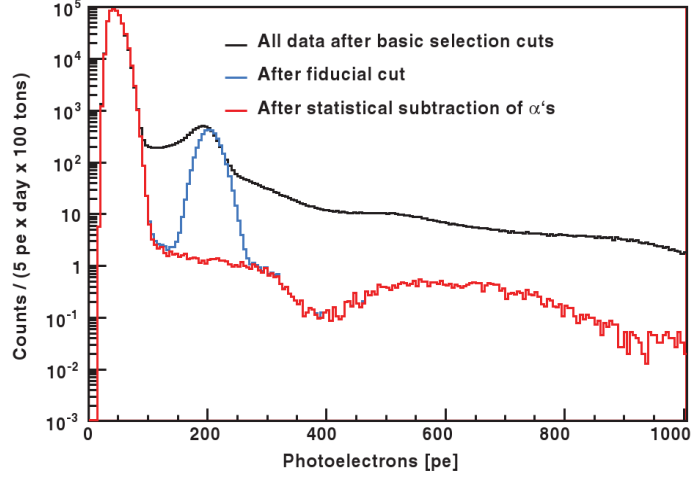


Figure 2: Raw charge spectrum used for determination of ^7Be neutrinos. Different effects of applied analysis cuts.

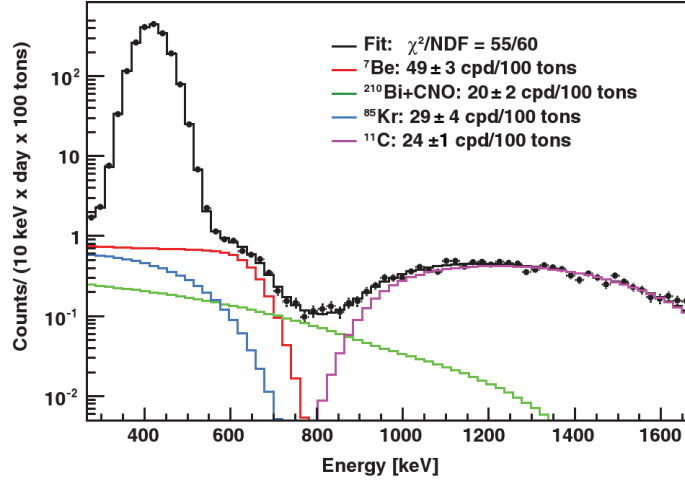


Figure 3: Spectrum and fits of ^7Be neutrinos. ^{210}Po -peak still present.

dependent methods are used for this evaluation and come to consistent results (expressed in counts/day/100tons, statistical errors only): 49 ± 3 for ^7Be , 20 ± 2 for a sum of CNO-neutrinos and ^{210}Bi , 29 ± 4 for ^{85}Kr , 24 ± 1 for ^{11}C .

With an estimation of the systematic error (8.5 %) a ^7Be neutrino rate of $(49 \pm 3_{\text{stat}} \pm 4_{\text{sys}})$ counts/day/100tons can be announced. The rate expected without neutrino oscillation for the high metallicity¹¹ Standard Solar Model (SSM)¹² (BS07(GS98)) is (74 ± 4) counts/day/100tons. The flux normalization constant f , the ratio between the measured MSW-LMA scenario^{13,14,15} and the predicted BS07(GS98)) neutrino flux, is calculated to $f_{\text{Be}} = 1.02 \pm 0.10$. The observed survival probability at the ^7Be energy of 862 keV is $P_{ee} = 0.56 \pm 0.10$. The no oscillation hypothesis ($P_{ee} = 1$) is rejected at 4σ C.L.. So Borexino confirms the MSW-LMA neutrino oscillation scenario and provides the first direct measurement in the low-energy vacuum MSW regime¹⁶. The new Borexino results can be used along with the results of radiochemical experiments^{17,18,19,20} and SNO^{21,1} to calculate new limits on the pp- and CNO-neutrino fluxes. The results are at present the best experimental limits and are shown in Fig. 4 for different C.L.. Including in addition the solar luminosity constraint we determine $f_{\text{pp}} = 1.005^{+0.008}_{-0.020}(1\sigma)$ and $f_{\text{CNO}} < 3.80$

(90% C.L.), using the 1-D χ^2 -profile method²². The results of f_{CNO} can be transformed into a contribution to the total solar neutrino luminosity of less than 3.3% (90% C.L.).

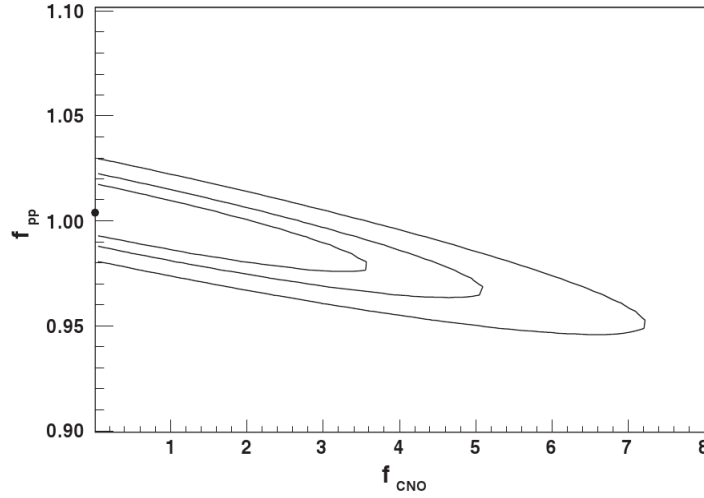


Figure 4: Determination of flux normalization constants for pp and CNO solar neutrinos without luminosity constraint, f_{pp} and f_{CNO} (68%, 90%, and 99% C.L.).

4.2 The ^8B neutrino spectrum

After 246 live days of measurement a preliminary analysis of the ^8B neutrino rate is performed. Due to the low threshold of the Borexino detector, it is the first real-time experiment able to measure the flux down to an energy limit of 2.8 MeV, in comparison to the water-Cherenkov detectors with a threshold of 5 MeV.

For the analysis different cuts, similar to the ones used for the ^7Be neutrino analysis, have to be applied. As main background for energies higher 2.8 MeV, muons and their secondaries have to be identified. Radon emanation from the nylon vessels is reduced using the fiducial volume cut. Applying a 5 s time and different position cuts short-lived and long-lived cosmogenic isotopes can be rejected. Last the bulk ^{232}Th and the buffer ^{208}Tl contamination have to be excluded. As result of this preliminary analysis, a ^8B neutrino rate of $(0.26 \pm 0.04_{\text{stat}} \pm 0.02_{\text{sys}})$ counts per day and 100 tons down to an energy of 2.8 MeV can be reported. The corresponding ν_e flux of $(2.65 \pm 0.44_{\text{stat}} \pm 0.18_{\text{sys}}) \cdot 10^6 \text{ cm}^{-2}\text{s}^{-1}$ is in agreement with the MSW-LMA SSM prediction and SNO or Super-Kamiokande results^{1,2}. Assuming the BS07(GS98) SSM, the mean survival probability is 0.35 ± 0.10 at the effective energy of 8.6 MeV. The no-oscillation scenario can be excluded using this preliminary analysis at a 4.2σ C.L..

Borexino is the first experiment with the ability to simultaneously measure solar neutrinos from the vacuum region (^7Be) and from the matter-enhanced oscillation region (^8B). The ratio between the two different survival probabilities for ^7Be and ^8B neutrinos is 1.60 ± 0.33 , 1.8σ different from unity. Still at relatively low significance, this result confirms the transition between low energy vacuum dominated and high energy matter enhanced solar neutrino oscillation, as predicted by the MSW-LMA solution.

5 Future Objectives

At present a calibration campaign is performed in order to allow a measurement of the ^7Be flux at 5% accuracy by reduction of systematic uncertainties. In addition to gather more statistics for the measurement of ^7Be and ^8B , the attention is turned to the direct, and unprecedented,

measurement of the low energetic pep- and CNO-neutrinos. The possibility to measure the pp-neutrino flux is investigated. Further aims of Borexino are the observation of geo-neutrinos and (anti)neutrinos from a galactic supernova. For instance Borexino will join the SNEWS (supernova early warning system), foreseeably during 2009.

References

1. B. Aharmin *et al*, (SNO), *Phys. Rev. C* **75**, 045502 (2007).
2. J. Hosaka *et al*, (Super-Kamiokande), *Phys. Rev. D* **73**, 112001 (2006).
3. S. Abe *et al*, (KamLAND), *Phys. Rev. Lett.* **100**, 221803 (2008).
4. C. Arpesella *et al*, (Borexino), *Phys. Lett. B* **568**, 101 (2008).
5. C. Arpesella *et al*, (Borexino), *Phys. Rev. Lett.* **101**, 091302 (2008).
6. G. Alimonti *et al*, (Borexino), *Astropart. Phys.* **16**, 205 (2002).
7. G. Alimonti *et al*, (Borexino), *Nucl. Instrum. Methods Phys. Res. A*, in press, Ms. Ref. No.: NIMA-D-08-00470R1.
8. G. Alimonti *et al*, (Borexino), *Astropart. Phys.* **8**, 141 (1998).
9. T. Hagner *et al*, *Astropart. Phys.* **14**, 33 (2000).
10. H. Back *et al*, (Borexino), *Phys. Rev. C* **74**, 045805 (2006).
11. N. Grevesse and A.J. Sauval, *Space Sci. Rev.* **85**, 161 (1998).
12. J.N. Bahcall, A.M. Serenelli and S. Basu, *Astrophys. J. Suppl.* **165**, 400 (2006).
13. S.P. Mikheev and A.Yu. Smirnov, *Sov. J. Nucl. Phys.* **42**, 913 (1985).
14. L. Wolfenstein, *Phys. Rev. D* **17**, 2369 (1978).
15. P.C. Holanda and A. Yu. Smirnov, *JCAP* **302**, 001 (2003).
16. J.N. Bahcall and C. Peña-Garay, *Jour. High En. Phys.* **11**, 4 (2003).
17. K. Lande and P. Wildenhain, *Nucl. Phys. B(Proc. Suppl.)* **118**, 49 (2003).
18. W. Hampel *et al*, (Gallex), *Phys. Lett. B* **447**, 127 (1999).
19. J.N. Abdurashitov *et al*, (SAGE), *Phys. Rev. Lett.* **83**, 4686 (1999).
20. M. Altmann *et al*, (GNO), *Phys. Lett. B* **616**, 174 (2005).
21. Q.R. Ahmad *et al*, (SNO), *Phys. Rev. Lett.* **87**, 071301 (2001).
22. W.M. Yao *et al*, *Jour. Phys. G* **33**, 306 (2006).