

More efficient periodic traversal in anonymous undirected graphs

J. Czyzowicz^{*}, S. Dobrev^{**}, L. Gąsieniec^{***}, D. Ilcinkas[†], J. Jansson[‡],
R. Klasing[†], I. Lignos[§], R. Martin^{***}, K. Sadakane[¶], and W.-K. Sung^{||}

Abstract. We consider the problem of *periodic graph exploration* in which a mobile entity with constant memory, an *agent*, has to visit all n nodes of an arbitrary undirected graph G in a periodic manner. Graphs are supposed to be anonymous, that is, nodes are unlabeled. However, while visiting a node, the robot has to distinguish between edges incident to it. For each node v the endpoints of the edges incident to v are uniquely identified by different integer labels called *port numbers*. We are interested in minimisation of the length of the exploration period.

This problem is unsolvable if the local port numbers are set arbitrarily, see [1]. However, surprisingly small periods can be achieved when assigning carefully the local port numbers. Dobrev et al. [2] described an algorithm for assigning port numbers, and an oblivious agent (i.e. agent with no memory) using it, such that the agent explores all graphs of size n within period $10n$. Providing the agent with a constant number of memory bits, the optimal length of the period was proved in [3] to be no more than $3.75n$ (using a different assignment of the port numbers). In this paper, we improve both these bounds. More precisely, we show a period of length at most $4\frac{1}{3}n$ for oblivious agents, and a period of length at most $3.5n$ for agents with constant memory. Moreover, we give the first non-trivial lower bound, $2.8n$, on the period length for the oblivious case.

^{*} Département d'Informatique, Université du Québec en Outaouais, Gatineau, Québec J8X 3X7, Canada. E-mail: jurek@uqo.ca.

^{**} Institute of Mathematics, Slovak Academy of Sciences, Dubravská 9, P.O.Box 56, 840 00, Bratislava, Slovak Republic. E-mail: stefan@ifi.savba.sk.

^{***} Department of Computer Science, University of Liverpool, Ashton Street, Liverpool, L69 3BX, United Kingdom. E-mail: [L.A.Gasieniec,Russell.Martin}@liverpool.ac.uk](mailto:{L.A.Gasieniec,Russell.Martin}@liverpool.ac.uk). L. Gąsieniec partially funded by the Royal Society International Joint Project, IJP - 2007/R1. R. Martin partially funded by the Nuffield Foundation grant NAL/32566, "The structure and efficient utilization of the Internet and other distributed systems".

[†] CNRS, LABRI, Université Bordeaux I, 33 400 Talence, France. E-mail: [david.ilcinkas,ralf.klasing}@labri.fr](mailto:{david.ilcinkas,ralf.klasing}@labri.fr). Supported in part by the ANR projects ALADDIN and ALPAGE, the INRIA project CEPAGE, and the European projects GRAAL and DYNAMO.

[‡] Ochanomizu University, 2-1-1 Otsuka, Bunkyo-ku, Tokyo 112-8610, Japan. E-mail: Jesper.Jansson@ocha.ac.jp. Funded by the Special Coordination Funds for Promoting Science and Technology.

[§] Department of Computer Science, Durham University, South Road, Durham, DH1 3LE, UK. E-mail: yannis.lignos@durham.ac.uk.

[¶] Principles of Informatics Research Division, National Institute of Informatics, 2-1-2 Hitotsubashi, Chiyoda-ku, Tokyo 101-8430, Japan. E-mail: sada@nii.ac.jp.

^{||} Department of Computer Science, National University of Singapore, 3 Science Drive 2, 117543 Singapore. E-mail: ksung@comp.nus.edu.sg.

1 Introduction

Efficient search in unknown or unmapped environments is one of the fundamental problems in algorithmics. Its applications range from robot navigation in hazardous environments to rigorous exploration (and, e.g., indexing) of data available on the Internet. Due to a strong need to design simple and cost effective agents as well as to design exploration algorithms that are suitable for rigorous mathematical analysis, it is of practical importance to limit the local memory of agents.

We consider the task of graph exploration by a mobile entity equipped with small (constant number of bits) memory. The mobile entity may be, e.g., an autonomous piece of software navigating through an underlying graph of connections of a computer network. The mobile entity is expected to visit all nodes in the graph in a periodic manner. For the sake of simplicity, we call the mobile entity an *agent* and model it as a finite state automaton. The task of periodic traversal of all nodes of a network is particularly useful in network maintenance, where the status of every node has to be checked regularly.

We consider here undirected graphs that are anonymous, i.e., the nodes in the graph are neither labelled nor colored. To enable the agent to distinguish the different edges incident to a node, edges at a node v are assigned *port numbers* in $\{1, \dots, d_v\}$ in a one-to-one manner, where d_v is the degree of node v .

We model agents as *Mealy automata*. The Mealy automaton has a finite number of states and a transition function f governing the actions of the agent. If the automaton enters a node v of degree d_v through port i in state s , it switches to state s' and exits the node through port i' , where $(s', i') = f(s, i, d_v)$. The memory size of an agent is related to its number of states, more precisely it equals the number of bits needed to encode these states. For example an oblivious agent has a single state, or equivalently zero memory bits. Note that the size of the agent memory represents in this model the amount of information that the agent can remember while moving. This does not restrict computations made on a node and thus the transition function can be any deterministic function. Additional memory needed for computations can be seen as provided temporarily by the hosting node. Nevertheless, our agent algorithms perform very simple tests and operations on the non-constant inputs i and d , namely equality tests and incrementations.

Periodic graph exploration requires that the agent has to visit every node infinitely many times in a periodic manner. In this paper, we are

interested in minimising the length of the exploration period. In other words, we want to minimise the maximum number of edge traversals performed by the agent between two consecutive visits of a generic node, while the agent enters this node in the same state through the same port.

However, Rollik [4] proved that this problem is unsolvable as an agent needs $\Omega(\log n)$ memory bits to explore all graphs of size n , even restricted to cubic planar graphs. This lower bound has been proved recently to be actually optimal by Reingold in his breakthrough paper [5]. Providing the agent with a pebble to mark nodes does not help much as the asymptotic size of memory needed remains $\Omega(\log n)$ bits [6]. In fact, even a highly-coordinated multi-agent team capable of (restricted) teleportation cannot explore all graphs with constant memory [7].

Nevertheless, putting some information in the graph does help a lot. Cohen et al. [8] showed that putting two bits of advice at each node allows to explore all graphs by an agent with constant memory, by a periodic traversal of length $O(m)$, where m is the number of edges. In fact, the impossibility results presented above all use the ability of the adversary to assign the local port numbers in a misleading order. On the other hand, even if nodes are not marked in any way but if port numbers are carefully assigned (still satisfying the condition that at each node v , port numbers from 1 to d_v are used), then a simple agent, even oblivious, can perform periodic graph exploration within period of length $O(n)$. Using appropriate assignment of the local port numbers, the best known period achieved by an oblivious agent is $10n$ [2] whereas the best known period achieved by an agent with constant memory is $3.75n$ [3].

1.1 Our results

In this paper, we improve both these bounds. More precisely, we present an efficient deterministic algorithm assigning port numbers in the graph, such that, an oblivious agent is able to accomplish each period of the traversal route in at most $4\frac{1}{3}n$. Our algorithm uses a new three-layer partition of graphs permitting an optimal $O(|E|)$ -time construction of the port labeling. As a complement, we present a class of graphs in which an oblivious agent performs a tour of at most $2n$. In addition, we present another algorithm assigning port numbers in the graph, also using the three-layer partitioning approach, such that, an agent with constant memory is able to accomplish periodic graph exploration within period at most $3.5n$. Moreover, we give the first non-trivial lower bound, $2.8n$, on the period length for the oblivious case.

1.2 Related Work

Graph exploration by robots has recently attracted growing attention. The unknown environment in which the robots operate is often modelled as a graph, assuming that the robots may only move along its edges. The graph setting is available in two different forms.

In [9, 10, 11, 12, 13], the robot explores strongly connected directed graphs and it can move only in one pre-specified direction along each edge. In [14, 15, 8, 16, 17, 6, 18], the explored graph is undirected and the agent can traverse edges in both directions. Also, two alternative efficiency measures are adopted in most papers devoted to graph exploration, namely, the *time* of completing the task [9, 14, 10, 11, 15, 12, 16], or the number of *memory bits* (states in the automaton) available to the agent [8, 19, 20, 17, 6, 21].

Graph exploration scenarios considered in the literature differ in an important way: it is either assumed that nodes of the graph have unique labels which the agent can recognise, or it is assumed that nodes are anonymous. Exploration of directed graphs assuming the existence of labels was investigated in [9, 12, 13]. In this case, no restrictions on the agent moves were imposed, other than by directions of edges, and fast exploration algorithms were sought. Exploration of undirected labelled graphs was considered in [14, 22, 15, 16, 23]. Since in this case a simple exploration based on depth-first search can be completed in time $2m$, where m is the number of edges, investigations concentrated either on further reducing the time for an unrestricted agent, or on studying efficient exploration when moves of the agent are restricted in some way. The first approach was adopted in [23], where an exploration algorithm working in time $m + O(n)$, with n being the number of nodes, was proposed. Restricted agents were investigated in [14, 22, 15, 16]. It was assumed that the agent is a robot with either a restricted fuel tank [14, 15], forcing it to periodically return to the base for refuelling, or that it is a tethered robot, i.e., attached to the base by a “rope” or “cable” (a path from the original node) of restricted length [16]. For example, in [16] it was proved that exploration can be done in time $O(m)$ under both scenarios.

Exploration of anonymous graphs presents different types of challenges. In this case, it is impossible to explore arbitrary graphs and to stop after completing exploration if no marking of nodes is allowed [1]. Hence, the scenario adopted in [10, 11] was to allow *pebbles* which the agent can drop on nodes to recognise already visited ones, and then remove them and drop in other places. The authors concentrated attention on the minimum number of pebbles allowing efficient exploration of ar-

bitrary directed n -node graphs. (In the case of undirected graphs, one pebble suffices for efficient exploration.) In [11], the authors compared the exploration power of one agent with pebbles to that of two cooperating agents without pebbles. In [10], it was shown that one pebble is enough, if the agent knows an upper bound on the size of the graph, and $\Theta(\log \log n)$ pebbles are necessary and sufficient otherwise.

In [8, 19, 20, 17, 6], the adopted measure of efficiency was the memory size of the agent exploring anonymous graphs. In [20, 6], the agent was allowed to mark nodes by pebbles, or even by writing messages on whiteboards with which nodes are equipped. In [8], the authors studied special schemes of labelling nodes, which facilitate exploration with small memory. Another aspect of distributed graph exploration by robots with bounded memory was studied in [19, 21], where the topology of graphs is restricted to trees. In [19] Diks *et al.* proposed a robot requiring $O(\log^2 n)$ memory bits to explore any tree with at most n nodes. They also provided the lower bound $\Omega(\log n)$ if the robot is expected to return to its original position in the tree. Very recently the gap between the upper bound and the lower bound was closed in [21] by Gaśieniec *et al.* who showed that $O(\log n)$ bits of memory suffice in tree exploration with return. However it is known, see [17], that in arbitrary graphs the number of memory bits required by any robot expected to return to the original position is $\Theta(D \log d)$, where D is the diameter and d is the maximum degree in the graph. In comparison, Reingold [5] proved recently that $SL = L$, i.e., any decision problem which can be solved by a deterministic Turing machine using logarithmic memory (space) is log-space reducible to the USTCON (st-connectivity in undirected graphs) problem. This proves the existence of a robot equipped with asymptotically optimal number of $O(\log n)$ bits being able to explore any n -node graph in the perpetual exploration model, where the return to the original position is not required. The respective lower bound $\Omega(\log n)$ is provided in [4].

In this paper, we are interested in robots characterised by very low memory utilisation. In fact, the robots are allowed to use only a constant number of memory bits. This restriction permits modelling robots as finite state automata. Budach [1] proved that no finite automaton can explore all graphs. Rollik [4] showed later that even a finite team of finite automata cannot explore all planar cubic graphs. This result is improved in [7], where Cook and Rackoff introduce a powerful tool, called the *JAG*, for Jumping Automaton for Graphs. A JAG is a finite team of finite automata that permanently cooperate and that can use *teleportation* to move from

their current location to the location of any other automaton. However, even JAGs cannot explore all graphs [7].

2 Preliminaries

2.1 Notation and basic definitions

Let $G = (V, E)$ be a simple, connected, undirected graph. We denote by \vec{G} the symmetric directed graph obtained from G by replacing each undirected edge $\{u, v\}$ by two directed edges in opposite directions – the directed edge from u to v denoted by (u, v) and the directed edge from v to u denoted by (v, u) . For each directed edge (u, v) or (v, u) we say that undirected edge $\{u, v\} \in G$ is its *underlying* edge. For any node v of a directed graph the *out-degree* of v is the number of directed edges leaving v , the *in-degree* of v is the number of directed edges incoming to v , and *cumulative degree* of v is the sum of its out-degree and its in-degree.

Directed cycles constructed by our algorithm traverse some edges in G once and some other edges twice in opposite directions. However, at early stages, our algorithm for oblivious agents is solely interested whether the edge is unidirectional or bidirectional, indifferently of the direction. To alleviate the presentation (despite some abuse of notation), in this context, an edge that is traversed once when deprived of its direction we call a *single edge*. Similarly, an edge that is traversed twice is called a *two-way edge*, and it is understood to be composed of two single edges (in opposite directions). Hence we extend the notion of single and two-way edges to general directed graphs in which the direction of edges is removed. In particular, we say that two remote nodes s and t are connected by a *two-way path*, if there is a finite sequence of vertices v_1, v_2, \dots, v_k , where each pair v_i and v_{i+1} is connected by a two-way edge, and $s = v_1$ and $t = v_k$. We call a directed graph \vec{K} *two-way connected* if for any pair of nodes there is a two-way path connecting them. Note that two-way connectivity implies strong connectivity but not the opposite.

2.2 Three-layer partition

The three-layer partition is a new graph decomposition method that we use in to efficiently construct periodic tours in both the oblivious and the bounded-memory cases.

For any set of nodes X we call the *neighborhood* of X the set of their neighbors in graph G (excluding nodes in X) and we denote it by $N_G(X)$. One of the main components of the constructions of our technique are

backbone trees of G , that is connected cycle-free subgraphs of G . We say that a node v is *saturated* in a backbone tree T of G if all edges incident to v in G are also present in T .

A *three-layer partition* of a graph $G = (V, E)$ is a 4-tuple (X, Y, Z, T_B) such that (1) the three sets X, Y and Z form a partition of V , (2) $Y = N_G(X)$ and $Z = N_G(Y) \setminus X$, (3) T_B is a tree of node-set $X \cup Y$ where all nodes in X are saturated. We call X the *top layer*, Y the *middle layer*, and Z the *bottom layer* of the partition. Any edge of G between two nodes in Y will be called *horizontal*.

During execution of procedure 3L-PARTITION the nodes in V are dynamically partitioned into sets X, Y, Z, P and R with temporary contents, where X is the set of saturated nodes, $Y = N_G(X)$ contains nodes at distance 1 from X , $Z = N_G(Y) \setminus X$ contains nodes at distance 2 from X , $P = N_G(Z) \setminus Y$ contains nodes at distance 3 from X and $R = V \setminus (X \cup Y \cup Z \cup P)$ contains all the remaining nodes in V .

Procedure 3L-PARTITION(*in* : $G = (V, E)$; *out* : X, Y, Z, T_B);

- (1) $X = Y = Z = P = \emptyset$; $R = V$; $T_B = \emptyset$;
- (2) select an arbitrary node $v \in R$;
- (3) **loop**
 - (a) $X = X \cup \{v\}$; (insert into X newly selected node);
 - (b) update contents of sets Y, Z, P and R (on the basis of new X);
 - (c) saturate the newly inserted node v to X (i.e., insert all new edges to T_B);
 - (d) **if** the new node v in X was selected from P **then** insert to T_B an arbitrary horizontal edge (on middle level) to connect the newly formed star rooted in v with the rest of T_B .
 - (e) **if** any new node $v \in Y$ can be saturated **then** select v for saturation;
else-if any new node $v \in Z$ can be saturated **then** select v for saturation;
else-if P is non-empty **then** select a new v from P for saturation arbitrarily;
else exit-loop;
- end-loop**
- (4) **output** (X, Y, Z, T_B)

Lemma 1. *Procedure 3L-PARTITION computes a three-layer partition for any connected graph G .*

Lemma 2. *The three-layer partition has the following properties:*

- (1) *each node in Y has an incident horizontal edge outside of T_B ;*
- (2) *each node in Z has at least two neighbors in Y .*

Proof. To prove property (1) assume, by contradiction, that there exists a node $u \in Y$ that has no horizontal edges outside of T_B . Observe that in this case u can be saturated, i.e., u may be moved to X , inserting into T_B

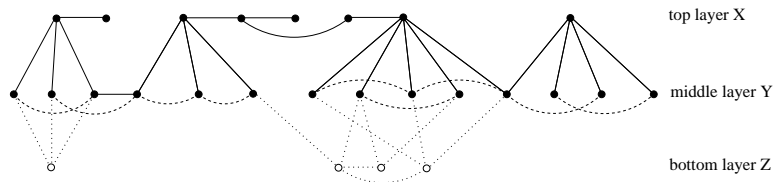


Fig. 1. Three-layer partition. Solid lines and black nodes belong to the backbone tree T_B . Dashed lines represent horizontal edges outside T_B . Dotted lines are incident to nodes from Z .

all remaining edges incident to u . Indeed, since before u was saturated all such edges lead only to nodes in Z their insertion does not form cycles. Thus property (1) holds. Finally, assume there is a node w in Z with no more than one incident edge leading to level Y . Also in this case we can saturate w since all edges incident to w form a star that shares at most one node with T_B . Thus, no cycle is created, which in turn proves property (2). \square

Lemma 3. *For any graph $G = (V, E)$ a three-layer partition may be computed in $O(|E|)$ time.*

2.3 RH-traversability and witness cycles

In this section we discuss the conditions for the oblivious periodic traversals. Given a port number assignment algorithm and an agent algorithm, it is possible, for a given degree d , to permute all port numbers incident to each degree- d node of a graph G according to some fixed permutation σ , and to modify the transition function f of the agent accordingly, so that the agent behaves exactly the same as before in G . The new transition function f' is in this case given by the formula $f' = \sigma \circ f \circ \sigma^{-1}$ and the two agent algorithms are said to be equivalent.

More precisely, two agent algorithms described by their respective transition functions f and f' are *equivalent* if for any $d > 0$ there exists a permutation σ on $\{1, \dots, d\}$ such that $f' = \sigma \circ f \circ \sigma^{-1}$.

The most common algorithm used for oblivious agents is the Right-Hand-on-the-Wall algorithm. This algorithm is specified by the transition function $f : (s, i, d) \mapsto (s, (i \bmod d) + 1)$. Differently speaking, if the agent enters a degree- d node v by port number i , it will exit v through port number $(i \bmod d) + 1$.

The following lemma states that any couple consisting of a port number assignment algorithm and an oblivious agent algorithm, and solving the periodic graph exploration problem, can be expressed by using

the Right-Hand-on-the-Wall algorithm as the agent algorithm. We will thus focus on this algorithm in all subsequent parts referring to oblivious agents.

Lemma 4. *Any agent algorithm enabling an oblivious agent to explore all graphs (even all stars) is equivalent to the Right-Hand-on-the-Wall algorithm.*

Graph traversal according to the Right-Hand-on-the-Wall algorithm has been called *right-hand traversals* or shortly *RH-traversals*, see [2]. Similarly, cyclic paths formed in the graph according to the right-hand rule are called *RH-cycles*. The aim of our first oblivious-case algorithm is to find a short RH-traversal of the graph, i.e., to find a cycle \vec{C} in \vec{G} containing all nodes of \vec{G} and satisfying the right-hand rule: If $e_1 = (u, v)$ and $e_2 = (v, w)$ are two successive edges of \vec{C} then e_2 is the successor of e_1 in the port numbering of v . We call such a cycle a *witness cycle* for G , and the corresponding port numbering a *witness port numbering*.

Given graph \vec{G} we first design \vec{H} , a spanning subgraph of \vec{G} that contains all edges of a short witness cycle \vec{C} of \vec{G} . Then we look for port numbering of each node in \vec{H} to obtain \vec{C} . The characterisation of such a graph \vec{H} is not trivial, however it is easy to characterise graphs which are unions of RH-cycles.

Definition 5. *A node $v \in \vec{G}$ is RH-traversable in \vec{H} if there exists a port numbering π_v such that, for each edge $(u, v) \in \vec{H}$ incoming to v via an underlying edge e there exists an outgoing edge $(v, w) \in \vec{H}$ leaving v via the underlying edge e' , such that e' is the successor of e in the port numbering of v .*

We call such ordering a witness ordering for v .

Let \vec{H} be a spanning subgraph of \vec{G} . For each node v , denote by b_v , i_v and o_v the number of two-way edges incident to v used in \vec{H} , only incoming and only outgoing edges, respectively. The following lemma characterises the nodes of a graph being an union of RH-cycles.

Lemma 6. *A node v is RH-traversable if and only if $b_v = d_v$ or $i_v = o_v > 0$.*

Proof. (\Rightarrow) The definition of RH-traversability implies $i_v = o_v$. (\Leftarrow) If $b_v = d_v$, i.e., all edges incident to v are used in two directions, any ordering of the edges is acceptable. Otherwise ($b_v \neq d_v$), choose a

port numbering in which outgoing edges that contribute to two-way edges are arranged in one block followed by an outgoing edge. All remaining directed edges are placed in a separate block, in which edges alternate directions and the last (incoming) edge precedes the block of all two-way edges. \square

We easily obtain the following

Corollary 7. *A spanning subgraph \vec{H} of \vec{G} is a union of RH-cycles if and only if each node v has an even number of single edges incident to v in \vec{H} , and, in case no single edge is incident to v in \vec{H} , all two-way edges incident to v in \vec{G} must be also present in \vec{H} .*

In the rest of this section we introduce several operations on cycles, and the conditions under which these operations will result in a witness cycle.

Consider a subgraph \vec{H} of G that has only RH-traversable nodes. Observe that any port numbering implies a partitioning of \vec{H} into a set of RH-cycles. Take any ordering γ of this set of cycles. We define two rules which transform one set of cycles to another. The first rule, *Merge3*, takes as an input three cycles incident to a node and merge them to form a single one. The second rule, *EatSmall*, breaks a non-simple cycle into two sub-cycles and transfers one of them to another cycle.

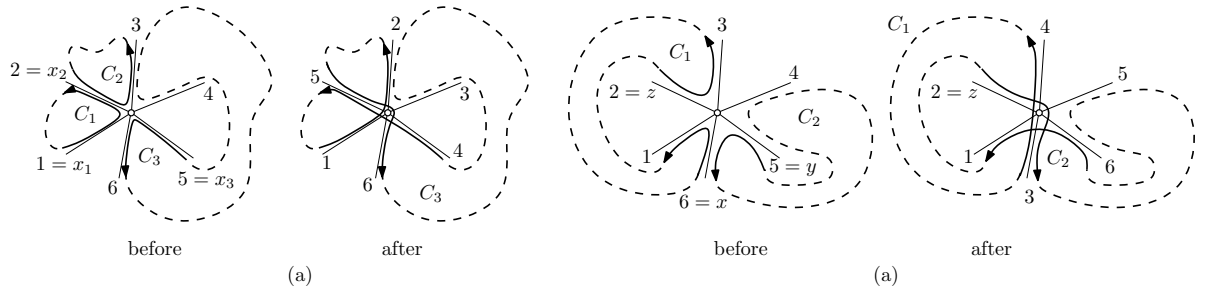


Fig. 2. (a) Applying rule *Merge3*; (b) applying rule *EatSmall*.

1. **Rule Merge3:** Let v be a node incident to at least three different cycles C_1 , C_2 and C_3 . Let x_1 , x_2 and x_3 be the underlying edges at v containing incoming edges for cycles C_1 , C_2 and C_3 , respectively (x_1, x_2 and x_3 can be a single edge or a two-way edge in \vec{H}). Suppose

w.l.o.g., that x_2 is between x_1 and x_3 in cyclic port numbering of v . The port numbering which makes the successor of x_2 becomes the successor of x_1 , the successor of x_3 becomes the successor of x_2 and the successor of x_1 becomes the successor of x_3 and keeps the relative order of the remaining edges the same (see Figure 2(a)) connects the cycles C_1 , C_2 and C_3 into a single cycle C_3 , while remaining a witness port numbering for v (due to the original port numbering).

2. **Rule EatSmall:** Let C_1 be the smallest cycle in ordering γ such that
- there is a node v that appears in C_1 at least twice
 - there is also another cycle C_2 incident to v
 - $\gamma(C_1) < \gamma(C_2)$

Let x and y be underlying edges at v containing incoming edges for C_1 and C_2 , respectively; let z be the underlying edge containing the incoming edge by which C_1 returns to v after leaving via the successor of x . If z is the successor of y , choose a different x . Modify the ordering of the edges in v as follows: (1) the successor of x becomes the new successor of y , (2) the old successor of y becomes the new successor of z , (3) the old successor of z becomes the new successor of x and (4) the order of the other edges remains unchanged – see Figure 2(b).

Lemma 8. *Let \vec{K} be a two-way connected spanning subgraph of G with all nodes RH-traversable in \vec{K} . Consider the set of RH-cycles generated by some witness port numbering of its nodes, with C^* being the largest cycle according to some ordering γ . If neither Merge3 nor EatSmall can be applied to the nodes of C^* then C^* is a witness cycle.*

Proof. Suppose, by contradiction, that C^* does not span all the nodes in G . Let V' be the set of nodes of G not traversed by C^* . Since \vec{K} is two-way connected there exist two nodes $u, v \in G$, such that v belongs to C^* and $u \in V'$, and the directed edges (u, v) and (v, u) belong to \vec{K} . Edges (u, v) and (v, u) cannot belong to different cycles of \vec{K} because Merge3 would be applicable. Hence (u, v) and (v, u) must both belong to the same cycle C' . However (u, v) and (v, u) cannot be consecutive edges of C' because this would imply $d_v = 1$ which is not the case, since v also belongs to C^* . Hence C' must visit v at least twice. However, since C^* is the largest cycle we have $\gamma(C') < \gamma(C^*)$ and the conditions of applicability of rule EatSmall are satisfied with $C_1 = C'$ and $C_2 = C^*$. This is the contradiction proving the claim of the lemma. \square

3 Oblivious periodic traversal

In this section we describe the algorithm that constructs a short witness cycle for graph G . According to lemma 8 it is sufficient to construct a spanning subgraph \vec{K} of G which is two-way connected, such that, each node of G is RH-traversable in \vec{K} . We will present first a restricted case of a *terse set of RH-cycles*, when it is possible to construct a spanning tree of G with no saturated node. In this case we can construct a witness cycle of size $2n$. In the case of arbitrary graphs, we need a more involved argument, which will lead to a witness cycle of size $4\frac{1}{3}n$. We conclude this section with the presentation of a lower bound of $2.8n$.

3.1 Terse set of RH-cycles

Suppose that we have a graph G , which has a spanning tree T with no saturated node. This happens for large and non-trivial classes of graphs, including two-connected graphs, graphs admitting two disjoint spanning trees, and many others. For those graphs we present an algorithm that finds a shorter witness cycle than one that we can find for arbitrary graphs. The idea of the algorithm is to first construct a spanning subgraph of G , \vec{K} of size $2n$, which contains only RH-traversable nodes (cf. algorithm TERSECYCLES). Then we apply a port numbering which partitions \vec{K} into a set of RH-cycles that can then be merged into a single witness cycle (cf. Corollary 10).

Algorithm TERSECYCLES:

- 1: Find T – a spanning subgraph of G with no saturated nodes;
- 2: $\vec{K} \leftarrow T$; {each edge in T is a two-way edge in \vec{K} }
- 3: For each node $v \in \vec{K}$ add to \vec{K} a single edge from $G \setminus T$; {the single edges form a collection of stars S }
- 4: RESTORE-PARITY($\vec{K}, T, \text{root}(T)$);

Procedure RESTORE-PARITY has to assure that the number of single edges incident to each node is even. The procedure visits each node v of the tree T in the bottom-up manner and counts all single edges incident to v . If this number is odd, the two-way edge leading to the parent is reduced to a single edge (with the direction to be specified later). The procedure terminates when the parity of all children of the root in the spanning tree is restored. Note also that the cumulative degree of the root must be even since the cumulative degree of all nodes in S is even. Note also that no decision about the direction of single edges is made yet.

Procedure RESTOREPARITY(directed graph \vec{K} , tree T , node v): integer;

- 1: $P_v = (\text{number of single edges in } \vec{K} \setminus T) \pmod{2}$;
- 2: **if** v is not a leaf in T **then**
- 3: **for** each node $c_v \in T$ being a child of v **do**
- 4: $P_v \leftarrow (P_v + \text{RestoreParity}(\vec{K}, T, c_v)) \pmod{2}$;
- 5: **end for**
- 6: **end if**
- 7: **if** $P_v = 1$ **then**
- 8: reduce the two-way edge $(P, \text{parent}(P))$ to single;
- 9: **end if**
- 10: **return** P_v ;

Lemma 9. *After the completion of procedure TERSECYCLES every node of \vec{K} is RH-traversable.*

Proof. Every node is either saturated or it has at least two single edges incident to it. \square

Corollary 10. *For any graph G admitting a spanning tree T , such that none of the nodes is saturated (i.e., $G \setminus T$ spans all nodes of G) it is possible to construct a witness cycle of length at most $2n$.*

Corollary 10 gives small witness cycles for a large class of graphs. It should be noted for 3-regular graphs, finding a spanning tree having no saturated nodes corresponds to finding a Hamiltonian path, a problem known to be NP-hard even in this restricted setting [24].

3.2 Construction of witness cycles in arbitrary graphs

The construction of witness cycle is based on the following approach. First select a spanning tree T of graph G composed of two-way edges. Let G_i , for $i = 1, 2, \dots, k$ be the connected components of $G \setminus T$, having, respectively, n_i nodes. For each such component we apply procedure 3L-PARTITION, obtaining three sets X_i, Y_i and Z_i and a backbone tree T_i . We then add single edges incident to the nodes of sets Y_i and Z_i , and we apply the procedure RESTOREPARITY to each component G_i . We do this in such a way that the total number of edges in G_i is smaller than $2\frac{1}{3}n$. For the union of graphs $T \cup G_1 \cup G_2 \cup \dots \cup G_k$ we take a port numbering that generates a set of cycles. The port numbering and orientation of edges in the union of graphs is obtained as follows. First we remove temporarily

all two-way edges from the union. The remaining set of single edges is partitioned into a collection of simple cycles, where edges in each cycle have a consistent orientation. Further we reinstate all two-way edges in the union, s.t., each two-way edge is now represented as two arcs with the opposite direction. Finally we provide port numbers at each node of the union, s.t., it is consistent with the RH-traversability condition, see lemma 6. We apply rules *Merge3* and *EatSmall* to this set of cycles until neither rule can be applied. The set of cycles obtained will contain a witness cycle, using lemma 8.

Algorithm FINDWITNESSCYCLE;

- 1: Find a spanning tree T of graph G {two-way edges}
- 2: **for** each connected component G_i of $G \setminus T$ **do**
- 3: 3L-PARTITION(G_i, X_i, Y_i, Z_i, T_i);
- 4: Form set P_i by selecting for each node in Z_i two edges leading to Y_i ; {single edges};
- 5: Form a set of independent stars S_i spanning all nodes in Y_i that are not incident to P_i ; {single edges};
- 6: RESTOREPARITY($G_i \cup P_i \cup S_i, T_i, root(T_i)$);
- 7: **end for**
- 8: $\vec{K} \leftarrow T \cup G_1 \cup G_2 \cup \dots \cup G_k$;
- 9: Take any port numbering and produce a set \mathfrak{C} of RH-cycles induced by it;
- 10: Apply repeatedly *Merge3* or, if not possible, *EatSmall* to \mathfrak{C} until neither rule can be applied;
- 11: **return** the witness cycle of \mathfrak{C} ;

Theorem 11. *For any n -node graph algorithm FINDWITNESSCYCLE returns a witness cycle of size at most $4\frac{1}{3}n - 4$.*

Theorem 12. *The algorithm FINDWITNESSCYCLE terminates in $O(|E|)$ time.*

3.3 Lower Bound

We have shown in the previous section that for any n -node graph we can construct a witness cycle of length at most $4\frac{1}{3}n - 4$. In this section we complement this result with the lower bound $2.8n$:

Theorem 13. *For any non-negative integers n , k and l such that, $n = 5k + l$ and $l < 5$, there exists an n -node graph for which any witness cycle is of length $14k + 2l$.*

4 Periodic traversal with constant memory

In this section we focus on the construction of a tour in arbitrary undirected graphs to be traversed by an agent equipped with a constant memory. The main idea of the periodic graph traversal mechanism proposed in [25], and further developed in [3], is to visit all nodes in the graph while traversing along an *Euler tour* of a (particularly chosen) spanning tree. In [25] the agent after entering a node v in the tree via port 1, which always leads to the parent in the spanning tree, visits recursively all subtrees accessible from v via ports $2, \dots, i + 1$, where i is the number of children of v . When the agent returns from the last (i th) child it either: (1) returns to its parent via port 1, when $i + 1$ is also the degree of v (i.e., v is saturated in T); or (2) it attempts to visit another child of v adopting the edge e associated with port $i + 2$. In case (2) the agent learns at the other end of e that the port number is different from 1, i.e., the agent is not visiting a legal child of v . The agent first returns to v and then immediately to the parent of v , where it continues the tree traversal process. In these circumstances, the edge e is called a *penalty edge* since e does not belong to the spanning tree and an extra cost has to be charged for accessing it. Since the spanning tree has $n - 1$ edges, and at each node the agent can be forced to examine a penalty edge, the number of steps performed by the agent (equal to the length of the periodic tour) may be as large as $4n - 2$ ($n - 1$ edges of the spanning tree and n penalty edges, where each edge is traversed in both directions). The main result of [3] is the efficient construction of a specific spanning tree supported by a more advanced visiting mechanism stored in the agent's memory. They showed that the agent is able to avoid penalties at a fraction of at least $\frac{1}{8}n$ nodes. This in turn gave the length of the periodic tour not larger than $3.75n$.

In what follows we show a new construction of the spanning tree, based on the earlier three-layer partition. This, supported by a new labeling mechanism together with slightly increased memory of the agent, allows to avoid penalties at $\frac{1}{4}n$ nodes resulting in a periodic tour of length $\leq 3.5n$. In the new scheme some leaves in the spanning tree are connected with their parents via port 2 (in [3] this port is always assumed to be 1). The rationale behind this modification is to treat edges towards certain leaves as penalty edges (rather than the regular tree edges) and in turn to avoid visits beyond these leaves, i.e., to avoid unnecessary examination of certain penalty edges.

Recall that the nodes of the input graph can be partitioned into three sets X, Y and Z where all nodes in X and Y are spanned by a backbone

tree, see section 2.2. The spanning tree T is obtained from the backbone tree by connecting every node in Z to one of its neighbors in Y . Recall also that every node $v \in X$ is *saturated*, i.e., all edges incident to v in G belong also to the spanning tree. Every node in Y that lies on a path in T between two nodes in X is called a *bonding node*. The remaining nodes in Y are called *local*.

Initial port labeling When the spanning tree T is formed, we pick one of its leaves as the root r where the two ports located on the tree edge incident to r are set to 1. Initially, for any node v the port leading to the parent is set to 1 and ports leading to the i children of v are set to $2, \dots, i+1$, s.t., the subtree of v rooted in child j is at least as large as the subtree rooted in child j' , for all $2 \leq j < j' \leq i+1$. All other ports are set arbitrarily using distinct values from the range $i+2, \dots, d_v$, where d_v is the degree of v . Later, we modify allocation of ports at certain leaves of the spanning tree located in Z . In particular we change labels at all children having no other leaf-siblings in T of bonding nodes (see, e.g., node w_1 in Figure 3), as well as in single children of local nodes, but only if the local node is the last child of a node in X that has children on its own (see, e.g., node w_2 in Figure 3).

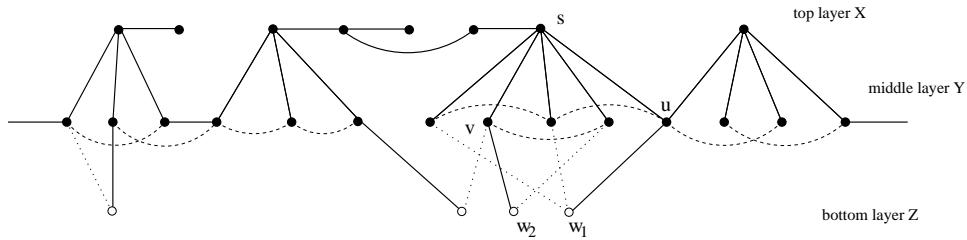


Fig. 3. Fragment of the spanning tree with the root located to the right of w_1 and w_2 .

Port swap operation Recall that every leaf w located at the level Z has also an incident edge e outside of T that leads to some node v in Y (property 2 of the three-layer partition). When we swap port numbers at w , we set to 2 the port on the tree edge leading to the parent of w . We call such edge a *sham penalty edge* since it now pretends to be a penalty edge while, in fact, it connects w to its parent in the spanning tree T . We also set to 1 the port number on the lower end of e . All other port numbers at w (if there are more incident edges to w) are set arbitrarily. After the port swap operation at w is accomplished we also have to ensure

that the edge e will never be examined by the agent, otherwise it would be wrongly interpreted as a legal tree edge, where v would be recognised as the parent of w . In order to avoid this problem we also set ports at v with greater care. Note that v has also an incident horizontal edge e' outside of T (property 1 of the three-layer partition). Assume that the node v has i children in T . Thus if we set to $i + 2$ the port on e' (recall that port 1 leads to the parent of v and ports $2, \dots, i + 1$ lead to its children) the port on e will have value larger than $i + 2$ and e will never be accessed by the agent. Finally note that the agent may wake up in the node with a sham penalty edge incident to it. For this reason we introduce an extra state to the finite state automaton \mathcal{A} governing moves of the agent in [3] to form a new automaton \mathcal{A}^+ . While being in the wake up state the agent moves across the edge accessible via port 1 in order to start regular performance (specified in [3]) in a node that is not incident to the lower end of a sham penalty edge.

Lemma 14. *The new port labeling provides a mechanism to visit all nodes in the graph in a periodic manner by the agent equipped with a finite state automaton \mathcal{A}^+ .*

Theorem 15. *For any undirected graph G with n nodes, it is possible to compute a port labeling such that an agent equipped with a finite state automaton \mathcal{A}^+ can visit all nodes in G in a periodic manner with a tour length that is no longer than $3\frac{1}{2}n - 2$.*

Note that in the model with implicit labels, one port at each node has to be distinguished in order to break symmetry in a periodic order of ports. This is to take advantage of the extra memory provided to the agent.

5 Further discussion

Further studies on trade-offs between the length of the periodic tour and the memory of a mobile entity are needed. The only known lower bound $2n - 2$ holds independently of the size of the available memory, and it refers to trees. This still leaves a substantial gap in view of our new $3.5n$ upper bound. Another alternative would be to look for as good as possible tour for a given graph, for example, in a form of an approximate solution. Indeed, for an arbitrary graph, finding the shortest tour may correspond to discovering a Hamiltonian cycle in the graph, which is NP-hard.

Acknowledgements. Many thanks go to Adrian Kosowski, Rastislav Kralovic, and Alfredo Navarra for a number of valuable discussions on the main themes of this work.

References

- [1] Budach, L.: Automata and labyrinths. *Math. Nachrichten* (1978) 195–282.
- [2] Dobrev, S., Jansson, J., Sadakane, K., Sung, W.K.: Finding Short Right-Hand-on-the-Wall Walks in Graphs. In: *12th Colloquium on Structural Information and Communication Complexity SIROCCO*. Volume LNCS 3499. (2005) 127 – 139.
- [3] Gašieniec, L., Klasing, R., Martin, R., Navarra, A., Zhang, X.: Fast periodic graph exploration with constant memory. *J. Comput. Syst. Sci.* **74**(5) (2008) 808 – 822.
- [4] Rollik, H.: Automaten in planaren graphen. *Acta Informatica* **13** (1980) 287–298.
- [5] Reingold, O.: Undirected st-connectivity in log-space. *Proc. STOC'05* (2005) 376–385.
- [6] Fraigniaud, P., Ilcinkas, D., Rajsbaum, S., Tixeuil, S.: The reduced automata technique for graph exploration space lower bounds. In: *Essays in Memory of Shimon Even*. Volume 3895 of LNCS. (2006) 1–26.
- [7] Cook, S.A., Rackoff, C.: Space lower bounds for maze threadability on restricted machines. *SIAM Journal on Computing* **9**(3) (1980) 636–652.
- [8] Cohen, R., Fraigniaud, P., Ilcinkas, D., Korman, A., Peleg, D.: Label-guided graph exploration by a finite automaton. *ACM Transactions on Algorithms* **4**(4) (2008)
- [9] Albers, S., Henzinger, M.R.: Exploring unknown environments. *SIAM Journal on Computing* **29** (2000) 1164–1188.
- [10] Bender, M., Fernandez, A., Ron, D., Sahai, A., Vadhan, S.: The power of a pebble: Exploring and mapping directed graphs. *Information and Computation* **176**(1) (2002) 1–21.
- [11] Bender, M., Slonim, D.K.: The power of team exploration: two robots can learn unlabeled directed graphs. In: *Proc. of FOCS 94*. (1994) 75–85.
- [12] Deng, X., Papadimitriou, C.H.: Exploring an unknown graph. *Journal of Graph Theory* **32**(3) (1999) 265–297.
- [13] Fleischer, R., Trippen, G.: Exploring an unknown graph efficiently. In: *Proc. 13th Annual European Symposium on Algorithms (ESA 2005)*. (2005) 11–22.
- [14] Awerbuch, B., Betke, M., Rivest, R., Singh, M.: Piecemeal graph exploration by a mobile robot. *Information and Computation* **152**(2) (1999) 155–172.
- [15] Betke, M., Rivest, R., Singh, M.: Piecemeal learning of an unknown environment. *Machine Learning* **18**(2-3) (1995) 231–254.
- [16] Duncan, C., Kobourov, S., Kumar, V.: Optimal constrained graph exploration. In: *ACM Transaction on Algorithms*. Volume 2(3). (2006) 380–402.
- [17] Fraigniaud, P., Ilcinkas, D., Peer, G., Pelc, A., Peleg, D.: Graph exploration by a finite automaton. In: *Theoretical Computer Science*. Volume 345(2-3). (2005) 331–344.
- [18] Panaite, P., Pelc, A.: Exploring unknown undirected graphs. *J. Algorithms* **33** (1999) 281–295.
- [19] Diks, K., Fraigniaud, P., Kranakis, E., Pelc, A.: Tree exploration with little memory. *Journal of Algorithms* **51** (2004) 38–63.

- [20] Fraigniaud, P., Ilcinkas, D.: Digraph exploration with little memory. In: *21st Symp. on Theoretical Aspects of Computer Science (STACS'04)*. (2004) 246–257.
- [21] Gašieniec, L., Pelc, A., Radzik, T., Zhang, X.: Tree exploration with logarithmic memory. In: *SODA*. (2007) 585 – 594.
- [22] Awerbuch, B., Kobourov, S.: Polylogarithmic-overhead piecemeal graph exploration
- [23] Panaite, P., Pelc, A.: Impact of topographic information on graph exploration efficiency. *Networks* **36** (2000) 96–103.
- [24] Garey, M., Johnson, D., Tarjan, R.: The planar hamiltonian circuit problem is np-complete. *SIAM J. Comput.* **5(4)** (1976) 704–714.
- [25] Ilcinkas, D.: Setting Port Numbers for Fast Graph Exploration. In: *13th Colloquium on Structural Information and Communication Complexity SIROCCO*. Volume LNCS 4056. (2006) 59 – 69.

6 Appendix

6.1 An example of the 3L-Partition

The example from Figure 4 illustrates the procedure 3L-PARTITION for a graph in Fig. 4(-). The graphs from Fig. 4(a) through Fig. 4(e) present the configuration after each iteration of the loop, when a new node is chosen for saturation, and the sets X, Y, Z, P, R as well as the backbone tree T_B are modified accordingly. The saturated nodes are a, b, c, d and e , chosen from different sets Y, Z and P . In all configurations except (-) the content of each set X, Y, Z, P, R is represented at a different horizontal level.

6.2 An example of local port ordering

6.3 An example of a port numbering which induces a union of RH-cycles

One can verify, that if we exchange any two labels of one of the degree-three nodes of this graph, the three cycles would merge to a single witness cycle.

6.4 Proof of Lemma 1

We show that the procedure creates a three-layer partition with a distinguished backbone tree T_B . Recall that the contents of sets Y, Z, P and R strictly depend on the content of X . New nodes are inserted to X gradually, one per *round*, where each round corresponds to a single execution of the main loop. We use the following invariant. At the start of each round nodes in sets X and Y are spanned by a partial backbone tree T_B and a newly selected node for saturation is provided as v . At the end of the

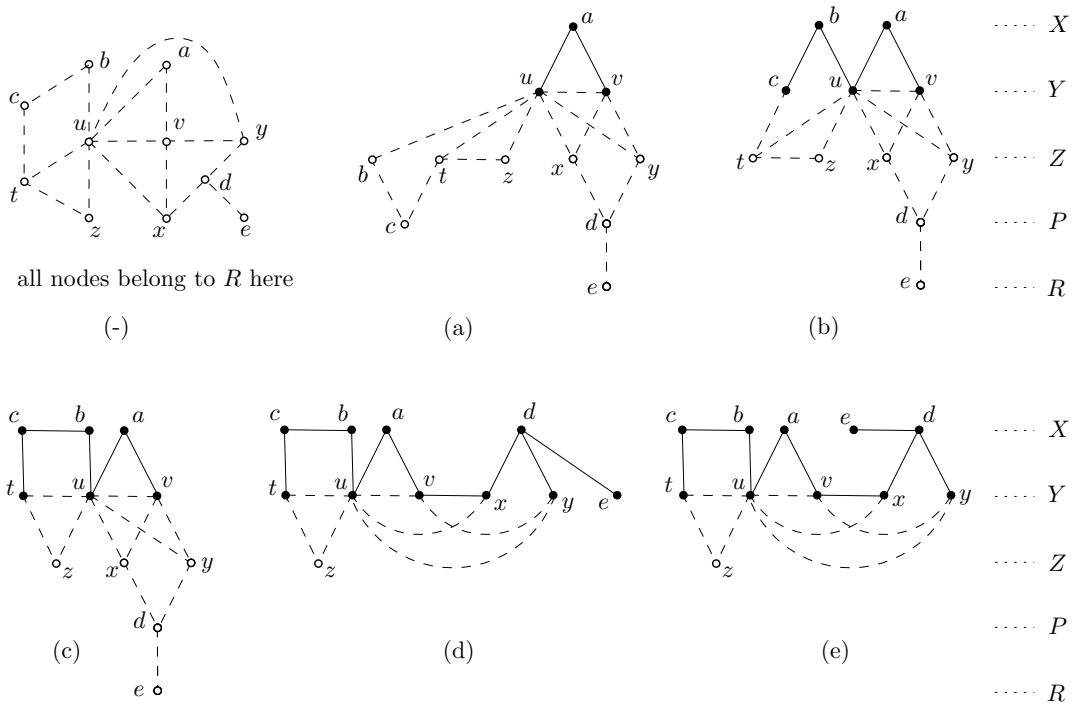


Fig. 4. Example of functioning of procedure 3L-PARTITION. Solid lines and black nodes belong to the backbone tree T_B .

first round the invariant is satisfied since X contains only one node whose neighbors in G form Y (step 3b) and all edges incident to it belong to T_B (step 3c). Assume now that the invariant is satisfied at the beginning of some further round i . When the newly selected node v is inserted to X (step 3a) the content of other sets is recomputed (step 3b). Note that v is always selected, s.t., adding all edges incident to v will not form a cycle with edges in T_B . If v was chosen from Y (this happens only when v has no horizontal incident edges), v is already connected to T_B so all incident edges to v (added in step 3c) will be connected to the rest of T_B too. Alternatively, if v comes from Z (this happens when all nodes in Y have horizontal edges outside of T_B) and v has exactly one neighbor $w \in Y$ as soon as all edges incident to v are inserted, the new part of T_B gets connected to the old one via the node w . Finally, if v was selected in P (this happens when all nodes in Y have horizontal edges outside of T_B and all nodes in Z have at least two neighbors in Y) then all edges incident to v are inserted to T_B . Note that when v was moved to X all its neighbors in Z were moved to Y forming at least one new horizon-

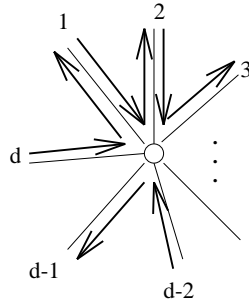


Fig. 5. Ordering two bidirectional, two incoming and two outgoing underlying edges.

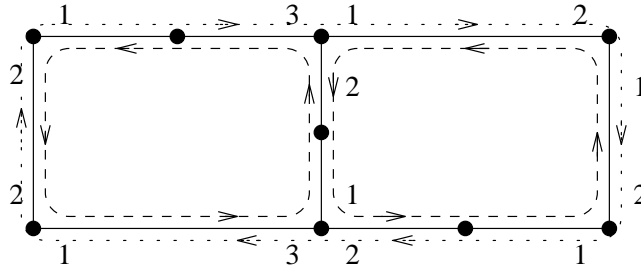


Fig. 6. Each node is RH-traversable, but the witness ordering of nodes define several cycles, i.e., no cycle spans the whole graph.

tal edge in Y (formerly this edge laid across sets Y and Z). We use this new horizontal edge to connect a newly formed star with the remaining part of T_B . The procedure stops when it attempts to select a new node for saturation from an empty set P meaning that all nodes from V are already distributed among X, Y, Z for which, according to our invariant, the backbone tree T_B is already completed. \square

6.5 Proof of Theorem 3

Each edge $\{v, w\} \in G$ is taken into consideration twice by the procedure, once as the directed edge (v, w) and the other time as the directed edge (w, v) . We prove that for each directed edge the procedure performs a constant time task.

We suppose that each node of the graph is colored *red* when it has been already tested for saturation (whether or not it was eventually included in set X) or *green* otherwise. All nodes are initially colored green and put in set R . During the execution of step (e) of 3L-PARTITION procedure a green node v is selected for saturation from a set Y, Z or P (in that order).

Depending on the set to which belongs v and the sets to which belong all its neighbors v passes or fails the saturation tests. In particular:

1. If $v \in Y$ then v becomes saturated (and promoted to X) if none of its neighbors belongs to Y .
2. If $v \in Z$ then v becomes saturated if only one of its neighbors belongs to Y .
3. If $v \in P$ then v always becomes saturated.

Moreover, each neighbor of v , whether it is green or red, may be promoted to a higher ranking set among Y, Z, P and R depending on the result of the saturation of v . This needs a second scan of the list of neighbours, once the set into which v is put has been determined. Hence v is turned from green to red as a result of a $O(d_v)$ -time step. The 3L-PARTITION procedure terminates when all nodes are red so its overall complexity is $O(|E|)$. \square

6.6 Proof of Lemma 4

Consider an arbitrary algorithm \mathcal{A} enabling an oblivious agent to periodically explore all trees. Let f be its transition function. Fix an arbitrary $d > 1$ and let f_d be the function $i \mapsto f(s, i, d)$ from $\{1, \dots, d\}$ to $\{1, \dots, d\}$, where s is the single state of the oblivious agent. Consider the $d + 1$ -node star of degree d . For $1 \leq i \leq d$, let v_i be the leaf reachable from the central node u by the edge with port number i .

For the purpose of contradiction, assume first that f_d is not surjective. Let i be a port number without pre-image. If the agent is started by the adversary in node v_j , with $j \neq i$, then the node v_i is never explored. Therefore f_d is surjective, and thus a permutation of the set $\{1, \dots, d\}$. Again for the purpose of contradiction, assume that f_d can be decomposed into more than one cycle. Let i be a port number outside 1's orbit (i.e. 1 and i are not in the same cycle of the permutation). If the agent is started by the adversary in node v_1 , then the node v_i is never explored. Hence f_d is a cyclic permutation, i.e., it is constructed with a single cycle. Since the equivalence classes of permutations (usually called conjugacy classes) correspond exactly to the cycle structures of permutations, the agent algorithm \mathcal{A} is equivalent to the Right-Hand-on-the-Wall algorithm.

6.7 Proof of Corollary 10

Note that after the execution of procedure TERSECYCLES each node of $v \in \vec{K}$ has an even number (different from zero) of single edges incident

to it. One can provide direction to all single edges and port numbering at each node v , s.t., all the edges outgoing from and incoming to v belong to the same cycle. This is done in two steps. First, the initial port numbering and the direction of single edges are obtained via greedy selection of single edges to form cycles. Later, if there is a node v that belongs to two cycles (based on single edges), the cycles are merged at v via direct port number manipulation. When this stage is accomplished, the set of nodes in \vec{K} is partitioned into components, with all nodes in the same component belonging to the same cycle based on single edges. Note also that each component is at distance one from some other component, where the components are connected by at least one two-way edge (this is a consequence of the fact that each node has at least two single edges incident to it). The two-way edge is used to connect the components. Connecting successively pairs of components at distance one we end up with a single component, i.e., a witness cycle spanning all the nodes. Note that for each single edge introduced to \vec{K} a two-way edge from the spanning tree is reduced to single during the restore parity process. This happens because single edges form a collection of stars and at least one endpoint of each single edge (in a star) is free. Thus the number of all edges in the witness cycle is bounded by $2n$. \square

6.8 Proof of Theorem 11

Since \vec{K} from line 8 contains T , it is a connected spanning subgraph of G . For each such component we apply procedure 3L-PARTITION, obtaining three sets X_i, Y_i and Z_i , and a backbone tree structure T_i . By lemma 2 we can add single edges incident to the nodes in Y_i and pairs of single edges incident to the nodes in Z_i and then apply procedure RESTOREPARITY to each component G_i . Note that, when each star S_i is constructed, we may do it in such a way that no path of length three or more is created. Indeed, otherwise we could remove a middle edge of any path of length three and the set of spanned nodes would remain the same. Hence S_i is a forest of stars. Moreover we can assume that only centers of such stars can be incident to edges forming P_i , otherwise any edge leading to a leaf node incident to P_i can be removed. Consequently, after termination of the “for” loop, each node of G is RH-traversable in \vec{K} . Moreover, since $\vec{K} \supseteq T$, \vec{K} is two-way connected, so the conditions of lemma 8 are satisfied. Hence, at the end of the algorithm \mathfrak{C} contains a witness cycle.

In order to bound the size of the witness cycle we will bound the number of edges in \vec{K} . Note first that $2n - 2$ edges are used in T (i.e. $n - 1$

two-way edges). Suppose first that for each component G_i , containing n_i nodes of $G \setminus T$, no single edges were added in lines 4 and 5, that is $P_i = \emptyset$ and $S_i = \emptyset$. Hence, the call of procedure `RESTOREPARITY` from line 6 did not modify G_i . In consequence, $2(n_i - 1)$ edges were added for G_i or $2(n_1 + n_2 + \dots + n_k) - 2k$ in total. This value is maximized for $k = 1$, giving $2n - 2$ edges added in the “for” loop, and $4n - 4$ total edges in \vec{K} . The count remains the same if some $P_i \neq \emptyset$, since exactly two edges were added for each node of Z_i in line 4.

Suppose now that $S_i \neq \emptyset$, in line 5, for some components G_i . For each endpoint $v \in Y_i$ of a star belonging to S_i and a single edge e added for v in S_i in line 5, we check whether there is some other edge that was reduced (from two-way to single) during the call of procedure `RESTOREPARITY` in line 6. This happens when v is not incident to a horizontal edge of the backbone tree T_i , since one of the edges incident to v will then become single. Thus the addition of e is done at no extra cost, i.e., the total number of edges remains the same. However, when two endpoints of a horizontal edge are incident to two edges of T_i , only one such edge will be amortised. Consider then a collection of single horizontal edges, belonging to the backbone tree T_i with edges of S_i incident to both of their endpoints. The collection forms a forest. In each tree pick a root arbitrarily and repeat the following process until there is only one edge left in it. Take an arbitrary leaf and amortise the edge of S_i incident to it with the tree edge leading to the parent of the leaf. Remove the leaf and the edge that leads to its parent from further consideration. Note that in this case amortisation is one to one. When this process is accomplished each tree is reduced to one edge. In other words we have a collection of independent single horizontal edges belonging to the backbone tree. Note that each such edge is associated with two independent edges of S_i . Clearly the worst case happens when the forest was formed by independent single edges. This implies that the number of such horizontal edges is not larger than $\frac{n_i}{3}$.

Taking into consideration the maximal penalty that we have to pay for edges added in line 5 of the algorithm, the number of edges forming \vec{K} is bounded by $4\frac{1}{3}n - 4$. \square

6.9 A lower bound example for the `FINDWITNESSCYCLE` algorithm

The example from Figure 7 shows that the bound from Theorem 11 is tight (up to an additive constant) for our algorithm. More precisely, the

image shows that there exist graphs on which our algorithm may produce a witness cycle of size $4\frac{1}{3}n - 7$. The main part of the graph containing

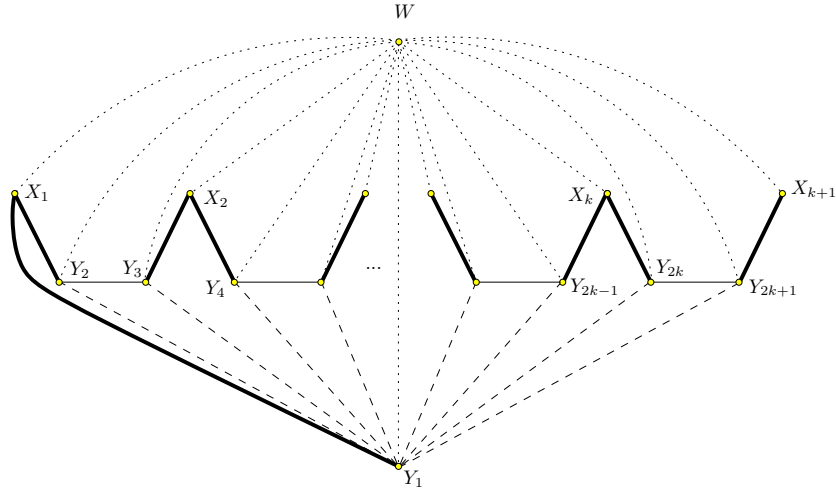


Fig. 7. Example of a graph for which our algorithm gives a witness cycle of size not smaller than $4\frac{1}{3}n - 7$

$n = (3k + 1)$ nodes consists of k copies of four nodes $X_i Y_{2i} Y_{2i+1} X_{i+1}$, for $i = 1, 2, \dots, k$, where the last node of each but the last copy is identified with the first node of the next copy (cf. Fig. 7). Moreover, an extra node Y_1 is adjacent to each of the nodes $Y_2, Y_3, \dots, Y_{2k+1}$, and a node W is adjacent to all other nodes in the graph. Suppose that the star at node W is chosen by the algorithm as the spanning tree T , represented by the dotted edges in the picture. The procedure 3L-PARTITION locates nodes X_1, X_2, \dots, X_k in set X and the nodes $Y_1, Y_2, \dots, Y_{2k+1}$ in set Y (set Z is empty). Suppose that the spanning tree is the path $Y_1 X_1 \dots X_{k+1}$ - represented by the solid edges in Fig. 7. Since the algorithm adds one horizontal edge for each node from class Y , all edges incident to Y_1 are added to the structures. It is easy to see, that the parity restoring procedure will chose the edges $Y_i Y_{i+1}$ as the single edges of the structure. In consequence, only $2k$ dashed edges and k thin solid edges in Fig. 7 are chosen as single edges — all other edges (i.e. $3k + 2$ dotted edges and $2k + 1$ bold solid edges) are taken as two-way edges. This results in a witness cycle of size $13k + 6$, i.e. containing $4\frac{1}{3}n - 7$ edges.

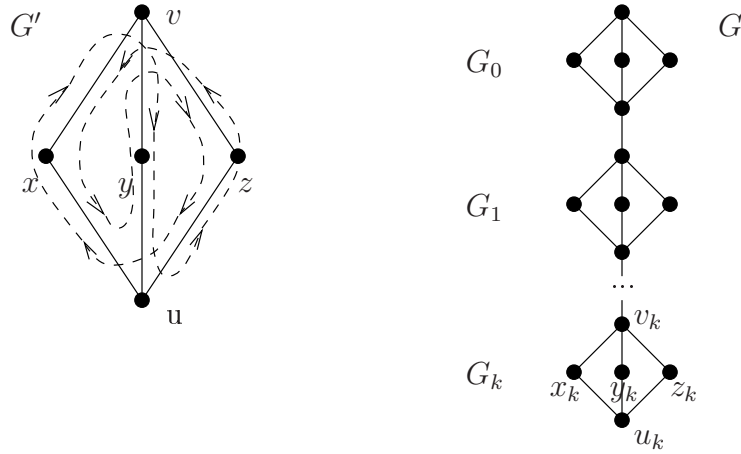


Fig. 8. The lower bound based on diamond graphs.

6.10 Proof of Theorem 12

In $O(|E|)$ time we can find a spanning tree T of G and the connected components of $G \setminus T$. By lemma 3, for each connected component G_i having n_i nodes and e_i edges, the call of the procedure 3L-PARTITION terminates in $O(e_i)$ time. The construction of sets P_i in line 4 and set S_i in line 5 as well as the call of procedure RESTOREPARITY in line 6 are completed in $O(n_i)$ time. Altogether, the “for” loop terminates in $O(|E|)$ time. The construction of \vec{K} in line 8 and \mathfrak{C} in line 9 are done in time proportional to their sizes, i.e., $O(n)$.

We show now that line 10, where the rules *Merge3* and *EatSmall* are repeatedly applied, may be performed within $O(n)$ time. We chose any ordering γ of cycles and we attach to each edge a label corresponding to the cycle to which the edge belongs. Let C^* be the largest cycle according to γ and v be any vertex of C^* . We perform repeatedly rules *Merge3* (resulting cycle obtaining rank of $\gamma(C^*)$) and *EatSmall* to vertex v until no longer possible. Each time we traverse the edges of the cycle (or a part of the cycle) added to C^* and change their labels to $\gamma(C^*)$. When neither *Merge3* nor *EatSmall* is applicable to v we proceed to vertex v' - the actual successor of v in C^* - and repeat the procedure of applying rules *Merge3* or *EatSmall* to v' . Although C^* changes dynamically and some vertices may be traversed many times we end up by traversing all vertices eventually in C^* . By lemma 8 at the end of this process C^* becomes a witness cycle. Note that the complexity of each *Merge3* and *EatSmall* operation

is proportional to the number of edges added to C^* . By theorem 11 the overall complexity of line 10 is $O(n)$. \square

6.11 Proof of Theorem 13

Consider first a single *diamond graph* G' , see left part of Figure 8. W.l.o.g., we can assume that we start the traversal through (v, x) . Consider the successor of (x, u) . Also, w.l.o.g., we can take (u, y) as the successor. Now there is only one feasible successor of (y, v) and that is (v, z) . All other edges violate either RH-traversability ((v, y)) or leave z unvisited. Similarly, the only possible successor of (z, u) is (u, x) ((u, y) has already been traversed with a different predecessor, and (u, z) violates RH-traversability), of (x, v) is (v, y) and of (y, u) is (u, z) . Therefore, each edge of G' must be used in both directions.

Consider now a chain of diamond graphs from the right side of Figure 8, starting the graph traversal at node v_0 . From the fact that each edge in the witness cycle is traversed at most twice (one time in each direction) it follows that when returning from v_i to u_{i-1} , all nodes in G_i (as well as in all G_j , for $j > i$) must have been visited. Note that from RH-traversability it follows that the successor of (u_{i-1}, v_i) cannot be the same (in reverse direction) as the predecessor of (v_i, u_{i-1}) , and similarly the successor of (v_i, u_{i-1}) cannot be the same as the predecessor of (u_{i-1}, v_i) . In turn this means that the analogous arguments (as used in G') apply also to each G_i , therefore all edges of G must be traversed in both directions.

The theorem now follows directly for $n = 5k$. If n is not a multiple of 5, an extra path of l nodes can be added to u_k to satisfy the claim of the theorem. \square

6.12 Proof of Theorem 14

Note that it is enough to prove that no difficulty arises at nodes with numbers affected by the modified labeling scheme.

Case C1: Consider first the case when the port numbers are swapped at some node w_1 which is a single child of a bonding node u (see Fig 3). When during traversal the agent returns from the subtree rooted in a child of u accessible via port $i - 1$ it enters via port i the edge leading to w_1 . This edge is interpreted as a penalty edge and the agent after visiting w_1 returns immediately to u and then it goes with no further action to the parent of u . Note that if the labeling was not changed the agent would act similarly, however it would examine additionally a penalty edge located

at w_1 . Thus thanks to the new labeling scheme we save one penalty at the node w_1 .

Case C2: Consider now the second case when the port numbers are swapped at a single child w_2 of a local node v , s.t., v has no siblings different from leaves to its right (accessible via larger ports), see Fig 3. Assume that s is the (saturated) parent of v and port i at v leads to w_2 . When during traversal the agent returns from the subtree rooted in a child of v accessible via port $i - 1$ it enters via port i the edge leading to w_2 . When it learns that the port label at w_2 is different from 1 it interprets the sham penalty edge linking v and w_2 as the penalty edge. The agent returns immediately to v while switching to the leaf recognition state (v would be interpreted as the first leaf of s). This means that all remaining leaves accessible from s (if any) will be visited at no extra charge, i.e., without paying penalty at them. Thus the agent does not miss the node w_2 and it also saves penalty at w_2 and possibly at all leaves that are siblings of v . \square

6.13 Proof of Theorem 15

The main line of the proof explores the fact that the fraction of nodes at which the agent manages to save on penalties is at least $\frac{1}{4}$. The proof is split into global and local amortisation arguments.

Global amortisation [saturated nodes amortise all bonding nodes and single children of saturated nodes]

Note that in a three-layer partition with k saturated nodes there are at most $2k - 2$ bonding nodes, since introduction of a new saturated node implies creation of at most two bonding nodes. Note also that there are at most k single leaves (with no siblings) that are children of saturated nodes. In the global amortisation argument we assume that at these nodes, i.e., all bonding nodes and all single leaves of saturated nodes, in the worst case the agent always pays penalty (examines the penalty edge). Fortunately, all of these $\leq 3k - 2$ nodes ($2k - 2$ bonding nodes and k single leaves of saturated nodes) can be amortised by k saturated nodes. Thus, as required, the fraction of nodes where the agent does not pay penalty is $\frac{1}{4}$. For all other nodes in T we use the local amortisation argument.

Local amortisation [direct amortisation of nodes within small subtrees]

The local amortisation argument is used solely on two-layer subtrees accessible from saturated nodes, i.e., formed of local nodes and (possibly) their children, cases (a), (b), (c), and (d), see Figure 9, as well as on leaves accessible from bonding nodes, cases (e) and (f).

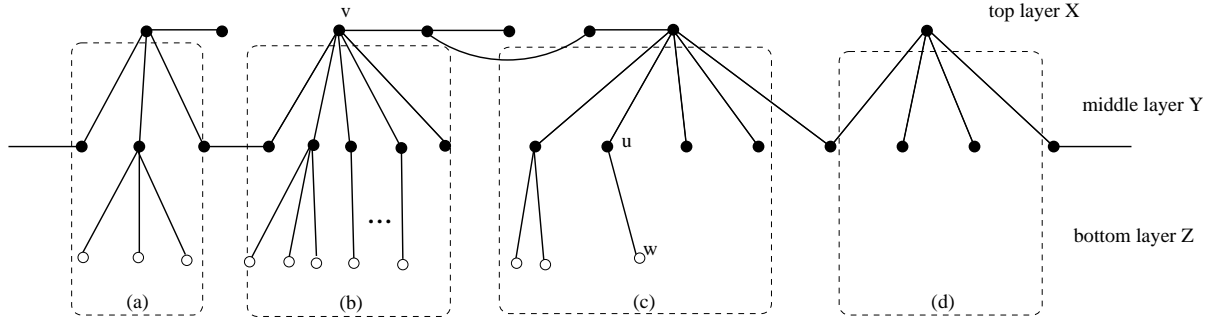


Fig. 9. Local amortisation argument – cases (a), (b), (c) and (d).

The local amortisation argument involving local nodes is split into cases (a), (b), (c), and (d) in relation to the size of subtrees rooted in local nodes. We start the analysis with the largest subtrees in case (a) and gradually move towards smaller structures in cases (b) and (c), finishing with single local nodes in case (d).

(a) Consider any subtree T_S with at least two children rooted in a local node. In this case the initial labeling remains unchanged. During traversal of T_S the agent pays penalties at the local node and at its first child where it switches to the leaf recognition state. In this state no further penalties at the leaves of T_S are paid. Since the number of children $i \geq 2$ the fraction of nodes in the subtree without penalties is at least $\frac{1}{3}$.

(b) Consider now the case where a saturated node v has at least two children (local nodes) with single children (two *extended leaves* according to the notation from [3]) accessible from v . In this case the number of penalties paid during traversal of all extended leaves is limited to two since the penalties are paid at both nodes of the first extended leaf where the agent switches to extended leaves recognition state. The remaining nodes of the extended leaves are visited at no extra cost. In this case the fraction of nodes without penalties is at least $\frac{1}{2}$.

(c) Consider now the case where a saturated node has only one extended leaf (a local node u and its single child w) possibly followed by some regular leaves formed of local nodes. In this case the initial labeling is changed and the sham penalty edge (u, w) is introduced (case C1 in the proof of lemma 14). When the agent visits the extended leaf it enters the sham penalty edge interpreting it as the penalty edge. Thus the penalty is paid only at the local node u . Moreover if u has sibling leaves all of them are visited at no extra cost since after visiting a sham penalty edge the

agent is in the leaf search state ([3]). Thus also in this case the fraction of nodes where the penalty is not paid is at least $\frac{1}{4}$.

(d) It may happen that a saturated node has several children that are leaves in T not preceded by an extended leaf. In this case the penalty is paid only at the first leaf and all other leaves are visited (in leaf search mode) at no extra cost. (Recall that the case when a saturated node has only one child that is a leaf in T was already considered as a part of the global amortisation argument.)

The remaining cases of the local amortisation argument refers to the leaves accessible via bonding nodes.

(e) When a bonding node has at least two children (all children are leaves) during traversal the agent pays penalty only at the first child while all other children are visited at no extra cost (thanks to the leaf search state). Thus the fraction of nodes (leaves) where the penalty is avoided is at least $\frac{1}{2}$.

(f) Finally consider the case where a bonding node u has exactly one child w (case C2 from the proof of lemma 14). In this case thanks to the sham penalty edge (u, w) no penalty is paid at w , i.e., the fraction of nodes without penalties is 1.

In conclusion, the fraction of nodes at which the penalty is avoided is bounded from below by $\frac{1}{4}$ in all considered cases. Thus the number of visited penalty edges is bounded by $\frac{3}{4}n$. Since the number of edges in the spanning tree is $n - 1$ the agent visits at most $1\frac{3}{4}n$ edges where each edge is visited in both directions. This concludes the proof that the length of the tour is bounded by $3\frac{1}{2}n - 2$. \square