

A MODEL OF ACCELERATION OF ANOMALOUS COSMIC RAYS BY RECONNECTION IN THE HELIOSHEATH

A. LAZARIAN

Dept. of Astronomy, University of Wisconsin, Madison, WI53706; lazarian@astro.wisc.edu

M. OPPER

Dept. of Physics and Astronomy, George Mason University, 4400 University Drive, Fairfax, VA 22030; mopher@gmu.edu

Draft version April 10, 2019

ABSTRACT

We discuss a model of cosmic ray acceleration that accounts for the observations of anomalous cosmic rays by Voyager 1 and 2. The model appeals to fast magnetic reconnection rather than shocks as the driver of acceleration. The ultimate source of energy is associated with magnetic field reversals that occur in the heliosheath. It is expected that the magnetic field reversals will occur throughout the heliosheath, but especially near the heliopause where the flows slows down and diverge in respect to the interstellar wind and also in the boundary sector-in the heliospheric current sheet. While the First Order Fermi acceleration theory within reconnection layers is in its infancy, the predictions do not contradict the available data on anomalous cosmic ray spectra measured by the spacecrafts. We argue that the Voyager data is one of the first pieces of evidence favoring the acceleration within regions of fast magnetic reconnection, which we argue is a widely spread astrophysical process.

Subject headings: magnetic fields– MHD– solar wind–energetic particles

1. INTRODUCTION

Since the crossing of the termination shock (TS) by Voyager 1 (V1) in late 2004 and by Voyager 2 (V2) in mid 2007 it became clear that several paradigms needed to be revised. Among them was the acceleration of particles. Prior to the encounter of the termination shock by V1 the prevailing view was that anomalous cosmic rays (ACRs) were accelerated at the TS by diffusive shock acceleration (DSA) to energies 1-300 MeV/nuc (e.g., Jokipii and Giacalone, 1998; Cummings and Stone, 1998). However, with the crossing of the TS by V1 the energy spectrum of ACR did not unroll to the expected source shape: a power-law at lower energies with a roll off at higher energies. After 2004, both the V1 spectrum in the heliosheath and the V2 spectrum upstream the TS, continued to evolve toward the expected source shape.

To explain this paradox several models were proposed. Among them, McComas and Schwadron (2006) suggested that at a blunt shock the acceleration site for higher energy ACRs would be at the flanks of the TS, where the injection efficiency would be higher for DSA and connection times of the magnetic field lines to the shock would be longer, allowing acceleration to higher energies. Fisk et al. (2006) on the other hand suggested that stochastic acceleration in the turbulent heliosheath would continue to accelerate ACRs and that the high-energy source region would thus be beyond the TS. Other works, such as Jokipii (2006) and Florink and Zank (2006) try to explain the deficit of ACRs based on a dynamic termination shock. Jokipii (2006) pointed out that a shock in motion on time scales of the acceleration time of the ACRs, days to months, would cause the spectrum to differ from the expected DSA shape. Florink and Zank (2006) calculated the effect of Magnetic Interacting Regions (MIRs) with the Termination Shock on the ACR spectral shape. They show that there is a pro-

longed period of depressed intensity in mid-energies from a single MIR. Other recent works have recently included stochastic acceleration, as well as other effects (Moraal et al., 2006, 2007; Zhang, 2006; Langner and Potgieter, 2006; Ferreira et al., 2007). It is clear after the crossing of the TS by V2 these models will require adjustments. The observations by V2 indicate for example that a transient did not cause the modulation shape of the V2 spectrum at the time of its TS crossing. When both spacecraft were in the heliosheath in late 2007, the radial gradient in the 13-19 MeV/nuc ions does not appear to be caused by a transient. The 60-74 MeV/nuc ions have no gradient, so no north-south or longitudinal asymmetry is observed in the ACR intensities at the higher energies.

Here we propose an alternative model, which explain the source of ACRs as being in the heliosheath. In what follows we appeal to magnetic reconnection as a process that can accelerate particles. We explain the origin of the magnetic field reversals that induce magnetic reconnection in heliosheath and heliopause in §2.

It is known that magnetic fields are well frozen-in into space plasma, which causes magnetic fields and plasma move together. However, as soon as two magnetic flux tubes attempt to cross each other, magnetic field lines of different direction come sufficiently close to each other that the magnetic field rearrangement takes place. This topological rearrangement converts free energy of magnetic field into the energy of plasma motion and plasma heating. Many phenomena, including solar flares, the Earth magnetospheric events, γ -ray bursts are powered by magnetic reconnection, although the detailed mechanism of the process stayed illusive for a long time (see Biskamp 2000, Priest & Forbes 2000, Bhattacharjee 2004, Zweibel & Yamada 2009). Recent progress achieved in understanding the nature of reconnection processes allows us to appeal to the process with

more confidence. We discuss the reconnection processes important in the heliosheath and in §3 we propose a model of reconnection there, which is dominated by turbulence on the large scales, but exhibits properties of collisionless reconnection at microscales.

The acceleration of energetic particles by reconnection is a subject in the state of development. In §4 we provide an outlook at the processes of energetic particle acceleration in reconnection regions and identify the first order Fermi acceleration arising from energetic particle bouncing between the reconnecting fluxes as the dominant acceleration process.

We accept the exploratory nature of this work and compare our proposed solution with the alternative solutions of the ACRs problem in §5. There we also discuss the existing limitations of our understanding of the complex processes that we invoke in our model and how these uncertainties affect our conclusions.

2. NATURE OF MAGNETIC FIELD REVERSALS EXPECTED IN THE HELIOSHEATH

It is well known that magnetic field in the heliosphere change polarity and create current sheets. For instance, as the Sun rotates magnetic field twists into a Parker spiral (Parker 1958) with magnetic fields separated by a current sheet (see Schatten 1971). The changes of magnetic field are also expected due to the Solar cycle activity.

The question now is at what part of the heliosheath we expect to see reversals. The structure of the magnetic field in the solar wind is complex. The solar magnetic field lines near the termination shock are azimuthal and form a spiral (see Figure 1 that shows a global view of the interaction of the solar wind with the interstellar wind). The spiral solar magnetic field is shown being deflected at the heliopause (shown in dark dashed lines). The heliopause itself is deflected by an interstellar magnetic field being asymmetric north-south (Opher, Stone and Gombosi 2007). It is not clear depending on the intensity of the interstellar magnetic field if there is a Bow Shock or not (shown as a wiggle line in Figure 1). The opposite hemispheres spirals are separated by the heliospheric current sheet (HCS) that is tilted with respect to the solar rotation axis. This tilt creates the so called “baillarina skirt”. As the solar cycle progresses, the tilt of the HCS increases from close to 10° to be highly inclined. Figure 2 shows a side (meridional) view of the HCS (black line) for a specific phase of the solar cycle, when the tilt is 30° . The HCS separates opposite solar polarities. One can see that before the termination shock, when the solar wind is uniform $\sim 400\text{km/s}$, the opposite polarities are uniformly separated from each other. As the HCS crosses the termination shock, the solar wind velocity drops to $\sim 130\text{km/s}$ and keep dropping until it gets close to the heliopause. There it drops to almost zero, where the flow is deflected to the flanks. The drop in solar wind velocity will make the boundary sectors in the HCS approach each other. Especially near the heliopause the magnetic sectors get tighter and tighter (see Figure 3). We expect that reconnection might play a major role especially in this region, as the magnetic fields of one sector in the heliosheath are pressed against the interstellar magnetic field draped around the heliopause. For example, for a tilt of 7° , the separation between the boundary sectors upstream the termination shock will be $\sim 7AU$, while im-

mediately downstream the shock due to the slow down the separation will drop to $\sim 0.2AU$. As the solar magnetic field lines cross the termination shock, the spiral gets tighter and tighter due to the slow down of the solar wind flow as it approaches the heliopause (see Figure 1). The thickness of the outflow regions in the reconnection region depends on the level of turbulence. The length of the outflow regions L depends on the mean geometry of magnetic field and turbulence.

In situ measurements in the heliosheath (see Burlaga et al. 2009) shows the presence of magnetic sectors beyond the termination shock. We expect as well the solar cycle to affect the magnetic sectors. In analytic studies, Nerney et al. (1995) predict a complex region in the heliosheath due to the solar cycle effects. Each solar cycle the solar global polarity reverses as well. This will create opposite polarity sectors due to solar cycle separating strongly mixed polarities (due to the tilt of the HCS discussed above). Figure 3 shows how these two effects will affect the overall structure of the heliosheath (adapted from Nerney et al. 1995). The dark and faint green represents the opposite solar polarity sectors while the white represents the regions with strongly mixed polarities due to the varying tilt of HCS in each solar cycle. The heliopause is represented by a blue line and the termination shock by a red line. The heliosheath upstream the termination shock is the far right of the figure. Their studies, however, were done in the kinematic approximation where the magnetic field reaction on the flow was neglected. The flow pattern in the heliosheath is expected to be very complex and can affect the overall picture above. Another effect is related to fact that as the solar wind smashes against the interstellar wind the solar magnetic field increase in intensity near the solar equatorial plane creating magnetic ridges where the interstellar pressure is stronger (see Opher et al. 2003, 2004). Thus we expect the solar magnetic field to have a very complex structure exhibiting magnetic field reversals beyond the termination shock, in the heliosheath (see Nerney, Suess and Schmahl (1995)), as shown in Figure 3.

3. MODEL OF RECONNECTION IN THE HELIOSHEATH

Currents in resistive plasma drain their energy from magnetic field. However, we shall discuss further that the default rates of magnetic energy conversion that can be obtained from a naive treatment of the problem are too small to be important for the acceleration of energetic particles.

For instance, the famous Sweet-Parker model of reconnection (Sweet 1958, Parker 1958) (see Figure 4, upper panel) produces reconnection rates which are smaller than the Alfvén velocity by a square root of the Lundquist number, i.e. by $S^{-1/2} \equiv (LV_A/\eta)^{-1/2}$, where L is the length of a current sheet, V_A is the Alfvén velocity, η is the Ohmic diffusivity. The current sheet length is determined by transversal extend of the magnetic flux tubes that get into contact and for the heliopause it can be larger than 100 AU. The corresponding reconnection speed for the Sweet-Parker reconnection in this case is negligible and is $10^{-7}V_A$. This result can be understood intuitively, as in Sweet-Parker reconnection plasma collected over the size L should be ejected with the speed $\sim V_A$ from the thin slot $\delta_{SP} = LS^{-1/2}$, where S for the heliosheath is about 10^{13} (see below). The disparity of

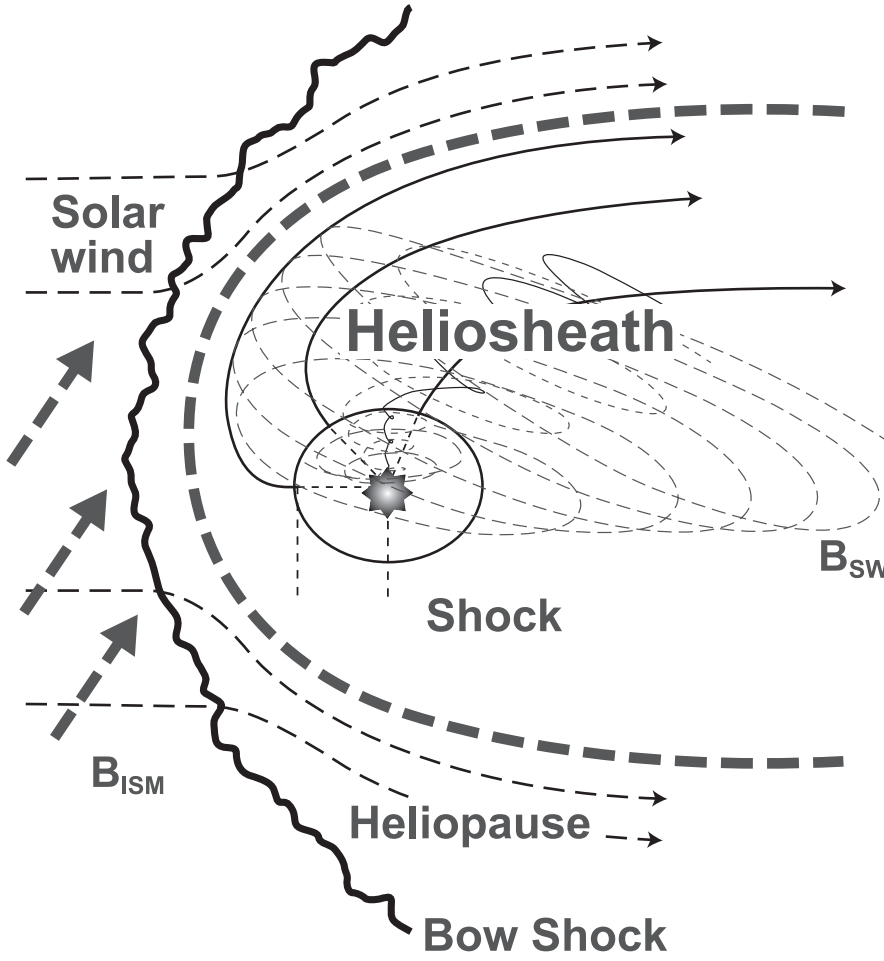


FIG. 1.— Global view of the interaction of the solar wind with the interstellar wind. The spiral solar magnetic field (shown in dark dashed lines) is shown being deflected at the heliopause. The heliopause itself is being deflected by the interstellar magnetic field. (figure adapted from S. Suess (2006)).

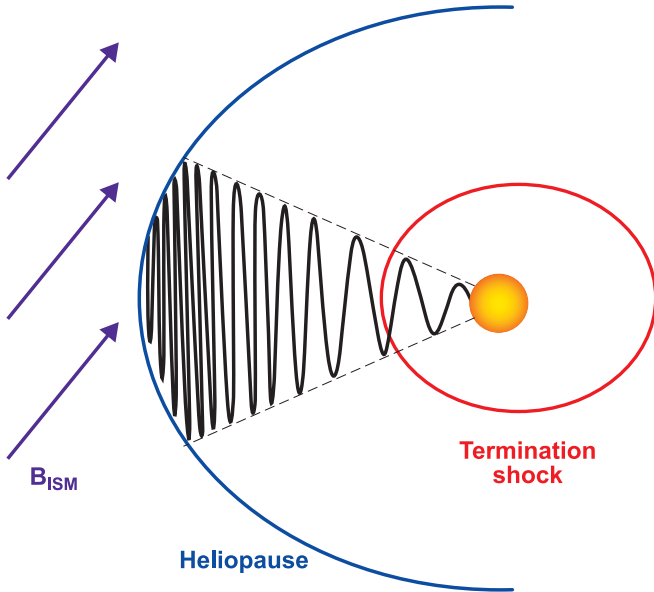


FIG. 2.— A meridional view of the boundary sectors of the heliospheric current sheet and how the opposite sectors get tighter closer to the heliopause. The thickness of the outflow regions in the reconnection region depends on the level of turbulence. The length of the outflow regions L depends on the mean geometry of magnetic field and turbulence.

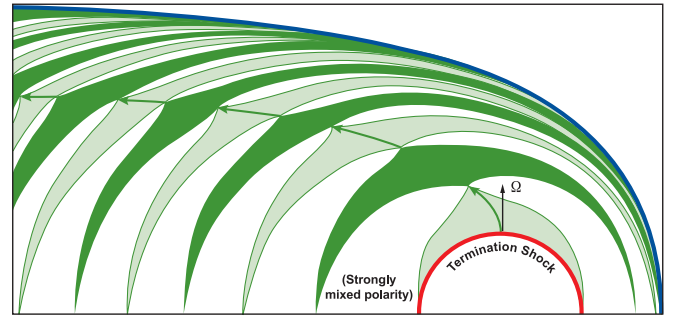


FIG. 3.— A meridional view of the heliosheath showing the effect of different solar cycles, represented by consecutive dark and light green, as opposite polarities. The rotation axis of the Sun is indicated by Ω . The white regions between are strongly mixed polarity regions where the effect of variable solar magnetic tilt during one solar cycle will mix different polarities (adapted from Nerney et al. 1995)

sizes L and δ_{SP} makes the reconnection slow and thus one can disregard effect of the Sweet-Parker mechanism for heliospheric reconnection altogether.

The first model of fast reconnection by Petschek (1964) assumed that magnetic fluxes get into contact not along the astrophysically large scales of L , but instead over a scale comparable to δ , forming a distinct X-point, where magnetic field lines of the interacting fluxes converge at a sharp point to the reconnection spot. The stability of

TABLE 1

PARAMETERS OF HELIOSHEATH (FROM BURLAGA ET AL. 2009). THE VELOCITY IN THE TABLE CORRESPONDS TO THE "BULK VELOCITY" OF THE FLOW MEASURED BY VOYAGER 2 NEAR THE DOWNSTREAM OF THE TS.

Name	Magnetic field	Temperature	Density	Velocity
Value	0.1 nT	1.4×10^5 K	$0.2 \times 10^{-3} \text{ cm}^{-3}$	150 km/s

such a reconnection geometry in astrophysical situations is an open issue. At least for uniform resistivities, this configuration was proven to be unstable and to revert to Sweet-Parker (Biskamp 1986, Uzdensky & Kulsrud 2000).

Recent years, have been marked by the progress in understanding some of the key processes of reconnection in astrophysical plasmas. In particular, a substantial progress has been obtained by considering reconnection in the presence of Hall-effect, which is described by the $\mathbf{J} \times \mathbf{B}$ term in Ohm's law:

$$\mathbf{E} + \frac{\mathbf{v} \times \mathbf{B}}{c} - \frac{\mathbf{J} \times \mathbf{B}}{en_e c} = \frac{4\pi\eta\mathbf{J}}{c^2} \quad (1)$$

where e is electron charge and n_e is concentration of electrons. Numerical experiments showed that Hall-MHD reconnection is capable of supporting X-points and thus can make the reconnection fast, i.e. comparable to the Alfvén speed¹ (Shay et al. 1998, 2004).

The criterion at which Hall-MHD term gets important for the reconnection is that the ion skin depth δ_{ion} is comparable with the Sweet-Parker diffusion scale d_{SP} . The ion skin depth is a microscopic characteristic and it can be viewed at the gyroradius of an ion moving at the Alfvén speed, i.e. $d_{ion} = V_A/\omega_{ci}$, where ω_{ci} is the cyclotron frequency of an ion. For the parameters of the heliosheath given in Table 1, we find that for a proton is $d_i \sim 10^3$ km. Thus one can get the constraint on the scale L for which Hall-MHD effects should dominate the reconnection:

$$\frac{\delta_{SP}}{d_{ion}} \approx 0.2 \left(\frac{L}{\lambda_{mfp}} \right)^{1/2} \beta_{pl}^{1/4} < 1, \quad (2)$$

where λ_{mfp} is the electron mean free path, where β_{pl} is the ratio of thermal pressure to magnetic pressure (see more discussion in Yamada et al. 2006). Thus the corresponding scales of reconnection with the dominance of the Hall-MHD term are the subAU scales, if the parameters of the Hall-MHD from the Table 1 are adopted. We note that the reconnection of with $\frac{\delta_{SP}}{d_{ion}} < 1$ is called "collisionless". This may be misleading, as, for instance, a usual definition for being collisionless for magnetized plasma in the interstellar medium (ISM) is to have many Larmor rotations per time between collisions. In this sense the aforementioned criterion is "super-collisionless", as the requirement on the number of collisions is a factor L/d_{ion} more stringent. Thus magnetic reconnection in most phases of the ISM (see Table 1 in Draine & Lazarian 1998) is "collisional".

¹ In general, the reconnection is termed fast when the reconnection velocity does not depend on the Lundquist number S or if it depends on $\ln(S)$. In all other cases the large values of S make reconnection too slow for most of astrophysical applications.

While the actual scales of magnetic reconnection in the heliosheath and near the heliopause are expected to be larger (e.g. 100 AU) than our estimate of L above, it will be clear from the further discussion that this does not actually matter. Indeed, the Hall-MHD reconnection was demonstrated to provide stable Petscheck-type² reconnection characterized by X-points. However, in the presence of external in the heliosheath, e.g. the forcing due to variations of solar wind pressure and turbulence one would expect to observe a collapse of X-points and formation of extended outflow regions instead. Incidentally, such regions have been reported for by Ciaravella & Raymond (2008) the Solar flares. The reconnection within such outflow regions is expected to happen according to a different scheme.

Most astrophysical fluids are turbulent and the heliosheath is not an exception³ with the temporal flows as shown by Richardson et al. (2008). The flows will not only deflect near the heliopause but are expected to be affected near the magnetic ridges that form close to the heliopause (see Opher et al. 2004). In addition, various instabilities are likely to inject turbulent energy. For example, Opher et al. (2003; 2004) suggest the possibility of instabilities near the heliospheric current sheet (HCS), with a narrow jet of high-speed flow, strong wrapping of the HCS, and movement away from the ecliptic. The instability has a characteristic wavelength of tens of AU. Thus the region near the current sheet in the HCS might be unstable and dynamic on the scale of the HCS. Such instabilities could produce high levels of turbulence, back flows, and gradients of density and pressure.

What are the characteristics of magnetic reconnection that we can expect in the heliosheath? We argue in §5.2 that the characteristics of turbulence may change, especially as a result of flow slowing down and more active reconnection taking place. The characteristic Alfvén velocity V_A in the flow downstream the termination shock is ~ 50 km/s if we use the data in Table 1. Using the John Richardson data from the Voyager 2 flow instrument, of the flows in the heliosheath, presented in Opher et al. (2009), we can say that $v_l/V_A \sim 1$. The injection scale of the turbulence l is uncertain. If the flow gets globally turbulent the characteristic size of the flow can be used as an estimate of l . We explain below that the most important for our discussion the diffusivities and resistivities perpendicular to magnetic field. Thus the resistivity coefficient is $\eta_{\perp} \approx 1.3 \times 10^{13} \ln \Lambda / T^{3/2} \text{ cm}^2 \text{ s}^{-1}$, where $\ln \Lambda \approx 30$ for the parameters in Table 1, and the viscosity coefficient is $\nu_{\perp} \approx 1.7 \times 10^{-2} n \ln \Lambda / (T^{1/2} B^2)$ (see Spitzer 1962). The rough estimates of the Lundquist and Reynolds ($Re \equiv v_l l / \nu$) are $S \sim 10^{13}$ and $Re \sim 10^{14}$. The exact values of S and Re are irrelevant and the most

² Whether this is really Petscheck reconnection is still a subject of debates. For instance, slow shocks are, which are an essential feature of Petscheck scheme, are not observed in the simulations (see Zweibel & Yamada 2009).

³ If turbulence is very weak, the injection of energy due to reconnection can speed up reconnection, resulting in flares (LV99, Lazarian, Vishniac & Kowal 2009, Hoang et al. 2009). Thus it is plausible that collisionless Hall-MHD effects can enhance the level of turbulence for the situation when magnetic fields are almost laminar initially. This is a very unlikely scenario for the heliosheath, even if it were the case, it would not alter our conclusions as turbulence would originate as a result of magnetic reconnection (see more discussion in §5.2).

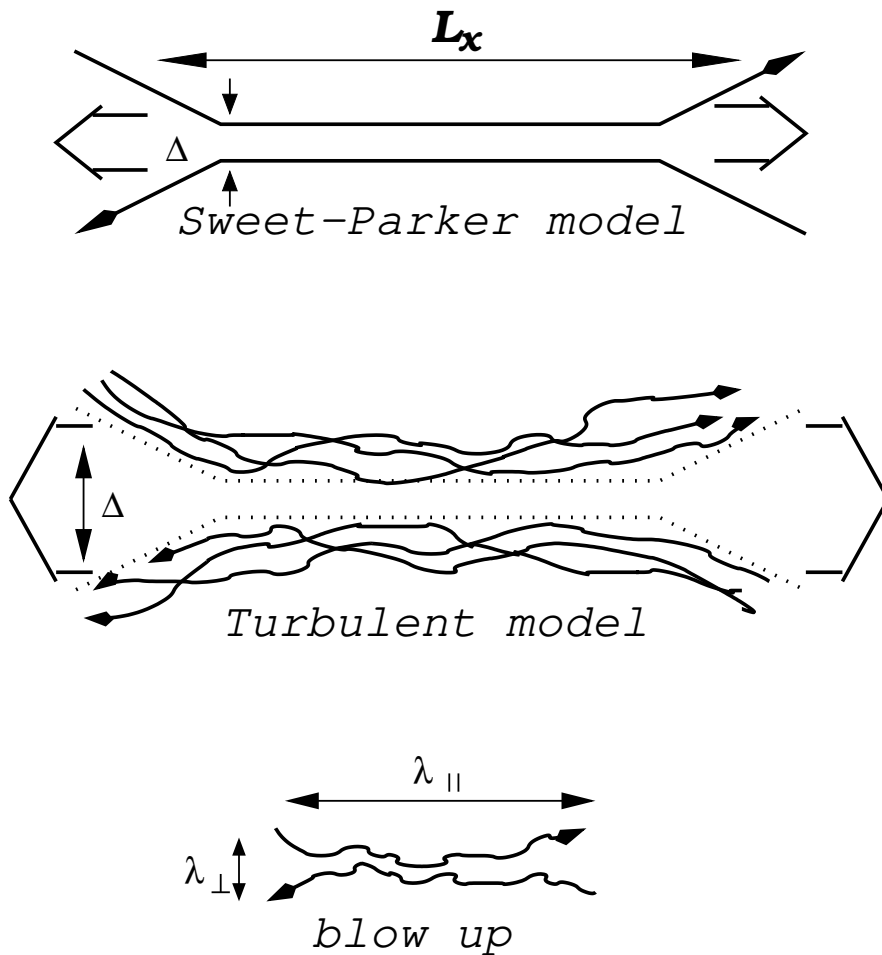


FIG. 4.— *Upper plot:* Sweet-Parker model of reconnection. The outflow is limited by a thin slot Δ , which is determined by Ohmic diffusivity. The other scale is an astrophysical scale $L \gg \Delta$. *Middle plot:* Reconnection of weakly stochastic magnetic field according to LV99. The model that accounts for the stochasticity of magnetic field lines, which depends on field line stochasticity. *Low plot:* An individual small scale reconnection region. The reconnection over small patches of magnetic field determines the local reconnection rate. The global reconnection rate is substantially larger as many independent patches come together. From Lazarian et al. (2004).

important message from the above exercise is that the flows are expected to be turbulent and the Sweet-Parker reconnection is expected to be negligible.

Turbulence in the heliosath is expected to make magnetic fields at least weakly stochastic. A model of fast 3D reconnection that generalizes Sweet-Parker scheme for the case of weakly stochastic magnetic field was proposed by Lazarian & Vishniac (1999, henceforth LV99). While the notion of turbulence affecting the reconnection rate was not unprecedented (see Speiser 1970, Strauss 1988, Matthaeus & Lamkin 1985, 1986), the LV99 model was the first that predicted the change of reconnection rates as the function of turbulence intensity and the turbulence injection scale. It also proved that that reconnection is fast even if only Ohmic resistivities are considered.

The middle and lower panels Figure 4 illustrate the key components of LV99 model⁴. The reconnection events happen on small scales λ_{\parallel} where magnetic field lines get

into contact. As $L/\lambda_{\parallel} \gg 1$ reconnection events take place simultaneously the resulting reconnection speed is not limited by the speed of individual events on the scale λ_{\parallel} . Instead, the constraint on the reconnection speed comes from thickness of the outflow reconnection region Δ and this thickness is determined by the magnetic field wandering in a turbulent fluid. The model is intrinsically three dimensional as both field wandering and simultaneous entry of many independent field patches, as shown in Figure 4, are 3D effects. The magnetic reconnection speed gets comparable with V_A when the scale of magnetic field wandering⁵ Δ get comparable with L .

For quantitative description of the reconnection one should adopt a model of MHD turbulence (see Iroshnikov 1963, Kraichnan 1965, Dobrowolny, Mangeney, & Veltri 1980, Shebalin, Matthaeus & Montgomery 1983, Montgomery & Turner 1984, Higdon 1984). Adopting the scal-

Sweet-Parker scheme.

⁵ Another process that is determined by magnetic field wandering in the diffusion of energetic particles perpendicular to the mean magnetic field. Indeed, the diffusion coefficients of perpendicular diffusion in the Milky Way is just a factor or order unity less than the coefficient of the diffusion parallel to magnetic field (see Jokipii 1999 and ref. therein).

⁴ The cartoon in Figure 4 is an idealization of the reconnection process as the actual reconnection region also included reconnected open loops of magnetic field moving oppositely to each other (see the visualization of numerical simulations in Figure 5). Nevertheless the cartoon properly reflects the role of 3 dimensionality of the reconnection process, the importance of small-scale reconnection events and the increase of the outflow region compared to the

ing of Alfvénic component of MHD turbulence given in Goldreich & Sridhar (1995, henceforth GS95, see also Cho & Vishniac 2000, Muller & Biskamp 2000, Maron & Goldreich 2001, Cho, Lazarian & Vishniac 2002, Cho & Lazarian 2002, 2003) LV99 predicted that the reconnection speed in a weakly turbulent plasma is

$$V_R = V_A(l/L)^{1/2}(v_l/V_A)^2 \quad (3)$$

where the level of turbulence is parametrized by the injection velocity⁶ $v_l < V_A$ and the turbulence injection scale l .

The scaling predictions given by Eq. (3) have been tested successfully by 3D MHD numerical simulations in Kowal et al. (2009). This stimulates us to adopt the LV99 model as a starting point for our discussion of magnetic reconnection in heliosphere.

How can λ_{\parallel} be determined? In LV99 model as many as $L^2/\lambda_{\perp}\lambda_{\parallel}$ events localized reconnection events take place each of which reconnect the flux at the rate $V_{rec,local}/\lambda_{\perp}$, where the velocity of local reconnection events at the scale λ_{\parallel} is $V_{rec,local}$, the global reconnection speed is

$$V_{rec,global} \approx L/\lambda_{\parallel} V_{rec,local}. \quad (4)$$

The local reconnection speed, conservatively assuming that the local events are happening at the Sweet-Parker rate can be easily obtained by identifying the local resistive region δ_{SP} with λ_{\perp} associated with λ_{\parallel} and using the relations between λ_{\parallel} and λ_{\perp} that follow from the MHD turbulence model (see Appendix, Eq. (A2)). The corresponding calculations in LV99 provided the local reconnection rate $v_l S^{-1/4}$. Substituting this local reconnection rate in Eq. (4) one gets the estimate of the global reconnection speed, *if this speed were limited by Ohmic resistivity*, which is larger than V_A by a large factor $S^{1/4}$. As a result, one has to conclude that the reconnection does not depend on resistivity.

However, it is possible to invert the arguments above and search for the largest scale λ_{\parallel} at which the Sweet-Parker reconnection can reconnect the magnetic field bundles provided the reconnection happens with the speed given by Eq. (3). Evidently, the reconnection speed at this scale is $V_{rec,int} \approx V_A \delta_{SP,modified}/\lambda_{\parallel}$, where $\delta_{SP,modified}$ is a new Sweet-Parker scale related to the reconnection events at the scale λ_{\parallel} . Eq.(4) is valid for all the scales and not only for the smallest one (Lazarian et al. 2004). Thus substituting there $V_{rec,int} = V_A S^{-1/2}(L/\lambda_{\parallel})^{1/2}$ and combining the result with Eq. (3) one gets that the largest scale Sweet-Parker reconnection events take place at the scale

$$\lambda_{\parallel} = L S^{-1/3} \left(\frac{L}{l} \right)^{1/3} \left(\frac{V_A}{V_l} \right)^{4/3} \quad (5)$$

and the corresponding scale of the Sweet-Parker reconnection region is

$$\delta_{SP,modified} = L S^{-2/3} \left(\frac{L}{l} \right)^{1/6} \left(\frac{V_A}{V_l} \right)^{2/3} \quad (6)$$

⁶ As we discuss in the Appendix, the combination $V_A(v_l/V_A)^2$ is the velocity of largest strong turbulence eddies V_{strong} , i.e. the velocity at the scale at which the Alfvénic turbulence transfers from the weak to strong regimes. Thus Eq. (3) can also be rewritten as $V_R = V_{strong}(l/L)^{1/2}$.

The scale λ_{\parallel} given by Eq. (5) is much smaller than L and it is evident that for this scale the constraint given by Eq. (2) is well satisfied for the heliosphere. Therefore, for all the scales involved in the Heliospheric reconnection the local reconnection takes place in the regime when plasma can be considered collisionless.

What does change if plasma gets collisionless on scales $\lambda_{\parallel} \ll L$? As the local reconnection speed does not limit the speed of reconnection in LV99 model, one does not expect the change of the rate given by Eq. (3). In LV99 Spitzer resistivities are adopted conservatively and the model should be applicable to the situations when plasma effects, e.g. Hall-MHD effect increases effective resistivities for local reconnection events. While the latter point is difficult to test directly with the existing plasma codes, e.g. with PIC codes, due to the necessity of simulating both plasma microphysics effects as well as macrophysical effects of magnetic turbulence, Kowal et al. (2009) simulated the action of plasma effects by parameterizing them via anomalous resistivities. The values of such resistivities are a steep function of the separation between oppositely directed magnetic field lines, which also determines the current separating magnetic fluxes. With anomalous resistivities the structure of the fractal current sheet of the turbulent reconnection changed substantially, but no significant changes of the reconnection rate was reported, which agrees well with the theoretical expectations of the LV99 model. The explanation of this is that the reconnection is already fast (i.e. independent of resistivity) even when small scale reconnection events are mediated by the Ohmic resistivity, while the bottleneck for the reconnection process is provided by magnetic field wandering. Thus the increase of the local reconnection rate does not increase the global reconnection speed.

As a result, in what follows to describe magnetic reconnection in heliosphere we adopt the LV99 model but with the reconnection events on the scale λ_{\parallel} happening in a collisionless fashion. The latter may have important consequences for the acceleration of the energetic particles that we discuss below.

4. MAGNETIC RECONNECTION AND ACRS ACCELERATION

Electric field associated with reconnection events can accelerate energetic particles. For a particle of charge q the typical energy gained in such a process is of the order of $q(V_R/c)B\lambda_q$, where λ_q is the coherence length of a particle within the reconnection layer. To accelerate this way one requires to have both V_R and λ_q to be large. Reconnection as a process of accelerating energetic particles via electric field within the Sweet-Parker reconnection model (see Haswell et al. 1992, Litvinenko 1996) is inefficient due to slow reconnection rates. Moreover, due to the tiny speed of reconnection only a very small fraction of the magnetic energy can be potentially used for driving the acceleration.

Electric fields are much stronger in the Petschek (1964) reconnection. However, in the Petschek model λ_q gets small, which does not allow efficient acceleration either. We may state that in general in any fast reconnection scheme whether this is the Petschek, collisionless, LV99 or any other, the fraction of the volume that is being subject to resistive effects and reveals strong electric fields is small and most of the magnetic energy is converted

into kinetic energy. Thus only a small fraction of energy can be transferred through any fast reconnection process to energetic particles if direct electric field acceleration is involved. Therefore we shall ignore this process dealing with ACRs in the heliosphere.

In LV99 scheme the reconnection velocities can approach V_A and therefore be appreciable. Thus one visualizes a different scheme of reconnection, which is similar to the one involving shocks. Indeed we showed that, due to high speeds of stochastic reconnection, particles entrained on reconnecting field lines bounce back and forth between magnetic walls while staying on the field lines that are contracting. This results in a systematic increase of the velocity with every bouncing of energetic particles. Such a model was discussed in de Gouveia dal Pino & Lazarian (2003, henceforth GL03, 2005, see also Lazarian 2005), where it was showed that the reconnection induces First order Fermi acceleration of the particles entrained. Figure 5 shows the cross-sections of the numerical $256^2 \times 512$ box with magnetic field driven sub-Alfvénically. The field loops of reconnected magnetic flux are clearly visible. Energetic particles are being accelerated as the magnetic field lines of the 3D loops shrink. The total shrinking of individual magnetic loops as a result of their complex dynamics in terms of energetic particle acceleration is equivalent to the particle bouncing back and forth between the upper and lower fluxes (GL03).

Figure 6 exemplifies the acceleration within the reconnection region expected within LV99 model. As a particle bounces back and forth between converging magnetic fluxes, it gains energy. In the model presented in GL03 the particles are lost while escaping from the reconnection region together with the reconnected magnetic flux. The process of acceleration is easy to quantify. If an energetic particle bouncing back and forth between the magnetic mirrors created by magnetic flux, such a particle having energy E will in every collision gain energy $\sim V_R/cE$. The process would continue till the particle either diffuses perpendicular to the reconnection flux or gets ejected by the outflow together with the plasma and reconnected magnetic flux. Following de Gouveia Dal Pino & Lazarian (2003, henceforth GL03, 2005) we shall choose the latter possibility, which corresponds to the assumption of a diffusion velocity of cosmic rays

$$V_{diff} = \Delta/\kappa_{yy}, \quad (7)$$

where Δ is the thickness of the outflow reconnection region and κ_{yy} is the diffusion coefficient perpendicular to the average magnetic field, being slow compared to V_R .

To derive the energy spectrum of particles one can use the routine way of dealing with first order Fermi acceleration (see Longair 1992). Consider the process of acceleration of M_0 particles with the initial energy E_0 . If a particle gets energy βE_0 after a collision, its energy after m collisions is $\beta^m E_0$. At the same time if the probability of a particle to remain within the accelerating region is P , after m collisions the number of particles gets $P^m M_0$. Thus $\ln(M/M_0)/\ln(E/E_0) = \ln P/\ln \beta$ and

$$\frac{M}{M_0} = \left(\frac{E}{E_0} \right)^{\ln P / \ln \beta} \quad (8)$$

For the stationary state of accelerated particles the num-

ber M is the number of particles having energy equal or larger than E , as some of these particles are not lost and being accelerated further. Therefore:

$$N(E)dE = \text{const} \times E^{-1+(\ln P / \ln \beta)} dE \quad (9)$$

To determine P and β consider the following process. The particles from the upper reconnection region see the lower reconnection region moving toward them with the velocity $2V_R$ (see Figure 6). If a particle from the upper region enters at an angle θ into the lower region the expected energy gain of the particle is $\delta E/E = 2V_R \cos \theta/c$. For isotropic distribution of particles their probability function is $p(\theta) = 2 \sin \theta \cos \theta d\theta$ and therefore the average energy gain per crossing of the reconnection region is

$$\langle \delta E/E \rangle = \frac{V_R}{c} \int_0^{\pi/2} 2 \cos^2 \theta \sin \theta d\theta = 4/3 \frac{V_R}{c} \quad (10)$$

An acceleration cycle is when the particles return back to the upper reconnection region. Being in the lower reconnection region the particles see the upper reconnection region moving the speed V_R . As a result, the reconnection cycle provides the energy increase $\langle \delta E/E \rangle_{cycle} = 8/3(V_R/c)$ and

$$\beta = E/E_0 = 1 + 8/3(V_R/c) \quad (11)$$

The total number of particles crossing the boundaries of the upper and lower fluxes is $2 \times 1/4nc$, where n is the number density of particles. With our assumption that the particles are advected out of the reconnection region with the magnetized plasma outflow the loss of the energetic particles is $2 \times V_R n$. Therefore the fraction of energetic particles lost in a cycle is $V_R n / 1/4(nc) = 4V_R/c$ and

$$P = 1 - 4V_R/c. \quad (12)$$

Combining Eq. (9), (11), (12) one gets

$$N(E)dE = \text{const} E^{-5/2} dE, \quad (13)$$

which is the spectrum of accelerated energetic particles when their back-reaction is not accounted for (see also GL03)⁷. This spectrum is different from the spectrum of energetic particles obtained in Jokipii (2009) in the assumption that the first order Fermi acceleration happens within the Sweet-Parker reconnection scheme.

The derivation above is rather simplified, as it considers only particles bouncing between lower and upper reconnecting fluxes. The actual picture of the stochastic reconnection in LV99 includes many reconnection events happening at different scales (see also Figure 5). However, every of these events can be viewed as a repetition of the large-scale reconnection event and should provide the same type of power spectrum. In fact, the efficiency of acceleration increases with the decrease of the scale of reconnecting and contracting magnetic flux loops.

Consider now the possible effects of particle back-reaction following Drake et al. (2006, henceforth DX06). DX06 repeats the claim in GL03 that the first order Fermi acceleration should happen as a result of interaction of energetic particles with reconnecting magnetic

⁷ The obtained spectral index is similar to the one of Galactic cosmic rays.

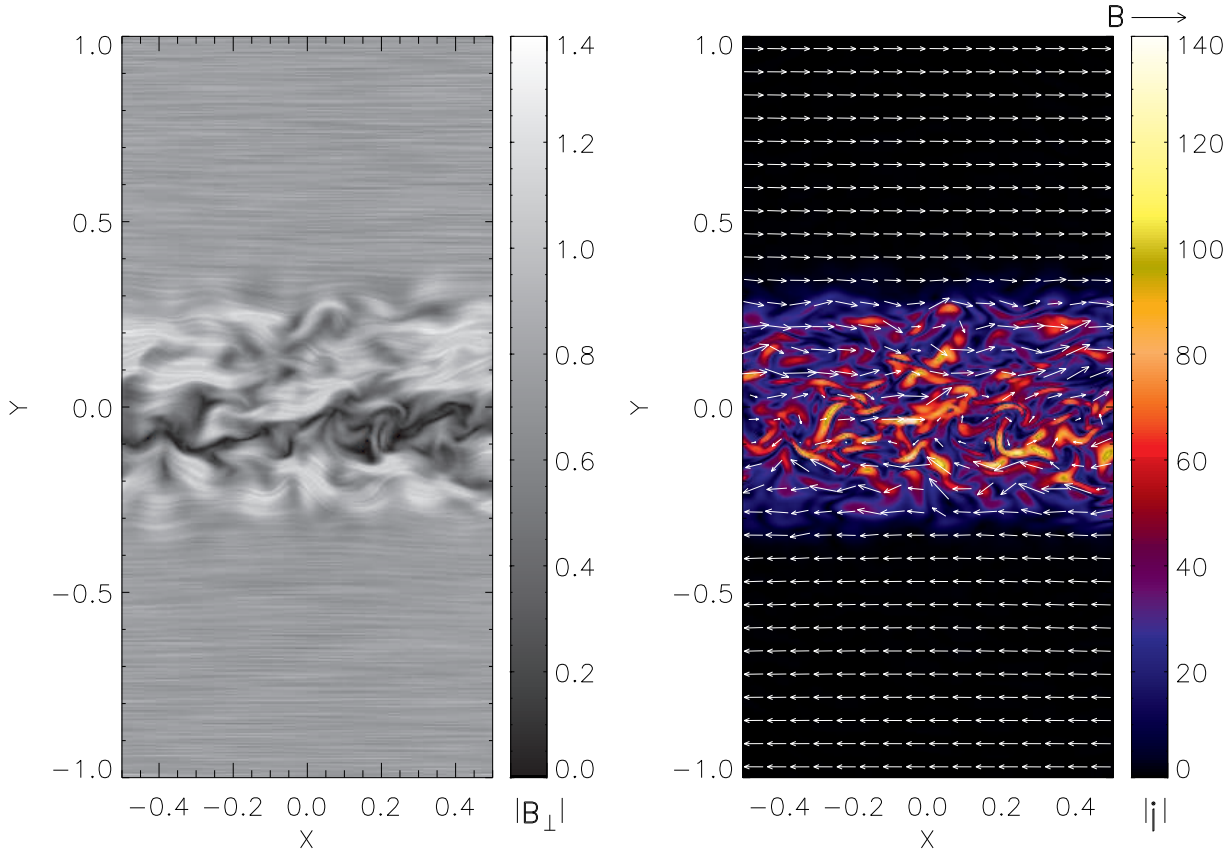


FIG. 5.— Visualization of the 3D ($256 \times 256 \times 512$) simulations of reconnection induced by subAlfvénic turbulence in Kowal et al. 2009. The acceleration of energetic particles is expected as the magnetic field lines shrink as a result of magnetic reconnection and particles bounce back and forth between the converging magnetic fluxes. *Left Panel:* Topology and strength magnetic field and currents. The structure of magnetic field is visualized by textures (see Burkle, Preuber & Rumpf 2001). *Right Panel:* In the right panel we show distribution of the absolute value of current density $|\vec{J}|$ overlapped with the magnetic vectors. The images show the XY-cut of the computational box where magnetic field reverse their direction. The boxes are elongated in Y-direction to decrease the influence of the midplane subAlfvénic turbulence driving on the inflow boundaries.

fields. However the study is intended for the acceleration of electrons and the model is of 2D collisionless reconnection. In this scheme the reconnection the production of contracting magnetic loops is expected. Within these loops, similarly to the contracting spirals in 3D case in GL03, energetic particles are expected to undergo acceleration.

The acceleration of particles other than electrons was not discussed by DX06 within their model. For the small scale loops considered by DX06 the Hall term dynamics beyond the ion skin depth is important. In both cases the contracting magnetic loops increase the energy of entrained particles. In fact, the evidence for such process can be seen in the simulations of test particles in the magnetotail (Birn, Thomsen & Hesse 2004) and traced back even further to the test particles studies in MHD models with magnetic islands (Matthaeus, Ambrosiano & Goldstein 1984, Kilem 1994).

Similar to GS03, DX06 appeals to physical arguments rather than to direct numerical calculations to justify the advocated picture of acceleration. In particular, the backreaction is introduced by the term $(1 - 8\pi\bar{\epsilon}_{\parallel}/B^2)$, where $\bar{\epsilon}_{\parallel}$ is parallel energy of energetic particles averaged over the distribution of particle velocities. As this term gets negative this stops the contraction of closed loops. The generalization of this picture for open loops expected

for a generic 3D reconnection is feasible, but has not been performed. However, we feel that DX06 model, although formulated in terms of contracting 2D loops, can potentially be generalized for contracting 3D spirals, in which case the acceleration processes in GL03 and DX06 coincide. The only difference is that with Hall-MHD effect included the loops can preferentially accelerate electrons on the scales less than the ion skin depth d_{ion} .

In terms of the nature of the particle backreaction electrons and protons should act similarly as soon as their energy gets comparable with the energy of the magnetic field that drives them. This, according to DX06 may result in a more shallow spectrum, with the index $3/2$. It is not clear to what extent the backreaction is important for the energetic particles accelerated from low energy (around keVs) into the MeVs ACRs (from 0.04-4MeV) in the zones of reconnection in the heliosheath. Thus, depending on the importance of the yet unclear backreaction of the energetic particles, the actual spectral index may vary from $-5/2$ to $3/2$, which encompasses the value of $5/3$ that was observed by the Voyagers. The fact that the observed value is close to the low boundary of the expected indexes means that the backreaction of anomalous cosmic rays to magnetic loops contracting in the process of reconnection is probably important. If proven, this establishes yet another analogy between the

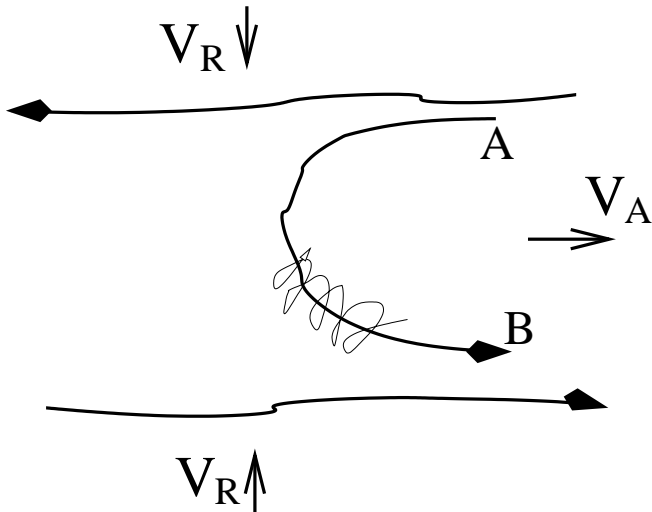


FIG. 6.— Cosmic rays spiral about a reconnected magnetic field line and bounce back at points A and B. The reconnected regions move towards each other with the reconnection velocity V_R . The advection of cosmic rays entrained on magnetic field lines happens at the outflow velocity, which is in most cases of the order of V_A . Bouncing at points A and B happens because either of streaming instability induced by energetic particles or magnetic turbulence in the reconnection region. In reality, the outflow region gets filled in by the oppositely moving tubes of reconnected flux (see Figure 5) which collide only to repeat on a smaller scale the pattern of the larger scale reconnection. Thus our cartoon also illustrates the particle acceleration taking place at smaller scales.

shock acceleration and that by magnetic reconnection. If both processes are efficient this should make the back-reaction of the accelerated particles important in both cases.

5. DISCUSSION AND SUMMARY

This paper is of exploratory nature. We propose an alternative mechanism for explaining the origin of ACRs appealing to magnetic reconnection. Some time ago, such an appeal would sound completely speculative due to the notoriously enigmatic nature of reconnection. However, as a result of recent progress in understanding the nature of magnetic reconnection, we believe that the time is right to start exploring the consequences of the process.

5.1. Expected sites of acceleration

Current sheets are common in the heliosphere. However, not all current sheet are expected to be associated with particle acceleration. For tangible particle acceleration, the reconnection rates should be high, i.e. comparable with V_A . In this respect, LV99 model predicts that the reconnection rate may be low or high depending on the level of turbulence (see Eq. (3)). However, this is not the only limitation. Additional dependence comes from the boundary conditions. If plasma and shared magnetic flux, i.e. the magnetic flux associated with the guide field, are constrained from freely leaving the reconnection zone, the reconnection rates decrease compared to those given by Eq. (3).

When the reconnection velocity is a small fraction of the solar wind speed (e.g. as this is the case prior to the termination shock shown in Figure 2), then the reconnection is expected to play a marginal role in the particle acceleration. However, as the flow slows down after

the termination shock, magnetic field reversals are coming closer get crowded, which is illustrated in Figure 2 by current sheets crowding after the termination shock. As this happens we expect a larger portion of magnetic flux to be consumed by reconnection per unit time and a larger density of the accelerated energetic particles.

In addition, the large scale variations of magnetic field associated with solar cycles are expected to contribute to the acceleration of energetic particles. It is clear from Figure 3 that the corresponding effect is negligible within the termination shock. However, it is also clear that magnetic fields associated with different cycles are pressed together as we approach to the heliopause. This should shift the sites of the energetic particle acceleration towards the heliopause.

Finally, let us briefly discuss the current sheets associated with magnetic turbulence in the absence of large scale magnetic field reversals. The variations of magnetic field directions induced by turbulent motions induce their own small scale current sheets. However, for subAlfvénic driving the variations of the magnetic field induced by turbulence are not large. If we take into account that only the oppositely directed components of magnetic field are involved in the reconnection process and determine the Alfvén speed that enters Eq. (3) we can understand why the reconnection does not distort the MHD cascade. We discuss more the effects of acceleration by turbulence in §5.3.

5.2. Parameters of turbulence

According to Eq. (3) the rate of reconnection depends on the level of turbulence, i.e. on v_t , and the injection scale of the turbulence l . The two parameters are still uncertain in depth of the heliosheath towards the heliopause, where we expect most of the magnetic reconnection events to take place. However, we may see that even very weak turbulent driving corresponding to a small fraction of V_A provides substantial reconnection velocities incomparably larger than the Sweet-Parker prediction. The dependence on l is rather weak in Eq. (3) and therefore an estimate $l \sim L_x$ should be acceptable.

Why are we sure of the presence of turbulence at the distances which have not been probed by Voyagers so far? One may claim on very general grounds that astrophysical turbulence is the consequence of high Reynolds numbers of the astrophysical flows (see a discussion in Lazarian et al. 2009). Generically, hydrodynamic flows get turbulent for $Re \sim 10$ or 100 . A notable exception of this rule are Keplerian flows in accretion disks, which, however, get also turbulent for large Re in the presence of weak magnetic fields (Velikhov 1959, Chandrasekhar 1960, Balbus & Hawley 1991). For the magnetized flows in the heliosheath we deal with the Alfvénic perturbations, which has the viscosity limited by the proton gyration around magnetic field lines. Thus the expected Re will be larger than 10^{10} , which much exceeds the threshold for the fluid getting turbulent.

Recent numerical simulations support theoretical conclusions that magnetic reconnection can be self-regulating process and the initial level of magnetic stochasticity may matter little as the reconnection proceeds. For instance, 3D MHD simulations in Hoang et al. (2009) showed that magnetic fluxes of different directions in low- β plasma brought in the contact at $t = 0$ de-

velop turbulence and fast reconnect within several crossing Alfvénic times even if the initial magnetic field perturbations $v_l < 0.001V_A$ and the turbulence is not driven during the simulations.

It is very advantageous that the reconnection in LV99 depends only on the Alfvénic component of MHD turbulence, as the compressible components are subject to more damping (see Brunetti & Lazarian 2007) and also more fancy channels of cascading (see Chandran 2005). The possibility of segregating of Alfvénic component from the rest of the MHD cascade is justified theoretically in GS95 and proven in direct 3D compressible MHD numerical simulations (Cho & Lazarian 2002, 2003). In the fully ionized plasma including the case of the heliosheath the Alfvénic component cascades to the proton Larmor radius.

We discuss in the Appendix A that the possible uncertainties of the spectral index of the Alfvénic turbulence that are consistent with the observations, in situ spacecraft measurements and numerical simulations do not change the LV99 conclusion that the reconnection is fast. Thus the model suggested in the paper does not depend on the outcome of the ongoing debates on the exact spectral index of Alfvénic turbulence. Similarly, in the presence of the backreaction of accelerated particles the turbulence spectrum is expected to be modified, but the rates of reconnection and therefore rates of ACRs accelerations are not expected to change appreciably.

5.3. Predictions and limitations of the model

In the paper above we appealed to the spectrum of particles accelerated by reconnection to explain the Voyagers measurements, which does not show clear signatures of shock acceleration. We propose that the acceleration of particles arising from magnetic reconnection can explain the ACRs. In particular we predict that the source of the ACRs can be deeper in the heliosheath, close to the heliopause. We maintain that the acceleration of energetic particles by magnetic reconnection is an unavoidable process. While we do not know all the details, we proposed in the paper that it can account for all or most of the energetic particles observed. Our idea can be tested as the ACR energy spectra of H, He, N, Ne and O in the heliosheath will slowly unroll as Voyager 1 and 2 make their way into the heliosheath.

Difficulties associated with understanding of astrophysical acceleration processes are well known. For instance, the particle acceleration in shocks is a well-recognized process (Axford, Leer & Skadron 1977, Krymsky 1977, Bell 1978, Blandford & Ostriker 1978). However, in spite of the years of intensive work the details of the acceleration and their influence onto resulting spectrum of accelerated particles is a subject of debate (see Malkov & Diamond 2009). In contrast, the first order Fermi acceleration within turbulent reconnection zone is a very new avenue of research. Thus, it is natural that the uncertainties of the expected particle spectrum are much higher and we have to be satisfied with the rough consistency of the theoretical expectations to the observed spectra of ACRs. Below we discuss the potential uncertainties of the models. We expect that future numerical simulations will resolve the outstanding issues that we outline.

The efficiency of particle acceleration in fast reconnect-

tion has not been resolved yet. It is clear, that the competition will be between the channeling of magnetic energy into the kinetic energy of thermal plasma and energetic particles. The solar flare reconnection events can provide us with a hint. Indeed, the observations SME indicate that most of the energy is going into energetic particles. Similarly, the analogy between the shock acceleration and the first order Fermi acceleration in the reconnection regions is also suggestive of higher percentage of energy going into the acceleration of energetic particles. Future research should clarify this issue. The self-consistent model of the generation of the ACRs in the heliosheath should include the reconnection layers acting as a source term for solving the transport equation for energetic particles (see Schlickeiser 2003). Unfortunately, with the complex and yet unknown structure of the heliosheath it may be currently impossible to reliably model the energetic particle injection and propagation.

The fact that magnetic reconnection may be strongly affected by the backreaction of the energetic particles does not necessarily ensure that the magnetic field and energetic particles get into equipartition throughout the entire heliosheath region. Indeed, particles may escape efficiently with the reconnected flux and the parts of heliosheath not subject to reconnection may have the energy density of particles well below the equipartition. At the same time, the accumulation of particles above the equipartition value is prohibited due to insufficiency of magnetic tension for constraining them. One of the predictions of the particle escape would be the formation of the opening up magnetic field structure of some part of the heliosheath.

In our calculations in §4 we assumed that energetic particles entering the unreconnected flux (e.g. upper flux tube in Figure 6) get scattered and randomized before they leave it to collide with the oppositely moving magnetic flux (e.g. lower flux tube in Figure??). This may be not the only process involved. For instance, energetic particles can be reflected by magnetic mirrors, which will not change the adiabatic invariant of the particle. In this case, only parallel component of the particle momentum will grow. However, as it was argued in Lazarian & Berezhnaya (2006) such a distribution is unstable in respect to gyroresonance instability. This instability is known to generate circularly polarized Alfvénic perturbations with $\mathbf{k} \parallel \mathbf{B}$ and those will scatter and randomize particles, thus decreasing the anisotropy. Therefore we do not expect a change of the acceleration efficiency.

At the same time, the damping of turbulence at the Larmor radius scale of protons makes the acceleration of minor ions preferable. Indeed, scattering of energetic particles is an essential component coupling particles to the contracting magnetic field lines. This scattering is depends on the presence of magnetic turbulence at the Larmor radius scales. As this scale is larger for the minority ions, their acceleration may proceed more efficiently. This issue should be addressed in future in relation to the difference in the efficiencies of acceleration of different ions.

5.4. Role of reconnection microphysics

Let us show how the assumed microphysics of reconnection affects the energetic particle acceleration. As we discussed in §3, the model of magnetic reconnection

in the heliosheath includes small scale event mediated by collisionless effects⁸ and large-scale reconnection limited by magnetic field wandering according to the LV99 model. While collisionless effects are irrelevant in terms of overall rates of reconnection, their presence may be important for the acceleration of electrons. One might also expect that the dynamics of the magnetic loops at scales smaller than the proton gyroradius may be different from the magnetic loops on larger scales as a result of the difference in the properties of whistler (electron MHD) and Alfvénic turbulence (Cho & Lazarian 2004, 2009).

For our discussion of the acceleration in a reconnection layer we adopted the collisionless model of reconnection on the small scales λ_{\parallel} . A number of issues related to the reconnection in this regime are still a subject of debates. For instance, the role of the Hall term is challenged in a number of papers (see Karimabadi et al. 2004, Bessho & Bhattacharjee 2005, Daughton & Karimabadi 2007). Whether the collisionless reconnection is fast has been also questioned (see Wang et al. 2001, Fitzpatrick 2004, Smith et al. 2004). In addition, small-scale events may proceed at different rates due to the external forcing preventing formation of small-scale X-points within a turbulent reconnection region.

We believe that while some details of the acceleration may change, e.g. the acceleration of electrons may be modified in the absence of the Hall term, the major elements of the model of the acceleration of energetic particles in heliosheath, that we discuss in the paper will stay. First of all, even if collisionless reconnection is not fast, this should not change the overall speed of the reconnection of the turbulent magnetic field (LV99). Then, the contracting open magnetic field loops that are a part of the LV99 model should still accelerate the energetic particles. One may speculate that even in the case that the reconnection on the small scales follows a different path from the one usually associated with collisionless reconnection, e.g. in terms of the absence of X-points, the contracting open magnetic loops accelerating electrons are still likely to emerge at scales smaller than Larmor radius due to the turbulent motions protruding at the electron MHD scale. Future numerical calculations should clarify these issues.

5.5. Role of turbulent acceleration of ACRs

While the alternative idea of blunt shocks stays a viable one, we have doubts about the idea of second-order Fermi acceleration of energetic particles observed by Voyagers. It is well known that part from accelerating the energetic particles in the heliopheric current sheets, magnetic reconnection can induce turbulence that can accelerate energetic particles (see Petrosian et al. 2006 and ref. therein). Indeed, in any scheme of fast reconnection only small fraction of energy is consumed through direct plasma heating. While further research is necessary at this point, it is reasonable to assume that the partition of energy that is released directly in the reconnection zone and is available in the form of magnetic tension after

magnetic field lines leave the reconnection zone depends on the initial configuration of the reconnecting magnetic fluxes. If most of the energy is accumulated in the form of magnetic field lines bended outside the reconnection region, as this is the case in some models of solar flares (see Tsuneta 1996), then turbulence may absorb most energy released in the event.

In the heliosheath we can expect magnetic field configurations where most energy is released in the reconnection zone, we may argue that even turbulent acceleration of particles should exhibit features of the first order Fermi acceleration associated with magnetic reconnection.

It is easy to see that reconnection events in MHD turbulence should happen through every eddy turnover (see LV99). For small scales magnetic field lines are nearly parallel and, when they intersect, the pressure gradient is not $V_A^2/\lambda_{\parallel}$ but rather $(\lambda_{\perp}^2/\lambda_{\parallel}^3)V_A^2$, since only the energy of the component of the magnetic field that is not shared is available to drive the outflow. On the other hand, the characteristic length contraction of a given field line due to reconnection between adjacent eddies is $\lambda_{\perp}^2/\lambda_{\parallel}$. This gives an effective ejection rate of V_A/λ_{\parallel} . Since the width of the diffusion layer over the length λ_{\parallel} is λ_{\perp} the Eq.(3) should be replaced by $V_R \approx V_A(\lambda_{\perp}/\lambda_{\parallel})$, which provides the reconnection rate V_A/λ_{\parallel} , which is just the nonlinear cascade rate on the scale λ_{\parallel} . This ensures self-consistency of the critical balance for strong Alfvénic turbulence in highly conducting fluids (LV99). Indeed, if not for fast turbulent reconnection the buildup of unresolved magnetic knots is unavoidable, flattening the turbulence spectrum compared to the theoretical predictions. The latter corresponds neither to Solar wind measurements nor to numerical calculations.

The energy of reconnected magnetic field during the eddy turnover is comparable with the energy of the eddy. In the absence of cosmic ray acceleration the energy liberated in reconnection goes into motions comparable to the dimensions of the reconnecting eddies, so this energy release will not short circuit the turbulent energy cascade. In the presence of cosmic ray acceleration a substantial part of the turbulent energy may go into the energetic particle acceleration⁹ and therefore the second order Fermi acceleration in turbulence may play a subdominant role even for the part of the magnetic energy that was released beyond the reconnection region and induced magnetic turbulence.

Consider the problem from the point of view of energetics. For driving with turbulent injection velocity of the order of Alfvén velocity, around 80% of energy go into Alfvénic incompressible modes (Cho & Lazarian 2003). This result obtained with solenoidal driving corresponds well to the results for hydrodynamic turbulence where, for arbitrary driving, approximately the same percentage of energy goes into solenoidal motions (Biskamp 2003). At the same time, Alfvénic modes arising from large scale driving are shown to be very inefficient for accelerating energetic particles due to the high

⁸ It is interesting to note that some of the in situ measurements of the parameters of the current sheet may be consistent with the predictions of the collisionless reconnection, while the actual reconnection is going according to the LV99 scheme.

⁹ R. Jokipii (1999) points out that the coexistence of two big power laws in the sky: the one by cosmic rays and one by turbulence shows the fundamental inter-relation of turbulence and cosmic rays. One may speculate that the process of first order Fermi acceleration in the turbulent eddies may be at the core of this inter-relation.

anisotropy of Alfvénic modes (see a discussion Cho & Lazarian 2006). The acceleration by fast modes (Yan & Lazarian 2002, 2004, 2008, Brunetti & Lazarian 2007) is limited¹⁰ by fast modes collisionless damping. This can be viewed as an additional argument against second order Fermi acceleration of ACRs. On the contrary, the Alfvénic cascade may be associated with the first order Fermi acceleration of ACRs.

All in all, while turbulence is essential for driving magnetic reconnection, the role of turbulence in second order Fermi acceleration of ACRs may be subdominant.

5.6. Astrophysical implications of the model

The first order Fermi acceleration by the reconnection in a turbulent magnetized fluid may have important astrophysical consequences beyond the Space physics. For instance, interstellar medium observations indicate the existence of the power law from dozens of parsecs to subAU scales (see Crovisier & Dickey 1983, O'Dell & Castaneda, Green 1993, Armstrong et al. 1994, Elmegreen & Scalo 2004, McKee & Ostriker 2007, Lazarian 2009). Thus it is not inconceivable that magnetic reconnection can play a significant role in the acceleration of cosmic rays on the galactic scale and in other circumstances. We defer a discussion of this interesting possibility for future papers.

Now that the plasma and field data are both available from the Voyagers at the heliosheath, reconnection sites can be directly probed. If it is confirmed that energetic particles observed by Voyagers are accelerated by reconnection, this work could induce further efforts in identifying situations where first order Fermi acceleration arising from the reconnection of the weakly stochastic magnetic field is important. The natural place to look is solar flares. While second order Fermi acceleration is frequently involved to explain energetic particles arising during flares (see La Rosa et al. 2006, Petrosian, Yan & Lazarian 2007, Yan, Lazarian & Petrosian 2008), in view of fast reconnection it looks promising that the ac-

celeration is driven by the mechanism we discuss in this paper.

We also note that magnetic field reversals and reconnection are an intrinsic part of the magnetic field dynamics in accretion disks. For some of these disks, e.g. circumstellar disks, the issues of ionization are important (see Shu et al. 2007). If energetic particles are accelerated in accretion disks, this makes magnetic activities there self-sustained. Further research should quantify this and related issues. The theoretical calculations of the reconnection rate in a weakly turbulent partially ionized gas are provided in Lazarian, Vishniac & Cho (2004).

5.7. Summary

We proposed that the magnetic reconnection could accelerate energetic particles in the heliosheath and especially near the heliopause. This can explain the fact that Voyagers failed to detect the signatures of shock acceleration. Our predictions include the localization of the source of the energetic particles close to the heliopause.

A.L. thanks Jim McFadden and Randy Jokipii for elucidating discussions of the properties of the interplanetary current sheets and associated processes of energetic particle acceleration. A.L. acknowledges NSF grants AST 0808118 and ATM 0648699, as well as the support of the NSF Center for Magnetic Self-Organization. The calculation shown are supported by the NSF project TG-AST090078 through TeraGrid resources provided by Texas Advanced Computing Center (TACC:www.tacc.utexas.edu). M.O. would like acknowledge the support of NASA-Voyager Guest Investigator grant NNX07AH20G as well as the support of the National Science Foundation CAREER Grant ATM-0747654. We thank Blakesley Burkhart for reading the manuscript.

¹⁰ Here we consider resonant and Transient Time Damping (TTD) acceleration (see Schlickeiser 2003) and disregard the acceleration arising due to large scale contractions as the study in Cho & Lazarian (2006) showed that this acceleration process is subdominant unless the turbulence driving is superAlfvénic. The latter is not expected for the turbulence arising from magnetic re-

connection. In our discussion we also disregarded the process of generation of waves with k -vectors parallel to magnetic field ("slab modes") through gyroresonance instability as predicted in Lazarian & Beresnyak (2006).

APPENDIX

MODEL OF MHD TURBULENCE ADOPTED

The nature of Alfvénic cascade is expressed through the critical balance condition in GS95 model of strong turbulence, namely,

$$\lambda_{\parallel}^{-1} V_A \sim \lambda_{\perp}^{-1} v_{\lambda}, \quad (\text{A1})$$

where v_{λ} is the eddy velocity, while the λ_{\parallel} and λ_{\perp} are, respectively, eddy scales parallel and perpendicular to the local direction of magnetic field. The critical balance condition states that the parallel size of an eddy is determined by the distance Alfvénic perturbation can propagate during the eddy turnover. The notion of *local* is important¹¹, as no universal relations exist if eddies are treated in respect to the global mean magnetic field (LV99, Cho & Vishniac 2000, Maron & Goldreich 2001, Lithwick & Goldreich 2001, Cho, Lazarian & Vishniac 2002). Combining this with the Kolmogorov cascade notion, i.e. that the energy transfer rate is $v_{\lambda}^2/(\lambda_{\perp}/v_{\lambda}) = \text{const}$ one gets $\lambda_{\parallel} \sim \lambda_{\perp}^{2/3}$. If the

¹¹ To stress the difference between local and global systems here we do not use the language of k -vectors. Wavevectors parallel and perpendicular to magnetic fields can be used, if only the wavevectors are understood in terms of a wavelet transform defined with the local reference system rather than ordinary Fourier transform defined with the mean field system.

turbulence injection scale is L_{inj} , then $\lambda_{\parallel} \approx L_{inj}^{1/3} \lambda_{\perp}^{2/3}$, which shows that the eddies get very much anisotropic for small λ_{\perp} .

The critical balance is the feature of the strong turbulence, which is the case when the turbulent energy is injected at V_A . If the energy is injected at velocities lower than V_A the cascade is weak with λ_{\perp} of the eddies increasing while λ_{\parallel} staying the same (Ng & Bhattacharjee 1996, LV99, Galtier et al. 2002) In other words, as a result of the weak cascade the eddies get thinner, but preserve the same length along the local magnetic field. This decreases λ_{\perp} and eventually makes Eq. (A1) satisfied. If the injection velocity is v_l and turbulent injection scale is l , the transition to the strong MHD turbulence happens at the scale $l(v_l/V_A)^2$ and the velocity at this scale is $V_{strong} = V_A(v_l/V_A)^2$ (LV99, Lazarian 2006). Thus the weak turbulence has a limited, i.e. $[l, l(v_l/V_A)^2]$ inertial interval and get strong at smaller scales.

While GS95 assumed that the turbulent energy is injected at V_A at the injection scale l , LV99 provided general relations for the turbulent scaling at small scales for the case that the injection velocity v_l is less or equal to V_A , which can be written in terms of λ_{\parallel} and λ_{\perp} :

$$\lambda_{\parallel} \approx l \left(\frac{\lambda_{\perp}}{l} \right)^{2/3} \left(\frac{V_A}{v_l} \right)^{4/3} \quad (A2)$$

$$v_{\lambda} \approx v_l \left(\frac{l}{\lambda} \right)^{1/3} \left(\frac{v_l}{V_A} \right)^{1/3} \quad (A3)$$

The present day debates of whether GS95 approach should be augmented by additional concepts like "dynamical alignment", "polarization", "non-locality" (Boldyrev 2006, 2007, Beresnyak & Lazarian 2006, 2009, Gogoberidge 2007) do not change the nature of the reconnection of the weakly turbulent magnetic field as LV99 also considered the modification of reconnection when $\lambda_{\parallel} \sim \lambda_{\perp}^p (V_A/v_l)^m$ and showed that for choice of p and m which agrees with the present day simulations the nature of the reconnection does not change.

REFERENCES

- Axford, W., Leer, E., & Skadron 1977, Proc. 15th International Cosmic Ray Conference, 11, 132
- Armstrong, J. W., Rickett, B. J., & Spangler, S. R. 1995, ApJ, 443, 209
- Balbus, S. A., & Hawley, J. F. 1991, ApJ, 376, 214
- Bell, A. 1978, MNRAS, 182, 147
- Beresnyak, A., & Lazarian, A. 2006, ApJ, 640, L175
- Beresnyak, A., & Lazarian, A. 2008, arXiv:0812.0812
- Bessho, N., Bhattacharjee, A. 2005, Phys. Rev. Lett. 95, 245001
- Birn, J., Thomsen, M. F., & Hesse, M. 2004, Physics of Plasmas, 11, 1825
- Biskamp, D. 1986, Phys. Fl. 29, 1520
- Biskamp, D. 2000, *Magnetic Reconnection in Plasmas* (Cambridge, UK:Cambridge University Press)
- Biskamp, D. 2003, *Magnetohydrodynamic Turbulence* (Cambridge, UK:Cambridge University Press)
- Bhattacharjee, A. 2004, ARA&A, 42, 365
- Blandford, R. & Ostriker, J. 1978, ApJ, 221, L29
- Boldyrev, S. 2005, ApJ, 626, L37
- Boldyrev, S. 2006, Phys. Rev. Lett., 96, 11, 5002
- Brunetti, G., & Lazarian, A. 2007, MNRAS, 378, 245
- Burke, D., Peruter, T., & Rumpf, M. 1999, Proceedings of IEEE Visualization 01, Oct. 21-26, San Diego, California, p.61
- Burlaga, L.F., Ness, N.F., Acuna, M.H., Richardson, J.D., Stone, E., and McDonald, F.B., 2001, ApJ 692, 1125
- Chandran, B. D. G. 2000, Physical Review Letters, 85, 4656
- Chandran, B. D. G. 2005, Physical Review Letters, 95, 265004
- Chandrasekhar, S. 1960, Proceedings of the National Academy of Science, 46, 253
- Cho, J., & Lazarian, A. 2002, Phys. Rev. Lett., 88, 24, 5001
- Cho, J., & Lazarian, A. 2003, MNRAS, 345, 325
- Cho, J., & Lazarian, A. 2004, ApJ, 615, L41
- Cho, J., & Lazarian, A. 2006, ApJ, 638, 811
- Cho, J., & Lazarian, A. 2009, ApJ, submitted, arXiv:0904.0661
- Cho, J., Lazarian, A., & Vishniac, E. T. 2002, ApJ, 564, 291
- Cho, J., & Vishniac, E. 2000, ApJ, 539, 273
- Ciaravella, A., & Raymond, J. C. 2008, ApJ, 686, 1372
- Crovisier, J., & Dickey, J. M. 1983, A&A, 122, 282
- Cummings, A.C., and Stone. E.C., 1998, Space.Sci.Rev., 83, 51
- Daughton, W., Karimabadi, H. 2007, Phys. Plasmas, 14, 072303
- de Gouveia dal Pino, E. M., & Lazarian, A. 2003, arXiv:astro-ph/0307054v1 (GL03)
- de Gouveia dal Pino, E. M., & Lazarian, A. 2005, A&A, 441, 845
- Dobrowolny, M., Mangeney, A., & Veltri, P. 1980, Physical Review Letters, 45, 144
- Draine, B. T., & Lazarian, A. 1998, ApJ, 508, 157
- Drake, J., Swisdak, M. & Shay, M. 2006, Nature, 443:5, 553 (DX06)
- Elmegreen, B. G., & Scalo, J. 2004, ARA&A, 42, 211
- Ferreira, S.E.S., Potgieter, M.S., & Scherer, K., J. 2007, Geophys. Res., 112, A11101, doi:10.1029/2007JA012477
- Fisk, L.A., Gloeckler, G., 2006, ApJL, 640, L79
- Fitzpatrick, R. 2004, Phys. Plasmas, 11, 937
- Iorinski, V., and Zank, G. P., 2006, Geophys. Res. Lett., 33, L15110
- Galtier, S., Nazarenko, S. V., Newell, A. C., & Pouquet, A. 2002, ApJ, 564, L49
- Gogoberidze, G. 2007, Physics of Plasmas, 14, 2, 2304
- Goldreich, P., & Sridhar, S. 1995, ApJ438, 763, (GS95)
- Green, D. A. 1993, MNRAS, 262, 327
- Haswell, C., Tajima, T., & Sakai, J. 1992, ApJ, 401, 495
- Higdon, J. C. 1984, ApJ, 285, 109
- Hoang, T., Kowal, G., Lazarian, A. & Vishniac, E. 2009, in preparation
- Iroshnikov, P. S. 1963, AZh, 40, 742
- Jokipii, J.R., and Giacalone, J., 1998, Space Sci. Rev. , 83, 123.
- Jokipii, J.R., 2006, 5th Annual IGPP International Astrophysics Conference. AIP Conference Proceedings 858, Physics of the Inner Heliosheath, 143
- Jokipii, J.R., 2009, preprint
- Karimabadi, H., Krauss-Varban, D., Huba, J., & Vu, H. 2004, J. Geophys. Res., 109, A09205
- Kliem, B. 1994, ApJS, 90, 719
- Kowal, G., Lazarian, A., Vishniac, E., Otmianowska-Mazur K. 2009, ApJ, in press, arXiv:0903.2052
- Kraichnan, R. H. 1965, Physics of Fluids, 8, 1385
- Krymsky, G. 1977, Dok. Acad. Nauk USSR, 234, 1306
- Langner, U.W., and Potgieter, M.S., 2006, 5th Annual IGPP International Astrophysics Conference. AIP Conference Proceedings 858, Physics of the Inner Heliosheath, 233
- La Rosa, T. N., Moore, R. L., Miller, J. A., & Shore, S. N. 1996, ApJ, 467, 454
- La Rosa, T. N., Shore, S. N., Joseph, T., Lazio, W., & Kassim, N. E. 2006, Journal of Physics Conference Series, 54, 10
- Lazarian, A., & Vishniac, E. T. 1999, ApJ, 517, 700 (LV99)
- Lazarian, A., Vishniac, E. T., & Cho, J. 2004, ApJ, 603, 180
- Lazarian, A. 2005, in Magnetic Fields in the Universe, AIP Conference Proceedings, 784, Melville, New York, p.42
- Lazarian, A. 2006, ApJ, 645, L25
- Lazarian, A. 2009, Space Science Reviews, 143, 357

- Lazarian, A., Beresnyak, A., Yan, H., Opher, M., & Liu, Y. 2009, Space Science Reviews, 143, 387
- Lazarian, A., Vishniac, E., & Kowal, G. 2009, Astronomical Society of the Pacific Conference Series, 406, 23
- Lithwick, Y., & Goldreich, P. 2001, ApJ, 562, 279
- Litvinenko, Y. E. 1996, ApJ, 462, 997
- Longair, M. 1992, High Energy Astrophysics, v2, CUP
- Malkov, M. A., & Diamond, P. H. 2009, ApJ, 692, 1571
- Maron, J., & Goldreich, P. 2001, ApJ, 554, 1175
- Matthaeus, W. H., Ambrosiano, J. J., & Goldstein, M. L. 1984, Physical Review Letters, 53, 1449
- Matthaeus, W. H., & Lamkin, S. L. 1985, Physics of Fluids, 28, 303
- Matthaeus, W. H., & Lamkin, S. L. 1986, Physics of Fluids, 29, 2513
- McComas, D.J., and Schwadron, N.A., 2006, Geophys. Res. Lett., 33, L04102
- McKee, C. F., & Ostriker, E. C. 2007, ARA&A, 45, 565
- Montgomery, D., & Turner, L. 1981, Physics of Fluids, 24, 825
- oraal, H., Caballero-Lopez, R.A., McCracken, K.G., McDonald, F.B., Mewald, R.A., Ptuskin, V., and Wiedenbec, M.E., 2006, Cosmic ray energy changes at the Heliosheath, 219
- Müller, W.-C., & Biskamp, D. 2000, Physical Review Letters, 84, 475
- Nerney, S., Suess, S.T., Schmahl, E. J., J. 1995, Geophys. Res., vol 100. No. A3, p. 3463
- Ng, C. S., & Bhattacharjee, A. 1996, ApJ, 465, 845
- O'dell, C. R., & Castaneda, H. O. 1987, ApJ, 317, 686
- Opher, M., Stone, E.C., Alouani Bibi, F., Toth, G., Richardson, J.D., Izmodenov V.V. & Gombosi T.I. 2009, preprint
- Opher, M., Stone, E. C., and Gombosi, T. I. Science 316, 875 (2007).
- Opher, M., P. C. Liewer, M. Velli, L.Bettarini, T.I.Gombosi, W.B. Manchester, D.L.De Zeeuw, G.Toth, and I.Sokolov, 2004, ApJ, 611, 575
- Opher, M., P. C. Liewer, T. I. Gombosi, W. B. Manchester, D.L.DeZeeuw, I.Sokolov, and G. Toth, 2003, ApJL, 591, L61
- Parker, E. N. 1958, ApJ, 128, 664
- Parker, E. N. 1957, J. Geophys. Res., 62, 509
- Petrosian, V., Yan, H., & Lazarian, A. 2006, ApJ, 644, 603
- Petschek, H. E. 1964, NASA Special Publication, 50, 425
- Priest, E., & Forbes, T. 2000, *Magnetic Reconnection*, (Cambridge, UK:Cambridge University Press)
- Richardson J.D.et al. 2008, Nature, 454, 63
- Schatten, K.H. 1971, Cosmic Electrodynamics, 2, 232
- Shebalin, J. V., Matthaeus, W. H., & Montgomery, D. 1983, Journal of Plasma Physics, 29, 525
- Schlickeiser, R. 2003, Cosmic Ray Astrophysics, Springer
- Shay, M. A., Drake, J. F., Denton, R. E., & Biskamp, D. 1998, J. Geophys. Res., 103, 9165
- Shay, M. A., Drake, J. F., & Swisdak, M. M. 2004, Physics of Plasmas, 11, 2199
- Shu, F. H., Galli, D., Lizano, S., Glassgold, A. E., & Diamond, P. H. 2007, ApJ, 665, 535
- Smith, D., Ghosh, S., Dmitruk, P., Matthaeus, W. 2004, Geophys. Res. Lett. 31, L02805
- Speiser, T. W. 1970, Planet. Space Sci., 18, 613
- Spitzer, L. 1962, Physics of Fully Ionized Gases, Interscience (John Wiley & Sons), New York
- Strauss, H. R. 1986, Physics of Fluids, 29, 3668
- Strauss, H. R. 1988, ApJ, 326, 412
- Sweet, P. A. 1958, Conf. Proc. IAU Symposium 6, *Electromagnetic Phenomena in Cosmical Physics*, ed. B. Lehnert, (Cambridge, UK:Cambridge University Press), 123
- Suess, S. 2006, personal communication
- Tsuneta, S. 1996, ApJ, 456, 840
- Uzdensky, D. & Kulsrud, R. 2000, Phys. Plasmas, 7, 4018
- Velikhov, E.P. 1959, Soviet Phys.-JETP Lett, 36, 1398
- Wang, X., Bhattacharjee, A., Ma, Z. 2001, Phys. Rev. Lett., 87, 265003
- Yamada, M. 2007, Physics of Plasmas, 14, 5, 8102
- Yan, H., & Lazarian, A. 2002, Physical Review Letters, 89, 1102
- Yan, H., & Lazarian, A. 2004, ApJ, 614, 757
- Yan, H., & Lazarian, A. 2008, ApJ, 673, 942
- Yan, H., Lazarian, A., & Petrosian, V. 2008, ApJ, 684, 1461
- Zhang, M., 5th Annual IGPP International Astrophysics Conference. AIP Conference Proceedings 858, Physics of the Inner Heliosheath, 226 (2006).
- Zweibel, E., & Yamada, M. 2009, ARA&A, in press