

# Robust Regulatory Networks

Arnab Bhattacharyya<sup>\*†</sup>      Bernhard Haeupler<sup>\*‡</sup>

Massachusetts Institute of Technology  
 Computer Science and Artificial Intelligence Laboratory  
 Stata Center, 32 Vassar Street, Cambridge, MA 02139

## Abstract

One of the characteristic features of genetic networks is their inherent robustness, that is, their ability to retain functionality in spite of the introduction of random errors. In this paper, we seek to better understand how robustness is achieved and what functionalities can be maintained robustly. Our goal is to formalize some of the language used in biological discussions in a reasonable mathematical framework, where questions can be answered in a rigorous fashion. These results provide basic conceptual understanding of robust regulatory networks that should be valuable independent of the details of the formalism.

We model the gene regulatory network as a boolean network, a general and well-established model introduced by Stuart Kauffman. A boolean network is said to be in a viable configuration if the node states of the network at its fixpoint satisfy some pre-specified constraint. We define how mutations affect the behavior of the boolean network, and we say a network is robust if most random mutations of the model reach a viable configuration.

We first study the case when the boolean network is specified by a directed acyclic graph. Random mutations induce a neighborhood around the configuration that would be reached if there were no mutations. We show that for the case of acyclic networks, this neighborhood is a bijective transformation of the usual Hamming neighborhood. A robust acyclic network chooses the bijection so that most of the neighborhood lies in the space of viable configurations. The greater the degree of the network, the more complex the bijection is allowed to be and thus the greater the possibility of robustly satisfying constraints.

Next, we study networks where directed cycles are present. We show that cyclic networks can make the volume of the neighborhood smaller, by mapping different errors in the network to the same final configuration. Thus, cyclic networks can be dramatically more powerful with respect to robustness than acyclic networks. Also, we explicitly describe a large class of constraints for which cyclic networks provide robustness.

**Keywords:** robustness; regulatory networks; mathematical modelling; boolean networks

## 1 Introduction: Understanding Robustness

One of the hallmark features of life is its diversity. To solve the same basic problems of survival and reproduction, nature has devised a scintillating array of solutions, each remarkably different from others in

---

<sup>\*</sup>Authors are in alphabetical order and contributed equally to the paper

<sup>†</sup>[abhattach@mit.edu](mailto:abhattach@mit.edu). Research supported in part by a DOE Computational Science Graduate Fellowship and NSF Grants 0514771, 0728645 and 0732334.

<sup>‡</sup>[haeupler@mit.edu](mailto:haeupler@mit.edu). Research supported by an Akamai MIT Presidential Fellowship

many aspects. In the long term, such biological innovation is necessary, because changing environmental conditions mean that some solutions will become defunct while others will become more advantageous. The fundamental question that arises then is how does innovation in biology arise?

To this end, Wagner in [Wag05] defined a biological system to be *evolvable* “if it can acquire novel functions through genetic change, functions that help the organism survive and reproduce.” What exactly are the features of a system that displays evolvability remain a mystery. The question of evolvability can also be phrased in terms of the genotype-phenotype map. The genotype of an organism is the hereditary information contained in the genome, while the phenotype is the set of properties actually exhibited by the organism and acted upon by natural selection. For evolvability, the map between the genotype and phenotype must be such that random mutations to the genotype can possibly “improve” the phenotype so that novel functionality is acquired. In nature, this map is not the identity map: there is a complex translation process that constrains the phenotypes that can be expressed while also encouraging variability. One can ask then for the properties of the genotype-phenotype map for evolvable biological systems.

In this paper, we rigorously study one specific aspect of evolvability: *robustness*. At a first glance, robustness and evolvability seem to be diametrically opposed concepts. Robustness refers to a system’s ability to retain functionality in the presence of changes, while evolvability refers to a system’s ability to acquire new functionality. To resolve this dilemma, let us define robustness more precisely, following [Wag05]. Given a specific phenotypic property  $f$ , we say a mutation to the genotype is *neutral with respect to  $f$*  if that mutation does not affect possession of the property  $f$ . We say a system is *robust with respect to  $f$*  if the vast majority of mutations are neutral with respect to  $f$ . For instance, the phenotypic property to be preserved could be the RNA secondary structure, which a prerequisite for RNA function. Then genetic change in an RNA molecule that is neutral with respect to RNA secondary structure would preserve the RNA’s secondary structure but potentially change other aspects. Another example (also discussed in [Wag05]) is cryptic variation in developmental genes. These mutations preserve the development of complex organs, such as the eye and legs, under usual circumstances but could drastically alter their development in alternate environments [RL98]. In this case, the property being preserved is development of these organs in a specific environmental and genetic background.

Now, we can explain why robustness with respect to a given phenotypic property increases evolvability. If a system is robust with respect to some primary property  $f$ , then, since most mutations are neutral with respect to  $f$ , the system can express many phenotypes satisfying  $f$  and thus has a higher chance of encountering a phenotype that satisfies some other property  $g$ . Thus, novel phenotypes can be discovered while not destroying previous functionalities already achieved. Gould called this process *exaptation* ([GV82]) to refer to organismal features that become adaptations to new conditions long after they have already arisen to achieve some more basic functionality. In other words, robustness allows a system to accumulate a reservoir of neutral mutations and thus has a greater potential for innovation with respect to new unexplored functionalities.

Evidence for robustness with respect to particular phenotypic properties is abundant throughout nature. Although we describe robustness as resilience to mutations in the genome, similar notions also exist for changes at all levels of organization. Proteins tolerate thousands of amino acid changes, metabolic networks continue to function after removal of intermediate steps, gene regulatory networks are unaffected by alteration of gene interactions, genetic changes in embryonic development often hardly affect the viability of the adult organism, and microbes and higher organisms can tolerate complete elimination of many genes. Organization in biological structures is incredibly complex, and it is often a matter of great mystery how such robustness can be achieved at all.

This paper is part of an effort to better understand the robustness property and the environments under which robust solutions are possible. Our goal is to formalize some of the language used in biological discussions in a reasonable mathematical framework, where questions can be answered in a rigorous fashion.

To simplify the discussion, let us only look at the case of robustness of the phenotype to mutations in the genotype (although much of our results can potentially be applied to robustness at other levels of organization). The genotype takes the form of a *regulatory gene network*. The expression level of each gene

is functionally related to the expression level of some other genes. Thus, if the expression level of one gene is changed, expression levels of other genes are also modified according to the regulatory connections. To model these networks we quantize gene expressions by two levels, ON and OFF and describe their interaction via boolean networks, introduced by Kauffman [Kau69, Kau93, Kau95]. This is a very general and well-established model. The phenotype expressed by a particular genotype (represented by the regulatory network) is described by the stable configurations of the network; this correspondence has been verified using simulation and evaluating gene expression data [AO03, MAB00, ESPLAB04, HI00, HEBYI05, GdBLC03].

In this paper we take this widely used biological model and try to identify, describe and understand conditions under which robust gene networks can work – i.e. which conditions can be robustly satisfied by regulatory networks. We furthermore want to investigate how such robust solutions can be found – an everyday task of nature. We believe that answers to these questions are essential for understanding the biology of evolution, the power and structure of regulatory (gene) networks and their interaction with mutations.

**Organization.** We continue in Section 2 by giving formal definitions for our model and state our main results, while relating them back to the biological motivation discussed above. In Section 3, we give a more detailed discussion of our results along with proofs. Finally, we end with some conclusions and suggestions for future work in this area.

## 2 The Model: Networks and Mutations

### 2.1 Definitions

In this section we give the formal definition of the model we will investigate; we biologically justify the details of our formalism in Section 2.2.

The phenotype is specified by gene expression levels, modeled as  $n$  boolean<sup>1</sup> characters  $x_1, \dots, x_n \in \{\pm 1\}$ . The phenotype  $(x_1, \dots, x_n)$  is said to be *viable* exactly when  $f(x_1, \dots, x_n) = 1$  where  $f : \{\pm 1\}^n \rightarrow \{\pm 1\}$  is the constraint determined by the environment or genetic background to be satisfied. We call  $f$  the *objective function*.

Next, we formalize the definition of the genotype by asserting that the genotype encodes a boolean network with the gene expressions as boolean variables. Such a *boolean network*  $N = (x, u_1, \dots, u_n)$  is specified by  $n$  boolean variables  $x = (x_1, \dots, x_n) \in \{\pm 1\}^n$  and  $n$  corresponding *update functions*  $u_1, \dots, u_n : \{\pm 1\}^n \rightarrow \{\pm 1\}$  describing how the variable  $x_i$  depends on all other variables.

Every network  $N = (x, u_1, \dots, u_n)$  induces a directed graph  $G_N = (V_N, E_N)$  on its variables  $V_N = \{x_1, \dots, x_n\}$  where  $(x_i, x_j)$  is an edge in  $E_N$  iff the variable  $x_i$  has an influence on the update function  $u_j$  of node  $x_j$  (i.e.,  $\exists x_1, \dots, x_{j-1}, x_{j+1}, \dots, x_n$  such that  $u_j(x_1, \dots, x_j = -1, \dots, x_n) \neq u_j(x_1, \dots, x_j = 1, \dots, x_n)$ ) The graph  $G_N$  describes how changes can in principle “spread” through the network  $N$ .

Next we want to describe how exactly the states of the boolean variables of a network change over time. For this we define the *configuration* of a boolean network as an assignment  $\alpha \in \{\pm 1\}^n$  to all its variables (i.e.  $\forall i = 1, \dots, n : x_i = \alpha_i$ ). Then we define a dynamic system for every boolean network  $N = (x, u_1, \dots, u_n)$  together with an initial configuration  $\alpha$  by inductively defining a sequence of configurations:

$$\begin{aligned} x(1) &= \alpha \\ x(t+1) &= (u_1(x(t)), \dots, u_n(x(t))) \quad \forall t \geq 1 \end{aligned}$$

This dynamic system gives a sequence of configurations for every time  $t$ . For time  $t = 1$  this is the initial configuration  $x(1) = \alpha$  and for later times the configuration  $x(t)$  is formed by applying the update functions on the last configuration. Note that the states of all the nodes are updated synchronously.

---

<sup>1</sup>A boolean domain has exactly two values with interpretations as *True* and *False*. We use these interpretations with the functions  $\vee$  (OR),  $\wedge$  (AND) and  $\bar{\phantom{x}}$  (NOT) interchangeably with the values 1 (*True*) and  $-1$  (*False*).

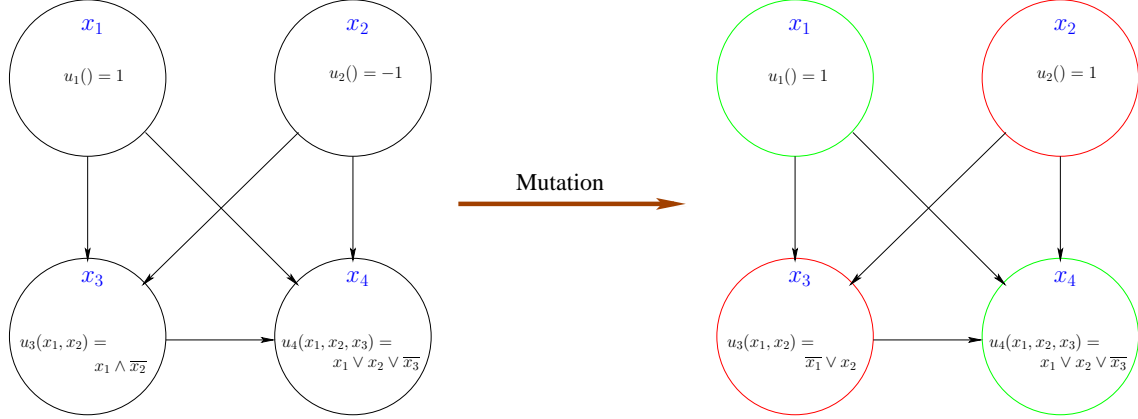


Figure 1: The boolean network on the left reaches the final configuration  $(x_1, x_2, x_3, x_4) = (1, -1, 1, 1)$ . The mutated network on the right reaches the final configuration  $(x_1, x_2, x_3, x_4) = (1, 1, 1, 1)$ .

Since the configuration space is finite and the dynamics of the network are deterministic, the network will eventually fall into a previously visited configuration, after which the configuration dynamics become periodic. This cyclic trajectory is called an *attractor*. If the attractor is just one configuration – a cycle of length 1 – it is called a *fixpoint*. It is clear that given an initial configuration  $\alpha$ , if a network does reach a fixpoint starting from  $\alpha$ , it is unique. Assuming the network  $N$  does reach a fixpoint starting from  $\alpha$ , we denote it by  $\text{Fix}(N, \alpha)$ ; if it does not,  $\text{Fix}(N, \alpha)$  is undefined.

Next, we specify how mutations change the boolean network. As motivated below in Section 2.2, we look at mutations modifying the update functions that do not change the topology  $G_N$  of the network. We say that a network  $N'$  is a *mutation of a network*  $N$  if  $N = (x, u_1, \dots, u_n)$  and  $N' = (x, v_1, \dots, v_n)$  with each  $v_i$  either equal to  $u_i$  or  $-u_i$ . Note that inverting an update function does not change whether one variable has an influence on another variable, giving always  $G_N = G_{N'}$ . Figure 1 shows an example of a network and a mutation of it. Given a *mutation parameter*  $\epsilon \in (0, \frac{1}{2})$ , we define an  $\epsilon$ -*mutation* of a boolean network  $N = (x, u_1, \dots, u_n)$  to be a random variable denoting a boolean network  $N' = (x, v_1, \dots, v_n)$  with the same variables but changed update functions. Specifically, independently for every  $i \in [n]$ , the new update function  $v_i$  is equal to its original  $u_i$  with probability  $1 - \epsilon$  and its complement  $v_i = -u_i$  with probability  $\epsilon$ .

Finally, we want to quantify how well a boolean network satisfies a given objective function in the presence of mutations. Formally, for a mutation parameter  $\epsilon \in (0, \frac{1}{2})$  and a survival probability  $\delta \in [0, 1]$  we say that a network  $N$  with an initial configuration  $\alpha \in \{\pm 1\}^n$  is  $(\epsilon, \delta)$ -*robust with respect to* an objective function  $f : \{\pm 1\}^n \rightarrow \{\pm 1\}$  iff the probability that the fixpoint  $x(\infty) = \text{Fix}(N', \alpha)$  reached by an  $\epsilon$ -mutation  $N'$  of  $N$  satisfies  $f(x(\infty)) = 1$  is at least  $\delta$ . Note that this definition only makes sense if the network  $N'$  reaches a fixpoint starting from  $\alpha$ ; see Section 2.2.2 for biological motivation. We say that the network  $N$  is *optimally  $\epsilon$ -robust with respect to*  $f$  if it achieves the largest survival probability  $\delta$  among all networks that are  $(\epsilon, \delta)$ -robust with respect to  $f$ .

The central question we address in this paper is whether given an objective function  $f$ , there exists a network  $N$  that is  $(\epsilon, \delta)$ -robust with respect to  $f$  with  $\epsilon$  a constant and  $\delta$  very close to 1. In order to formalize “very close”, we parametrize the objective function by  $n$ , the number of boolean characters, and then desire that  $\delta$  goes to 1 asymptotically as  $n$  approaches infinity (holding  $\epsilon$  constant). For a mutation rate  $\epsilon \in (0, \frac{1}{2})$ , a family of objective functions  $\{f_n : \{\pm 1\}^n \rightarrow \{\pm 1\}\}_{n=1, \dots}$  is said to be  $\epsilon$ -*robustly expressible* iff, for every  $n$ , there exists a boolean network  $N_n$  on  $n$  variables and a configuration  $\alpha_n \in \{\pm 1\}^n$  such that  $N_n$  with initial configuration  $\alpha_n$  is  $(\epsilon, \delta_n)$ -robust with respect to  $f_n$ , where the survival probabilities  $\delta_n$  go to 1 when  $n$  approaches infinity. A family of objective functions is said to be *robustly expressible* if it is  $\epsilon$ -robustly

expressible for some constant  $\epsilon \in (0, \frac{1}{2})$ . We will sometimes abuse notation by saying that an objective function (instead of a family of objective functions) is robustly expressible; here, the function is implicitly parametrized by its arity.

## 2.2 The Greater Picture

Let us reconnect the formal definitions above in Section 2 to the biological motivation discussed in the introduction. The genotype is described by a boolean network, which mimics the dynamics of the genetic regulatory network. Boolean networks are a well-established model to describe regulatory network interactions (see, for instance, the study of floral organ development using such a model in [ESPLAB04]). These network models are often devised by discretizing nonlinear continuous models but, for our purposes, this is inessential. For a given genotype represented as a boolean network, the phenotype is assumed to be the gene expression levels, given by the stable configuration of the network. As mentioned earlier, the correspondence between the gene expression levels and the stable configuration of the network has been shown to be valid in several biological experiments (see e.g. [AO03, MAB00, ESPLAB04, HI00, HEBYI05, GdBLC03]). Nevertheless one should note that modelling the phenotype by the gene expression levels is a gross simplification of reality. For example, the environment and other epigenetic factors also often play an important role. But as a first attempt at a systematic understanding of the robustness of regulatory networks, our model should suffice.

The particular phenotypic property with respect to which robustness is ascertained is captured in the boolean objective function. Note that the objective function could be highly complicated. For example, if the objective function determines whether a piece of RNA forms a particular secondary structure, it would have to encode a procedure for determining the secondary structure from a given RNA primary structure (a problem for which no efficient algorithms are known in general). As environmental and background genetic conditions can be very complex, it is difficult to say anything specific about the structure of the objective functions that arise in nature.

In our analysis of robustness, we hold the mutation rate constant and let the number of characters in the phenotype grow arbitrarily large, since in reality the number of genes is very large numerically and, in many models, the mutation rate is independent of the number of genes. We discuss some further modelling issues below.

### 2.2.1 Degree of Regulatory Networks.

In nature, regulatory interactions between genes is implemented through the presence of regulatory regions in the genome. Regulatory proteins, such as promoters and inhibitors, bind to this region and either encourage or discourage expression of the associated gene. The regulatory region is a short stretch of DNA and so it is not feasible to have too many regulatory proteins binding to a single regulatory region simultaneously. In our model, this means that the in-degree (the number of adjacent incoming edges) of nodes in the boolean network representing the genotype should be small. For a boolean network  $N$ , we term the maximum in-degree of a node in  $G_N$  the *degree* of the network  $N$ . When the degree is 0, then the network essentially consists of a static configuration, which does not seem too interesting from a biological perspective. And when the degree is  $n$ , a node in the network can potentially interact with every other node in the network, an impractical situation. We will be interested then in the tradeoff between degree and robustness of boolean networks.

### 2.2.2 Attractors of Boolean Networks.

As noted above, we associate phenotypes with fixpoints of boolean networks. But clearly, boolean networks can also reach a cycle instead of a fixpoint as an attractor. In this paper, we do not consider such networks to robustly express any objective function. The primary reason for this restriction is that in most modelling

of real biological systems by boolean networks, the attractors reached are found to be fixpoints rather than cycles [ESPLAB04]. There are instances in the literature, such as [ABKR07], where the phenotypes are taken to be attractors, whether they be fixpoints or cycles. But it is not clear if such a setup is indeed reasonable from the perspective of modelling biological systems.

### 2.2.3 Mutation Models.

The literature shows many approaches for modelling how mutations act on the genotype, or the boolean network in our model. Mutations could modify the network by changing the adjacency relations (as in [BB08]), changing the regulatory interactions (as in [SD07]), or duplicating and deleting nodes (as in [ABKR07]). For this paper we want to investigate the case when a mutation on the genotype modifies the regulatory interactions between nodes by changing selected update functions to their complements. We believe that such errors capture the most common types of mutations in nature. These mutations to the boolean network can either be genetic changes passed down from one generation to the next, or be due to environmental disturbances occurring in a single individual.

It is important to notice that in our setting, some of the other choices of mutation models do not give interesting results. For instance, if errors are only on edges, then a robust network would be a static assignment, i.e., a network with no edges, which is not so interesting. Also, if mutations change the update functions arbitrarily, then the graph induced by the network changes arbitrarily which would make robustness with respect to non symmetric objective functions impossible to achieve. Additionally, it is not very biologically motivated to consider a gene changing its entire set of regulators after one mutation. Thus, for a mutation model to be mathematically interesting and biologically relevant, we require that the network robustness should not decrease if the network degree is increased and that if  $N'$  is a mutation of  $N$ ,  $G_{N'}$  should be somehow very closely related to  $G_N$ . In this paper, our mutation model obeys  $G_N = G_{N'}$ .

For other mutational models which do give interesting results, such as errors on both edges and nodes, we believe that many of the results presented here apply in spirit to those models as well and, also, that many of the techniques we describe for constructing robust networks have analogues in the alternate models.

### 2.2.4 Constructivity of Robust Networks

Robust expressibility of an objective function just asserts that there exists a network robustly expressing it. However, for nature to be able to use the robustness property, it needs to be able to construct the network in some fashion. Perhaps it starts with a non-robust network and makes small changes to it to drive it toward robustness, in an evolutionary process, or perhaps it uses some other procedure, but a basic requirement for the robust expressibility property to be useful is that the robust network be *efficiently constructible*. More precisely, for an objective function  $f : \{\pm 1\}^n \rightarrow \{\pm 1\}$ , we say that a network  $N$  robust with respect to  $f$  is efficiently constructible if there is a polynomial time algorithm that has access to  $f$  as an oracle and that outputs a description of  $N$ . For an arbitrary objective function, one cannot hope for efficient constructibility. However, one would like to show efficient constructibility for objective functions belonging to special families which have small description size. Also, note that efficient constructibility is a weak condition to impose, since nature might be restricted to a weak computational model.

## 2.3 Previous Work

The study of evolvability and the origin of novelty in biological systems is an intensively studied area in biology. *The Plausibility of Life* ([KG06]) by Kirschner and Gerhart is a great introduction to the current understanding in this area, containing pointers to many relevant articles in the field. The connection between robustness and evolvability is described well in [Wag05] and in [CMW07].

Boolean networks were originally introduced by Kauffman in [Kau69]. In *The Origins of Order* ([Kau93]), Kauffman explains his position that biological systems display the properties of an ensemble of random boolean networks with parameters that make them lie at the ‘edge of chaos’, that is, near a statistical phase

transition. The concept of designing boolean networks to solve specific problems is a newer idea, discussed by Hasty et. al. in [HMC02] for example. Genetic regulatory networks have been modelled by boolean networks in many parts of the literature now ([AO03, MAB00, ESPLAB04, HI00, HEBYI05, GdBLC03]).

Robustness of boolean networks against various types of faults have also been under investigation. [ABKR07, SR08] study the resilience of random boolean networks to mutations in the update functions, while [BB08] and [SD07] study resilience of single boolean networks to other types of faults. These papers offer numerical/experimental evidence in favor of robustness and do not study how robustness arises formally. In a non-biological context, robustness was also studied by Hornby in [Hor04] in the context of developing programs expressing the design of furnitures! He was interested in representations of tables that one could mutate and still retain a table generating program (but with other potentially useful features). Finally, evolvability of evolutionary programs was studied by Reisinger and Miikulainen in [RM07], but in an empirical fashion.

As far as we know, this is the first rigorous investigation of robustness and evolvability. As mentioned above, there has been a stream of previous papers examining theoretical models for the regulatory system and then showing through simulation how robustness can arise. What we believe is novel in our current work is that we obtain a mathematical understanding of how the level of robustness is related to the structure of the regulatory network model. There have been previous papers which have suggested the need for a formal study, such as [WA96] and [VHW<sup>+</sup>03]. Furthermore, the philosophical underpinnings of our study are slightly different from most earlier work. Most of the previous papers model the genotype to be uniformly generated by a process that is described by a few parameters. For instance, in the standard Kauffman model, random boolean networks (*NK networks*) are uniformly generated by a probabilistic process that takes as inputs a parameter  $N$  for the number of nodes and a parameter  $K$  for the degree of each node. On the other hand, the genotype model in our work is far richer. We allow the genotype structure to be as complicated as desired and then optimize for robustness. The difference between the two approaches is characteristic of the difference between the methodologies of physics and computer science. Carlson and Doyle [CD99, CD00, DC00] have introduced a conceptual framework, known as *Highly Optimized Tolerance*, that argues that biological systems are highly structured and optimized for robustness and that they must be described by a large number of parameters; our work can be loosely viewed as fitting into this framework.

## 2.4 Our Results

We start our investigation of robustness by focusing on the special class of *acyclic boolean networks*. These networks have the feature that they are guaranteed to reach fixpoints starting from any initial configuration. They are also mathematically easier to handle than general boolean networks. Although structurally quite simple, we show in Section 3.2 that they already are, very often, more robust than simple static assignments. In Section 3.2.1, we start by formally defining acyclic boolean networks and characterize them explicitly algebraically. Then, in Section 3.2.2, we discuss a connection between acyclic networks robust with respect to an objective function and decision trees for that function. Using this relationship, we give a procedure for constructing the optimally robust acyclic boolean network with respect to an objective function in time quasipolynomial in the truth-table size of the function<sup>2</sup>. In Section 3.2.3, the algebraic characterization from Section 3.2.1 is used to show that if a low-degree acyclic network is robust with respect to an objective function, then the configurations expressed by the network lie with high probability in an efficiently learnable subset of the phenotype domain. This is interesting because it suggests heuristically that the need to achieve robustness necessarily constrains nature to generating phenotypes that lie in an “easily describable” set. This contrasts with the usual belief that biological structures are somehow very complex and inexplicably varied. In Appendix A, we show that the algebraic characterization can be used to describe a large class of function families robustly expressible by constant degree, acyclic boolean networks. These functions are

---

<sup>2</sup>In fact, as discussed in Section 2.2.4, efficient constructibility requires that the optimally robust network be found in time polynomial in  $n$ , not the truth-table size of  $2^n$ . Using the connection with decision trees, we show efficient constructibility for symmetric functions, which can be represented concisely.

described as polynomial threshold functions, which are well-studied objects in computer science (see [Sak93] for a survey).

In Section 3.2.4, we show separation between various classes of acyclic networks in terms of their ability to robustly express objective functions. First, we show explicit objective functions which can be robustly expressed by (even low degree) acyclic networks but are far from being robustly expressible by a static assignment. Then, we prove that acyclic boolean networks of sub linear degree can robustly express only a tiny fraction of functions of constant density. On the other hand, a random function of constant density is expected to be robustly expressed by an acyclic network with no degree restriction. Hence, since we know that in biology, many regulatory networks are of low degree, this suggests that either the objective functions are chosen from the “low-complexity” set of functions we characterized earlier or that the networks in biology are cyclic.

In Section 3.3, we investigate cyclic networks (networks that potentially possess feedback loops). We are interested in networks that always arrive at fixpoints, even in the presence of mutations, but when started from specific initial configurations. We show that cyclic networks can constrain the fixpoint configurations much more than acyclic networks. A little more precisely, one implication of our results in Section 3.3 is that cyclic networks can force the fixpoint configurations to lie in a set of  $2^{O(\frac{n}{\log n})}$ , in contrast to acyclic networks which can only robustly express functions that are satisfied by at least  $2^{\Omega(n)}$  configurations (see Section 3.2.3). This gap separates cyclic from acyclic networks. We also show that any objective function which can be satisfied by fixing the values of a few variables is also robustly expressible by cyclic networks. Conceptually, this means that if the genome needs some of its genes to have some fixed expression levels, then it can expend only a logarithmic number of regulatory genes in order to make them fixed with high probability. We also obtain stronger results which show, for instance, that robust expressibility is guaranteed whenever we have a set of variables of size  $O(\frac{n}{\log n})$  that can compensate for any mutations in the remaining variables. These examples stand in strong contrast to the negative results for acyclic networks and suggest the combinatorial power of cyclic networks.

## 3 Results and Proofs

### 3.1 Mathematical Preliminaries

The mathematical notation used in this paper is fairly standard. For integer  $n \geq 1$ , we use  $[n]$  to denote the set  $\{1, \dots, n\}$ . Below, we explain the Landau notation, and then we describe two results on random variables that are used frequently in the following sections.

#### 3.1.1 Landau Notation

Big O notation (i.e.  $O$ ,  $o$ ,  $\Omega$ ,  $\omega$ ) or Landau notation describes the limiting behavior of a function when the argument tends towards a particular value or infinity. Throughout this paper it is used to describe the asymptotic behavior of quantities depending on the number of network nodes  $n$  with  $n$  increasing towards infinity. In the rest of the paper we omit the specification  $n \rightarrow \infty$ . The formal definitions are as follows:

$$f \preceq g \iff f(x) = O(g(n)) \iff \limsup_{n \rightarrow \infty} \left| \frac{f(x)}{g(x)} \right| < \infty$$

$$f \prec g \iff f(x) = o(g(n)) \iff \limsup_{n \rightarrow \infty} \left| \frac{f(x)}{g(x)} \right| = 0$$

$$f \succeq g \iff f(x) = \Omega(g(n)) \iff \limsup_{n \rightarrow \infty} \left| \frac{f(x)}{g(x)} \right| > 0$$



$$f \succ g \iff f(x) = \omega(g(n)) \iff \limsup_{n \rightarrow \infty} \left| \frac{f(x)}{g(x)} \right| = \infty$$

Intuitively e.g.  $f(n) = O(g(n))$  means that the quantity  $f$  is (asymptotically) not bigger than ( $\preceq$ ) than  $g$  for large networks (large  $n$ ). All these comparisons do not take constant factors into account.

### 3.1.2 Union bound

The Union bound is the simplest way to bound the probability of an event  $X$  which can not occur without one other event  $X_1, X_2, \dots$  taking place, i.e.  $X \subseteq X_1 \cap X_2 \cap \dots$ . Very intuitively the probability that event  $X$  occurs is bounded from above by the sum of the probabilities that one of the other events occurs, precisely:

$$P\left(\bigcup_i X_i\right) \leq \sum_i P(X_i)$$

### 3.1.3 Chernoff bounds

The Chernoff bound is a concentration bound for the sum of independent variables. It states that the probability that the sum of outcomes of independent random experiments deviates from its expectation by  $\epsilon$  decreases exponentially in  $\epsilon$ . There are multiple forms of this bound. The ones used throughout this paper are:

**Theorem 3.1** *Let  $X = \sum_{i \in [n]} X_i$  where  $X_i$  for each  $i \in [n]$  are independently distributed in  $[0, 1]$ . Then, for  $\epsilon \in (0, 1)$ :*

- $P(X > (1 + \epsilon)\mathbb{E}[X]) \leq \exp\left(-\frac{\epsilon^2}{3}\mathbb{E}[X]\right)$
- $P(X < (1 - \epsilon)\mathbb{E}[X]) \leq \exp\left(-\frac{\epsilon^2}{2}\mathbb{E}[X]\right)$

## 3.2 Acyclic Networks

We start our investigation of the robustness property by restricting attention to a subclass of boolean networks. Naturally, because the model is weaker, we can obtain stronger results here than we can in the more general setting of unrestricted boolean networks to which we return later.

### 3.2.1 Definition and Characterizing Properties of Acyclic Networks

We are interested in networks that reach fixpoints starting from an initial configuration and after arbitrary mutations. To simplify our task, let us restrict ourselves to networks that reach the same fixpoint regardless of the initial configuration and such that fixpoints reached by different mutations are different. More formally, we say that a boolean network  $N$  is *feed-forward* if:

- (i) for any mutation  $N'$  of  $N$  and for any initial configurations  $\alpha_1, \alpha_2 \in \{\pm 1\}^n$ ,  $\text{Fix}(N', \alpha_1) = \text{Fix}(N', \alpha_2) \stackrel{\text{def}}{=} \text{Fix}(N')$
- (ii) for any two non-identical mutations  $N'$  and  $N''$  of  $N$ ,  $\text{Fix}(N') \neq \text{Fix}(N'')$

Thus, in feed-forward networks, the initial configuration is irrelevant in determining the fixpoint, and there is a bijection between mutations of a network and their fixpoints.

Our main object of study in this section is a special type of feed-forward network. We say a boolean network  $N$  is *acyclic* if any network  $N'$  with  $G_{N'} = G_N$  is feed-forward. So, in particular, any mutation of an acyclic network is also acyclic. The name arises from the following simple claim:

**Theorem 3.2** *A boolean network  $N$  is acyclic iff  $G_N$  is a directed acyclic graph.*

**Proof:** If  $G_N$  is a directed acyclic graph, then  $N$  is feed-forward because one can update the nodes of  $N$  in sequence determined by a topological order on  $G_N$ . It is clear then that the stable configuration reached is a fixpoint, independent of initial configuration. To see that two non-identical mutations reach different fixpoints, consider the first node in the topological order that is mutated in one network but not in the other, and observe that their states in the fixpoint configurations of the two networks will be different.

If  $G_N$  contains a directed cycle, one can choose update functions for the nodes that make the induced network have a cycle attractor. This can be done simply by making sure that there is no assignment to the nodes that satisfies all the update functions on the cycle simultaneously. ■

Next, we show that by viewing the effect of mutations more algebraically, we can precisely describe the structure of objective functions which can be robustly expressed by acyclic networks. In doing so, we get a better understanding of how the degree of the network limits the class of functions robustly expressible and how fixpoints of the mutations of acyclic networks are distributed. First, some notation. Define the  $\epsilon$ -biased product measure  $\mu_\epsilon$  on  $\{\pm 1\}^n$  by  $\mu_\epsilon(x_1, \dots, x_n) = \epsilon^{n-k}(1-\epsilon)^k$  where  $k = |\{i : x_k = 1\}|$ . We may view a function  $f : \{\pm 1\}^n \rightarrow \{\pm 1\}$  as the characteristic function of a subset of  $\{\pm 1\}^n$ , that is, the subset  $\{x \in \{\pm 1\}^n : f(x) = 1\}$ . Then,  $\mu_\epsilon(f)$  denotes the weight assigned by the measure  $\mu_\epsilon$  to the set characterized by  $f$ . Our main observation is the following.

**Lemma 3.3**  *$f : \{\pm 1\}^n \rightarrow \{\pm 1\}$  is  $\epsilon$ -robustly expressible by an acyclic boolean network of degree  $d$  if and only if there exist  $\pi, g, \varphi_1, \dots, \varphi_n$  such that:*

$$f(x_1, \dots, x_n) = g(x_{\pi(1)} \cdot \varphi_1(), x_{\pi(2)} \cdot \varphi_2(x_{\pi(1)}), \dots, x_{\pi(n)} \cdot \varphi_n(x_{\pi(1)}, \dots, x_{\pi(n-1)})) \quad (1)$$

where:

(i)  $\pi : [n] \rightarrow [n]$  is a permutation,

(ii) for  $i \in [n]$ ,  $\varphi_i : \{\pm 1\}^{i-1} \rightarrow \{\pm 1\}$  is a boolean function depending on at most  $d$  inputs, and

(iii)  $g : \{\pm 1\}^n \rightarrow \{\pm 1\}$  such that  $\mu_\epsilon(g) \geq 1 - o(1)$ .

**Proof:** To prove one direction, suppose  $f$  is  $\epsilon$ -robustly expressed by an acyclic network  $N$  of degree  $d$ . Since  $G_N$  can be topologically ordered, there exists a permutation  $\pi : [n] \rightarrow [n]$  such that there is an edge between node  $i$  and node  $j$  in  $G_N$  only if  $\pi^{-1}(i) \leq \pi^{-1}(j)$ . For every  $i \in [n]$ , let  $\varphi_i$  denote the update function associated with node  $\pi(i)$  in the network. Note that for any  $i$ , the function  $\varphi_i$  can only take as arguments at most  $d$  elements of the set  $\{x_{\pi(j)}\}_{j \leq i}$ . Let  $g(s_1, \dots, s_n) \stackrel{\text{def}}{=} f(x_1, \dots, x_n)$  where inductively,  $x_{\pi(i)} = s_{\pi(i)} \varphi_i(x_{\pi(1)}, \dots, x_{\pi(i-1)})$  for each  $i \in [n]$ . One can explicitly verify now that Equation (1) holds for this choice of  $g$ : If  $s_{\pi(i)} = x_{\pi(i)} \cdot \varphi_i(x_{\pi(1)}, x_{\pi(2)}, \dots, x_{\pi(i-1)})$ , then by our choice of  $g$ ,  $g(s_1, \dots, s_n) = f(x_1, \dots, x_n)$ . Now, in an  $\epsilon$ -mutation of  $N$ , each  $x_{\pi(i)} \cdot \varphi_i(x_{\pi(1)}, x_{\pi(2)}, \dots, x_{\pi(i-1)})$  is *independently* 1 with probability  $1 - \epsilon$  and  $-1$  with probability  $\epsilon$ . By definition of  $\epsilon$ -robust expressibility,  $g : \{\pm 1\}^n \rightarrow \{\pm 1\}$  is such that  $\mu_\epsilon(g) \geq 1 - o(1)$ .

The proof in the other direction is similar. Given the permutation  $\pi$  and the functions  $\varphi_1, \dots, \varphi_n$ , simply define a boolean network  $N$  where  $\pi$  gives the ordering of the nodes and the  $\varphi_i$ 's specify the update functions of the nodes. Then, the condition on  $g$  ensures that  $f$  is robustly expressed by the network. ■

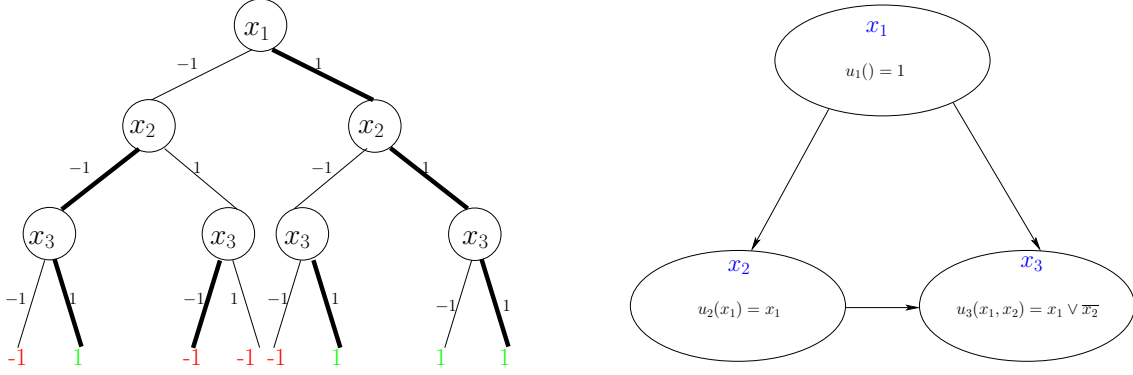


Figure 2: For the objective function  $f(x_1, x_2, x_3) = (x_1 \wedge x_2) \vee (\overline{x_2} \wedge x_3)$ , the decision tree is shown on the left. Each node  $v$  in the tree is associated with a value  $b(v) \in \{\pm 1\}$ , as described in the text, and the adjacent outgoing edge from  $v$  labeled  $b(v)$  is in bold. The corresponding boolean network is shown on the right.

### 3.2.2 Optimal Networks from Decision Trees

Furthermore, as we show next, we can construct the optimally robust acyclic network for a given objective function in time quasipolynomial in the truth-table size of the function. For this, let us recall the notion of a *decision tree* for a boolean function  $f : \{\pm 1\}^n \rightarrow \{\pm 1\}$ . It is a rooted binary tree  $T_f$  where each edge is labeled  $-1$  or  $1$ , each non-leaf vertex is labeled with a variable, and each leaf vertex is labeled with a  $-1$  or  $1$ . The decision tree  $T_f$  computes  $f$  in the natural way: any assignment to the variables determines a unique path from the root to a leaf, and the label of the leaf at the end of the path is the value of the function applied to the assignment.

Now, with any decision tree  $T_f$  for an objective function  $f$ , we associate a boolean network  $N_{T_f}$ . Given a mutation parameter  $\epsilon \in (0, \frac{1}{2})$ , the decision tree is first preprocessed as follows. At each non-leaf node  $v$  of the decision tree, we associate a real number  $s(v) \in [0, 1]$  and a bit  $b(v) \in \{\pm 1\}$ . For a leaf node  $v$ ,  $s(v)$  is defined to be equal to 1 if the leaf label is 1 and 0 otherwise. For a non-leaf node  $v$  with its two child nodes  $v_1$  and  $v_2$ ,  $b(v)$  is equal to the label of the edge leading to the child  $\arg \max_{w \in \{v_1, v_2\}} s(w)$ , and  $s(v)$  is equal to  $(1 - \epsilon) \max(s(v_1), s(v_2)) + \epsilon \min(s(v_1), s(v_2))$ . That is, we define  $s(v)$  and  $b(v)$  iteratively from the leaf nodes up to the root. Now, the boolean network  $N_{T_f} = (x, u_1, \dots, u_n)$  is defined by setting each update function  $u_i$  to output the value  $b(v)$ , where  $v$  is the first node in  $T_f$  labeled  $x_i$  obtained by following edges of the decision tree down from the root. (If  $x_i$  is not reached, then  $u_i$  can be arbitrary.) The degree of the network constructed thus is at most  $n$ . It is clear that if  $T_f$  is a *layered decision tree*, i.e. nodes at the same distance from the root have the same label, then the network  $N_{T_f}$  is acyclic. Figure 2 illustrates the construction of the network  $N_{T_f}$  from the decision tree  $T_f$  for the objective function  $f(x_1, x_2, x_3) = (x_1 \wedge x_2) \vee (\overline{x_2} \wedge x_3)$ .

**Theorem 3.4** *For a given objective function  $f : \{\pm 1\}^n \rightarrow \{\pm 1\}$  and  $\epsilon \in (0, \frac{1}{2})$ , the acyclic boolean network that is optimally  $\epsilon$ -robust with respect to  $f$  is a network  $N_{T_f}$  for some layered decision tree  $T_f$  for  $f$ .*

**Proof:** Fix a total order among the variables  $x_1, \dots, x_n$ . We show that if  $T_f$  is a layered decision tree for  $f$  reading the variables in the selected order, then  $N_{T_f}$  is the optimally  $\epsilon$ -robust network with respect to  $f$  among those acyclic networks  $N$  for which the DAG  $G_n$  is consistent with the selected ordering. To see this, use induction on  $n$ . If  $n = 1$ , simply outputting the bit which satisfies  $f$  is optimally robust. For  $n > 1$ , consider the first node in the total order. In the optimally  $\epsilon$ -robust network, it must be that after the first node has set its state, the remaining network on  $n - 1$  nodes must also be optimally  $\epsilon$ -robust with respect to the function on  $n - 1$  bits induced after setting the first node. So, the first node must set its state to the

bit such that the network on  $n - 1$  bits with the higher survival probability is chosen. But this is exactly how the network  $N_{T_f}$  is constructed. ■

Therefore, the time needed to construct the optimally robust acyclic network with respect to a given objective function  $f$  is at most  $n! \cdot O(2^n) \leq 2^{O(n \log n)}$ , which is quasipolynomial in  $2^n$ , the description length of an arbitrary boolean function. For an objective function that is guaranteed to have small description length, one could hope for a much faster algorithm. Our only result in this direction is the following for *symmetric functions*; a function  $f : \{\pm 1\}^n \rightarrow \{\pm 1\}$  is said to be symmetric if for any permutation  $\pi$  on  $[n]$ ,  $f(x_1, \dots, x_n) = f(x_{\pi(1)}, \dots, x_{\pi(n)})$ .

**Theorem 3.5** *The optimally robust acyclic network for a symmetric function can be constructed in  $O(n^2)$  time.*

The key idea for the proof is to specialize the decision tree algorithm for symmetric functions so as to reduce the number of queries.

Notice that our construction of the network  $N_{T_f}$  from the decision tree  $T_f$  did not depend on the fact that  $T_f$  was layered. We term the networks arising from decision trees as *pseudo-acyclic* boolean networks. One can easily check that any pseudo-acyclic boolean network is feed-forward. In fact, we conjecture that any feed-forward network is also pseudo-acyclic, and so, in some sense, pseudo-acyclic networks lie on the border between acyclic networks and general boolean networks for which all mutations reach fixed points (but perhaps starting only from certain initial configurations). The optimally robust pseudo-acyclic boolean network with respect to a given objective function can be found by enumerating over all decision trees  $T_f$  of a function and maximizing over the survival probabilities of  $N_{T_f}$ . The correctness argument is similar to that of Theorem 3.4. Most of our results in the following subsections can be translated to the pseudo-acyclic setting.

### 3.2.3 Robustly Expressible Polynomial Threshold Functions

In this section, we show connections between robust expressibility by acyclic networks and *polynomial threshold functions*. A function  $f : \{\pm 1\}^n \rightarrow \{\pm 1\}$  is said to be a polynomial threshold function of degree  $d$  iff  $f$  can be written as  $\text{sgn}(p(x_1, \dots, x_n))$  where  $p : \{\pm 1\}^n \rightarrow \mathbb{R}$  is a polynomial<sup>3</sup> with real-valued coefficients of degree at most  $d$  and where  $\text{sgn} : \mathbb{R} \rightarrow \{\pm 1\}$  is the sign function which takes any negative input to  $-1$  and any non-negative input to  $+1$ . Polynomial threshold functions are well-studied objects in theoretical computer science, arising for instance in learning theory and circuit complexity. In particular, low-degree polynomial threshold functions have been shown to be easy to compute in several natural computational models.

The characterization in Lemma 3.3 immediately leads to the following implication for function families robustly expressible by acyclic networks.

**Theorem 3.6** *If  $f : \{\pm 1\}^n \rightarrow \{\pm 1\}$  is robustly expressible by an acyclic boolean network  $N$  of constant degree  $d$ , there is a function  $P : \{\pm 1\}^n \rightarrow \{\pm 1\}$  such that:*

- (i)  $P$  is computable by a polynomial threshold function of degree  $2d + 2$ ,
- (ii) at least  $1 - o(1)$  fraction of the solution set of  $P$  satisfies  $f$ , and
- (iii) the probability that an  $\epsilon$ -mutation of  $N$  expresses a configuration satisfying  $P$  is at least  $1 - o(1)$ .

**Proof:** Suppose  $f$  is  $\epsilon$ -robustly expressed by an acyclic network  $N$  of degree  $d$ . We use Lemma 3.3 to write  $f$  as  $g(x_{\pi(1)} \cdot \varphi_1(), x_{\pi(2)} \cdot \varphi_2(x_{\pi(1)}), \dots, x_{\pi(n)} \cdot \varphi_n(x_{\pi(1)}, x_{\pi(2)}, \dots, x_{\pi(n-1)}))$  where each  $\varphi_i$  is of constant arity  $d$  and  $g$  is such that  $\mu_\epsilon(g) \geq 1 - o(1)$ . For  $i \in [n]$ , set  $s_i = x_{\pi(i)} \cdot \varphi_i(x_{\pi(1)}, \dots, x_{\pi(i-1)})$ . As we showed in the proof of Lemma 3.3, there is a bijective correspondence between  $(x_1, \dots, x_n)$  and  $(s_1, \dots, s_n)$ .

<sup>3</sup>Because the inputs are  $\{\pm 1\}$ , we can assume the polynomial to be multilinear without loss of generality.

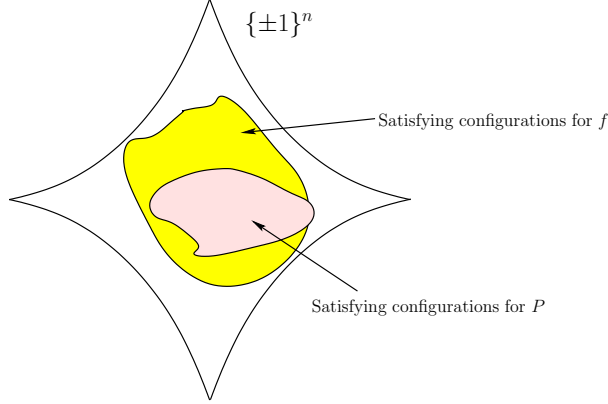


Figure 3: Mutations of a constant-degree Boolean network robustly satisfying  $f$  express configurations that, with high probability, lie in the solution set of  $P$ . The solution set of  $P$  is an efficiently learnable set, almost completely contained in the solution set of  $f$ .

Let  $R = \{(x_1, \dots, x_n) \in \{\pm 1\}^n : \sum_{i=1}^n s_i \in [(1 - 3\epsilon)n, (1 - \epsilon)n]\}$ . We will construct  $P$  so that its solution set is  $R$ . In a configuration expressed by  $\epsilon$ -mutation of  $N$ , each  $s_i$  is independently  $+1$  with probability  $1 - \epsilon$  and  $-1$  with probability  $\epsilon$ . Therefore, by standard Chernoff bounds, a configuration  $(x_1, \dots, x_n)$  expressed by an  $\epsilon$ -mutation of  $N$  satisfies the property that  $|\sum_i s_i - (1 - 2\epsilon)n| < \epsilon n$  with probability at least  $1 - o(1)$ , proving part (iii). Moreover, because  $\mu_\epsilon(g) \geq 1 - o(1)$ , it follows that  $\Pr_s[g(s_1, \dots, s_n) = 1] \geq 1 - o(1)$  where  $s = (s_1, \dots, s_n)$  is drawn uniformly from the set  $\{(s_1, \dots, s_n) \in \{\pm 1\}^n : (1 - 3\epsilon)n \leq \sum_i s_i \leq (1 - \epsilon)n\}$ , proving part (ii). Finally, for (i), observe that  $R$  is the solution set for

$$P(x_1, \dots, x_n) = \text{sgn} \left[ \left( \sum_i s_i - (1 - 3\epsilon)n \right) \left( (1 - \epsilon)n - \sum_i s_i \right) \right]$$

Expressing each  $\varphi_i$  as a multilinear polynomial of degree  $d$ , each  $s_i$  becomes a multilinear polynomial of degree  $d + 1$ . Therefore,  $P$  is the sign of a  $(2d + 2)$ -degree polynomial, proving our theorem.  $\blacksquare$

As stated below in Corollary 3.7, Theorem 3.6 implies that a degree bound on an acyclic boolean network means that it can only robustly express those functions which contain a “simple” subset. In other words, no matter how complicated the objective function  $f$  is, a low-degree acyclic network robustly expressing  $f$  maintains assignments that solve a “simpler” subfunction of  $f$ . The biological implication is that if there is a population of organisms trying to satisfy the same environmental constraint, then the phenotypes displayed in the population can be efficiently described. This conclusion goes against the commonly held belief that phenotypes occurring in biology are varied in a very complicated fashion.

To state the corollary precisely, we use the notion of *PAC* (*probably approximately correct*) learnability, the most commonly used theoretical framework in machine learning. Essentially, a function is said to be PAC-learnable if there is an efficient algorithm that can use random example evaluations of the function with respect to some probability distribution to learn the function with high probability on a large fraction of the domain; see [KV94], for instance, for more details.

**Corollary 3.7** *For a function  $f : \{\pm 1\}^n \rightarrow \{\pm 1\}$  and  $\epsilon \in (0, \frac{1}{2})$ , if the solution set of  $f$  does not contain a set  $S$  of size at least<sup>4</sup>  $2^{H(\epsilon)n}$ , that is PAC-learnable in polynomial time with respect to the uniform distribution, then there is no acyclic constant-degree boolean network that  $\epsilon$ -robustly expresses  $f$ .*

<sup>4</sup> $H(\cdot)$  is the binary entropy function: for  $p \in (0, 1)$ ,  $H(p) = -p \log_2 p - (1 - p) \log_2 (1 - p)$ .

**Proof:** Suppose otherwise. Let  $R$  be the solution set of the function  $P$  guaranteed by Theorem 3.6, and let  $S = R \cap \{x = (x_1, \dots, x_n) : f(x) = 1\}$ . By the proof of Theorem 3.6, the size of  $S$  is at least  $(1 - o(1)) \sum_{w=(1-3\epsilon)n}^{(1-\epsilon)n} \#\{x \in \{\pm 1\}^n : \sum_i x_i = w\} \geq 2^{(H(1.5\epsilon) - o(1))n}$  by Chernoff bounds. Moreover,  $S$  can be  $(1 - o(1))$ -approximated with respect to the uniform distribution by a constant-degree polynomial threshold function, which can be PAC-learned from random examples in polynomial time [KS04, KOS04]. ■

### 3.2.4 Dependence of Robustness on the Network Degree

In the next two sections, we show results in different directions that illustrate how larger degree networks can robustly express more objective functions.

#### Advantage of Networks over Static Assignments

The class of objective functions shown in Appendix A to be robustly expressible provide examples of cases in which acyclic networks are strictly stronger than static assignments (degree-0 networks) in the sense that they are able to robustly express functions which are out of reach for static assignments.

**Corollary 3.8** *For any constant  $\epsilon \in (0, 1/2)$ , there is a family of functions  $f_n : \{\pm 1\}^n \rightarrow \{\pm 1\}$  such that it is  $(\epsilon, 1 - 2^{-\Omega(\sqrt{n})})$ -robustly expressible by a degree-2 boolean network but for which there does not exist a static assignment with survival probability  $2^{-o(\sqrt{n})}$ .*

**Proof:** For each  $n$ , consider  $g_n(x_1, \dots, x_n) = \text{sgn}(x_1x_2 + x_1x_3 + \dots + x_1x_n)$ .  $g_n$  satisfies the conditions of Theorem A.3 and hence is robustly expressible by a degree-2 boolean network. On the other hand, for any static assignment,  $x_1$  could be assigned to the complement of  $\text{sgn}(x_2 + \dots + x_n)$  with constant probability  $\epsilon$ , so that an  $\epsilon$ -mutation of the assignment would not satisfy  $g_n$  with probability  $1 - \epsilon$ .

Now let

$$\begin{aligned} f_n(x_1, \dots, x_n) = & \text{sgn}(-(1 - 4\epsilon)\sqrt{n} + g_{\sqrt{n}}(x_1, \dots, x_{\sqrt{n}}) \\ & + g_{\sqrt{n}}(x_{\sqrt{n}+1}, \dots, x_{2\sqrt{n}}) \\ & \dots \\ & + g_{\sqrt{n}}(x_{n-\sqrt{n}+1}, \dots, x_n) ) \end{aligned}$$

A Boolean network robustly expressing  $f_n$  is simply the disjoint union of the  $\sqrt{n}$  Boolean networks expressing each of the  $g_{\sqrt{n}}$ 's. The probability that an  $\epsilon$ -mutation of the network expressing  $f_n$  is  $1 - 2^{-\Omega(\sqrt{n})}$ , by the Chernoff bound. For a static assignment, we argued above that a static assignment can express  $g_{\sqrt{n}}$  with probability at most  $1 - \epsilon$ ; hence, the expected value of  $g_{\sqrt{n}}$  with respect to  $\epsilon$ -mutations is  $1 - 2\epsilon$ . Again, by the Chernoff bound, the survival probability of a static assignment for  $f_n$  is then at most  $2^{-\Omega(\sqrt{n})}$ . ■

In the case where we don't care about the degree we can even show exponentially small survival probability for a static assignment on some functions which are robustly expressible by acyclic networks. (See Appendix B.)

#### Most Functions need Full Degree Networks

We show in this section that random functions can not be robustly expressed by (pseudo) acyclic networks of bounded degree. We give proofs and interesting evidence that unbounded degree acyclic networks lie very close to the boundary of expression power needed to express the vast majority of functions. For  $\rho \in (0, 1)$  and  $n$  a positive integer, let  $\mathcal{F}_{n,\rho}$  denote the distribution on functions mapping  $\{\pm 1\}^n$  to  $\{\pm 1\}$ , induced by letting each entry of the truth table of the function be 1 with probability  $\rho$  and  $-1$  with probability  $1 - \rho$ .

**Theorem 3.9** For constants  $\epsilon \in (0, \frac{1}{2})$  and  $\rho \in (0, 1)$ , with probability at least  $1 - o(1)$ , there is no network  $N$  of degree  $o(n)$  that  $\epsilon$ -robustly expresses a function chosen uniformly at random from  $\mathcal{F}_{n,\rho}$ .

**Proof:** Fix a network  $N$  with maximum degree  $d$ . If a boolean function  $f$  is  $\epsilon$ -robustly expressed by  $N$ , then by Corollary 3.7  $f$  must be satisfied on a set of size at least<sup>5</sup>  $2^{H(\epsilon)n}$ . Therefore, the probability that a function uniformly chosen at random from  $\mathcal{F}_{n,\rho}$  is satisfied on this set is at most  $\rho^{2^{H(\epsilon)n}}$ . The total number of pseudoacyclic boolean networks of degree at most  $d$  is at most  $2^{2^d n} n^{O(n)}$ . Therefore, applying the union bound:

$$\Pr_{f \in \mathcal{F}_{n,\rho}} [\exists N \text{ of degree } d \text{ } \epsilon\text{-robustly expressing } f] \leq \rho^{2^{H(\epsilon)n}} 2^{2^d n} n^{O(n)} \leq o(1)$$

if  $d = o(n)$ . ■

While the last theorem showed that acyclic networks with slightly less than full degree are not able to robustly express most functions the next theorem shows that without this small restriction acyclic networks can be found on the boundary of being capable to robustly express random functions with fixed density  $\rho$ . The next theorem shows a tradeoff between the density parameter  $\rho$  which determines how high the percentage of viable configurations is in expectation, the mutation parameter  $\epsilon$  and the survival probability  $\delta$ .

**Theorem 3.10** For any  $\rho \in (0, 1)$  and  $\epsilon \in (0, \frac{1}{2})$ , if a function  $f$  is chosen uniformly at random from  $\mathcal{F}_{n,\rho}$ , then there is a boolean network  $N$  that, in expectation,  $(\epsilon, 1 - (1 - \rho)^{\log \frac{1}{\epsilon}})$ -robustly expresses  $f$ . In other words, for any survival probability  $\delta \in (0, 1)$ , there is a mutation parameter  $\epsilon \in (0, 1)$  such that a boolean network  $N$   $(\epsilon, \delta)$ -robustly expresses  $f$  in expectation.

The idea of the proof for Theorem 3.10 is to use our procedure for constructing optimally robust acyclic networks from decision trees as described in Section 3.2.2 and then to lower-bound the success probability of the resulting network. We do not have a proof that the lower-bound is tight, and so, it might even be possible that a random function from  $\mathcal{F}_{n,\rho}$  is expected to be robustly expressible by an acyclic network.

In spite of the power of acyclic networks as demonstrated above, there are still some important classes of objective functions that are not robustly expressible by them. The next theorem gives some examples:

**Theorem 3.11**

- If a function  $f : \{\pm 1\}^n \rightarrow \{\pm 1\}$  is a  $k$ -junta for constant  $k$ , i.e.  $f$  depends only on at most  $k$  variables, then the optimally robust acyclic network with respect to  $f$  has constant success probability. For example, dictator functions ( $f(x_1, \dots, x_n) = x_i$  for some  $i \in [n]$ ) are not robustly expressible by acyclic networks.
- Suppose  $f : \{\pm 1\}^n \rightarrow \{\pm 1\}$  is a symmetric function; then there exists a function  $g : [0, n] \rightarrow \{\pm 1\}$  such that  $f(x_1, \dots, x_n) = g(\sum_i \frac{1+x_i}{2})$  for all  $x \in \{\pm 1\}^n$ . If  $g$  has the property that for any constant sized interval  $I \subset [0, n]$ , there exists  $s \in I$  such that  $g(s) = 0$ , then the optimally robust acyclic network with respect to  $f$  has constant success probability. For example, parities ( $f(x_1, \dots, x_n) = \prod_{i=1}^n x_i$ ) are not robustly expressible by acyclic networks.

### 3.3 Cyclic Networks

In this section we show that using the full power of cyclic networks gives significantly more robust functions. As a main result we give a construction of networks always converging to fixpoints which have  $o(\frac{n}{\log n})$  variables nearly fixed in dependence on all other variables. This allows to robustly express dictator functions, many symmetric functions,  $o(\frac{n}{\log n})$ -juntas all functions shown (i.e. in theorem 3.11) to be way beyond the reach of acyclic networks. This shows that the dynamic behavior of acyclic networks can be used to stabilize the potential disruptions of highly critical parts of a regulatory network by random mutations while still allowing evolution and changes in other parts.

<sup>5</sup> $H(\cdot)$  is the binary entropy function: for  $p \in (0, 1)$ ,  $H(p) = -p \log_2 p - (1 - p) \log_2 (1 - p)$ .

**Theorem 3.12** *There is a cyclic network  $N = (x, u)$  on  $2T$  variables and a start configuration  $y$  with the property that with probability  $1 - c_\epsilon^{-T}$  an  $\epsilon$ -mutation  $N'$  starting from the configuration  $y$  converges to the fixpoint  $\text{Fix}(N', y)$  in at most 3 steps and the value of a specified variable  $x_1$  in the fixpoint is 1. The value for  $c_\epsilon$  depends on the mutation rate  $\epsilon \in (0, \frac{1}{2})$  and is at least  $e^{\frac{(1-2\epsilon)^2}{1-\epsilon}} > 1$ .*

**Proof:** We explicitly describe the network. The network consists of the variable  $x_1$  and a set  $I$  of  $|I| = 2T - 1$  indicator variables which are supposed to detect when the variable  $x_1$  was affected by a mutation. Their update function gets  $-1$  when  $x_1 = -1$  or when the majority of the indicator variables is  $-1$ . The value of the update function  $u_1$  for the variable  $x_1$  is the value of the majority of the indicator variables. The start configuration  $y$  for the network is the all one vector.

For the analysis of this network we want to prove that for any network  $N' = (x, v)$  which differs from  $N$  by less than  $T$  mutations a fixpoint  $x'(\infty) = \text{Fix}(N', y)$  with  $x'(\infty)_1 = 1$  is reached. For this we see that the network starts at  $t = 0$  with the all zero configuration  $x'(1) = y = 1$  and that at the next time  $t = 2$  exactly all variables whose update function got mutated turn into  $-1$ . In the case where  $u_1$  was not mutated  $x_1$  is still 1 and this is the fixpoint reached by the network. To see this observe that less than  $T$  vote switches are not enough to switch the majority vote of the indicator variables. This leaves us with the case that  $u'_1 = -u_1$  in which the value of  $x_1$  at time  $t = 2$  is 1. For  $t = 3$  this results in all unmutated indicator variables getting 1. Since the unmutated indicator variables form a majority they stay  $-1$  for all  $t \geq 3$ . This makes the value of the variable  $x_1$  at any time  $t > 4$  to be  $x'_1(4) = u'_1(x'_3) = -u_1(x'_3) = -(-1) = 1$ . Thus at  $t = 4$  for the desired fixpoint is reached.

Since all mutations occur independently with probability  $\epsilon$  the probability that an  $\epsilon$ -mutation  $N'$  differs from the network  $N$  in less than  $T$  mutations is exactly  $\sum_{k=0}^{T-1} \binom{2T}{k} (1-\epsilon)^k \epsilon^{2T-k}$ . By standard Chernoff-bound this is at least  $1 - e^{-\frac{2((1-\epsilon)2T-T)^2}{(1-\epsilon)2T}} = 1 - c_\epsilon$  with  $c_\epsilon = e^{\frac{(1-2\epsilon)^2}{1-\epsilon}}$ . ■

Instead of just fixing one variable we can apply the above theorem multiple times and show that any objective function which can be satisfied by fixing the values of a few variables can be robustly expressed by a cyclic network.

**Theorem 3.13** *Any boolean function which can be satisfied by fixing the values of  $o(\frac{n}{\log n})$  variables is robustly expressible by a cyclic network.*

**Proof:** By assumption there are  $s = o(\frac{n}{\log n})$  variables and a partial assignment  $y$  assigning each of these variables a value such that every configuration which agrees with  $y$  on these variables is viable. For each of the  $s$  variables we use a network with  $2T = \frac{n}{s} = \omega(\log n)$  variables as described in Theorem 3.12 to fix its value to the one given by  $y$ . This results in a network  $N$  of size  $n$ . With probability  $(1 - c_\epsilon^{-T})^s > 1 - nc_\epsilon^{-\omega(\log n)} = 1 - o(1)$  an  $\epsilon$ -mutation  $N'$  will have less than  $T$  mutations in each subnetwork and converge to a viable fixpoint. ■

Our next theorem substantially extends the range of robustly expressible objective functions. It shows that it is possible to even robustly express any functions for which any assignment can be made satisfying by changing only a few variables. This is much stronger than the last theorem since it allows us to choose our values according to all other variables instead of fixing the values beforehand.

**Theorem 3.14** *Let  $f$  be a boolean function  $f$  on the variable set  $X = \{x_1, \dots, x_n\}$  and  $S = \{x_{i_1}, \dots, x_{i_{|S|}}\} \subset X$  be a subset of variables of size  $s = |S| = o(\frac{n}{\log n})$ . If for any partial assignment  $x_{X \setminus S} = y$  of values to variables in  $X \setminus S$  there is an assignment  $x_{S, y}$  to all variables in  $S$  which completes the partial assignment to a viable configuration, then  $f$  is robustly expressible.*

**Proof:** We directly construct the network expressing  $f$ . We always choose the all-one-configuration as the start configuration. We divide the variables in  $X \setminus S$  in  $s + 1$  blocks  $S_0, \dots, S_s$  of size  $t = \frac{n - |S|}{|S| + 1} = \omega(\log n)$ . For each  $j = 1, \dots, s$  the block  $S_j$  is assigned to the variable  $x_{i_j}$ , while the variables in  $S_0$  are sync variables. Figure 4 illustrates the partitioning of the nodes.



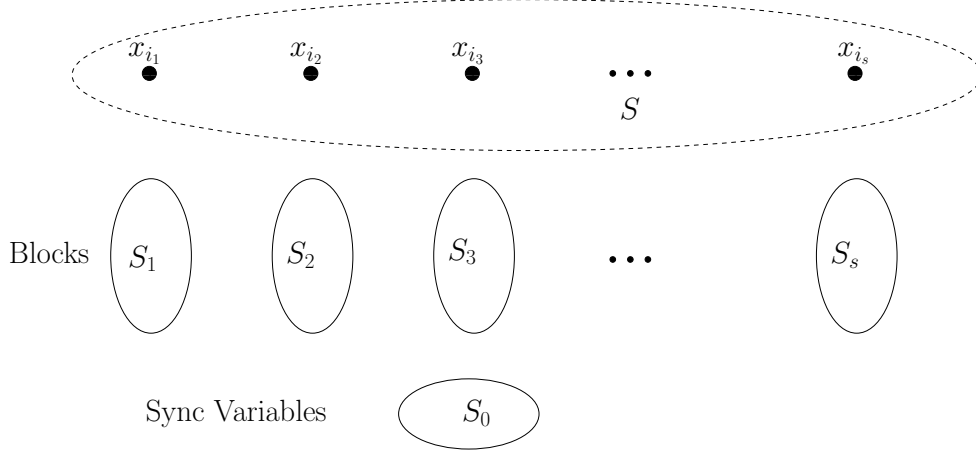


Figure 4: Shows the partitioning of the nodes in the network in the proof for Theorem 3.14.

The idea is that it is very unlikely that more than  $\frac{t}{3}$  mutations occur in any of the blocks of size  $t$ . Having this in mind we want to prove that any network  $N' \neq N$  which differs from  $N$  in less than  $\frac{t}{3}$  mutations in every block converges against a viable configuration.

The update function of every sync variable  $x \in S_0$  is 1 iff all variables in  $X$  are 1. For every  $j = 1, \dots, s$  the update function for the variable  $x_{i_j}$  is 1 if every variable in  $X$  is 1 and else outputs the value of its variable in the assignment  $x_{S, x_{X \setminus S}}$  times the value of the majority of variables in  $S_j$  (i.e. inverting it if the majority is  $-1$ ). Lastly for every  $j = 1, \dots, s$  the update function of variables in a block  $S_j$  are  $-1$  if (the variable  $x_{i_j}$  is  $-1$  and the majority of  $S_0$  is 1) or if the majority of  $S_j$  is  $-1$ .

This has the following effect: The all-one start configuration is stable in  $N$  giving a 1 in every unmutated variable for  $t = 2$  and a  $-1$  in every mutated variable. Since  $N \neq N'$  there is at least one variable  $-1$  for  $t = 2$  giving a value of  $-1$  for all unmutated variables in  $S_0$  for  $t = 3$ . Since the majority of variables in  $S_0$  is not mutated the majority of  $S_0$  is fixed to  $-1$  for  $t \geq 3$ . The majority of variables in any other block  $S_j$  is 1 for  $t = 1$  and thus also for  $t = 2$  since  $x_{i_j}(1) = 1$ . At  $t = 3$  the all unmutated variables in  $S_j$  update to the value of  $x_{i_j}(2)$  which we have already argued is  $-1$  iff this variable is mutated. Since the majority of  $S_0$  is  $-1$  for  $t \geq 3$  the update function for the unmutated variables in  $S_j$  reduced to being  $-1$  iff the majority of them is  $-1$ . This inductively preserves the value of  $x_{i_j}(2)$  for the majority of  $S_j$  for all  $t \geq 3$ . Taking all this together shows that all variables in  $X \setminus S$  are fixed for all  $t \geq 3$ . This gives fixed values for variables in  $S$  for  $t \geq 4$ . Thus we have a fixpoint and we can verify indeed that for all unmutated variables  $x_{i_j} \in S$  the majority of the corresponding block  $S_j$  is 1 and the value of  $x_{i_j}$  in the fixpoint is the value in  $x_{S, x_{X \setminus S}}$ . If the variable  $x_{i_j} \in S$  is mutated in  $N'$  the majority of the corresponding block  $S_j$  is  $-1$  and the value of  $x_{i_j}$  in the fixpoint is  $-1 \cdot -1 \cdot x_{S, x_{X \setminus S}} = x_{S, x_{X \setminus S}}$  as well. By assumption the resulting fixpoint is a viable configuration.

This shows that if at most  $\frac{t}{3}$  mutations occur in every of the  $s + 1$  blocks and at least one mutation occurs in total, the resulting network  $N'$  reaches a viable configuration as a fixpoint. The probability that an  $\epsilon$ -mutation of  $N$  does not fulfill this property is at most  $(1 - c_\epsilon^{-\frac{t}{3}})^s > 1 - nc_\epsilon^{-\omega(\log n)} = 1 - o(1)$ . ■

The last two theorems prove the power of cyclic networks. They can robustly express many functions which are out of reach for cyclic networks. To exemplify this we note that Theorem 3.12 and respectively Theorem 3.12 respectively allow us to fix values of one or  $k \prec \log n$  variables. This allows us immediately to robustly express the dictator and  $k$ -junta functions which were shown to be non robustly expressible by acyclic networks at the end of Section 3.2.4. Theorem 3.14 goes even further since it allows to fix variable values in hindsight. To demonstrate how big of an advantage this is, taking even  $s = 1$  suffices. Here

Theorem 3.14 allows us to pick a variable, look at the development of all other values first and then choose how to set our variable. This allows us e.g. to robustly express parity and other more complicated functions robustly, even so their outcome depends on all variables. In fact while sublinear degree acyclic networks can not express most (randomly chosen) functions from  $\mathcal{F}_{n,\rho}$  even if  $\rho$  is a constant (see Theorem 3.10), Theorem 3.14 implies that with very high probability, a uniformly selected function from  $\mathcal{F}_{n,\rho}$  is robustly expressible by cyclic networks even with an exponentially low  $\rho \geq 2^{-o(\frac{n}{\log n})}$ . This means that in nearly all environments – even with extremely sparse viable configurations – robust cyclic networks exist and work reliably.

## 4 Conclusion and Future Work

In the absence of networks, robustness can only be achieved if it is possible to set the gene expression levels such that nearly all direct changes on these levels are still viable. In different words, the static configuration of gene expression levels must be chosen such that a large fraction of the of the configuration’s Hamming neighborhood is viable. What we have shown in this paper is that using boolean networks, instead of just static configurations, allows us to shape this neighborhood induced by random mutations. A single mutation to the genotype can cause the phenotype configuration to change by a lot. The choice of the update functions in the boolean network defines now a differently shaped neighborhood of a phenotype configuration. Studying acyclic networks, we showed that the neighborhood induced by the update functions of an acyclic network is a bijective transformation of the usual neighborhood in terms of Hamming distance. This means that all the randomness or variability introduced by nature is preserved but guided in the direction of still viable options. This is done by reshaping the neighborhood in such a way that most configurations in it are viable. The greater the degree of the network, the more “complex” the bijection is allowed to be and thus the greater possibility of robustly expressing objective functions.

In contrast to this cyclic networks can make the volume of the phenotype neighborhood smaller. That is, cyclic networks can compress different mutations in genotypic space into the same change in phenotypic space. This property of cyclic networks makes them useful for fixing the value of nodes in the network - providing stability. Intuitively, the reason cyclic networks can compress volumes in phenotypic space is that feedback loops provide nodes in the network the power to detect whether they have been mutated. Using this feedback behavior of cyclic dynamics allows dramatically more powerful transformations and concentrating probability mass in a smaller volume of phenotypes helps to protect highly critical parts of an organism.

Even though our work should be mostly understood as a first attempt to formalize and better understand the nature of robustness, it nevertheless suggests nontrivial predictions for biological systems. Our results in Section 3.3 indicate that cyclic networks should be more prevalent in biological systems where robustness is more important than variability. For example, we expect parts of an organism which are responsible for highly critical functions and survival to be regulated by self-reinforcing feedback loops. The prevalence of cyclic networks should also occur in general for organisms in rough environments allowing only specialized and well adjusted organisms to survive. On the contrary, in parts of a biological system where evolvability is highly desired, our results in Section 3.2 indicate that there will be more use of acyclic and pseudo-acyclic networks. This is for example the case in systems which are friendly in the sense that they allow many viable phenotypes but are at the same time rapidly changing. In such a situation the high evolvability of acyclic and pseudo-acyclic networks maximizes the chance to adjust to changes by guiding the full randomness via the control over their geometry in the phenotypic space, while their bad robustness behavior does not harm the development.

Even though experimental research is still far away from determining the structure of large regulatory networks, it is conceivable that the understanding that has been developed for a number of concrete small biological systems will in the near future be available for a much larger class of regulatory networks. For the case that systematic experimental evaluation will be able to extract explicit objective functions one could check whether they are robustly expressible by our definition. Even more importantly, one could test the proposed model and its predictions by comparing the structure and robustness parameters of the networks our constructions gives (e.g. via the decision tree algorithm) with the actual networks occurring in nature.

Notwithstanding experimental validation, our work in this paper is significant because it gives a rigorous language to examine the robustness of the regulatory network. Even if different notions of mutation or different genotype-phenotype maps are used in other models of the regulatory network, the basic questions asked in this paper are still relevant and we suspect that for most reasonable setups, the answers will be similar. Furthermore, the very idea that a robust network could be designed and proved to be robust (with respect to a given mutation model and genotype-phenotype map) was, as far as we know, not made explicit in previous work and is an important conceptual contribution of our work. This new line of research leaves open several unresolved questions which we discuss next.

## Future Work

Beyond the results in this paper, we are interested in a better understanding of cyclic networks. How powerful are they in concentrating the results of mutations in a smaller volume of the phenotype space? Mathematically this question translates directly to the quest for upper bounds on the probability mass  $P(\text{Fix}(N_\epsilon, \alpha) \in S)$  that can be concentrated in an asymptotically small set  $S$ . We also would like to get more examples of classes of objective functions for which robust networks are efficiently constructible, like the acyclic networks for symmetric functions.

In future work it would also be interesting to analyze alternate mutation models, including ones where the boolean network can be changed more drastically than here. Is it still possible to obtain any robustness in such scenarios? Can similar results, gaps and tradeoffs between, robustness, network degree and structure be made?

Lastly we would like to advocate similar rigorous studies of other central ideas in biology. For example, it would be interesting to understand more precisely the ideas proposed in [Wag05] that robustness promotes evolvability. Can we develop a formal model where we show rigorously that robustness to one objective function helps a system find solutions to related objective functions?

## Acknowledgements

A.B. would like to thank Gerald J. Sussman for introducing him to the subject and for sparking an interest in formalizing biological concepts. He would also like to thank Madhu Sudan and Victor Chen for valuable early conversations on a related project. A substantial fraction of the work was completed while A.B. was at an internship at Sandia Laboratories, Livermore; he would like to thank Rob Armstrong and Jackson Mayo for constructive and illuminating discussions and constant encouragement. Finally, Manolis Kellis provided useful feedback during the latter stages of the work.

## References

- [ABKR07] Maximino Aldana, Enrique Balleza, Stuart Kauffman, and Osbaldo Resendiz. Robustness and evolvability in genetic regulatory networks. *Journal of Theoretical Biology*, 245:433–448, 2007.
- [AO03] R. Albert and H.G. Othmer. The topology of the regulatory interactions predicts the expression pattern of the segment polarity genes in *drosophila melanogaster*. *Journal of Theoretical Biology*, 233:1–18, 2003.
- [BB08] Stefan Braunevel and Stefan Bornholdt. Reliability of genetic networks is evolvable. *Physical Review E*, 77(6):060902, 2008.
- [CD99] J. M. Carlson and John Doyle. Highly optimized tolerance: A mechanism for power laws in designed systems. *Phys. Rev. E*, 60(2):1412–1427, Aug 1999.

- [CD00] J. M. Carlson and John Doyle. Highly optimized tolerance: Robustness and design in complex systems. *Phys. Rev. Lett.*, 84(11):2529–2532, Mar 2000.
- [CMW07] S Ciliberti, O C C. Martin, and A Wagner. Innovation and robustness in complex regulatory gene networks. *Proc Natl Acad Sci U S A*, August 2007.
- [DC00] John Doyle and J. M. Carlson. Power laws, highly optimized tolerance, and generalized source coding. *Phys. Rev. Lett.*, 84(24):5656–5659, Jun 2000.
- [DP08] Devdatt P. Dubhashi and Alessandro Panconesi. Concentration of measure for the analysis of randomised algorithms. Draft Monograph, 2008. <http://www.dsi.uniroma1.it/~ale/Papers/master.pdf>.
- [ESPLAB04] C. Espinosa-Soto, P. Padilla-Longoria, and E.R. Alvarez-Buylla. A gene regulatory network model for cell-fate determination during *arabidopsis thaliana* flower development that is robust and recovers gene expression profiles. *Plant Cell*, 16:2923–2939, 2004.
- [GdBLC03] T.S. Gardner, D. di Bernardo, D. Lorenz, and J.J. Collins. Inferring genetic networks and identifying compound mode of action via expression profiling. *Science*, 301:102–105, 2003.
- [GV82] Stephen Gould and E. Vrba. Exaptation – a missing term in the science of form. *Paleobiology*, 8:4–15, 1982.
- [HEBYI05] Sui Huang, Gabriel Eichler, Yaneer Bar-Yam, and Donald E. Ingber. Cell fates as high-dimensional attractor states of a complex gene regulatory network. *Physical Review Letters*, 94(12):128701, 2005.
- [HI00] S. Huang and D.E. Ingber. Shape-dependent control of cell growth, differentiation and apoptosis: switching between attractors in cell regulatory networks. *Experimental Cell Research*, 261:91–103, 2000.
- [HMC02] J. Hasty, D. McMillen, and J.J. Collins. Engineered gene circuits. *Nature*, 420:224–230, 2002.
- [Hor04] Gregory S Hornby. Functional scalability through generative representations: the evolution of table designs. *Environment and Planning B: Planning and Design*, 31(4):569–587, July 2004.
- [Kau69] Stuart A. Kauffman. Metabolic stability and epigenesis in randomly constructed genetic networks. *Journal of Theoretical Biology*, 22:437–467, 1969.
- [Kau93] Stuart A. Kauffman. *The Origins of Order: Self-Organization and Selection in Evolution*. Oxford University Press, 1993.
- [Kau95] Stuart A. Kauffman. *At Home in the Universe*. Oxford University Press, 1995.
- [KG06] Marc W. Kirschner and John C. Gerhart. *The Plausibility of Life: Resolving Darwin’s Dilemma*. Yale University Press, November 2006.
- [KOS04] Adam R. Klivans, Ryan O’Donnell, and Rocco A. Servedio. Learning intersections and thresholds of halfspaces. *Journal of Computer and System Sciences*, 68(4):808–840, 2004.
- [KS04] Adam R. Klivans and Rocco A. Servedio. Learning dnf in time  $2^{\tilde{O}(n^{1/3})}$ . *Journal of Computer and System Sciences*, 68(2):303–318, 2004.
- [KV94] M.J. Kearns and U.V. Vazirani. *An introduction to computational learning theory*. MIT Press Cambridge, MA, USA, 1994.
- [MAB00] L. Mendoza and E.R. Alvarez-Buylla. Genetic regulation of root hair development in *arabidopsis thaliana*: a network model. *Journal of Theoretical Biology*, 204:311–326, 2000.

- [MTH93] S.P. Meyn, R.L. Tweedie, and JL Hibey. *Markov chains and stochastic stability*. Springer New York, 1993.
- [RL98] S. Rutherford and S. Lindquist. Hsp90 as a capacitor for morphological evolution. *Nature*, 396:336–342, 1998.
- [RM07] Joseph Reisinger and Risto Miikkulainen. Acquiring evolvability through adaptive representations. In *GECCO '07: Proceedings of the 9th annual conference on Genetic and evolutionary computation*, pages 1045–1052, New York, NY, USA, 2007. ACM.
- [Sak93] Michael Saks. Slicing the hypercube. *London Mathematical Society Lecture Note Series*, 187:211–257, 1993.
- [SD07] Agnes Szejka and Barbara Drossel. Evolution of canalizing boolean networks. *The European Physical Journal B*, 56(4):373–380, 2007.
- [SR08] Volkan Sevim and Per A. Rikvold. Chaotic gene regulatory networks can be robust against mutations and noise. *Journal of Theoretical Biology*, 253(2):323–332, July 2008.
- [VHW<sup>+</sup>03] J. Arjan G. M. Visser, Joachim Hermisson, Gnter P. Wagner, Lauren Ancel Meyers, Homayoun Bagheri-Chaichian, Jeffrey L. Blanchard, Lin Chao, James M. Cheverud, Santiago F. Elena, Walter Fontana, Greg Gibson, Thomas F. Hansen, David Krakauer, Richard C. Lewontin, Charles Ofria, Sean H. Rice, George von Dassow, Andreas Wagner, and Michael C. Whitlock. Perspective: Evolution and detection of genetic robustness. *Evolution*, 57(9):1959–1972, 2003.
- [WA96] Gunter P. Wagner and Lee Altenberg. Complex adaptations and the evolution of evolvability. *Evolution*, 1996.
- [Wag05] Andreas Wagner. Robustness, evolvability, and neutrality. *FEBS Letters*, 579(8):1772–1778, 2005.

## A Classes of Robustly Expressible Functions

Although Lemma 3.3 provides a tight condition for robust expressibility, it is not very natural, in the sense that the condition cannot be verified easily unless the function is presented in a particular form. In this section, we derive some more natural conditions that guarantee robust expressibility.

We start with a useful definition.

**Definition A.1 (Sequential Cover)** *A bipartite graph  $G = (V_1, V_2, E)$  with  $|V_1| = m$  and  $|V_2| = n$  is sequentially coverable if there exists a sequence of vertices  $v_1, \dots, v_k \in V_2$  for some  $k \leq n$  such that the following two conditions hold:*

- (i) *Every vertex  $v \in V_1$  is a neighbor of some  $v_i$*
- (ii) *Let  $G_0 = G$ . For  $i \in [k]$ , inductively define  $G_i$  as the induced graph on  $G_{i-1} \setminus (\{v_i\} \cup \mathcal{N}(v_i))$ . Each  $v_i$  is a vertex of degree exactly 1 in  $G_{i-1}$ .*

*The sequence  $v_1, \dots, v_k$  is called a sequential cover of size  $k$  for  $G$ .*

A bipartite graph is thus sequentially coverable if the vertices of  $V_2$  can be ordered in such a way that at most one vertex of  $V_1$  is covered at a time. Note that  $m \leq n$  necessarily if the graph is sequentially coverable. Also, given a polynomial  $p : \mathbb{R}^n \rightarrow \mathbb{R}$ , let  $G_p$ , the *term-variable graph* of  $p$ , be the bipartite graph with vertices for every variable and for every term, and with an edge between a variable vertex and a term vertex iff the variable occurs in the term.

**Theorem A.2** *If a function  $f : \{\pm 1\}^n \rightarrow \{\pm 1\}$  has a sign-representation  $\text{sgn}(p(x_1, \dots, x_n))$ , such that  $p(x)$  is a degree- $d$  polynomial with constant coefficients and such that its term-variable bipartite graph,  $G_p$ , has a sequential cover of size  $\Omega(n)$ , then  $f$  is robustly expressible by a boolean network of degree  $d - 1$ .*

**Proof:** Let  $f$  be a function of the variables  $X = \{x_1, \dots, x_n\}$ . We construct a boolean net  $N$  that  $\epsilon$ -robustly expresses  $f$  for some constant positive  $\epsilon$ . Suppose that the term-variable graph  $G_p$  is sequentially covered by the sequence of variables  $x_{i_1}, \dots, x_{i_k} \in X$ , where each  $i_j$  is a distinct element of  $[n]$ . Let  $x_{i_{k+1}}, \dots, x_{i_n}$  denote the rest of the variables (in some arbitrary order). For  $j \in [k]$ , let  $T_j$  denote the unique term covered by the variable  $x_{i_j}$ . Observe that for  $j \in [k]$ ,  $T_j$  can only contain the variables  $\{x_{i_\ell}\}_{\ell \geq j}$  and always contains  $x_{i_j}$ . In the boolean network  $N$ , let the update function for the node associated with  $x_{i_j}$  be  $u_{i_j} = \text{sgn}(T_j/x_{i_j})$  for  $j \in [k]$  and let  $u_{i_j}$  be an arbitrary element of  $\{\pm 1\}$  for  $j \in \{k+1, \dots, n\}$ . It is clear that  $N$  is an acyclic boolean network.

We now show that  $f$  is  $\epsilon$ -robustly expressed by  $N$  for some  $\epsilon \in (0, \frac{1}{2})$ . Observe that with probability at least  $1 - 2^{-\Omega(n)}$ , at most  $2\epsilon n$  mutations occur. There are a total of  $\Omega(n)$  terms in  $p$ . The terms which correspond to mutated nodes are strictly negative, while those which are not are strictly positive, because of our choice of update functions. Since all the coefficients of  $p$  are constant, for a small enough constant  $\epsilon$ , at most  $2\epsilon n$  mutations will not be enough to make  $p$  evaluate to a negative real. Hence,  $N$  expresses  $f$  with probability at least  $1 - 2^{-\Omega(n)}$ . ■

We will say that a sign-representation is *acyclic* if the term-variable graph contains no cycle. This allows us to present a more natural class of functions that are robustly expressible.

**Theorem A.3** *If a boolean function  $f : \{\pm 1\}^n \rightarrow \{\pm 1\}$  has an acyclic constant-degree sign-representation with constant coefficients and no degree-1 terms, then  $f$  is robustly expressible by an acyclic boolean network of constant degree.*

**Proof:** We show that  $f$  has a sign-representation whose term-variable graph has a sequential cover of size  $\Omega(n)$ , thus proving our claim using Theorem A.2. Let  $G$  be the term-variable bipartite graph for the given sign-representation for  $f$ . Since  $G$  is a forest by assumption, there must exist some (at least 2) degree-1 vertices. Furthermore, because there are no degree-1 monomials in the sign-representation, all the degree-1 vertices represent variables, not terms. We construct  $S$ , a sequential cover of  $G$ , as follows. Initially  $S$  is empty. Select some degree-1 vertex  $v$  in  $G$  and append it to  $S$ . Next, remove  $v$  from  $G$  and also all the vertices adjacent to  $v$ . Note that these adjacent vertices must represent terms. The modified graph is still a forest and must have some degree-1 vertices. Again, the degree-1 vertices must represent variables, not terms. Hence, we can repeat the process, appending a degree-1 vertex to  $S$ , remove it and its adjacent vertices from  $G$ , and so on. We stop when no vertices remain that represent terms.

It is clear that  $S$  is a sequential cover. We only need to show that  $S$  is of size  $\Omega(n)$ . This is so because each time a vertex is added to the sequential cover, we remove the unique term the associated variable is contained in, and this removal can make only a constant number of other vertices isolated (because each term is of constant degree). Hence, in order for all the variable vertices to either be in  $S$  or be isolated after the removal process, at least  $\Omega(n)$  vertices need to be in  $S$ . ■

## B Follow-up to Corollary 3.8

One can strengthen Corollary 3.8 so that the separation between the success probabilities of the optimal acyclic network and the optimal static assignment is  $1 - 2^{-\Omega(n)}$  (instead of  $1 - 2^{-\Omega(\sqrt{n})}$ ). The construction of the objective function in the following proof was suggested by Madhu Sudan.

**Corollary B.1** *There is a robustly expressible family of functions  $f_n : \{\pm 1\}^n \rightarrow \{\pm 1\}$  that cannot be robustly expressed by a static assignment. For any constant  $\epsilon > 0$  and for any static assignment of  $\{x_1, \dots, x_n\}$ , the*

probability that an  $\epsilon$ -mutation of the assignment satisfies  $f_n$  is at most  $2^{-\Omega(n)}$ , while there is a  $(\epsilon, 1 - 2^{-\Omega(n)})$ -robust acyclic network with respect to  $f_n$ .

**Proof:** For each  $n \geq 1$ , consider the function  $f_n : \{\pm 1\}^n \rightarrow \{\pm 1\}$  where  $f_n(x_1, \dots, x_n) = \text{sgn}(x_1 + x_1x_2 + x_1x_2x_3 + \dots + x_1x_2 \dots x_n - \frac{n}{4})$ . Noting that the term-variable graph of  $p(x) \stackrel{\text{def}}{=} x_1 + x_1x_2 + x_1x_2x_3 + \dots + x_1x_2 \dots x_n$  is sequentially covered by the sequence  $x_n, \dots, x_1$ , it follows by a probabilistic argument similar to the one in the proof of Theorem A.2, that the function  $f_n$  is  $\epsilon$ -robustly expressible for a small enough constant  $\epsilon$ .

On the other hand, we next show that  $f_n$  cannot be robustly expressed by any static assignment. Fix a static assignment for  $f_n$ , and consider an  $\epsilon$ -mutation of it. Then, each  $x_i$  is an independent random variable that acquires  $-1/1$  with probability  $1 - \epsilon$  and  $1/-1$  with probability  $\epsilon$ . For  $i \in \{1, \dots, n\}$ , let  $y_i = x_1x_2 \dots x_i$ . Now,  $p(x) = \sum_i y_i$ , and therefore,  $|\mathbb{E}[p(x)]| = \sum_i |\mathbb{E}[y_i]| \leq \sum_i (1 - 2\epsilon)^i \leq \frac{1 - 2\epsilon}{2\epsilon}$ , a constant. We need to bound the concentration around this mean. Note that the  $y_i$ 's are not independent; instead, their generation process is exactly captured by the well studied memoryless Markov process. (for an introduction to Markov processes and eigenvalues see [MTH93]) The Markov process on hand is characterized by  $\Pr[y_i = a_i | y_{i-1} = a_{i-1}]$  and is specified by a 2-by-2 stochastic matrix, either  $\begin{pmatrix} 1 - \epsilon & \epsilon \\ \epsilon & 1 - \epsilon \end{pmatrix}$  or  $\begin{pmatrix} \epsilon & 1 - \epsilon \\ 1 - \epsilon & \epsilon \end{pmatrix}$ . The eigenvalue gaps of these two matrices are  $2\epsilon$  and  $2(1 - \epsilon)$  respectively. By a concentration bound on the sum of elements generated by a Markov chain with eigenvalue gap  $\delta$ , given in Theorem 4.23 of [DP08], we have that  $\Pr[|\mathbb{E}[\sum_i y_i] - \sum_i y_i| > n/8] \leq 2^{-\Omega(\delta n)}$ . So, with probability at least  $1 - 2^{-\Omega(n)}$ ,  $\sum_i y_i < n/4$  and  $f_n$  is not satisfied. ■