

Fundamentals of the Backoff Process in 802.11: Back to Simplicity

Jeong-woo Cho and Yuming Jiang

Abstract—This paper discovers fundamental principles of the backoff process that governs the performance of IEEE 802.11. We first make a simplistic Palm interpretation of the Bianchi’s formula and on the basis of which, succinct equations describing the backoff distribution as a function of the collision probability γ are derived, which also correct a possible misunderstanding in the field.

The observation that the *entropy* of the backoff process in 802.11 increases with the number of nodes leads us to see through a Poissonian character inherent in 802.11. However, it is also found that the *collision* effect between nodes prevails over the *Poissonian aggregation* effect in spite of its tendency to increase with the number of nodes. Based on these findings, we formulate the principle about the inter-transmission probability that lays a foundation for the short-term fairness analysis.

Another principle discovered upon regular variation theory is that the backoff times have a truncated *Pareto-type* tail distribution with an exponent of $(\log \gamma)/\log m$ (m is the multiplicative factor). This reveals that the backoff process is heavy-tailed in the strict sense for $m^2\gamma > 1$, essentially due to collision.

Moreover, we identify *long-range dependence* in 802.11 through both of mathematical and empirical wavelet-based analyses and answer a riddle: the absence of long range dependence in aggregate total load. We also show that the inter-transmission probability undergoes a dramatic change at $\gamma_0 = 1/m^2$ and falls into two qualitatively distinct categories: either approximately Gaussian or Lévy α -stable distribution with $\alpha \in (1, 2)$ entailing infinite variances, *leaning* tendency, and *directional* unfairness.

Index Terms—Mean field theory, point process theory, Palm theory, regular variation theory.

I. INTRODUCTION

Since its introduction, the performance of IEEE 802.11 has attracted a lot of research attention and the center of the attention has been the *throughput* [8], [28], [33]. Recently, other critical performance aspects of 802.11 also burst onto the scene, which include *short-term fairness* [15], [32] and *delay* [49]. It goes without saying that there has been a phenomenal growth of Skype and IPTV users [18], [19] and it is reported in [29] that an ever-increasing percentage of these users connects to the Internet through wireless connections

This work was supported in part by “Centre for Quantifiable Quality of Service in Communication Systems, Centre of Excellence” appointed by The Research Council of Norway, and funded by The Research Council, NTNU and UNINETT. A part of this work was done when J. Cho was with EPFL, Switzerland. A preliminary abstract version of this work appeared at ACM SIGMETRICS Workshop on Mathematical Performance Modeling and Analysis (MAMA’09).

J. Cho and Y. Jiang are with the Centre for Quantifiable Quality of Service in Communication Systems, Norwegian University of Science and Technology (NTNU), NO-7491 Trondheim, Norway (email: {jeongwoo,jiang}@q2s.ntnu.no).

in US. Remarkably, it is found in [19] that *jitter* is more negatively correlated with Skype call duration than delay, i.e., Skype users tend to hang up their calls earlier with large jitters. This finding empirically testifies large jitter of access networks *annoys* Skype users, let alone QoS (quality of service). This quantified dissatisfaction of users provides a motivation for a thorough understanding of 802.11 delay and jitter performance.

For throughput analysis, Kumar et al., in the seminal paper [33], axiomized several remarkable observations based on a *fixed point equation* (FPE), advancing the state of the art to more systematic models and paving the way for more comprehensive understanding of 802.11. Above all, one of the key findings of [33], already adopted in the field [34], [41], [44], is that the full interference model¹, also called the single-cell model [33], in 802.11 networks leads to the *backoff synchrony property* [40] which implies the backoff process can be completely separated and analyzed through the FPE technique. Another observation in [33] was that if the collision probability γ is constant, one can derive the so-called Bianchi’s formula by appealing to renewal reward theorem [16], without the Markov chain analysis in [8]. Therefore, to avoid unnecessary complications, it is crucial that we discover the most general theory which dispenses avoidable assumptions and is still applicable to the performance analysis of 802.11.

Q1: “What is the most general theory suggesting the Bianchi’s formula?” (to be answered in Theorem 1)

An intriguing notion, called *short-term fairness*, has been introduced in some recent works [7], [15], [32], defining $P[z|\zeta]$ as the probability that other nodes transmit z packets while a tagged node is transmitting ζ packets. It can be easily seen that this notion pertains to a purely backoff-related argument also owing to the backoff synchrony property in the full interference model [33]. The two papers [7], [15], in the course of deriving equations for $P[z|\zeta]$, hypothesized the summation of the backoff values generated per packet, which we denote by Ω , to be *uniformly* and *exponentially* distributed, respectively. Specifically, although the two papers considered the same situation where only *two* wireless nodes contend for the medium, the former [7] claimed and *conjectured* through simulations that Ω is uniformly distributed because the initial backoff is *uniformly* distributed over the set $\{0, 1, \dots, 2b_0 - 1\}$ where $2b_0$ is the initial contention window, while the latter [15] *conjectured* based on their experiments that Ω is *exponentially*

¹In the full interference or single-cell model, every node interferes with the rest of the nodes, i.e., its corresponding interference graph is fully connected.

distributed in the sense that its coefficient of variation (CV) is one. This left room for possible misunderstandings about the backoff distribution:

Q2: “Which of the two works is incorrect?” (to be answered in Theorem 2)

In addition, the two works [7], [15] acquired the expression of $P[z|\zeta]$ valid only for the two node case, far from deepening our appreciation of short-term fairness. It is natural to ask the following pertinent questions:

Q3: “Can we develop an analytical model for short-term fairness?” (to be answered in Theorem 3)

Q4: “When does the short-term fairness undergo a dramatic change?” (to be answered in Theorem 6)

In proportion as people take a growing interest in the delay performance of 802.11, the number of fundamental questions that we face increases, mainly due to the lack of our penetration into it. In [1], although it is argued that the access delay in 802.11 closely follows a Poisson distribution, the simulation results seem to *disprove* the argument. In the simulation results, the similarity between the access delay distribution and the Poisson distribution appears to be rather *unclear* even if there is a large number of nodes. This raises an intriguing question:

Q5: “Is there a Poissonian property? If yes, what is the cause?” (to be answered in Theorem 3)

Another case in point is found in a recent work [44] that extends the access delay analysis in the seminal paper of Kwak et al. [34] and makes an attempt at analyzing higher order moments by applying the FPE technique. One interesting finding in [44] is that the access delay has a *wide-sense heavy-tailed* distribution [44, Theorem 1] which means that its moment generating function diverges (to infinity), i.e., $\int_0^\infty e^{tx} f(x) dx = \infty, \forall t > 0$, where $f(x)$ is the corresponding pdf (probability density function) [42]. One should be careful in interpreting this finding because the wide-sense heavy-tailedness does *not* imply strict sense heavy-tailedness, which roughly means the ccdf (complementary cumulative distribution function) is of Pareto-type [20] with an exponent over $(-2, 0)$. In fact, there are lots of distributions, namely, lognormal, Pareto, Cauchy and Weibull distributions, which belong to the class of wide-sense heavy-tailed distributions. Consequently, the discussion poses the following *challenge* which is undoubtedly a tantalizing question.

Q6: “What is the distribution type of the delay-related variables?” (to be answered in Theorems 4 & 5)

An astute reader might wonder how the *favorable* Poissonian property in Q5 can be associated with the *adverse* heavy-tailedness property in Q6, and which of the two is more dominant in the end. This profound question will also be dealt by Theorems 3 and 6.

Finally, it is, perhaps, surprising that long-range dependence of 802.11 has not been rigorously analyzed even for the single node case, not to mention the aggregate of many nodes. One contribution of this paper is that we prove in Theorem 4 that the individual arrival process (consisting of successful transmissions of one node) can be viewed as a renewal process with heavy-tailed inter-arrival times, which implies that the individual arrival process possesses long-range dependence by

appealing to [37].

However, for the superposition arrival process (consisting of successful transmission of all nodes), there is no clear answer. For example, Tickoo and Sikdar [48] conjectured the absence of long-range dependence of aggregate total load, which we call superposition arrival process. It is remarkable that the absence of long-range dependence has been also supported through empirical analysis such as wavelet-based method [3] by Veres and Boda [50] in the context of TCP flows in wired networks. Since there is an analogy between the backoff mechanisms in 802.11 and TCP (in wired networks), one might wonder if there is a fundamental reason that elucidates these observations.

Q7: “Does the aggregate transmission process possess long-range dependence? If yes, why is it seldom observed?” (to be answered in Section V)

The focus of this paper is on the backoff process in 802.11, since it plays the central role in quantifying the performance of 802.11 [33]. For example, to grasp the heart of the delay properties, the backoff value distribution in 802.11 DCF (distributed coordination function) mode can be used as a *surrogate* for the access delay [34]. As Bianchi mentioned in [8], for the case of RTS/CTS access scheme with low transmission rate (e.g., no more than 5Mbps), the access delay is roughly *proportional* to the backoff. As discussed above, the throughput performance and short-term fairness performance also depend on the backoff process and are particularly affected by the backoff synchrony property. Essentially, once the backoff distribution is obtained, various performance aspects can be analyzed.

This paper discovers fundamental principles of the backoff process and provides answers to the open questions highlighted above, which constitute the contributions of the paper. These results not only help us to get the complex details of the backoff process in 802.11 into perspective under one framework, but also remove the possible misunderstanding caused by the two recent works [7], [15] and throw light on the argument about a Poissonian character in the access delay [1] which could otherwise be easily misinterpreted. We stress that all the theorems in the paper are *closely linked* with each other, and believe they form a solid framework for analyzing the performance of 802.11.

The rest of the paper is organized as follows. In Section II, we provide a Palm interpretation of the Bianchi’s formula along with a survey of recent advances in mean field theory, with which the analysis of the backoff process at one node can be decoupled from other nodes, and this lays the foundation for the rest of the analysis. In Section III, we present the per-packet backoff principle in Theorem 2, based on which, the inter-transmission principle is derived in Theorem 3. In Section IV, we extend to asymptotic analysis and prove the existence of moments for per-packet backoff in Theorem 4 and the power-tail related principles in Theorems 5 & 6 which identify long-range dependence in 802.11. In Section V, we apply wavelet-based method to *ns-2* traces to strengthen our theoretical results on long-range dependence. Concluding remarks are given in Section VI.

II. BIANCHI'S FORMULA REVISITED

The backoff process in 802.11 is governed by a few rules if the duration of per-stage backoff is taken to be exponential: (i) every node in backoff stage k attempts transmission with probability p_k for every time-slot; (ii) if it succeeds, k changes to 0; (iii) otherwise, k changes to $(k+1) \bmod (K+1)$ where K is the index of the highest backoff stage. However, it is these simple rules which make the application of Markov chain models to the analysis of the backoff process difficult. Though Markov chain models have been widely used in describing complex systems in many scientific areas, it is well-known that they very often lead to excessive complications. For instance, the stationary distributions of the Markov chains used in [33], were acquired only through numerical calculations, in spite of the small number of backoff stages, i.e., 3 and 4. This is the essential reason why an approximation has been used in the literature.

A. Basic Operation of DCF Mode

Regarding the generation of the backoff values, a node following the randomized access procedure of 802.11 DCF generates a *backoff value* after receiving the Short Inter-Frame Space (SIFS) when it has a packet to send. This backoff value is *uniformly* distributed over $\{0, 1, \dots, 2b_0-1\}$ or $\{1, 2, \dots, 2b_0\}$ where $2b_0$ is the initial contention window. A node unfreezes (starts) its countdown procedure of the backoff if the medium is idle for the duration of a Distributed Inter-Frame Space (DIFS) and decrements the backoff by one per every time-slot. It freezes the countdown procedure as soon as the medium becomes busy. There exist $K+1$ backoff stages whose indices belong to the set $\{0, 1, \dots, K\}$ where we assume $K > 0$.

If two or more wireless nodes finish their countdowns at the same time-slot, there occurs a collision between RTS (ready to send) packets if the CSMA/CA (carrier sense multiple access with collision avoidance) is implemented, otherwise two data packets collide with each other. Note, however, that whether the CSMA/CA is implemented or not does not matter if we are concerned only with backoff time-slots. If there is a collision, each node suffering the collision multiplies its contention window by the multiplicative factor m . In other words, each node changes its backoff stage index k to $k+1$ and adopts a new contention window $b_{k+1} = m^{k+1}b_0$. If $k+1$ is greater than the index of the highest backoff stage number, K , the node steps into the initial backoff stage whose contention window is b_0 . In the *IEEE 802.11b standard*, $m = 2$, $K = 6$ (7 attempts per packet), and $b_0 = 16$ are used.

This work focuses on the performance of *single-cell* 802.11 networks in which all 802.11-compliant nodes are within such a distance of each other that a node can hear whatever the other nodes transmit. Since all nodes *simultaneously* freeze their backoff countdown during channel activity, the total time spent in backoff stages up to any time is the same for all nodes. Therefore, it is *sufficient* to analyze the backoff process in order to investigate the performance of single-cell networks. This technique has been adopted in many works including [6], [13], [33], [41].

B. Palm Interpretation of the Bianchi's Formula

In performance analysis of 802.11, the Bianchi's formula [8] is probably most well-known and many variants exist [8], [17], [28], [33], [38], [41]. Assuming that there are N nodes, the formula [8], [33], [41] can be written compactly in a more general *fixed point equation* (FPE) form:

$$\bar{p} = \frac{\sum_{k=0}^K \gamma^k}{\sum_{k=0}^K \frac{\gamma^k}{p_k}}, \quad (\text{FPE1})$$

$$\gamma = 1 - e^{-(N-1)\bar{p}} \quad (\text{FPE2})$$

where \bar{p} and γ respectively designate the average attempt rate and collision probability of every node at each time-slot. The average backoff duration at backoff stage k is denoted by $1/p_k$ and satisfies $0 < p_k < 1$. To avoid unnecessary mathematical complications, we make some assumptions which are commonly used in the literature [33], [41].

- If an attempt at backoff stage K is unsuccessful, the packet is assumed to be discarded so that it is enough to analyze only $K+1$ attempts per a packet [33]. If $\gamma^{K+1} \approx 0$, this assumption is valid.

It is, perhaps, surprising that whether the formula (FPE1) is valid or not has never been completely agreed upon despite the fact that the formula has been a *de facto* principal tool for the analysis. Exactly under which condition (FPE1) holds is recently being rediscovered with rigorous mathematical arguments [6], [13], which, sometimes called *mean field approximation*. Although the particle interaction model proposed in [6] overcomes some limitations and broadens applicability of the mean field model proposed by Bordenave et al. [13], both of them have found that, as the number of particles goes to infinity, i.e., $N \rightarrow \infty$, the state distribution of every node evolves according to a set of $K+1$ dimensional nonlinear ordinary *differential* equations under an appropriate scaling of time. Benaïm and Le Boudec [6] also observed that decoupling approximation represented by (FPE1) may *not* hold if the stationary point of the differential equations is not the unique globally attractor.

Remarkably, Bordenave et al. [13] have proven that the differential equations are globally stable if $K = \infty$ and $p_{k+1} = p_k/2$ with $p_0 < \ln 2$. However, the case for finite K remains to be proved since the techniques adopted in [13] cannot be reused. The need of a proof for finite K is stressed in [6, pp.833]. Furthermore, the Markovian frameworks in [6], [13] do not lend themselves to non-memoryless backoff distribution since the exponential backoff distribution plays a key role in achieving the compact form of the differential equations.

This is why, rather than take on the laborious task of establishing a new mean field theorem which might still depend on the type of the backoff distribution, we make the simplest assumption on γ .

- The collision probability γ is constant. This amounts in the mean field context [6], [13] to assuming that the differential equations are globally stable for any non-pathological backoff distributions, e.g., uniform and exponential.

This *decoupling assumption*, being made by most work in the literature including seminal works [8], [33], is essential in the sense that if γ as well as p_k and K are constant, the backoff process for each fresh packet at a node is **independent** from those at any nodes including the node itself.

We provide an illuminating insight into the Bianchi's formula (FPE1) based on Palm theory [5], [35]. Kumar et al. [33] observed that there is no need to go through the analysis of the Markov chain which Bianchi did in [8] as long as the collision probability γ is constant and obtained (FPE1) from the renewal reward theorem [16, pp.117] that requires both renewals (total backoff for each packet) and rewards (total attempts until success for each packet) to be i.i.d. random variables.

It is significant that, in contrast to the renewal arguments in [33], Palm theory can dispense with the independence conditions imposed on the total backoff and total attempts for each packet though it requires stationarity. Though Palm theory can be applied in several ways to show (FPE1), we can gain a penetrating insight by viewing the packet arrivals and transmission attempts as point processes. All proofs in this paper except the following one are given in Appendix.

Theorem 1 (Palm Interpretation)

Let N_A be a stationary point process consisting of the arrivals of fresh packets at time instants T_n . Suppose the collision probability γ is constant, whereas p_k and K may change at T_i for all i . Then the average attempt rate \bar{p} is given by

$$\bar{p} = \frac{\mathbf{E}_A^0 \left[\sum_{k=0}^K \gamma^k \right]}{\mathbf{E}_A^0 \left[\sum_{k=0}^K \frac{\gamma^k}{p_k} \right]}. \quad (1)$$

The distribution of backoff stages, which we denote by ϕ_k , $k \in \{0, \dots, K\}$, takes the following form

$$\phi_k = \mathbf{E}_A^0 \left[\frac{\gamma^k}{p_k} \right] \cdot \frac{1}{\mathbf{E}_A^0 \left[\sum_{k=0}^K \frac{\gamma^k}{p_k} \right]}. \quad (2)$$

where $\mathbf{E}_A^0[\cdot]$ denotes the Palm expectation conditioned on that N_A has a probability mass at $T_0 = 0$.

Proof: Let N_B be a stationary point process consisting of the attempt events. Denote by λ_A and λ_B the intensities of N_A and N_B . An appeal to the Palm intensity formula, which states that the intensity of a point process is the inverse of the average time between points [35], implies

$$\lambda_A = \frac{1}{\mathbf{E}_A^0 [T_1 - T_0]} = \frac{1}{\mathbf{E}_A^0 \left[\sum_{k=0}^K \frac{\gamma^k}{p_k} \right]}. \quad (3)$$

Let $N_B[t_1, t_2]$ denote the number of points of point process N_B in the time interval $[t_1, t_2]$. Then we have

$$\lambda_A(B) := \mathbf{E}_A^0 [N_B[T_0, T_1]] = \mathbf{E}_A^0 \left[\sum_{k=0}^K \gamma^k \right] \quad (4)$$

which is the average number of B points seen between two A points. By definition, we have $\bar{p} = \lambda_B$. Applying a corollary of

the *Neveu's exchange formula* [5], [35], i.e., $\lambda_B = \lambda_A(B) \cdot \lambda_A$, to (3) and (4) yields (1).

In the meantime, ϕ_k , $k \in \{0, \dots, K\}$, can be also computed from Palm theory since we have

$$\begin{aligned} \phi_k &:= \mathbf{P}[\text{the node is at stage } k] \\ &= \lambda_A \cdot \mathbf{E}_A^0 [\text{time spent in stage } k \text{ during } [T_0, T_1]] \end{aligned} \quad (5)$$

where the equality in (5) holds by the inversion formula of Ryll-Nardzewski and Slivnyak, which is baptized the *Palm inversion formula* [5], [35]. Plugging (3) and $\mathbf{E}_A^0[\text{time spent in stage } k \text{ during } [T_0, T_1]] = \mathbf{E}_A^0[\gamma^k/p_k]$ into (5) yields (2). ■

Remark 1 This Palm interpretation provides answers to **Q1** and dispenses unnecessary assumptions for the performance analysis of 802.11.

R1.1 Note that this theorem holds irrespective of the backoff duration at each backoff stage. Note also that the above Palm analysis remains unchanged whether the backoff distributions are discrete or continuous.

R1.2 This theorem also allows p_k and K for the current packet to depend on the previous history of the backoff process. If p_k and K are assumed to be constant as in 802.11, (1) and (2) reduces to (FPE1) and $\phi_k = \gamma^k / (p_k \sum_{k=0}^K \gamma^k / p_k)$, respectively. In practical terms, Palm theory allows the total backoff and total attempts of the current packet to depend on the past history of the backoff process as in adaptive backoff schemes [39].

R1.3 One deep implication arising from this result is that, even if γ is **not** constant, we can still use (3) as a reasonable approximation, provided that γ varies **slowly** enough such that each node feels almost constant collision probability during each round consisting of attempts pertaining to the same packet.

The expression of the collision probability (FPE2)² was first used in [33, Section IV] where it was shown that if the attempt probability of every node \bar{p} is inversely proportional to N , (FPE2) is implied by appealing to Poisson convergence theorem [46]. A similar expression was also used in [6], [13] under the intensity scaling which means that the attempt probability of every node is of the order of $1/N$. Note, however, that all the works [6], [13], [33] share the common assumption, i.e., $\bar{p} \sim 1/N$, which was proven in [33] for the case $K = \infty$ and large N . Even for other cases, (FPE2) is still valid if p_k is small enough, as it is the case in 802.11.

From now on, we assume in the analysis K , p_k and N are constant.

III. BACKOFF ANALYSIS

The backoff value distribution and the backoff stage distribution should not be confused in meaning. While the latter is the distribution of the backoff stage of a node, the former is the distribution of the backoff value generated for initiating the backoff countdown when the node has a packet to transmit. We assume that the backoff value distribution at backoff stage

²The analysis in this work remains unchanged as long as (FPE2) is increasing in the average attempt rate \bar{p} .

k has a pdf (probability density function) $f_k(\cdot)$ with mean $1/p_k$ and variance v^2/p_k^2 . Note that, in this general setting, v corresponds to the CV (coefficient of variation) that is decided according to the distribution type of $f_k(\cdot)$.

A. Backoff Distribution: Basic Equations

Let Ω and $f_\Omega(\cdot)$ respectively denote the sum of the backoff values generated for a packet, and its pdf. Also denote by $\bar{\Omega}$ its mean and σ_Ω^2 its variance. As was in [7], one might be susceptible to the conjecture that, if the collision probability is small enough, $f_\Omega(\cdot) \approx f_0(\cdot)$ holds and the mean and CV of Ω are approximated by $1/p_0$ and v , respectively. In contrast to this conjecture, [15] showed through extensive experiments that Ω is exponentially distributed. Which of the two works is right?

It should be clear that the sum of the backoff values generated for a packet Ω which we baptize in this paper *per-packet backoff* can be formally defined as follows:

$$\Omega := \sum_{k=0}^{\kappa} B_n^k \quad (6)$$

where B_n^k is a random variable denoting the backoff value generated at the k th backoff stage, for a packet of a tagged node n , and κ is also a random variable designating the highest backoff stage reached by the packet. It is our pleasure to prove in the following (Corollary 1) that **both** of the two works [7], [15] **are correct**.

Theorem 2 (Per-Packet Backoff Principle)

Let $f_k(\cdot)$ denote the pdf of the backoff values at backoff stage k with mean $1/p_k$ and variance v^2/p_k^2 . Then the per-packet backoff of every node, Ω , has the pdf

$$f_\Omega(b) = f^{*K}(b)\gamma^K + (1-\gamma) \sum_{k=0}^{K-1} f^{*k}(b)\gamma^k \quad (7)$$

where $f^{*k}(b) := (f_0 * \dots * f_k)(b)$ is the convolution of $k+1$ functions. Moreover, its mean and variance are given by

$$\bar{\Omega} = \sum_{k=0}^K \frac{\gamma^k}{p_k}, \quad (8)$$

$$\sigma_\Omega^2 = (1+v^2) \left(\sum_{k=0}^K \frac{\gamma^k}{p_k^2} \right) + 2 \left(\sum_{k=1}^K \frac{\gamma^k}{p_k} \sum_{i=0}^{k-1} \frac{1}{p_i} \right) - (\bar{\Omega})^2.$$

Corollary 1 (Per-Packet Backoff CV)

Under the assumption of Theorem 2, if $p_k = p_0/m^k$ for $k \in \{0, \dots, K\}$ and $m \geq 1$, $v_\Omega := \sigma_\Omega/\bar{\Omega}$ reduces to

$$\sqrt{\frac{\sum_{k=0}^K \left(\frac{m+1+v^2}{m-1} \right) (m^2\gamma)^k - \frac{2}{m-1} (m\gamma)^k}{\left(\sum_{k=0}^K (m\gamma)^k \right)^2} - 1}. \quad (9)$$

It is remarkable that the above theorem remains valid whether the backoff distributions are discrete or continuous.

Remark 2 We spare our breath about Theorem 2 for later sections, and briefly present only main points.

R2.1 An astute reader might realize that v_Ω as shown in (9) plays a key role when we apply central limit theorem in later sections to compare the random sums of i.i.d. random variables.

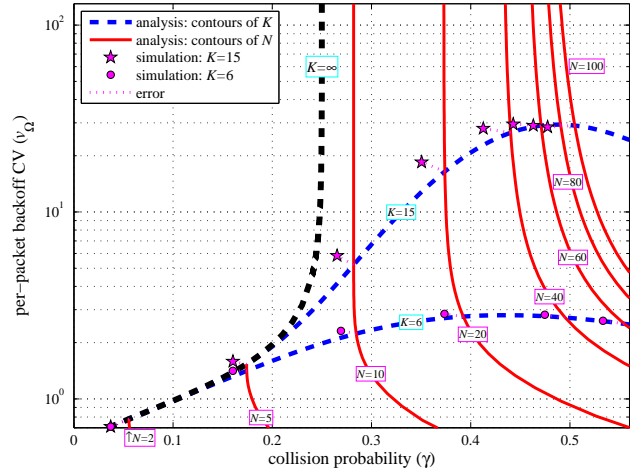


Fig. 1. Per-packet backoff CV v_Ω vs. collision probability γ for $K = 6, 15, \infty$; and $N = 2, \dots, 100$.

R2.2 The result puts forward an *alternative* viewpoint. We can view the backoff process *reflecting* the collision effect among nodes as if there is *no collision* at all and the per-packet backoff for every node has a distribution with mean $\bar{\Omega}$ and CV v_Ω (or equivalently variance σ_Ω^2).

R2.3 [Answer to Q2] Consider the case $N = 2$. It can be computed from (9) that Ω is approximately *uniformly* in 802.11b, and *exponentially* distributed in 802.11a/g in the sense that $v_\Omega \approx 0.7$ (though slightly larger than $1/\sqrt{3}$) and $v_\Omega \approx 1.0$, respectively, mainly due to different initial contention windows ($2b_0 = 32$ in 802.11b and $2b_0 = 16$ in 802.11a/g). Thus Ω in 802.11a/g can be deemed exponentially distributed for $N = 2$.

To verify the analysis, simulations have been conducted. In all simulations, we have used *ns-2* version 2.33 with its built-in 802.11 module and the parameter set of 802.11b, i.e., $m = 2$ and $b_0 = 16$ except that K is varied to observe the asymptotic property. All simulations use a 3000s warm-up period and all quantities are measured over the next 320,000s ($\approx 90h$).

Fig. 1 presents the per-packet CV v_Ω , computed from (9), (FPE1) and (FPE2), and compared with the simulation results. The figure shows a good match between them. In the figure, the intersecting points of contours of K and N at each level decide v_Ω and γ simultaneously. As is predicted by (9), v_Ω goes to ∞ as K goes to ∞ for $\gamma \geq 1/m^2 = 0.25$. It is remarkable that for a given $N \geq 9$ ($N \geq 5$ for 802.11a/g), v_Ω is extremely sensitive to K , forming a striking contrast with the insensitivity of γ to K for $K \geq 6$.

The discrepancy between analysis and simulation is mostly due to the *reduced contention effect*, which is a less-known subtlety of DCF behavior discovered by Bianchi et al. [9] and is proved to be a major factor of error by Sakurai and Vu [44].

B. Inter-Transmission Probability: Poissonian Insights

The notion of *short-term fairness* [7], [15], [32], defined as the distribution of successful transmissions of nodes for a *finite* time, has been getting the limelight due to its central role in quantifying the behavior of random access protocols over

short time scales and its close link to access delays. Denoting by $n \in \{1, \dots, N-1\}$ the indices of other nodes, we consider a tagged node whose index is N . For short-term fairness analysis, we consider the number of packets transmitted by $N-1$ other nodes *while* the tagged node is transmitting ζ packets. Define Z_n as the number of inter-transmissions of nodes $n \in \{1, \dots, N-1\}$ and let

$$Z = \sum_{n=1}^{N-1} Z_n.$$

Let $\mathbf{P}_N[Z = z|\zeta]$ denote the probability that $N-1$ nodes transmits z packets given the tagged node N transmits ζ packets at the risk of notational abuse. We call the conditional probability $\mathbf{P}_N[Z = z|\zeta]$ *inter-transmission probability*. Precisely speaking, it is defined as

$$\mathbf{P}_N \left[Z \stackrel{\leq}{\geq} z \middle| \zeta \right] := \mathbf{P} \left[\sum_{n=1}^{N-1} Z_n \stackrel{\leq}{\geq} z \middle| Z_N = \zeta \right]. \quad (10)$$

It should be clear that Z_n is a random variable depending on ζ because every node $n \neq N$ can transmit packets only for the duration of $\sum_{j=1}^{\zeta} \Omega_N(j)$ where $\Omega_N(j)$ denotes the per-packet backoff for the each j th packet of the tagged node N and are i.i.d. random variables that have a pdf of $f_{\Omega}(\cdot)$, i.e., $\Omega_N(j) \stackrel{d}{=} \Omega^3$. This implies that Z_n satisfies

$$\sum_{j=1}^{Z_n-1} \Omega_n(j) \leq \sum_{j=1}^{\zeta} \Omega_N(j) < \sum_{j=1}^{Z_n} \Omega_n(j) \quad (11)$$

where $\Omega_n(j)$ for $n \in \{1, \dots, N-1\}$ are also i.i.d. random variables such that $\Omega_n(j) \stackrel{d}{=} \Omega$.

Even with i.i.d. $\Omega_n(j)$, deriving an exact closed-form solution of (10) for an arbitrary number of nodes N necessitates the computation of the convolutions of uniform pdfs with *different* means given by (7). It is known that this computation yields more complicated expressions than expected [14].

We suggest a theoretical alternative, that is, viewing the backoff procedure of node n as a stationary simple *point process* $A^n(t)$ that counts the number of arrivals during the interval $(0, t]$ where the j th inter-arrival time of points, $T_j^n - T_{j-1}^n$, is given by the i.i.d. copies of the random variable Ω . Then the backoff procedure of other nodes can be regarded as a *superposition* of $N-1$ statistically identical point processes, i.e.,

$$A(t) := \sum_{n=1}^{N-1} A^n(t). \quad (12)$$

Consequently, the inter-transmission probability (10) takes the following form.

$$\begin{aligned} \mathbf{P}_N \left[Z \stackrel{\leq}{\geq} z \middle| \zeta \right] &= \mathbf{P} \left[A \left(\sum_{j=1}^{\zeta} \Omega_N(j) \right) \stackrel{\leq}{\geq} z \right] \\ &= \mathbf{P} \left[\sum_{n=1}^{N-1} A^n \left(\sum_{j=1}^{\zeta} \Omega_N(j) \right) \stackrel{\leq}{\geq} z \right]. \end{aligned} \quad (13)$$

Unfortunately, if one or more component processes are not Poisson, the superposition process $A(t)$ is not renewal, and even though the inter-arrival times of $A(t)$ are identically distributed, they are *not independent* [4]. This implies that analyzing (13) might be more challenging than analyzing (10).

³The notation $\stackrel{d}{=}$ denotes equality in distribution.

In the following, we present a novel way to tackle this analytical intractability caused by the dependence among the inter-arrival times of the superposition process representing the backoff procedure in 802.11. The key observation is that the *entropy* of the superposition point process $A(t)$ increases with $N-1$ implied by the following known result [22, Proposition 11.2.VI]. Note that, from now on, we assume that the backoff distributions are **continuous** because the following lemma is for continuous-time.

Lemma 1 (Poisson Limit for Superposition)

Let $A(t)$ denote the point process obtained by superposing N **independent** replicates of a simple stationary point process on \mathbb{R} (real line) with intensity λ and dilating the time scale by a factor N . Then as $N \rightarrow \infty$, $A(t)$ converges weakly to a Poisson process with the intensity λ .

This lemma says that as N goes to infinity, the superposition process converges to the point process with the maximum entropy [22, Proposition 11.2.VI]. Informally speaking, a point process is said to achieve the maximum entropy if *the uncertainty about the location of the next point is maximized* given the full history of the point process up to the present time [21, Chapter 7.6].

Note also that the time scaling condition of Lemma 1 holds by [34, Theorem 1] which states that the aggregate intensity $(N-1)/\bar{\Omega} = (N-1)\bar{p}/\sum_{k=0}^K \gamma^k$ approaches a constant. Then, appealing to Lemma 1, the following result is derived, which is the principle of the backoff process about the inter-transmission probability and characterizes the short-term fairness performance of 802.11.

Theorem 3 (Inter-Transmission Principle⁴)

Suppose $\zeta \gg 1$ and $N \gg 1$. The inter-transmission probability can be approximated as follows.

$$\mathbf{P}_N[Z = z|\zeta] \approx \int_{-\infty}^{\infty} \mathbf{Nm}(x) \cdot \mathbf{Ps} \left((N-1) \left(\zeta + \sqrt{\zeta} v_{\Omega} x \right), z \right) dx. \quad (14)$$

If $\zeta \gg 1$, $N = 2$ and $z \gg 1$,

$$\mathbf{P}_2[Z = z|\zeta] \approx \int_{(z-\Delta-\zeta)/(v_{\Omega}\sqrt{z-\Delta+\zeta})}^{(z+\Delta-\zeta)/(v_{\Omega}\sqrt{z+\Delta+\zeta})} \mathbf{Nm}(x) dx \quad (15)$$

where the CV v_{Ω} is given by (9), and

$$\mathbf{Nm}(x) := \frac{1}{\sqrt{2\pi}} e^{-\frac{x^2}{2}}, \quad \mathbf{Ps}(\lambda, z) := \frac{1}{z!} e^{-\lambda} \lambda^z.$$

The constant $\Delta = 0.5$ in (15) is a continuity correction.

Moreover, the mean, variance, and coefficient of varia-

⁴More precisely, (14) should be

$$\int_{-\sqrt{\zeta}/v_{\Omega}}^{\infty} \mathbf{Nm}(x) \cdot \mathbf{Ps}(\dots) dx \bigg/ \int_{-\sqrt{\zeta}/v_{\Omega}}^{\infty} \mathbf{Nm}(x) dx$$

because $\mathbf{Ps}(\lambda, z)$ is defined only for $\lambda > 0$. The same applies to (27).

tion of (14) are given by

$$\bar{Z} := \sum_{z=0}^{\infty} z \cdot \mathbf{P}_N[Z = z|\zeta] \approx (N-1)\zeta, \quad (16)$$

$$\sigma_Z^2 := \left(\sum_{z=0}^{\infty} z^2 \cdot \mathbf{P}_N[Z = z|\zeta] \right) - \bar{Z}^2 \approx (N-1)\zeta + (N-1)^2\zeta \cdot v_\Omega^2, \quad (17)$$

$$v_Z := \frac{\sigma_Z}{\bar{Z}} \approx \sqrt{\frac{1}{(N-1)\zeta} + \frac{v_\Omega^2}{\zeta}}. \quad (18)$$

Remark 3 The derived equations provide us several penetrating insights and answers to **Q3** as well.

R3.1 We can view the backoff system as the *interaction* of the tagged node and the aggregate of other $N-1$ nodes. Assuming that the effect of the tagged node is minimized by letting $v_\Omega = 0$ in (14), the main implication of Lemma 1 becomes clear; the transmission intensity of the aggregate is $(N-1)\zeta$ for any number of transmissions ζ of the tagged node. However, the effect of nonzero v_Ω infiltrates into the Poissonized aggregate as if the intensity of the Poisson point process is *random*.

R3.2 For the case when the intensity of a Poisson point process is a random measure on the time space, the process is called a **Cox process** or doubly stochastic Poisson process. It is interesting to note that the inter-transmission process in 802.11 can be viewed as if it is a Cox process on the line $(0, \zeta]$ with a random intensity λ , that is defined as the number of transmissions of the aggregate per a transmission of the tagged node and given by:

$$\lambda \stackrel{d}{=} \mathbf{N}(N-1, (N-1)^2 v_\Omega^2). \quad (19)$$

Here $\mathbf{N}(\mu, \sigma^2)$ denotes the Gaussian random variable with mean μ and variance σ^2 . Denoting by $\lambda(j)$ i.i.d. copies of random variable λ defined in (19), it can be shown by the basic properties of Gaussian random variables that the average intensity, defined as

$$\bar{\lambda}(\zeta) := \sum_{j=1}^{\zeta} \lambda(j)/\zeta \stackrel{d}{=} \mathbf{N}(N-1, (N-1)^2 v_\Omega^2 / \zeta), \quad (20)$$

converges to $N-1$ as $\zeta \rightarrow \infty$. This reconfirms that the long-term fairness is achieved, also as shown in (16).

R3.3 The way how the collision probability γ *disperses* the inter-transmissions can be seen in (19) and (20). The variance of Z described by (17) gives shape to the way of dispersion. In fact, (17) is simply the sum of the variance of the Poisson event on the line $(0, \zeta]$ with intensity $N-1$ and the variance of the Gaussian intensity $\zeta \cdot \bar{\lambda}(\zeta)$ where $\bar{\lambda}(\zeta)$ is given by (20). This additivity is one of the main properties satisfied by a Cox process [21, Proposition 6.2.II].

R3.4 The CV of Z (18) can be approximated by

$$v_Z \approx v_\Omega / \sqrt{\zeta}. \quad (21)$$

for large N . This particularly reveals that the *dominating factor* in deciding the short-term fairness in 802.11 is the CV of the per-packet backoff (v_Ω) and the number of transmissions of the tagged node (ζ). It should be remarked that as N increases, v_Z becomes more independent from the advantageous effect of N . Consequently, we can say that Z is approximately Gaussian for large N :

$$Z \stackrel{d}{\approx} \mathbf{N}((N-1)\zeta, (N-1)^2 \zeta v_\Omega^2). \quad (22)$$

R3.5 In the meantime, v_Z in (21) still depends on N through v_Ω that is a function of N . Since v_Ω increases rapidly with N , the short-term fairness in terms of v_Z becomes exacerbated as N increases. That is, (21) manifests that the *Poissonian benefit*, led to by the increased entropy of the aggregated processes, is counterbalanced by, and after all **dominated** by the *detrimental effect* of the collisions between nodes.

R3.6 [Answer to **Q5**] Lastly, one contradictory fact proven by this theorem is that 802.11 is *fair to the aggregate* and *unfair to each node*. That is, the number of packets transmitted by *each* node is Gaussian distributed with high variances, whereas the number of packets transmitted by the *aggregate* of other $N-1$ nodes has a Poisson distribution whose variances converge to zero with the number of nodes.

R3.7 We note that in a recent work [1], it is claimed that the aggregate access (or service) process can be approximated by a Poisson process. However, this approximation turns out to be rather rough from its simulation results [1]. We believe, this is partly because their analysis consider both frozen and unfrozen times (See Section II-A) and due to this the independence condition for Lemma 1 to hold for each individual process is not valid anymore. Consequently, the Poisson approximation of their considered aggregate process needs further justification.

IV. ASYMPTOTIC ANALYSIS

A stochastic process with infinite variance and self-similarity exhibits phenomena called *Noah effect* and *Joseph effect*, respectively, in Mandelbrot's terminology [47], [51]. Noah and Joseph effects refer to the biblical figures Noah, who experienced an extreme flood – exceptionally large values – and, Joseph, who experienced long periods of plenty and famine – self-similarity or strong positive dependence. In this section, we lift the veil to discover these two effects and to observe how they influence on the performance of the backoff process in 802.11, by focusing on the asymptotic regime where $K = \infty$, i.e., the number of backoff stages is infinity.

A. Moment Analysis

For the sake of convenience, as in 802.11, we assume that for all $k \geq 0$, $p_k = p_0/m^k$, $m > 1$, and $f_k(\cdot)$ is a uniform pdf with mean $1/p_k$. Before diving into the details of Noah effect, we need the following lemma reassuring us that the mean of Ω is always finite.

Lemma 2 (Mean Exists)

There exists a finite K_0 such that $\gamma < 1/m$ and γ is decreasing in K . This implies the followings:

- there exist K_0 such that $\gamma < 1/m$ for all $K \geq K_0$ including $K = \infty$,
- the mean $\mathbf{E}[\Omega]$ exists for all K including $K = \infty$.

From a different viewpoint, it can easily be seen from (2) that $\gamma < 1/m$ is the necessary and sufficient condition for $\phi_k > \phi_{k+1}$, i.e., the number of nodes in backoff stage k is larger than that in backoff stage $k+1$, for all $k \in \{0, \dots, K-1\}$. For $K = \infty$, this corresponds to the *tightness* condition of

ϕ_k , which prevents a node from escaping to *infinite* backoff stage [10].

We introduce the notion of a wide-sense heavy-tailed distribution borrowed from [42]. We call a pdf $f(x)$ *wide-sense heavy-tailed* if its moment generating function diverges, i.e.,

$$\int_0^{\infty} e^{tx} f(x) dx = \infty, \quad \forall t > 0.$$

The following theorem characterizes the existence of all integer and fractional moments of the per-packet backoff.

Theorem 4 (Existence of Moments)

Let us define $\alpha := -(\log \gamma)/\log m$. If $K = \infty$, $\alpha > 1$ is always satisfied and the per-packet backoff Ω has a wide-sense heavy-tailed distribution. In addition, its c th moment $E[(\Omega)^c]$ is

- **infinite** if and only if $c \geq \alpha$,
- and **finite** if and only if $0 \leq c < \alpha$.

Remark 4 This theorem illuminates a succinct condition on the existence of the moments of the per-packet backoff.

R4.1 [Answer to Q6] This theorem reveals that Ω is wide-sense heavy-tailed distributed in the sense that *not* all of its moments exist. The *necessary and sufficient* condition for the existence of the moments of Ω paves the way for the role of the constant $\alpha = -(\log \gamma)/\log m$ as a *ramification point*. That is, for every $c \geq \alpha$, c th moment of Ω does not exist and, for every $c < \alpha$, it exists.

R4.2 A bright spot in the misfortune is that $\alpha > 1$ is guaranteed thanks to Lemma 2 so that $\bar{\Omega}$ is always finite. However, if the collision probability satisfies $\gamma \geq 1/m^2$, Ω has an **infinite variance**.

In fact, the variance $\sigma_{\bar{\Omega}}^2$ in 802.11b is not very large ($\leq (3\bar{\Omega})^2$) as shown in Fig. 1. Nevertheless, if $\gamma \geq 1/m^2$, the statistics of Ω certainly contain precursors of infinite-variance distributions, to be shown in the next section.

B. Heavy-Tailedness: Tauberian Insights

Although there have been some work to prove the wide-sense heavy-tailedness of the delay or backoff duration [44] and the power-law like behavior of access delays was *identified* only through simulations in a few works [44], [48], to the best of our knowledge, *none* of them proved that the delay or backoff duration has a power-law tail. This seemingly intuitive property has not been established mainly due to the theoretical difficulties underlining the proof. It is important to note that this theorem is a prerequisite for mathematical analysis of Noah effect, which implies strict-sense heavy-tailedness.

We would like to place particular emphasis on the following theorem for another reason. We notice some work [25], [50] considering the question whether a **single** long-lived TCP flow can generate traffic that exhibits long-range dependence (or, equivalently, asymptotical second-order self-similarity). It is significant that long-range dependence is a property which is *automatically* implied by heavy-tailed inter-arrival times [37] for the single flow (or node) case, irrespective of the context. That is, even a renewal process (no correlation of inter-arrival times) with heavy-tail distributed inter-arrival times generates

long-range dependence in the counting process. In other words, one do not need to conduct analyses of tremendous traffic traces if there is a solid mathematical work that can settle this kind of dispute.

In the following theorem, we prove that the per-packet backoff distribution has a power tail by lighting upon the fact that the moment generating function has a *recursive relation*, and by applying the theory of *regular variation* [12] and the less-known *modified Tauberian theorem* of Bingham & Doney [11].

Theorem 5 (Power Tail Principle⁵)

If $K = \infty$, the per-packet backoff Ω has a Pareto-type tail with an exponent of $-\alpha$. Formally,

$$F_{\Omega}^c(x) := \int_x^{\infty} f_{\Omega}(x) dx \sim x^{-\alpha} \ell(x). \quad (23)$$

The notation $f(x) \sim g(x)$ means $\lim_{x \rightarrow \infty} f(x)/g(x) = 1$, and $\ell(x)$ is slowly varying⁶.

Remark 5 This principle, formulated in terms of the ccdf (complementary cumulative distribution function) $F_{\Omega}^c(\cdot)$, not only defines a fundamental characteristic of delay but also lays the groundwork for further analysis using regular variation theory.

R5.1 [Answer to Q6] This clear-cut and simple result reveals the statistical attribute of Ω for any population N . It has a Pareto-type distribution whose exponent parameter is $-\alpha$. As compared with the preliminary result derived in [44] for wide-sense heavy-tailedness corresponding to only part of Theorem 4, Theorem 5 extends to much larger extent and complements [44] by proving the strict-sense heavy-tailedness of Ω for $\alpha < 2$, and puts an end to the discussion initiated in Section I.

R5.2 That being said, this theorem dispenses the *complicated* convolution expression (7) and leads us to a **simple** conclusion. If K is large and $p_k = p_0/m^k$, the most representative distribution of backoff times Ω is a truncated Pareto-type distribution, rather than uniform or exponential [7], [15].

The ccdf of Ω obtained through ns-2 simulations is plotted in Fig. 2 on a log-log scale where the estimated slopes $\hat{\alpha}$ are compared with the analytical formulae $\alpha = -(\log \gamma)/\log m$, (FPE1) and (FPE2). Observe that these simple formulae along with (23) provide a precise estimate for the tail distribution. Remarkably, *even* for $K = 6$, i.e., the value adopted in 802.11b, the ccdf of Ω can be accurately approximated by a truncated power-law tail.

⁵The proof in fact requires α to be not an integer. For the complicated case when α is an integer, we refer to [23] and [12, Theorem 8.1.6]. However, since an integer α can be approximated for any small $\epsilon > 0$ by a real number $\tilde{\alpha}$ such that $|\alpha - \tilde{\alpha}| < \epsilon$, we expect the result of Theorem 5 to be valid for all $\alpha > 0$.

⁶A function $f(x)$ is called *regularly varying* [12] at infinity of index ρ iff $\lim_{x \rightarrow \infty} f(\lambda x)/f(x) = \lambda^{\rho}, \forall \lambda > 0$. For the special case $\rho = 0$, it is called *slowly varying* and usually denoted by $\ell(x)$. For example, a positive constant, $(\log x)^{\epsilon}$ for any real number ϵ is a slowly varying function. A slowly varying function $\ell(x)$ is dominated by any positive power function, i.e., $\lim_{x \rightarrow \infty} \ell(x)/x^{\epsilon} = 0, \forall \epsilon > 0$.

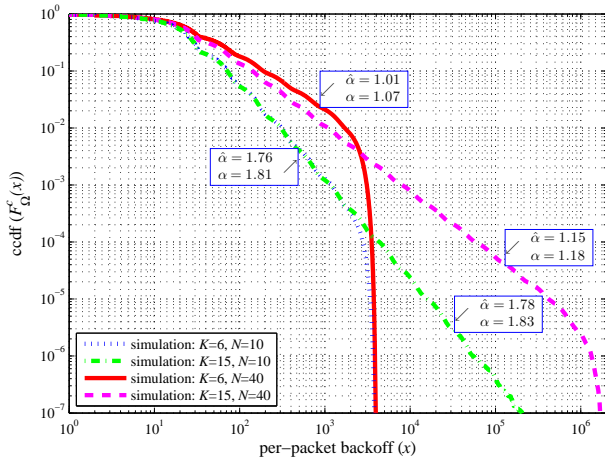


Fig. 2. Complementary cumulative distribution function $F_{\Omega}^c(x)$ for $K = 6, 15$; and $N = 10, 40$.

C. Inter-Transmission Probability: Lévyian Insights

This section demonstrates the fundamental yet mathematical strength of the power tail principle, stated in Theorem 5, which combines with *theory of stable law* [51, Chapter 4] to form Theorem 6. We epitomize this theory briefly only for the case $\alpha \in (1, 2]$.

Let $\mathbf{S}_{\alpha}(\sigma, \beta, \mu)$ denote Lévy α -stable laws whose four parameters are: the *index* α ; the *scale* parameter σ ; the *skewness* parameter β ; and the mean μ . If X_1, \dots, X_n are i.i.d. copies of $\mathbf{S}_{\alpha}(\sigma, \beta, \mu)$, they satisfy the *stability* property which takes the following form

$$\sum_{i=1}^m (X_i - \mu) \stackrel{d}{=} m^{\frac{1}{\alpha}} (X_1 - \mu). \quad (24)$$

The case $\alpha = 2$ is singular because we have $\mathbf{S}_2(\sigma, \beta, \mu) = \mathbf{N}(\mu, 2\sigma^2)$ where β plays no role. However, for the rest of cases $\alpha \in (1, 2)$, there is no closed form expression for its pdf.

In the meantime, the point process technique exploited in the following theorem requires the existence of *nonzero* intensity, which in the present context amounts to the finiteness of $\bar{\Omega}$. It is worth noticing that Lemma 2 shows that this requirement is satisfied for $K = \infty$.

Since Leland et al. [36] created a wave of interest in the self-similarity in the Internet, the probabilistic community has been concerned with the limit processes of aggregate renewal processes under different limit regimes. Recently, Kaj et al. [26], [30], [31] have established a fundamental connection between Noah effect and Joseph effect [30, Theorem 1]; it turns out that for $\alpha \in (1, 2)$, the superposition process $A(t)$ defined in (12) exhibits *long-range dependence* due to the *heavy* power tail of inter-arrival times Ω , meaning that, for large N and ζ ,

$$A(\zeta\tau) \stackrel{d}{\approx} (N-1)\zeta\tau - \zeta c \mathbf{Y}_{\alpha}(\tau/c) \quad (25)$$

where $\tau := t/\bar{\Omega}$ is scaled time-slots⁷, $\mathbf{Y}_{\alpha}(\cdot)$ belongs to the family of *Intermediate Telecom process* [31] of index α whose

cgf (cumulant generating function) takes the following form

$$\log \mathbf{E} [e^{\theta \mathbf{Y}_{\alpha}(\tau)}] = \frac{\tau^{1-\alpha}}{\alpha-1} (e^{\theta\tau} - 1 - \theta\tau) + \int_0^{\tau} (e^{\theta x} - 1 - \theta x) (\alpha\tau x^{-\alpha-1} + (2-\alpha)x^{-\alpha}) dx, \quad (26)$$

and $c = \{(N-1)\bar{\Omega}^{-\alpha} \ell(\zeta\bar{\Omega})\}^{1/(\alpha-1)}/\zeta$. This process is non-Gaussian and non-stable and has stationary, but *strongly dependent*, increments. It is also shown in [26] that this process is (both locally and globally) asymptotically self-similar though not self-similar.

Based on the theories introduced so far, the last principle is laid down as follows.

Theorem 6 (Asym. Inter-Transmission Principle)

Suppose $K = \infty$, $\zeta \gg 1$ and $N \gg 1$. The inter-transmission probability can be approximated as follows. If $\alpha \in (2, \infty)$, Theorem 3 holds again. However if $\alpha \in (1, 2)$,

$$\mathbf{P}_N[Z = z|\zeta] \approx \int_{-\infty}^{\infty} \left\{ \int_{q_-(y)}^{q_+(y)} \mathbf{T}c^{\tau(y)/c}(x) dx \right\} \cdot \mathbf{L}v(y) dy \quad (27)$$

where

$$q_{\pm}(y) := -\{z \mp \delta - (N-1)\zeta \cdot \tau(y)\} / (\zeta c), \quad (28)$$

$$\tau(y) := 1 + \zeta^{(1-\alpha)/\alpha} \ell_0(\zeta) \cdot y,$$

$\ell_0(\cdot)$ is slowly varying at infinity, $\mathbf{T}c^{\tau}(\cdot)$ is the pdf of $\mathbf{Y}_{\alpha}(\tau)$ whose cgf is given by (26), and $\mathbf{L}v(\cdot)$ is the pdf of $\mathbf{S}_{\alpha}(1, 1, 0)$ whose **index** is $\alpha = -(\log \gamma)/\log m$.

Moreover, the mean and variance of (27) are given by

$$\bar{Z} \approx (N-1)\zeta, \quad \sigma_Z^2 \approx \infty. \quad (29)$$

Remark 6 Since Theorem 6 resembles Theorem 3 except that $\mathbf{L}v(\cdot)$ is used, only main different points are presented in the following.

R6.1 While the the central limit theorem for the case $\alpha \in (2, \infty)$ largely offsets the heavy-tail nature observed in Theorem 5, the tenacious nature *lingers on* for the case $\alpha \in (1, 2)$ disguising itself as a *Lévyian* nature.

R6.2 Similar to Remark 3, it can be easily seen that Z has a Lévy α -stable distribution for very large ζ , except for the singular case $\alpha \approx 1$. Specifically, if c becomes small for very large ζ , we can apply [26, Proposition 2] to the second term on the right hand side of (25) to show that the term is negligible. This implies we can remove one integral of (27). Then Z becomes approximately *Lévyian* and is expressed in the form

$$Z \stackrel{d}{\approx} \mathbf{S}_{\alpha}((N-1)\zeta^{\frac{1}{\alpha}} \ell_0(\zeta), 1, (N-1)\zeta).$$

This *manifests* the heavy-tail of Z , i.e., as $x \rightarrow \infty$,

$$\mathbf{P}[Z > x] \approx \zeta \{(N-1)\ell_0(\zeta)\}^{\alpha} C_{\alpha} \cdot x^{-\alpha} \quad (30)$$

⁷Since we are interested in the superposition process $A(t)$ where $\mathbf{E}[t] = \zeta\bar{\Omega}$, which is the expected time taken by node N (the tagged one) to transmit ζ packets, t depends of $\bar{\Omega}$. The scaling $\tau = t/\bar{\Omega}$ is adopted to absorb this dependence.

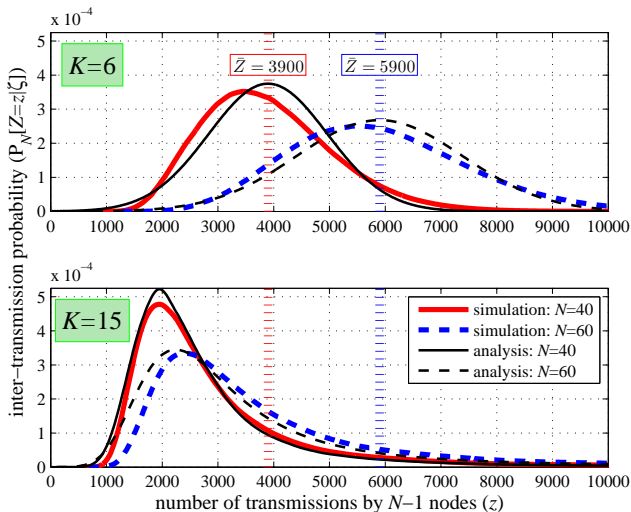


Fig. 3. Inter-transmission probability $P_N[Z = z|\zeta]$ for $\zeta = 100$; $K = 6, 15$; and $N = 40, 60$.

where $\ell_0(\cdot)$ is the same function used in (28) and

$$C_\alpha = \frac{\alpha-1}{\Gamma(2-\alpha) \sin(\pi(\alpha-1)/2)}.$$

However, (27) cannot be simplified in other general cases.

R6.3 The representation (30) reveals the striking similarity between the ccdfs of Ω and Z . That is, if $\alpha \in (1, 2)$, in terms of regular variation theory, both are *regularly varying of index $-\alpha$* , and in Mandelbrot's terminology, *Noah effect of Ω infiltrates into Z* .

R6.4 [Answer to **Q4**] In brief, the inter-transmission probability **bifurcates** into two different categories at $\alpha = 2$ (or $\gamma = 1/m^2$). Plainly speaking, if $\gamma < 1/m^2$, Z can still be approximated by the Gaussian distribution in (22), otherwise 802.11 suffers from extreme unfairness containing precursors of power-tailed characteristics such as infinite variances and the *skewness* ($\beta = 1$).

R6.5 The skewness induces *leaning tendency* and *directional unfairness*. The **leaning** tendency implies the distribution is heavily leaning to the left, and the tendency increases as α decreases. The **directional** unfairness⁸ implies that while the right part of the inter-transmission probability $z \in (\bar{Z}, \infty)$ has a heavy power tail given by (30), its left part $z \in (-\infty, \bar{Z})$ decays *faster* than exponentially [51, pp.113].

R6.6 Finally, (25) provides concrete **evidence** of **long-range dependence** inherent in 802.11, which is a direct consequence of the application of [30, Theorem 1] to (12) and (23). Remarkably, though the process $\mathbf{Y}_\alpha(\cdot)$ exhibits long-range dependence in the sense that it has the same covariance as a multiple of fractional Brownian motion of index $H = (3 - \alpha)/2$, it is *not* self-similar [26].

We conjecture based on extensive simulations that $\ell(\cdot)$ in (23) is *slow enough* to be approximated to be a constant, implying that $\ell_0(\cdot)$ in (28) is also a constant. Then it follows that the constant ℓ corresponds to the y -intercept of the

⁸The Lévy α -stable law used in this work has support on the entire real line because $\alpha \in (1, 2)$.

straight line obtained by taking logarithms of (23), and can be estimated from Fig. 2. After manipulation akin to [51, Theorem 4.5.2], we can show a simple relation between them:

$$\ell_0 = (\ell/C_\alpha)^{1/\alpha}/\bar{\Omega}$$

which implies that we need to estimate only ℓ and α .

It is natural calculating (27) should take long time especially since there is no numerical methods to efficiently compute the newly discovered pdf $\mathbf{Tc}^{\tau(y)/c}(\cdot)$ which varies with $\tau(y)/c$ covering pdfs between two extremes [26], i.e., Lévy α -stable law (for $\tau(y)/c \rightarrow \infty$) and Gaussian law (for $\tau(y)/c \rightarrow 0^+$). What is more, (27) is even more complicated because $\mathbf{Tc}^{\tau(y)/c}(\cdot)$ should be integrated over a large number of intervals, i.e., $[q_-(y), q_+(y)]$, $\forall y$. We can get a handle on it only by using [45, Theorem 4] that lends itself to computing cdfs from oddly shaped cgfs like (26) and an integration method called adaptive Gaussian quadrature method.

In Fig. 3, the inter-transmission probability obtained through ns-2 simulations is compared with the key formulae of Theorems 3 and 6 for $\zeta = 100$. It is significant that, for $K = 6$, $P_N[Z = z|\zeta]$ is well approximated by Gaussian formula (14) along with (9) and (FPE1) for large N . This forms a striking contrast with the case $K = 15$ where the distribution is leaning to the left and its peak is *far apart* from its mean, i.e., $\bar{Z} = (N - 1)\zeta$, meaning that there are *even heavier* tails on the right part.

V. WAVELET ANALYSIS OF LONG-RANGE DEPENDENCE

Though the primary objective of this work is to conduct a rigorous theoretical analysis of 802.11, we provide simulation results to support our theoretical discovery in Section IV-C that the superposition arrival process $A'(\nu t) := \sum_{n=1}^N A^n(\nu t)$ (the same as (12) except the substitution $N \Rightarrow N - 1$ and $t \Rightarrow \nu t$) possesses long-range dependence for large K and N . We will discuss about the time-scaling ν shortly.

Note that (i) large K is required to ensure the per-packet backoff Ω has a *regularly varying power tail*, e.g., its ccdf satisfies (23) with $\alpha > 1$ by Theorem 5 and Lemma 2, and (ii) large N is to ensure Ω is *strict-sense heavy-tailed*, e.g., $\alpha < 2$. Then by appealing to [30, Theorem 1] and [27, Property 3], one can show that $A'(t)$ has long-range dependent increments in the sense that it has the same covariance as a multiple of fractional Brownian motion of index $H := (3 - \alpha)/2$. Note that H should satisfy $1/2 < H < 1$ due to $1 < \alpha < 2$.

All simulations obtained from ns-2 simulations use a 437h warm-up period, after which we collected 728h-long traces. To analyze these, we use the latest addition to the toolkit of inference techniques for long-range dependence, i.e., the *refined* wavelet-based method using *Daubechies* wavelets with M vanishing moments which was proposed by Abry et al. [3] They proposed the first unbiased estimator y_j taking the form

$$\mathbf{E}[y_j] = \log_2(\mathbf{E}[d_j^2]),$$

considering the complication presented by the property $\mathbf{E}[\log(\cdot)] \neq \log(\mathbf{E}[\cdot])$ where d_j is called *detail processes* of the wavelet transform. It is also shown that this method is applicable even to non-Gaussian processes. This offers a clear advantage to our case where $A'(t)$ is non-Gaussian.

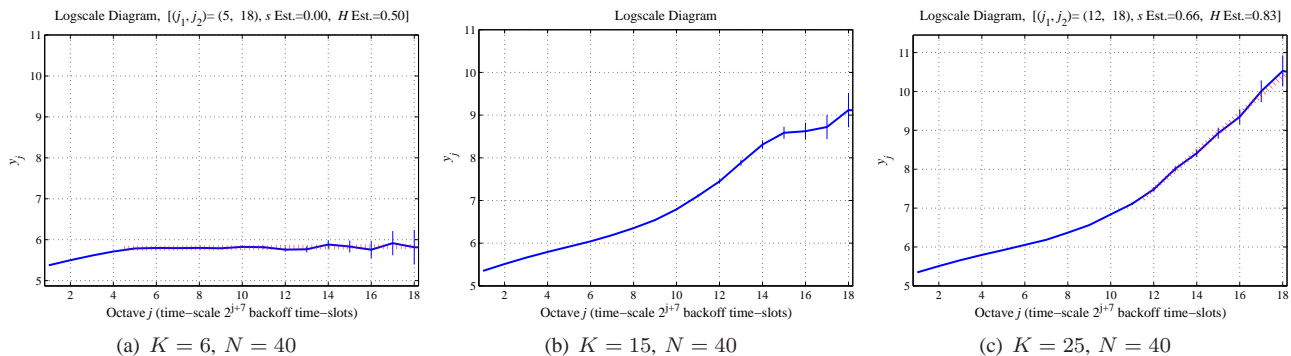


Fig. 4. Wavelet spectra using Daubechies wavelets with $M = 2$.

The estimates y_j of the wavelet spectra over all time-scales j , called *octaves*, are shown in Fig. 4 for $K = 6$, $K = 15$ and $K = 25$. Here⁹ we fix the other parameters as $N = 40$ and $M = 2$. To quantify the integrity of the method, Gaussian 95% confidence intervals corresponding to the variability of y_j are also shown as the vertical segments centered on the estimates y_j . Then the measurement of index H , called *Hurst* parameter, is reduced to the identification of region of *alignment*, the determination of its lower and upper cutoff octaves, j_1 and j_2 , respectively, and the determination of the slope over the alignment region which we denote by \bar{s} . From the slope estimate \bar{s} , we can obtain the estimates of H from the formula

$$\bar{H} := (1 + \bar{s})/2.$$

Decisions whether the alignment region is aligned or not were made based on the Chi-squared goodness of fit test [2]. Note that the extent of long-range dependence increases with \bar{H} , or equivalently \bar{s} . We also let s_j denote the slope at octave j .

Fig. 4(c) demonstrates that, for the case $K = 25$, the superposition arrival process possesses a sustained correlation structure over a broad range of time-scales $j \in [1, 18]$ where s_j converges to 0.66 at octave $j = 18$ while, for the case $K = 6$, it does a weaker correlation structure over a narrow range $j \in [1, 5]$ as shown in Fig. 4(a). The estimate of H for $K = 25$ over the alignment region $(j_1, j_2) = (12, 18)$ approaches $\bar{H} = 0.83$ around $(16, 17)$ which approximately matches with analytical formula $H = (3 - \alpha)/2 = 0.90$ where α is obtained from $\alpha = (\log \gamma)/\log m$, Eqs. (FPE1) and (FPE2). The slope estimate over the alignment region for $K = 6$ is computed as $\bar{H} = 0.50$, implying that long-range dependence is not observed.

A striking observation that can be made by comparing Figs. 4(a) and 4(b) with Fig. 4(c) is that the per-octave slope s_j increases as octave j increases and convergent only if K is large enough, e.g., as in Fig. 4(c). Even for large K , e.g., as shown in Fig. 4(c), the slope is small for low octaves.

Observation 1 (LRD over still larger time intervals)

Long-range dependence of the superposition arrival process is conspicuous only for large time-scales, provided

⁹Though we present here only the simulation results using Daubechies wavelets with $M = 2$, we obtained similar results using Daubechies wavelets with $M > 2$ and *Discrete Meyer* wavelets.

that K is large enough so that long-range dependence may sustain up to those time-scales.

Remark 7 Here the word ‘conspicuous’ is used in the sense that the per-octave estimate $H_j := (1 + s_j)/2$ closely matches with the theoretical value H computed from the analytical formulae. Essentially, there are two reasons behind this phenomenon which also give us answers to Q7.

R6.1 [Per-node arrival process slows down.] Since Kaj’s theorem [30, Theorem 1] is applicable if the mean renewal times of the each arrival process is *independent* from other variables including N , we should adopt the substitution $t \Rightarrow \tau\bar{\Omega}$ akin to that in (25), to absorb the dependence on N , i.e., $\bar{\Omega} = \Theta(N)$ by [34, Theorem 1]. This means that we *speed up* time and the dependence is observable only over large time-scales. That being said, we have view the backoff process over *coarser* time-scales.

R6.2 [Scaling of population should accompany scaling of time.] Even with the above substitution technique concealing the slowdown in time, the most crucial assumption of the limit regime considered in [30] is $\nu \rightarrow \infty$ at the same time as $N \rightarrow \infty$. This implies we need *additional speedup* in time ($\nu \rightarrow \infty$) to compensate for the scaling of space ($N \rightarrow \infty$).

R6.3 Due to the above two speedups which require a even coarser time-scales, we can observe long-range dependence of aggregate total load only over larger and larger time intervals. In practical terms, if the wireless link capacity is shared by nodes, the aggregate transmission process is highly *invulnerable* to long-range dependence for most practical K values, essentially due to *reduced per-node rate* and *time scaling*, which can offset the aggregation effect created by scaling of population.

It is important to note that the arrival process of each *individual* flow possesses long-range dependence with $H = (3 - \alpha)/2$ if the inter-arrival times of each individual process is heavy-tailed [37]. On the contrary, long-range dependence of the superposition arrival process $A'(\nu t)$ is much weaker than that predicted by theory in that $H_j < H$, or equivalently $s_j < 2 - \alpha$ for low octaves j , and regains its influence only for high octaves j .

We also conjecture that the above coarser time scalings caused the empirical analyses of Veres and Boda [50] (in the context of TCP) and Tickoo and Sikdar [48] (in the

context of 802.11) not to support long-range dependence of the superposition arrival process of TCP sources — they observed that $\hat{H} \approx 0.5$ (or $\hat{s} = 0$), implying short-range dependence. Note that both 802.11 nodes accessing a common base station and TCP flows traversing a common bottleneck link (i) have similar backoff mechanisms and (ii) reduce (or slow down) their transmission rates to share the given capacity as the population increases. It is interesting that this simple analogy constitutes the fundamental causes of the absence of long-range dependence identified in Observation 1, especially when the population is high. A riddle is solved.

VI. CONCLUDING REMARKS

We have conducted a rigorous analysis of the backoff process in 802.11 and provided answers to several open questions. We started with a Palm theoretic interpretation of the Bianchi's formula. Then, we derived per-packet backoff distribution and based on which studied its coefficient of variation that plays the key role in *formulating* short-term fairness. Also, we discovered that, while the aggregate backoff process of nodes has a Poissonian character, the collision effect turns out to be so dominant that the Poissonized aggregate cannot help with mitigating short-term fairness. In addition, we proved that the per-packet backoff has a truncated *Pareto-type* tail distribution, which in turn indicates that its heavy-tailedness in the strict-sense *inherits* from *collision*. Moreover, we mathematically identified *long-range dependence* in 802.11 and discovered that the inter-transmission probability bifurcates into two categories: either approximately Gaussian or Lévy α -stable distribution with $\alpha \in (1, 2)$ possessing strong power-tail characteristics.

Though we have also conducted empirical analysis using wavelet-based method to support long-range dependence behavior inherent in 802.11, since we are with Willinger et al. [52] on the point — of cardinal importance is to advance our genuine physical understanding applicable even to other systems, we believe that the essence of our analysis of long-range dependence lies in its mathematical explanation for the behavior. That is, the heavy-tailed inter-arrival times of the successful transmissions of each individual node cause long-range dependence of the aggregate transmissions at the base station though this dependence is seldom observed thanks to much *coarser time-scalings* necessary for compensating for the slowdown in per-node behavior and the scaling of population.

These results explore the fundamental principles characterizing the backoff process in 802.11. Some of them recall to our mind the sheer *beauty of simplicity*, governing the asymptotic dynamics of 802.11, and the others form the theoretical groundwork of short-term fairness. We firmly believe that the insights gained in this paper shed light on, and advance the state of the art and the appreciation of 802.11.

ACKNOWLEDGMENT

The authors would like to thank Jean-Yves Le Boudec for helpful discussions and penetrating comments which have improved the quality of this work. We also would like to

thank Darryl Veitch for making the wavelet analysis code available on the Internet. Lastly, we would like to thank Hans Almåsbaek for making it possible to run very long simulations on a cluster of a dozen processors.

REFERENCES

- [1] A. Abdrabou and W. Zhuang. Service time approximation in IEEE 802.11 single-hop ad hoc networks. *IEEE Trans. Wireless Commun.*, 7(1):305–313, Jan. 2008.
- [2] P. Abry, P. Flandrin, M. Taqqu, and D. Veitch. Wavelets for the analysis, estimation and synthesis of scaling data. *Self-Similar Network Traffic and Performance Evaluation*, Wiley, pp. 39–88, 2000.
- [3] P. Abry, P. Flandrin, M. Taqqu, and D. Veitch. Self-similarity and long-range dependence through the wavelet lens. *Theory and Applications of Long-Range Dependence*, Birkhäuser Boston, pp. 527–556, 2003.
- [4] S. L. Albin. Approximating a point process by a renewal process, II: Superposition arrival processes to queues. *Oper. Res.*, 32(5):1133–1162, 1984.
- [5] F. Baccelli and P. Brémaud. *Elements of Queueing Theory: Palm Martingale Calculus and Stochastic Recurrences*. Springer-Verlag, 2nd ed., 2003.
- [6] M. Benaïm and J.-Y. Le Boudec. A class of mean field interaction models for computer and communication systems. *Perf. Eval.*, 65(11-12):823–838, Nov. 2008.
- [7] G. Berger-Sabbatel, A. Duda, O. Gaudoin, M. Heusse, and F. Rousseau. Fairness and its impact on delay in 802.11 networks. In *Proc. IEEE Globecom*, Nov. 2004.
- [8] G. Bianchi. Performance analysis of the IEEE 802.11 distributed coordination function. *IEEE J. Select. Areas Commun.*, 18(3):535–547, Mar. 2000.
- [9] G. Bianchi, I. Tinnirello, and L. Scalia. Understanding 802.11e contention-based prioritization mechanisms and their coexistence with legacy 802.11 stations. *IEEE Network*, 19(4):28–34, July 2005.
- [10] P. Billingsley. *Convergence of Probability Measures*. Wiley-Interscience, 2nd ed., 1999.
- [11] N. Bingham and R. Doney. Asymptotic properties of supercritical branching processes I: The Galton-Watson process. *Advances in Applied Probability*, 6(4):711–731, 1974.
- [12] N. Bingham, C. Goldie, and J. Teugels. *Regular Variation*. Cambridge University Press, 1989.
- [13] C. Bordenave, D. McDonald, and A. Proutiere. A particle system in interaction with a rapidly varying environment: Mean field limits and applications. *to appear in NHM*, available at <http://arxiv.org/abs/math/0701363>, Feb. 2009.
- [14] D. Bradley and R. Gupta. On the distribution of the sum of n non-identically distributed uniform random variables. *Ann. Inst. Statist. Math.*, 54(3):689–700, 2002.
- [15] M. Bredel and M. Fidler. Understanding fairness and its impact on quality of service in IEEE 802.11. In *Proc. IEEE Infocom*, Apr. 2009.
- [16] P. Brémaud. *Markov Chains, Gibbs Field, Monte Carlo Simulation and Queues*. Springer-Verlag, 1999.
- [17] M. Carvalho and J. Garcia-Luna-Aceves. A scalable model for channel access protocols in multihop ad hoc networks. In *Proc. ACM MobiCom*, Sept. 2004.
- [18] M. Cha, P. Rodriguez, J. Crowcroft, S. Moon, and X. Amatriain. Watching television over an IP network. In *Proc. ACM IMC*, Oct. 2008.
- [19] K.-T. Chen, C.-Y. Huang, P. Huang, and C.-L. Lei. Quantifying Skype user satisfaction. In *Proc. ACM Sigcomm*, Sept. 2006.
- [20] M. Crovella and A. Bestavros. Self-similarity in world wide web traffic: Evidence and possible causes. *ACM/IEEE Trans. Networking*, 5(6):835–846, Dec. 1997.
- [21] D. Daley and D. Vere-Jones. *An Introduction to the Theory of Point Processes - vol. I: Elementary Theory and Methods*. Springer-Verlag, 2nd ed., 2003.
- [22] D. Daley and D. Vere-Jones. *An Introduction to the Theory of Point Processes - vol. II: General Theory and Structure*. Springer-Verlag, 2nd ed., 2008.
- [23] A. De Meyer. On a theorem of Bingham and Doney. *J. Appl. Probab.*, 19(1):217–220, 1982.
- [24] W. Feller. *An Introduction to Probability and Its Applications, vol. 2*. Wiley, New York, 2nd ed., 1971.
- [25] D. Figueiredo, B. Liu, A. Feldmann, V. Misra, D. Towsley, and W. Willinger. On TCP and self-similar traffic. *Perf. Eval.*, 61(2-3):129–141, July 2005.

- [26] R. Gaigalas. A Poisson bridge between fractional Brownian motion and Lévy motion. *Stochastic Processes and their Applications*, 116:447–462, 2006.
- [27] R. Gaigalas and I. Kaj. Convergence of scaled renewal processes and a packet arrival model. *Bernoulli*, 9(4):671–703, 2003.
- [28] M. Garetto, T. Salonidis, and E. Knightly. Modeling per-flow throughput and capturing starvation in CSMA multi-hop wireless networks. *ACM/IEEE Trans. Networking*, 16(4):864–877, Aug. 2008.
- [29] J. Horrigan. Home broadband adoption 2008. *Pew Internet & American Life Project*, July 2008.
- [30] I. Kaj. Limiting fractal random processes in heavy-tailed systems. *Fractals in Engineering*, Springer-Verlag London, pp. 199–218, 2005.
- [31] I. Kaj and M. Taqqu. Convergence to fractional Brownian motion and to the Telecom process: the integral representation approach. *Progress in Probability*, Birkhäuser Verlag Basel, 60:383–427, 2008.
- [32] C. Koksall, H. Kassab, and H. Balakrishnan. An analysis of short-term fairness in wireless media access protocols. In *Proc. ACM Sigmetrics*, June 2000.
- [33] A. Kumar, E. Altman, D. Miorandi, and M. Goyal. New insights from a fixed-point analysis of single cell IEEE 802.11 WLANs. *ACM/IEEE Trans. Networking*, 15(3):588–601, June 2007.
- [34] B.-J. Kwak, N.-O. Song, and L. Miller. Performance analysis of exponential backoff. *ACM/IEEE Trans. Networking*, 13(2):343–355, Apr. 2005.
- [35] J.-Y. Le Boudec. Performance evaluation lecture notes. available at <http://perfeval.epfl.ch>, Sept. 2009.
- [36] W. Leland, M. Taqqu, W. Willinger, and D. Wilson. On the self-similar nature of Ethernet traffic. In *Proc. ACM Sigcomm*, Sept. 1993.
- [37] L. Lipsky and P. Fiorini. Auto-correlation of counting processes associated with renewal processes. *Technical Report, Booth Research Center, University of Connecticut*, Sept. 1995.
- [38] K. Medepalli and F. Tobagi. Towards performance modeling of IEEE 802.11 based wireless networks: A unified framework and its applications. In *Proc. IEEE Infocom*, Apr. 2006.
- [39] Q. Pang, S. Liew, J. Lee, and V. Leung. Performance evaluation of an adaptive backoff scheme for WLAN. *Wirel. Commun. Mob. Comput.*, 4(8):867–879, Dec. 2004.
- [40] A. Proutiere. Pushing mean field asymptotics to the limits: Stability and performance of random medium access control. In *Proc. Stochastic Networks Conference*, ENS, Paris, June 2008.
- [41] V. Ramaiyan, A. Kumar, and E. Altman. Fixed point analysis of single cell IEEE 802.11e WLANs: Uniqueness, multistability. *ACM/IEEE Trans. Networking*, 16(5):1080–1093, Oct. 2008.
- [42] T. Rolski, H. Schmidli, and T. Teugels. *Stochastic Processes for Insurance and Finance*. John Wiley & Sons Inc., 1999.
- [43] W. Rudin. *Principles of Mathematical Analysis*. McGraw-Hill, 3rd ed., 1976.
- [44] T. Sakurai and H. Vu. MAC access delay of IEEE 802.11 DCF. *IEEE Trans. Wireless Commun.*, 6(5):1702–1710, May 2007.
- [45] N. Shephard. From characteristic function to distribution function: a simple framework for the theory. *Econometric theory*, 7(4):519–529, 1991.
- [46] G. Simons and N. Johnson. On the convergence of binomial to Poisson distributions. *Ann. Math. Statist.*, 42(5):1735–1736, 1971.
- [47] M. Taqqu, W. Willinger, and R. Sherman. Proof of a fundamental result in self-similar traffic modeling. *ACM Comput. Commun. Rev.*, 27(2):5–23, Apr. 1997.
- [48] O. Tickoo and B. Sikdar. On the impact of IEEE 802.11 MAC on traffic characteristics. *IEEE J. Select. Areas Commun.*, 21(2):189–203, Feb. 2003.
- [49] O. Tickoo and B. Sikdar. Queueing analysis and delay mitigation in IEEE 802.11 random access MAC based wireless networks. In *Proc. IEEE Infocom*, Mar. 2004.
- [50] A. Veres and M. Boda. The chaotic nature of TCP congestion control. In *Proc. IEEE Infocom*, Mar. 2000.
- [51] W. Whitt. *Stochastic-Process Limits: An Introduction to Stochastic-Process Limits and Their Application to Queues*. Springer-Verlag, 2001.
- [52] W. Willinger, V. Paxson, R. Riedi, and M. Taqqu. Long-range dependence and data network traffic. *Theory and applications of long-range dependence*, Birkhäuser Boston, pp. 373–407, 2003.

APPENDIX

Conventions: \mathbb{R} (\mathbb{R}^+) is the set of real (positive real) numbers, \mathbb{Z} (\mathbb{Z}^+) is the set of integers (positive integers), and \mathbb{Q} (\mathbb{Q}^+) is the set of rational (positive rational) numbers. **For**

conciseness, the set of backoff stages $\{0, \dots, K\}$ and the set of wireless nodes $\{1, \dots, N\}$ are denoted by \mathbb{K} and \mathbb{N} , respectively.

A. Proof of Theorem 2

The probability that the k th backoff stage is reached during the backoff duration for a packet can be computed as γ^k irrespective of the backoff distribution at any backoff stage. Hence we get $\mathbf{P}[\kappa = k] = \gamma^k - \gamma^{k+1}$, for $k \in \mathbb{K} \setminus \{K\}$, and $\mathbf{P}[\kappa = K] = \gamma^K$. From Bayes' theorem, $f_\Omega(\cdot)$ can be expressed as:

$$f_\Omega(b) = \sum_{k \in \mathbb{K}} f_\Omega(b \mid \kappa = k) \cdot \mathbf{P}[\kappa = k] \quad (31)$$

where $f_\Omega(b \mid \kappa = k)$ denotes the sum of the backoff values from 0th to k th stages for a given k . Applying the fact that the sum of k random variables with pdfs $f_0(\cdot), \dots, f_k(\cdot)$ has a pdf of the convolution of the pdfs yields (7). In a similar way, $\bar{\Omega}$ can be computed from (6):

$$\begin{aligned} \bar{\Omega} &= \mathbf{E} \left[\sum_{k=0}^{\kappa} B_n^k \right] = \sum_{k \in \mathbb{K}} \mathbf{E} \left[\sum_{k'=0}^k B_n^{k'} \right] \cdot \mathbf{P}[\kappa = k] \\ &= \sum_{k \in \mathbb{K}} \left(\sum_{k'=0}^k \frac{1}{p_{k'}} \right) \cdot \mathbf{P}[\kappa = k]. \end{aligned} \quad (32)$$

After rearranging all terms of (32), we obtain (8). Finally,

$$\begin{aligned} \sigma_\Omega^2 + \bar{\Omega}^2 &= \mathbf{E} \left[\left(\sum_{k=0}^{\kappa} B_n^k \right)^2 \right] \\ &= \sum_{k \in \mathbb{K}} \mathbf{E} \left[\left(\sum_{k'=0}^k B_n^{k'} \right)^2 \right] \mathbf{P}[\kappa = k] \end{aligned} \quad (33)$$

$$\begin{aligned} &= \sum_{k \in \mathbb{K}} \left(\sum_{k'=0}^k \frac{1+v^2}{p_{k'}} + 2 \sum_{i=1}^k \sum_{j=0}^{i-1} \frac{1}{p_i p_j} \right) \mathbf{P}[\kappa = k] \\ &= (1+v^2) \left(\sum_{k \in \mathbb{K}} \frac{\gamma^k}{p_k^2} \right) + 2 \left(\sum_{k \in \mathbb{K} \setminus \{0\}} \frac{\gamma^k}{p_k} \sum_{i=0}^{k-1} \frac{1}{p_i} \right) \end{aligned} \quad (34)$$

where we plugged $\mathbf{E}[(B_n^k)^2] = (1+v^2)/(p_k^2)$ into (33). Other equalities can be verified after rearranging (33) and (34).

B. Proof of Corollary 1

Plugging $p_k = p_0/m^k$ and $\sum_{i=0}^{k-1} m^i = (m^k - 1)/(m - 1)$ into $v_\Omega = \sigma_\Omega/\bar{\Omega}$ yields

$$v_\Omega = \sqrt{\frac{\delta}{\left(\sum_{k \in \mathbb{K}} (m\gamma)^k \right)^2} - 1} \quad (35)$$

where the nominator inside the square root δ is simplified as

$$\begin{aligned} \delta &:= (1+v^2) \left(\sum_{k \in \mathbb{K}} (m^2\gamma)^k \right) + 2 \sum_{k \in \mathbb{K} \setminus \{0\}} (m\gamma)^k \frac{m^k - 1}{m - 1} \\ &= \left(\frac{m+1}{m-1} + v^2 \right) \left(\sum_{k \in \mathbb{K}} (m^2\gamma)^k \right) - \frac{2}{m-1} \left(1 + \sum_{k \in \mathbb{K} \setminus \{0\}} (m\gamma)^k \right) \\ &= \left(\frac{m+1}{m-1} + v^2 \right) \left(\sum_{k \in \mathbb{K}} (m^2\gamma)^k \right) - \frac{2}{m-1} \sum_{k \in \mathbb{K}} (m\gamma)^k. \end{aligned}$$

Plugging this into (35) yields (9).

C. Proof of Theorem 3

Firstly, it can be verified that each $A^n(t)$ is a *stationary simple* point process since the inter-arrival times are given by i.i.d. copies of Ω and its intensity $1/\Omega$ is nonzero. Under the assumption $N \gg 1$, appealing to Lemma 1, $A(t)$ can be approximated by a Poisson point process with intensity $(N-1)/\Omega$. This in turn implies that

$$\mathbf{P}_N \left[\sum_{n \in \mathbb{N} \setminus \{N\}} A^n(t) = z \right] \approx e^{-\frac{(N-1)t}{\Omega}} \frac{1}{z!} \left(\frac{(N-1)t}{\Omega} \right)^z.$$

In the meantime, if $\zeta \gg 1$, we can apply the central limit theorem to the sum $\sum_{j=1}^{\zeta} \Omega_N(j)$; then it can be approximated by $\zeta\bar{\Omega} + \sqrt{\zeta} \cdot \sigma_\Omega \cdot \mathbf{N}(0, 1)$ where $\mathbf{N}(\mu, \sigma^2)$ is the Gaussian random variable with mean μ and variance σ^2 . Combining these two approximations, $\mathbf{P}_N[Z = z|\zeta]$ has the form

$$\begin{aligned} & \mathbf{E} \left[e^{-\frac{(N-1) \sum_{j=1}^{\zeta} \Omega_N(j)}{\Omega}} \frac{1}{z!} \left(\frac{(N-1) \sum_{j=1}^{\zeta} \Omega_N(j)}{\Omega} \right)^z \right] \\ & \approx \int_{-\infty}^{\infty} \exp \left(-\frac{(N-1)(\zeta\bar{\Omega} + \sqrt{\zeta} \cdot \sigma_\Omega \cdot x)}{\Omega} \right) \\ & \quad \cdot \frac{1}{z!} \left(\frac{(N-1)(\zeta\bar{\Omega} + \sqrt{\zeta} \cdot \sigma_\Omega \cdot x)}{\Omega} \right)^z \frac{e^{-\frac{x^2}{2}}}{\sqrt{2\pi}} dx. \end{aligned} \quad (36)$$

Plugging the definitions of $\mathbf{Nm}(x)$ and $\mathbf{Ps}(\lambda, z)$ into (36) yields (14). For the special case $N = 2$, a better approximation directly follows from (10) and (11):

$$\mathbf{P}_2[Z < z|\zeta] \approx \mathbf{P} \left[\mathbf{N}(0, 1) < \frac{z-\zeta}{v_\Omega \sqrt{z+\zeta}} \right]. \quad (37)$$

We refer to [15] for a detailed derivation of (37). Applying a continuity correction yield (15). Finally, (16), (17) and (18) can be derived by applying Cox process theory in [21, Chapter 6.2].

D. Proof of Lemma 2

We would like to point out that part of the proof of [33, Theorem 7.2], which corresponds to the case $K = \infty$ of Lemma 2 here, has a *flaw* because they assume $\gamma < 1/m$ when they apply the relation $\sum_{k=0}^{\infty} (m\gamma)^k = 1/(1-m\gamma)$ in advance of their arguments. In other words, we cannot assume $\sum_{k=0}^{\infty} (m\gamma)^k = 1/(1-m\gamma)$ unless we prove $\gamma < 1/m$.

Let us suppose $\gamma \geq 1/m$ for all $K > K_1$. Then we have from (FPE1) and $p_k = p_0/m^k$ that for any $\epsilon > 0$ there exists $K > K_1$ such that $\bar{p} < \epsilon$. In the meantime, from $1 - e^{-x} < x$ for $x \neq 0$, we also have $\gamma < (N-1)\bar{p} < (N-1)\epsilon$. This contradicts $\gamma \geq 1/m$, implying that there must exist K_0 such that $\gamma < 1/m$ for $K = K_0$.

Denote the right hand side of (FPE1) by $\mathbf{P}(K)$. Since $\gamma = 1 - e^{-(N-1)\bar{p}}$ is increasing in \bar{p} and $\bar{p} = \mathbf{P}(K)$ is nonincreasing in γ from [33, Lemma 5.1], $\gamma = 1 - e^{-(N-1)\mathbf{P}(K)}$ is nonincreasing in γ . Therefore, it *suffices* to show that $1 - e^{-(N-1)\mathbf{P}(K_0+1)} \leq 1 - e^{-(N-1)\mathbf{P}(K_0)}$, or equivalently $\mathbf{P}(K_0+1) \leq \mathbf{P}(K_0)$. After some manipulation and *unexpectedly* intricate factorization, it can be verified that $\mathbf{P}(K_0) - \mathbf{P}(K_0+1)$ takes the form:

$$\frac{(1-m\gamma)(m-1)\gamma^{K_0+1}}{\{1-(m\gamma)^{K_0+1}\}\{1-(m\gamma)^{K_0+2}\}} \sum_{k=0}^{K_0+1} \gamma^{-k} \{ (m\gamma)^k - (m\gamma)^{K_0+1} \}$$

which is greater than zero for any $\gamma \in (0, 1)$, implying that $\gamma < 1/m$ holds also for $K = K_0 + 1$. Applying mathematical induction completes the proof. Also note that this implies that γ should be decreasing in K .

For the case $K = \infty$, since we have shown that γ is decreasing in K and there exist K_0 such that $\gamma < 1/m$ for all $K \geq K_0$, it follows from [43, Theorem 3.14] that as K goes to infinity, γ should converge to $\gamma^* < 1/m$. The existence of $\mathbf{E}[\Omega]$ follows directly from (8).

E. Proof of Theorem 4

For given γ and m , let $\alpha = \log_m(1/\gamma)$. It necessarily follows that Lemma 2 implies $m^\alpha \gamma = 1$ such that $\alpha > 1$. Let c be any real number such that $c \geq \alpha$. Then the c th moment of Ω , $\mathbf{E}[(\Omega)^c]$, can be computed as

$$\begin{aligned} & \sum_{k \in \mathbb{K}} \mathbf{E} \left[\left(\sum_{k'=0}^k B_n^{k'} \right)^c \right] \cdot \mathbf{P}[\kappa = k] \\ & \geq \sum_{k \in \mathbb{K}} \left(\mathbf{E} \left[\sum_{k'=0}^k B_n^{k'} \right] \right)^c \cdot \mathbf{P}[\kappa = k] \\ & = \sum_{k \in \mathbb{K}} \left(\sum_{k'=0}^k \frac{m^{k'}}{p_0} \right)^c \cdot \mathbf{P}[\kappa = k] \\ & \geq \sum_{k \in \mathbb{K}} \sum_{k'=0}^k \frac{(m^c)^{k'}}{p_0^c} \cdot \mathbf{P}[\kappa = k] = \sum_{k \in \mathbb{K}} \frac{(m^c \gamma)^k}{p_0^c} \end{aligned}$$

where the first inequality holds by Hölder's inequality for expectations, i.e., $(\mathbf{E}[X])^c \leq \mathbf{E}[X^c]$, and the second inequality follows from $c > 1$. Therefore, $\mathbf{E}[(\Omega)^c] \rightarrow \infty$ as $K \rightarrow \infty$. Note that c is real. Since there exist infinite moments, Ω has a wide-sense heavy-tailed distribution. Now consider the c th moment for $1 < c < \alpha$.

$$\begin{aligned} & \mathbf{E} \left[\left(\sum_{k=0}^{\kappa} B_n^k \right)^c \right] = \sum_{k \in \mathbb{K}} \mathbf{E} \left[\left(\sum_{k'=0}^k B_n^{k'} \right)^c \right] \cdot \mathbf{P}[\kappa = k] \\ & \leq \sum_{k \in \mathbb{K}} \mathbf{E} \left[(k+1)^{c-1} \sum_{k'=0}^k \left(B_n^{k'} \right)^c \right] \cdot \mathbf{P}[\kappa = k] \quad (38) \\ & = \sum_{k \in \mathbb{K}} (k+1)^{c-1} \sum_{k'=0}^k \frac{(2m^{k'})^c}{(c+1)p_0^c} \cdot \mathbf{P}[\kappa = k] \quad (39) \\ & = \frac{2^c}{(c+1)p_0^c} \sum_{k \in \mathbb{K}} (k+1)^{c-1} \frac{(m^c)^{k+1-1}}{m^{c-1}} \cdot \mathbf{P}[\kappa = k] \\ & \leq \frac{2^c}{(c+1)p_0^c} \sum_{k \in \mathbb{K}} (k+1)^{c-1} \frac{(m^c)^{k+1}\gamma^k}{m^{c-1}} \quad (40) \\ & = \frac{(2m)^c}{(c+1)p_0^c(m^{c-1})} \sum_{k \in \mathbb{K}} (k+1)^{c-1} (m^c \gamma)^k \quad (41) \end{aligned}$$

where (38) can be obtained by applying original Hölder's inequality, i.e., $(\sum_{k'=0}^k b_{k'})^c \leq (k+1)^{c-1} \sum_{k'=0}^k (b_{k'})^c$, (39) can be verified by computing $\int b^c f_{k'}(b) db$ exploiting the fact $f_{k'}(b)$ is a uniform pdf with mean $m^{k'}/p_0$, and (40) follows from $\mathbf{P}[\kappa = k] < \gamma^k$. Then it suffices to show that d'Alembert's ratio of the series (41) is less than one. Recall that $m^c \gamma < m^\alpha \gamma = 1$, which is used to compute

$$\lim_{k \rightarrow \infty} \frac{(k+2)^{c-1} (m^c \gamma)^{k+1}}{(k+1)^{c-1} (m^c \gamma)^k} = m^c \gamma < 1.$$

This establishes (41) is finite for $K = \infty$, and completes the proof.

F. Proof of Theorem 5

Denoting the LST of $f_i(b)$ by $F_i(s)$, we begin the proof by considering the LST of (7):

$$F_\Omega(s) = \frac{1-\gamma}{\gamma} \underbrace{\sum_{k=0}^{\infty} \gamma^{k+1} \prod_{i=0}^k F_i(s)}_{G(s)}. \quad (42)$$

This is an infinite sum of the products of

$$F_i(s) = \left(1 - e^{-\frac{2m^i}{p_0}s}\right) / \left(\frac{2m^i}{p_0}s\right)$$

that is the LST of the uniform distribution with mean m^i/p_0 . For notational simplicity, we adopt the change of variable $x := 2s/p_0$ such that s also belongs to \mathbb{R}^+ . Since $F_i(x) < 1$ for $x \in \mathbb{R}^+$, it is easy to see the underbraced term $G(x)$ is convergent on \mathbb{R}^+ . Then it follows from *Bernstein's Theorem* [24, pp.439] that $G(x)$ is *completely monotone*. That is, $G(x) > 0$ and it has derivatives of all orders and satisfy

$$(-1)^i \frac{d^i G}{dx^i}(x) > 0, \quad \forall i \in \mathbb{Z}^+,$$

which implies that the i th derivative of $G(x)$ is *strictly monotone* for all $i \in \mathbb{Z}^+$.

Step 1: Recursive relation in $G(\cdot)$

The crucial observation that paves the way for applying the theory of regular variation [12] is the following *recursive relation* hidden in the underbraced term of (42):

$$G(x) = F_0(x)\gamma \{1 + G(mx)\}. \quad (43)$$

Let $\alpha = -(\log \gamma)/\log m \in \mathbb{R}^+$ and $z := \lceil \alpha \rceil \in \mathbb{Z}^+$ which designates the smallest integer not less than α . It follows from $\alpha > 0$ that $z \geq 1$. Appealing to Theorem 4 and the basic property of the LST, i.e., $\lim_{s \rightarrow 0^+} \frac{d^z F_0}{ds^z} = (-1)^z \mathbb{E}[(\Omega)^z]$ for $z \in \mathbb{Z}^+$, it follows that

$$\begin{aligned} \lim_{x \rightarrow 0^+} \frac{d^z G}{dx^z}(x) &= \frac{p_0^z}{2^z} \lim_{s \rightarrow 0^+} \frac{d^z G}{ds^z}(s) \\ &= \frac{p_0^z \gamma}{2^z(1-\gamma)} (-1)^z \mathbb{E}[(\Omega)^z] = (-1)^z \cdot \infty. \end{aligned}$$

Recall $\lim_{x \rightarrow 0^+} \frac{d^i G}{dx^i}(x)$ is finite for $i < z$ by Theorem 4. Taking derivatives of both sides of (43) z times and after some manipulation, it becomes clear that it is sufficient to consider only infinite terms which are related to each other in the following form:

$$h(m) := \lim_{x \rightarrow 0^+} \frac{d^z G}{dx^z}(mx) = m^{-z} \gamma^{-1} = m^{\alpha-z}. \quad (44)$$

Because the convergence of (44) holds for any real sequences of $x_k \rightarrow 0^+$, we have that $h(y) = y^{\alpha-z}$ for $y \in \mathbb{M}$ where $\mathbb{M} := \{m^i \mid i \in \mathbb{Z}\}$ is a countably infinite set that is *nowhere dense* in \mathbb{R}^+ . The set on which the relation $h(y) = y^{\alpha-z}$ holds is often baptized *quantifier set* in regular variation theory.

Step 2: Quantifier set is dense in \mathbb{R}^+

We will show that $h(y) = y^{\alpha-z}$ holds on a dense subset \mathbb{L} of \mathbb{R}^+ . Define a set

$$\mathbb{L} := \{\lambda \in \mathbb{R}^+ \mid (\log \lambda)/\log m \in \mathbb{R} \setminus \mathbb{Q}\}$$

where $\mathbb{R} \setminus \mathbb{Q}$ is the set of irrational numbers. It should be clear that \mathbb{M} and \mathbb{L} are disjoint, i.e., $\mathbb{M} \cap \mathbb{L} = \emptyset$ and the set \mathbb{L} is *dense* in \mathbb{R}^+ because it can be written as $\mathbb{L} = \{m^y \in \mathbb{R}^+ \mid y \in \mathbb{R} \setminus \mathbb{Q}\}$. Let us pick *any* $\lambda \in \mathbb{L}$ in the interval (m^i, m^{i+1}) for *any* $i \in \mathbb{Z}$. Since $\frac{d^z G}{dx^z}(yx)/\frac{d^z G}{dx^z}(x)$ is monotone in y and converges to $m^{i(\alpha-z)}$ for $y = m^i$, $i \in \mathbb{Z}$, as $x \rightarrow 0^+$, there exists $x^* > 0$ such that, for all $x < x^*$, $\frac{d^z G}{dx^z}(\lambda x)/\frac{d^z G}{dx^z}(x)$ is bounded. Besides, by plugging the expression of $F_i(x)$, for $i \in \mathbb{Z}^+ \cup \{0\}$, into $G(x)$, it can be easily seen that there is

some $x_\epsilon \in \mathbb{R}^+$ such that $\frac{d^z G}{dx^z}(\lambda x)/\frac{d^z G}{dx^z}(x)$ is monotone in x on open interval $(0, x_\epsilon)$.

Let us assume that $h(\lambda) \neq \lambda^{\alpha-z}$. Note again that m and λ are given. Appealing to the boundedness and monotonicity of $\frac{d^z G}{dx^z}(\lambda x)/\frac{d^z G}{dx^z}(x)$ on some right neighborhood of $x = 0$, the assumption implies that there exists $\tilde{\alpha} \neq \alpha$ such that

$$h(\lambda) = \lim_{x \rightarrow 0^+} \frac{\frac{d^z G}{dx^z}(\lambda x)}{\frac{d^z G}{dx^z}(x)} = \lambda^{\tilde{\alpha}-z}, \quad (45)$$

which again shows that $h(\lambda^j) = \lambda^{j(\tilde{\alpha}-z)}$, $\forall j \in \mathbb{Z}$. Because $\frac{d^z G}{dx^z}$ and $\frac{d^{z+1} G}{dx^{z+1}}$ have different signs by complete monotonicity, $\frac{d^z G}{dx^z}(yx)/\frac{d^z G}{dx^z}(x)$ must be decreasing in y , irrespective of z . Thus, we have

$$m^{\alpha-z} \leq \lim_{x \rightarrow 0^+} \frac{\frac{d^z G}{dx^z}(yx)}{\frac{d^z G}{dx^z}(x)} \leq 1 \quad (46)$$

for $y \in (1, m)$. Let $y = m^{-\lfloor j(\log \lambda)/\log m \rfloor} \lambda^j$ for $j \in \mathbb{Z}$. This can be computed as

$$y = m^{j(\log \lambda)/\log m - \lfloor j(\log \lambda)/\log m \rfloor}$$

and $(\log \lambda)/\log m$ is irrational, hence the exponent is on $(0, 1)$ and y is still on the interval $(1, m)$. We now have from (44) and (45) that

$$\begin{aligned} \lim_{x \rightarrow 0^+} \frac{\frac{d^z G}{dx^z}(yx)}{\frac{d^z G}{dx^z}(x)} &= \lim_{x \rightarrow 0^+} \frac{\frac{d^z G}{dx^z}(m^{-\lfloor \frac{j \log \lambda}{\log m} \rfloor} \lambda^j x)}{\frac{d^z G}{dx^z}(\lambda^j x)} \cdot \frac{\frac{d^z G}{dx^z}(\lambda^j x)}{\frac{d^z G}{dx^z}(x)} \\ &= m^{-\lfloor \frac{j \log \lambda}{\log m} \rfloor (\alpha-z)} \lambda^{j(\tilde{\alpha}-z)} \\ &= m^{-\lfloor \frac{j \log \lambda}{\log m} \rfloor (\alpha-z) + \frac{j \log \lambda}{\log m} (\tilde{\alpha}-z)} \\ &= m^{(\frac{j \log \lambda}{\log m} - \lfloor \frac{j \log \lambda}{\log m} \rfloor) (\alpha-z)} \cdot \lambda^{j(\tilde{\alpha}-\alpha)}. \end{aligned}$$

where the key point is that the second equality follows from $\mathbb{M} \cap \mathbb{L} = \emptyset$. Since the last term belongs to the closed interval

$$\mathcal{I}(j) := [m^{\alpha-z} \lambda^{j(\tilde{\alpha}-\alpha)}, \lambda^{j(\tilde{\alpha}-\alpha)}]$$

and $\tilde{\alpha} \neq \alpha$, we must be able to pick $j \in \mathbb{Z}$ such that $\mathcal{I}(j)$ does not overlap with $[m^{\alpha-z}, 1]$. In other words, (46) does not hold any longer. This proves by contradiction that $h(y) = y^{\alpha-z}$ holds for $y \in \mathbb{L}$ that is dense in \mathbb{R}^+ .

Step 3: Applying regular variation theory

Applying the Karamata Theorem for monotone functions [12, Theorem 1.10.2] to the conclusion we obtained in Step 2 establishes that $\frac{d^z G}{dx^z}(x)$ is *regularly varying* (on the right) at the origin $x = 0$ with index $\alpha - z$. Formally speaking, $G(s)$ satisfies

$$\frac{d^z G}{ds^z}(s) \sim s^{\alpha-z} \ell^*\left(\frac{1}{s}\right) \quad \text{as } s \rightarrow 0^+, \quad (47)$$

where $\ell^*(x)$ is slowly varying at infinity $x = \infty$, i.e.,

$$\lim_{x \rightarrow \infty} \ell^*(yx) / \ell^*(x) = 1$$

for all $y \in \mathbb{R}^+$. Note that the original Karamata Tauberian Theorem in [12, Theorem 1.7.1] and [24, pp.445] cannot be applied due to the fact $\alpha - z \leq 0$. These theorems are complemented by the modified Karamata Tauberian Theorem in [12, Theorem 8.1.6] and [11], which we apply to (47) to derive (23).

G. Proof of Theorem 6

First, we have from $f_{\Omega}(-x) = 0, \forall x \in \mathbb{R}^+$ that

$$\beta := \lim_{x \rightarrow \infty} \frac{2F_{\Omega}^c(x)}{F_{\Omega}^c(x) + \int_{-\infty}^{-x} f_{\Omega}(x) dx} - 1 = 1.$$

Applying the lesser-known stable-law central limit theorem [51, Theorem 4.5.1] to the power tailedness result of Theorem 5, taken together with the fact $\beta = 1$, it follows that

$$\sum_{j=1}^{\zeta} \Omega_N(j) / \bar{\Omega} \approx \zeta + \zeta^{1/\alpha} \cdot \ell_0(\zeta) \cdot \mathbf{S}_{\alpha}(1, 1, 0) \quad (48)$$

for $\alpha \in (1, 2)$, where $\ell_0(\cdot)$ is slowly varying at infinity.

Under the time-slot scaling, i.e., $\tau = t/\Omega$, (48) corresponds to the number of time-slots during which the tagged node N transmits ζ packets. Thus from (25) Z should be approximately equal in distribution to the form

$$(N-1)\zeta\tau - \zeta c \mathbf{Y}_{\alpha}(\tau/c)$$

where $\tau = 1 + \zeta^{(1-\alpha)/\alpha} \cdot \ell_0(\zeta) \cdot \mathbf{S}_{\alpha}(1, 1, 0)$. Since $\mathbf{Y}_{\alpha}(\cdot)$ has a non-stable marginal distribution described by (26), it can be seen that $\mathbf{P}_N[Z = z|\zeta]$ takes the form of an expectation of a random probability:

$$\mathbf{P}_N[Z = z|\zeta] \approx \mathbf{E} \left[\int_{q_{-}(\tau)}^{q_{+}(\tau)} \mathbf{T} \mathbf{c}^{\tau/c}(x) dx \right]$$

where $q_{\pm}(\tau) = -\{z \mp \delta - (N-1)\zeta\tau\} / (\zeta c)$. Because τ is a random variable, defining $\tau(y) := 1 + \zeta^{(1-\alpha)/\alpha} \ell_0(\zeta) \cdot y$, we achieve the double integral equation (27).