

# Instability of super uid Ferm i gases induced by a roton-like density m ode in optical lattices

Yoshihiro Yunom ae,<sup>1</sup> D aisuke Yam am oto,<sup>1</sup> Ippei  
D anshita,<sup>2,3</sup> Nobuhiko Yokoshi,<sup>4,5</sup> and Shunji T suchiya<sup>6,5</sup>

<sup>1</sup>Department of Physics, W aseda University,  
Okubo, Shinjuku-ku, Tokyo 169-8555, Japan

<sup>2</sup>Department of Physics, Faculty of Science,  
Tokyo University of Science, Kagurazaka,  
Shinjuku-ku, Tokyo 162-8601, Japan

<sup>3</sup>Department of Physics, Boston University, Boston, MA 02215, USA

<sup>4</sup>Nanotechnology Research Institute, AIST, Tsukuba 305-8568, Japan

<sup>5</sup>CREST (JST), 4-1-8 Honcho, Saitama 332-0012, Japan

<sup>6</sup>Department of Physics, Keio University,  
3-14-1 Hiyoshi, Kohoku-ku, Yokohama 223-8522, Japan

(Dated: October 26, 2019)

## Abstract

We study the stability of superfluid Fermi gases in deep one-dimensional (1D) and two-dimensional (2D) optical lattices in the BCS-BEC crossover at zero temperature. Within the tight-binding attractive Hubbard model, we calculate the spectrum of the low-energy Anderson-Bogoliubov (AB) mode as well as the single-particle excitations in the presence of superfluid flow in order to determine the critical velocities. To obtain the spectrum of the AB mode, we calculate the density response function in the generalized random phase approximation (GRPA) applying the Green's function formalism developed by Côté and Grin to the Hubbard model. We find that the spectrum of the AB mode is separated from the particle-hole continuum having the characteristic roton-like minimum at short wavelength due to the strong charge-density-wave (CDW) fluctuations. The energy of the roton-like minimum decreases with increasing the lattice velocity and it reaches zero at the critical velocity which is smaller than the pair-breaking velocity. This indicates that the superfluid state is energetically unstable due to the spontaneous emission of the short wavelength roton-like excitations of the AB mode instead due to pair-breaking. We determine the critical velocities as functions of the interaction strength across the BCS-BEC crossover regime.

PACS numbers: 03.75.Ss, 37.10.Jk, 71.10.Fd

## I. INTRODUCTION

The recent realization of superfluidity in Fermi gases [1, 2, 3, 4, 5, 6] has opened a new research frontier in ultracold atoms [7]. A great experimental advantage of this system is the ability in controlling atomic interactions using a Feshbach resonance [8]. This allows us to access the crossover between the Bardeen-Cooper-Schrieffer (BCS)-type superfluidity and Bose-Einstein condensation (BEC) of bound molecules, which is referred to as the BCS-BEC crossover [9, 10, 11, 12, 13, 14, 15]. The study of superfluid Fermi gases in the BCS-BEC crossover is expected to offer new insights into the phenomena of superfluidity and superconductivity, which can be applied in various fields such as condensed matter physics, nuclear physics, and particle physics.

One of the most dramatic features of a superfluid system is the dissipationless superfluid flow [16]. In particular, critical velocities of superfluid flow have attracted much interest in various systems such as superfluid  $^4\text{He}$  [17], superfluid  $^3\text{He}$  [18], and atomic BECs [19, 20]. It is well known that the underlying mechanisms for the instability of dissipationless flow are different in the BCS and BEC limits in a uniform system. Namely, the instability of BCS-type superfluids is considered to be dominated by Cooper pair breaking [21], whereas the instability of Bose superfluids is induced by spontaneous emission of phonon excitations [22]. It is of interest to study how the mechanism of the instability in superfluid Fermi gases changes in the BCS-BEC crossover.

Recently, Miller et al. investigated experimentally the stability of superfluid flow in Fermi gases in shallow one-dimensional optical lattices across the BCS-BEC crossover [23]. They measured superfluid critical velocities, at which the number of condensed atoms starts to decrease, by moving the optical lattice potential through the atomic cloud for different values of interatomic interaction and lattice depth [23]. The measured critical velocities showed a crossover behavior between the BCS and BEC regimes taking a maximum value at the crossover regime [23]. Critical velocities in superfluid Fermi gases in the BCS-BEC crossover have been also addressed theoretically in several papers [24, 25, 26]. The observed crossover behavior of the critical velocities has been predicted in Ref. [24, 25]. However, most of the theoretical papers are limited within a uniform system [24] or a system in the presence of a single potential barrier [25], which cannot be directly compared with the experiment using optical lattices in Ref. [23]. In Ref. [26], sound propagation in superfluid

Fermi gases in optical lattices has been studied using the hydrodynamic approximation. However, microscopic calculation of the critical velocities of superfluid Fermi gases in optical lattices has not been worked out yet.

In this paper, we study the stability and critical velocities of superfluid Fermi gases in deep one-dimensional (1D) and two-dimensional (2D) optical lattices in the BCS-BEC crossover at zero temperature. We apply the generalized random phase approximation (GRPA) developed by Côté and Grin [27] to the attractive tight-binding Hubbard model in order to calculate the excitation spectra in the presence of a moving optical lattice. For the stability of Fermi gases in the BCS-BEC crossover, two kinds of excitations play crucial roles. One is the single-particle excitation which arises when Cooper pairs are broken. The other is the collective density fluctuation mode, the so-called Anderson-Bogoliubov (AB) mode [28, 29]. In a uniform system, the single-particle excitation induces the instability of superfluid flow in the BCS regime, while phonon excitations of the Bogoliubov mode, which corresponds to the AB mode in the BCS regime, induces the instability in the BEC regime [23, 24, 25]. We find that in deep 1D and 2D optical lattices the excitation spectrum of the AB mode has a characteristic roton-like structure and lies below the particle-hole continuum due to the strong charge-density-wave (CDW) fluctuation. The energy of the roton-like minimum decreases with increasing the superfluid velocity and it reaches zero before the particle-hole continuum does, i.e., before pair-breaking occurs. As a result, in contrast to the uniform case, the instability of superfluid flow in 1D and 2D optical lattices is induced by the roton-like excitations of the AB mode rather than by pair-breakings. We calculate the critical velocities at which spontaneous emission of the roton-like excitations occurs as functions of the interaction strength in the BCS-BEC crossover regime.

This paper is organized as follows: In Sec. II, we present the model and formalism. We introduce the tight-binding Hubbard model and the Green's function formalism for the GRPA. In Sec. III, we present the results for the stability and the critical velocities of superfluid Fermi gases in 1D and 2D optical lattices. We calculate the excitation spectra and determine critical velocities as functions of the attractive interaction. We summarize our results in Sec. IV.

## II. MODEL AND FORMALISM

In this section, we summarize the Green's function formalism applied to an attractive Hubbard model. This is necessary for the calculation of response functions in GRPA. The excitation spectra of collective modes can be obtained as the poles of the response functions. Since our major interest is in the AB mode, we calculate the density response function assuming an external field coupled with density. To discuss the stability of superfluid states, we extend the previous work for the ground state [30, 31] to the current-carrying states.

### A. Green's function formalism

We consider two-component atomic superfluid Fermi gases with equal populations loaded into optical lattices. We suppose that the optical lattice potential is moving with a constant velocity  $v$  in the laboratory frame. If the velocity of the lattice potential does not exceed the critical velocity, the Fermi gas remains stable in the laboratory frame due to its superfluidity. This situation can be described equivalently in the frame fixed with respect to the lattice potential as a superfluid Fermi gas flowing with a constant quasimomentum  $2m v$ . In the following, we describe the system in the frame fixed with respect to the lattice potential. Namely, we assume a time-independent lattice potential and a supercurrent with the quasimomentum  $2m v$ .

We assume that the optical lattice potential is sufficiently deep so that the tight-binding approximation is valid. Thus, the system can be described by a single-band Hubbard model as (we set  $\hbar = k_B = 1$ )

$$H = \sum_{\langle i,j \rangle} J c_{i\uparrow}^\dagger c_{j\uparrow} + \text{h.c.} + U \sum_i c_{i\uparrow}^\dagger c_{i\downarrow}^\dagger c_{i\downarrow} c_{i\uparrow} - \sum_i \epsilon_i c_{i\uparrow}^\dagger c_{i\uparrow} ; \quad (1)$$

where  $c_j$  is the annihilation operator of a fermion on the  $j$ -th site with pseudospin  $\sigma = \uparrow, \downarrow$ . Here,  $J$  is the nearest-neighbour hopping energy,  $U$  is the on-site interaction energy, and  $\epsilon_i$  is the chemical potential. We assume an attractive interaction between atoms ( $U < 0$ ).

In order to calculate the density response function, we introduce an artificial time-dependent external field  $P_j(t)$  which is coupled with the density. The Hamiltonian with

the external field is given by

$$K(t) = H + V(t); \quad (2)$$

$$V(t) = \sum_j P_j(t) n_j; \quad (3)$$

where  $n_j = c_j^\dagger c_j$  is the number operator. The density response function is obtained by taking a functional derivative of the single-particle Green's function by the external field. This will be carried out in Sec. II C.

We use the imaginary time Green's function technique [32]. The Heisenberg representations of the annihilation and creation operators in the imaginary time are defined as,

$$c_j(\tau) = e^{\int_0^\tau d\tau' K(\tau')} c_j e^{-\int_0^\tau d\tau' K(\tau')}; \quad (4)$$

$$c_j^\dagger(\tau) = e^{\int_0^\tau d\tau' K(\tau')} c_j^\dagger e^{-\int_0^\tau d\tau' K(\tau')}; \quad (5)$$

We introduce the normal and anomalous single-particle Green's functions, respectively, as [33]

$$G_{ij}(\tau; \tau_0) = -i T(\tau) \langle c_j^\dagger(\tau) c_i(\tau_0) \rangle; \quad (6)$$

$$F_{ij}(\tau; \tau_0) = -i T(\tau) \langle c_j(\tau) c_i^\dagger(\tau_0) \rangle; \quad (7)$$

where  $T(\tau)$  represents the time-ordering operator with respect to  $\tau$ . Using the Nambu representation [34] with

$$\begin{pmatrix} 0 & 1 \\ c_j^\dagger(\tau) & c_j(\tau) \end{pmatrix} = \begin{pmatrix} c_j^\dagger(\tau) \\ c_j(\tau) \end{pmatrix} A; \quad \begin{pmatrix} c_j^\dagger(\tau) \\ c_j(\tau) \end{pmatrix} = \begin{pmatrix} c_j^\dagger(\tau) \\ c_j(\tau) \end{pmatrix} G_{j\#}(\tau); \quad (8)$$

the single-particle Green's function can be written in the matrix form as

$$\begin{aligned} \hat{G}_{ij}(\tau; \tau_0) &= \begin{pmatrix} 0 & 1 \\ c_j^\dagger(\tau) & c_j(\tau) \end{pmatrix} T(\tau) \langle \begin{pmatrix} c_i^\dagger(\tau_0) \\ c_i(\tau_0) \end{pmatrix} \rangle \\ &= \begin{pmatrix} G_{ij}(\tau; \tau_0) & F_{ij}(\tau; \tau_0) \\ F_{ji}(\tau; \tau_0) & G_{ji}(\tau; \tau_0) \end{pmatrix} A; \end{aligned} \quad (9)$$

We note that in the absence of the external field, the Green's function at equal sites and imaginary times  $\hat{G}_{jj}(\tau; \tau)$  is given by

$$\hat{G}_{jj}(\tau; \tau) = \lim_{\tau_0 \rightarrow 0} \hat{G}_{jj}(\tau; \tau_0) \quad (10)$$

$$= \begin{pmatrix} \langle n_j \rangle & \langle n_{j\#} \rangle \\ \langle n_{j\#} \rangle & \langle n_j \rangle \end{pmatrix} A; \quad (11)$$

where  $n_j = \langle c_j^\dagger c_j \rangle$  and  $m_j = c_{j\uparrow} c_{j\downarrow}$  is the pair annihilation operator which is related to the wave function of Cooper pairs, as we discuss below.

From the equations of motion for  $c_j$  ( ) and  $c_j^\dagger$  ( ), we obtain the equation for the matrix Green's function in Eq. (9), as

$$\begin{aligned} \frac{\partial}{\partial \tau} + \epsilon_3 \hat{G}_{ij}(\tau; 0) + 2J \sum_{lm} \epsilon_{ijl} \epsilon_3 \hat{G}_{lm}(\tau; 0) \\ = \epsilon_{ij}(\tau; 0) - U \epsilon_3 \hbar T (n_i(\tau) \epsilon_i(\tau) \epsilon_j(0)) + P_i(\tau) \epsilon_3 \hat{G}_{ij}(\tau; 0); \end{aligned} \quad (12)$$

where  $\epsilon_3$  is the Pauli matrix

$$\epsilon_3 = \begin{pmatrix} 0 & 1 \\ 1 & 0 \end{pmatrix} \quad A : \quad (13)$$

The non-interacting Green's function  $\hat{G}_{ij}^0(\tau; 0)$  satisfies

$$\frac{\partial}{\partial \tau} + \epsilon_3 \hat{G}_{ij}^0(\tau; 0) + 2J \sum_{lm} \epsilon_{ijl} \epsilon_3 \hat{G}_{lm}^0(\tau; 0) = \epsilon_{ij}(\tau; 0); \quad (14)$$

From Eqs. (12) and (14), the Green's function satisfies the Dyson equation

$$\begin{aligned} \hat{G}_{ij}(\tau; 0) = \hat{G}_{ij}^0(\tau; 0) \\ + \sum_{lm} \int_0^\tau d\tau_1 \int_0^{\tau_1} d\tau_2 \hat{G}_{il}^0(\tau; \tau_1) \epsilon_{lm}(\tau_1; \tau_2) \hat{G}_{mj}(\tau_2; 0) \\ + \sum_{l1} \int_0^\tau d\tau_1 \hat{G}_{il}^0(\tau; \tau_1) P_1(\tau_1) \epsilon_3 \hat{G}_{lj}(\tau_1; 0); \end{aligned} \quad (15)$$

where  $\tau = 1/T$  and  $T$  is the temperature. In Eq. (15), the self-energy  $\hat{\epsilon}_{ij}(\tau; 0)$  is given by

$$\hat{\epsilon}_{ij}(\tau; 0) = U \epsilon_3 \sum_{l1} \int_0^\tau d\tau_1 \hbar T (n_i(\tau) \epsilon_i(\tau) \epsilon_l(\tau_1)) \hat{G}_{lj}(\tau_1; 0)^{-1}; \quad (16)$$

Here, we introduced the inverse matrix Green's function  $(\hat{G}_{ij}(\tau; 0))^{-1}$ , which satisfies

$$\sum_{l1} \int_0^\tau d\tau_1 \hat{G}_{il}(\tau; \tau_1) (\hat{G}_{lj}(\tau_1; 0))^{-1} = \epsilon_{ij}(\tau; 0); \quad (17)$$

Using Eq. (17), the Dyson equation (15) can be simplified as

$$(\hat{G}_{ij}(\tau; 0))^{-1} = (\hat{G}_{ij}^0(\tau; 0))^{-1} - \hat{\epsilon}_{ij}(\tau; 0) - P_i(\tau) \epsilon_3 \epsilon_{ij}(\tau; 0); \quad (18)$$

To calculate the self-energy in Eq. (16), we use the Hartree-Fock-Gorkov (HFG) approximation [27, 33]

$$\text{Tr} (n_1(\mathbf{r}_2) \mathbf{G}_{ij}(\mathbf{r}_1) \mathbf{G}_{ij}(\mathbf{r}_2)) = \text{Tr} (n_1(\mathbf{r}_2) \mathbf{G}_{ij}(\mathbf{r}_1) + \mathbf{G}_{ij}(\mathbf{r}_2) \mathbf{G}_{ij}(\mathbf{r}_1)): \quad (19)$$

Thus, the self-energy in the HFG approximation is given by

$$\begin{aligned} \hat{\mathbf{G}}_{ij}(\mathbf{r}; 0) &= \hat{\mathbf{G}}_{ij}^{\text{HFG}}(\mathbf{r}; 0) \\ &= U \text{Tr} (n_1(\mathbf{r}) \mathbf{G}_{ij}(\mathbf{r}) \mathbf{G}_{ij}(\mathbf{r})) = 0: \end{aligned} \quad (20)$$

In the presence of supercurrent with velocity  $\mathbf{v}$ , Cooper pairs are Bose-condensed into the state with the center of mass quasimomentum  $\mathbf{q} = 2m\mathbf{v}$ . Since the anomalous Green's function  $F_{ij}(\mathbf{r}; 0)$  can be regarded as the wave function of Cooper pairs [3], it can be written as

$$\begin{aligned} F_{ij}(\mathbf{r}; 0) &= \langle \psi_i | \psi_j \rangle \\ &= \frac{v}{2\pi} e^{2im\mathbf{v} \cdot \mathbf{r}_{ij}}; \end{aligned} \quad (21)$$

where  $v$  is the superfluid gap and  $\mathbf{r}_{ij}$  is the location of the  $j$ -th site. The exponential factor on the right hand side of Eq. (21) describes the supercurrent with quasimomentum  $2m\mathbf{v}$ .

In the presence of the supercurrent, the normal and anomalous Green's functions can be written as

$$G_{ij}(\mathbf{r}; 0) = e^{im\mathbf{v} \cdot \mathbf{r}_{ij}} \tilde{G}_{ij}(\mathbf{r}; 0); \quad (22)$$

$$F_{ij}(\mathbf{r}; 0) = e^{2im\mathbf{v} \cdot \mathbf{R}_{ij}} \tilde{F}_{ij}(\mathbf{r}; 0); \quad (23)$$

respectively, where  $\mathbf{r}_{ij} = \mathbf{r}_i - \mathbf{r}_j$  is the relative coordinate and  $\mathbf{R}_{ij} = (\mathbf{r}_i + \mathbf{r}_j)/2$  is the center of mass coordinate of the Cooper pair. Here,  $\tilde{G}_{ij}(\mathbf{r}; 0)$  and  $\tilde{F}_{ij}(\mathbf{r}; 0)$  are functions of  $\mathbf{r}_{ij}$ .

To eliminate the phase factors associated with the supercurrent, it is convenient to introduce an operator  $\tilde{\psi}_j(\mathbf{r})$  and a matrix Green's function  $\hat{\mathbf{G}}_{ij}(\mathbf{r}; 0)$  as,

$$\tilde{\psi}_j(\mathbf{r}) = \begin{pmatrix} c_j(\mathbf{r}) e^{im\mathbf{v} \cdot \mathbf{r}_{ij}} \\ c_{j\#}(\mathbf{r}) e^{im\mathbf{v} \cdot \mathbf{r}_{ij}} \end{pmatrix} \mathbf{A} = \hat{\psi}_j(\mathbf{r}); \quad (24)$$

$$\begin{aligned} \hat{\mathbf{G}}_{ij}(\mathbf{r}; 0) &= \text{Tr} (\tilde{\psi}_i(\mathbf{r}) \tilde{\psi}_j^\dagger(\mathbf{r})) \\ &= \begin{pmatrix} \hat{G}_{ij}(\mathbf{r}; 0) & \hat{F}_{ij}(\mathbf{r}; 0) \\ \hat{F}_{ij}(\mathbf{r}; 0) & \hat{G}_{ji\#}(\mathbf{r}; 0) \end{pmatrix} \mathbf{A}; \end{aligned} \quad (25)$$



where the matrix  $\hat{U}_j$  for the unitary transformation between  $\hat{G}$  and  $\hat{G}^0$  is given by

$$\hat{U}_j = \begin{pmatrix} 0 & 1 \\ e^{im_j v_j} & 0 \end{pmatrix} A : \quad (26)$$

Using Eq. (11) and (25), in the absence of the external field,  $\hat{G}_{jj}(\mathbf{r}; \omega)$  reduces to

$$\hat{G}_{jj}(\mathbf{r}; \omega) = \begin{pmatrix} 0 & 1 \\ \ln_{j\#i} & \ln_{j\#i} \end{pmatrix} A : \quad (27)$$

In the following subsections, we derive equations for  $\hat{G}$ .

### B. Equilibrium Green's function

In this subsection, we calculate the equilibrium Green's function in the absence of the external field  $P_j(t)$  within the HFG approximation introduced in Eq. (19).

Since  $\hat{G}_{ij}(\mathbf{r}; \omega)$  in Eq. (25) is a function of  $\mathbf{r}_{ij}$ , we define the Fourier transform of the Green's function as

$$\hat{G}_{ij}(\mathbf{r}; \omega) = \frac{1}{M} \sum_{\mathbf{k}; i_n} e^{i\mathbf{k} \cdot \mathbf{r}_{ij} - i\omega t_n} \hat{G}_k(i_n); \quad (28)$$

where  $M$  is the number of lattice sites and  $\omega_n = (2n + 1)\pi/\beta$  is the Fermi Matsubara frequency. We note that  $\hat{G}_{ij}(\mathbf{r}; \omega)$  cannot be expanded as Eq. (28), because the phase factor in Eq. (23) describing the supercurrent depends on the center of mass coordinate  $\mathbf{R}_{ij}$ .

From Eq. (15), we obtain the Dyson equation in Fourier space in the absence of the external field as

$$\hat{G}_k(i_n) = \hat{G}_k^0(i_n) + \hat{G}_k^0(i_n) \hat{\Sigma}_k(i_n) \hat{G}_k(i_n); \quad (29)$$

Here,  $\hat{\Sigma}_k(i_n)$  is the Fourier transform of  $\hat{\Sigma}_{ij}(\mathbf{r}; \omega) = \hat{U}_i^\dagger \hat{\Sigma}_{ij}(\mathbf{r}; \omega) \hat{U}_j$ . In Eq. (29), the unperturbed Green's function  $\hat{G}_k^0(i_n)$  is given by

$$\hat{G}_k^0(i_n) = \begin{pmatrix} 0 & 1 \\ \frac{1}{i\omega_n - \epsilon_{k+m} v} & 0 \end{pmatrix} A; \quad (30)$$

where  $\epsilon_k = 2J^P (1 - \cos kd)$  is the kinetic energy,  $k$  is the index for spatial dimension, and  $d$  is the lattice constant. From Eq. (19), we obtain the self-energy in Eq. (29) as

$$\hat{\Sigma}_k(i!_n) = \begin{pmatrix} 0 & 1 \\ 0 & 0 \end{pmatrix} v A; \quad (31)$$

In deriving Eq. (31), we shifted the chemical potential by the Hartree-Fock energy  $nU=2$ , where  $n$  is the average number of atoms per site.

By solving Eq. (29) with the self-energy in Eq. (31), we obtain the single-particle Green's function as

$$\hat{G}_k(i!_n) = \frac{\hat{A}_k}{i!_n - E_k^+} + \frac{\hat{B}_k}{i!_n - E_k}; \quad (32)$$

where

$$\hat{A}_k = \begin{pmatrix} 0 & 1 \\ u_k^2 & u_k v_k \end{pmatrix} A; \quad (33)$$

$$\hat{B}_k = \begin{pmatrix} 0 & 1 \\ u_k v_k & j_k j \end{pmatrix} A; \quad (34)$$

$$u_k^2 = \frac{1}{2} \left( 1 + \frac{k}{E_k} \right); \quad (35)$$

$$j_k j = \frac{1}{2} \left( 1 - \frac{k}{E_k} \right); \quad (36)$$

Here, the single-particle excitation energy is given by

$$E_k = \epsilon_k \pm E_k; \quad (37)$$

where  $E_k = \sqrt{\epsilon_k^2 + j^2 v^2}$ ,  $\epsilon_k = (\epsilon_{k+mv} + \epsilon_{k-mv})/2$ , and  $k = (\epsilon_{k+mv} - \epsilon_{k-mv})/2$ . Equation (37) explicitly shows that  $E_k$  depend on the superfluid velocity  $v$ . The single-particle excitation spectrum in Eq. (37) is shown in Fig. 1 for different superfluid velocities. In Fig. 1, the energy gap for  $k < 0$  becomes smaller as  $v$  increases. When the energy gap reaches zero, pair-breaking occurs, i.e.,  $v = v_{pb}$  where  $v_{pb}$  is the pair-breaking velocity [35].

We determine the superfluid gap  $\Delta_v$  and the chemical potential  $\mu$  by solving self-consistently the number equation

$$n = \frac{2}{M} \sum_k (u_k^2 - j_k j) f(E_k^+) + j_k j; \quad (38)$$

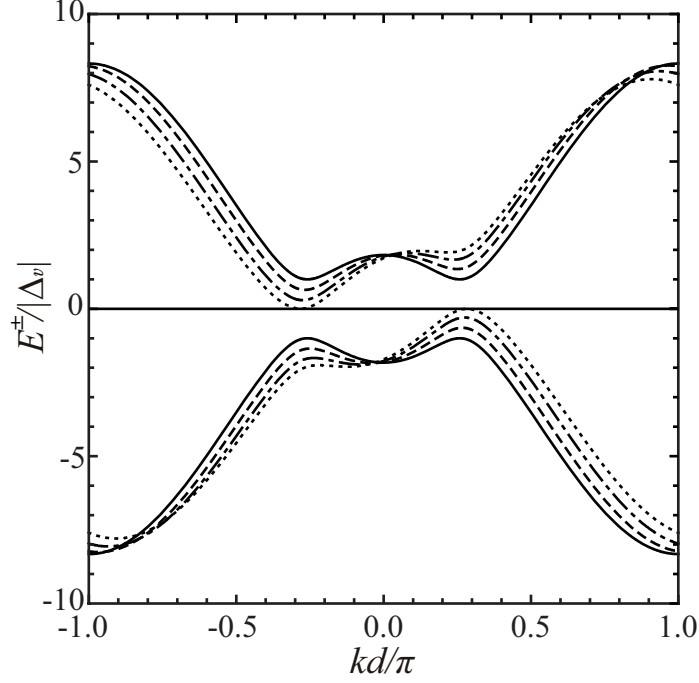


FIG. 1: Single-particle excitation spectra  $E_k^+$  (upper curves) and  $E_k^-$  (lower curves) in 1D optical lattices, when the superfluid velocity  $v$  is 0 (solid line), 0.1 (dashed line), 0.2 (dash-dotted line), and 0.289 (dotted line). We set  $U=J=2.0$  and  $n=0.5$ .

and the gap equation

$$v = \frac{U}{M} \sum_k u_k v_k \frac{1}{1 - 2f(E_k^+)} : \quad (39)$$

Equations (38) and (39) are obtained from the diagonal and off-diagonal elements of the Green's function in Eq. (32). Here,  $f(\epsilon) = 1/(\exp(\epsilon/T) + 1)$  is the Fermi distribution function. This scheme of solving Eqs. (38) and (39) selfconsistently interpolates the weak coupling BCS limit and strong coupling BEC limit at low temperature when the fluctuation effect due to pairs with finite center of mass momentum can be neglected [10]. Throughout the work including the calculation of  $v$  and  $\Delta$ , we assume  $T = 0$ .

### C. Response function

In this subsection, we calculate the density response function. The density response function can be derived by taking a functional derivative of the density by the external field

as

$$\chi_{ij}(\mathbf{r}; \omega) = \frac{\langle n_i(\mathbf{r}) \rangle}{P_j(\omega)}; \quad (40)$$

Here, we introduce the three-point correlation function  $\hat{L}_{ijl}(\mathbf{r}; \omega; \omega_l)$  as

$$\hat{L}_{ijl}(\mathbf{r}; \omega; \omega_l) = \frac{\hat{G}_{ij}(\mathbf{r}; \omega)}{P_l(\omega_l)}; \quad (41)$$

where  $\hat{G}_{ij}(\mathbf{r}; \omega) = \chi_3 \hat{G}_{ij}(\mathbf{r}; \omega)$ . Using Eq. (41), the density response function can be written as

$$\begin{aligned} \chi_{ij}(\mathbf{r}; \omega) &= \langle \text{HF}(\hat{n}_i(\mathbf{r}) \hat{n}_j(\omega)) \rangle \\ &= L_{ij}^{11}(\mathbf{r}; \omega) + L_{ij}^{22}(\mathbf{r}; \omega); \end{aligned} \quad (42)$$

where  $\hat{n}_i(\mathbf{r}) = \hat{n}(\mathbf{r}) - \langle \hat{n}(\mathbf{r}) \rangle$  is the density fluctuation operator and

$$\hat{L}_{ij}(\mathbf{r}; \omega) = \lim_{\omega_l \rightarrow 0} \hat{L}_{ijl}(\mathbf{r}; \omega; \omega_l); \quad (43)$$

In deriving Eq. (42), we used the functional differentiation of the single-particle Green's function by the external field as,

$$\frac{\hat{G}_{ij}(\mathbf{r}; \omega)}{P_l(\omega_l)} = \langle \text{HF}(\hat{\psi}_i(\mathbf{r}) \hat{\psi}_j^\dagger(\omega) n_l(\omega_l)) \rangle + \hat{G}_{ij}(\mathbf{r}; \omega) \langle n_l(\omega_l) \rangle; \quad (44)$$

We note that Eq. (44) is valid within the linear-response regime.

We derive the equation of motion for the three-point correlation function  $\hat{L}$ . Differentiating Eq. (17) with respect to the external field, we obtain

$$\begin{aligned} \frac{\hat{G}_{ij}(\mathbf{r}; \omega)}{P_l(\omega_l)} &= \sum_{m,n}^X \sum_{\omega_0}^Z d_2 d_3 \hat{G}_{im}(\mathbf{r}; \omega_2) \frac{\hat{\psi}_{mn}(\omega_2; \omega_3)}{P_l(\omega_l)} \hat{G}_{nj}(\mathbf{r}; \omega_3) \\ &+ \sum_m^X \sum_{\omega_0}^Z d_2 \hat{G}_{im}(\mathbf{r}; \omega_2) \frac{P_m(\omega_2)}{P_l(\omega_l)} \hat{\chi}_3 \hat{G}_{mj}(\mathbf{r}; \omega_2); \end{aligned} \quad (45)$$

Using the HFG approximation in Eq. (19), the three-point correlation function satisfies

$$\begin{aligned} \hat{L}_{ijl}(\mathbf{r}; \omega; \omega_l) &= \hat{L}_{ijl}^0(\mathbf{r}; \omega; \omega_l) + U \sum_m^X \sum_{\omega_0}^Z d_2 \hat{G}_{im}(\mathbf{r}; \omega_2) \hat{G}_{mj}(\mathbf{r}; \omega_2; \omega_l) \chi_{ml}(\omega_2; \omega_l) \\ &+ U \sum_m^X \sum_{\omega_0}^Z d_2 \hat{G}_{im}(\mathbf{r}; \omega_2) \hat{L}_{ml}(\mathbf{r}; \omega_2; \omega_l) \hat{G}_{mj}(\mathbf{r}; \omega_2; \omega_l); \end{aligned} \quad (46)$$

where the lowest-order correlation function is given by  $\hat{L}_{ijl}^0(\mathbf{r}; \mathbf{0}; \mathbf{r}_1) = \hat{G}_{il}(\mathbf{r}; \mathbf{r}_1) \hat{G}_{lj}(\mathbf{r}_1; \mathbf{0})$ . Thus, the density response function can be obtained by solving Eq. (46) which is referred to as the GRPA equation [27].

To see the diagrammatic structure of Eq. (46) more clearly, it is useful to rewrite Eq. (46) in terms of the irreducible correlation function

$$\hat{L}_{ijl}(\mathbf{r}; \mathbf{0}; \mathbf{r}_1) = \hat{L}_{ijl}^0(\mathbf{r}; \mathbf{0}; \mathbf{r}_1) + U \sum_m \int_0^Z d_2 \hat{G}_{im}(\mathbf{r}; \mathbf{r}_2) \hat{L}_{m1}(\mathbf{r}_2; \mathbf{r}_1) \hat{G}_{mj}(\mathbf{r}_2; \mathbf{0}); \quad (47)$$

Using Eq. (47), Eq. (46) reduces to

$$\hat{L}_{ijl}(\mathbf{r}; \mathbf{0}; \mathbf{r}_1) = \hat{L}_{ijl}^0(\mathbf{r}; \mathbf{0}; \mathbf{r}_1) + U \sum_m \int_0^Z d_2 \hat{L}_{ijm}(\mathbf{r}; \mathbf{0}; \mathbf{r}_2) \hat{L}_{m1}(\mathbf{r}_2; \mathbf{r}_1); \quad (48)$$

It is clear from Eq. (47) that  $\hat{L}$  includes the ladder diagrams. On the other hand, Eq. (48) includes the bubble diagrams which lead to the random-phase-approximation (RPA) [27]. In a homogeneous system, the contribution from the bubble diagrams for an attractive interaction can be neglected [27]. However, in our lattice system, since the bubble diagrams induce the instability due to the CDW fluctuation, it is crucial for the analysis of the stability of the system to keep the bubble diagrams in Eq. (48). We compare the excitation spectra with and without the contribution from the bubble diagrams and give a detailed discussion of the effects of the CDW fluctuations on the stability of the system in Sec. III.

We solve the GRPA equations (47) and (48) to calculate the density response function in Eq. (40). We define the Fourier transform of  $\hat{L}_{ij}(\mathbf{r}; \mathbf{0})$  as

$$\hat{L}_{ij}(\mathbf{r}; \mathbf{0}) = \frac{1}{M} \sum_{\mathbf{q}; n} e^{i\mathbf{q} \cdot \mathbf{r}_j - i\mathbf{n} \cdot (\mathbf{0})} \hat{L}_{\mathbf{q}}(i_n); \quad (49)$$

where  $\mathbf{n} = 2\mathbf{n} = \mathbf{r}$  is the Bose Matsubara frequency. From Eq. (42), the Fourier component of the density response function is given by  $\hat{L}_{\mathbf{q}}(i_n) = L_{\mathbf{q}}^{11}(i_n) + L_{\mathbf{q}}^{22}(i_n)$ .

The Fourier transforms of the GRPA equations (47) and (48) are represented as

$$\hat{L}_{\mathbf{q}}(i_n) = \hat{L}_{\mathbf{q}}^0(i_n) + \frac{U}{M} \sum_{\mathbf{k}; i_n} \hat{G}_{\mathbf{k}}(i_n) \hat{L}_{\mathbf{q}}(i_n) \hat{G}_{\mathbf{k}-\mathbf{q}}(i_n - i_n); \quad (50)$$

and

$$\hat{L}_{\mathbf{q}}(i_n) = \hat{L}_{\mathbf{q}}^0(i_n) + U \hat{L}_{\mathbf{q}}(i_n) \hat{L}_{\mathbf{q}}(i_n); \quad (51)$$

respectively, where

$$\hat{L}_q^0(i_n) = \frac{1}{M} \sum_{k; i_n} \hat{G}_k(i_n) \hat{G}_{k-q}(i_n - i_n) : \quad (52)$$

In order to rewrite Eqs. (50) and (51) in simpler forms, we define a column vector  $L_q(i_n)$  as

$$L_q(i_n) = \begin{pmatrix} 0 \\ L^{11} \\ L^{12} \\ L^{21} \\ L^{22} \end{pmatrix} : \quad (53)$$

Here, we have used the notation  $L = L_q(i_n)$ . The same notation is adapted for  $L_q(i_n)$  and  $L_q^0(i_n)$ . In addition, we define a  $4 \times 4$  matrix  $\hat{D}$  as

$$\hat{D}_q(i_n) = \begin{pmatrix} 0 & D^{1111} & D^{1121} & D^{1211} & D^{1221} \\ D^{1112} & D^{1122} & D^{1212} & D^{1222} \\ D^{2111} & D^{2121} & D^{2211} & D^{2221} \\ D^{2112} & D^{2122} & D^{2212} & D^{2222} \end{pmatrix} ; \quad (54)$$

where

$$D_q(i_n) = \frac{1}{M} \sum_{k; i_n} G_{k+q}(i_n + i_n) G_k(i_n) : \quad (55)$$

From Eq. (55),  $\hat{D}$  describes a single bubble diagram of a particle-hole excitation. Thus, Eqs. (50) and (51) can be written in the matrix forms as

$$L_q(i_n) = L_q^0(i_n) - U \hat{D}_q(i_n) L_q(i_n); \quad (56)$$

$$L_q(i_n) = L_q(i_n) + U L_q(i_n) \chi_q(i_n); \quad (57)$$

respectively. Solving Eq. (56), we obtain

$$L_q(i_n) = \hat{I} + U \hat{D}_q(i_n)^{-1} L_q^0(i_n) : \quad (58)$$

Here,  $\hat{I}$  is the  $4 \times 4$  unit matrix. After the analytic continuation  $i_n \rightarrow \omega + i\eta$  (we take the limit  $\eta \rightarrow 0$  after the calculation), we obtain the density response function, as

$$\chi_q(\omega) = \frac{L_q(\omega)_1 + L_q(\omega)_4}{1 - U [L_q(\omega)_1 + L_q(\omega)_4]} : \quad (59)$$

The excitation spectrum of the AB mode is obtained from the pole of Eq. (59).

If we only take into account the ladder diagrams,  $S_q(\omega)$  reduces to

$$L_q(\omega) = L_q(\omega)_1 + L_q(\omega)_4 : \quad (60)$$

Equation (60) shows that the pole of  $L_q(\omega)$  coincides with that of  $L_q(\omega)_1$  which is obtained from the condition  $j\hat{L} + U\hat{D}_q(\omega)j = 0$  in Eq. (58).

We calculate the single bubble diagram  $\hat{D}_q(\omega)$  in Eq. (55). Substituting Eq. (32) into Eq. (55), we obtain

$$\begin{aligned} D_q(\omega) = & \frac{1}{M} \sum_k A_{k+q} A_k \frac{f(E_k^+) - f(E_{k+q}^+)}{i + E_k^+ - E_{k+q}^+} + B_{k-q} B_k \frac{f(E_k^+) - f(E_{k-q}^+)}{i + E_k^+ - E_{k-q}^+} \\ & + A_{k-q} B_k \frac{1}{i} \frac{f(E_k^+) - f(E_{k+q}^+)}{E_k^+ - E_{k+q}^+} + B_{k+q} A_k \frac{1}{i} \frac{f(E_k^+) - f(E_{k-q}^+)}{i + E_k^+ - E_{k-q}^+} \end{aligned} \quad (61)$$

where  $\hat{A} = \hat{A}_3$  and  $\hat{B} = \hat{B}_3$ . In deriving Eq. (61), we used  $E_k = E_k^+$ . We assume  $E_k^+ > 0$ , because we are interested in the stability of Fermi gases before the pair-breaking sets in, i.e.,  $|j| < |j_{pb}|$ . At  $T = 0$ , the first and second terms in Eq. (61) vanish from this condition. The density response functions in Eqs. (59) and (60) are calculated by using Eqs. (58) and (61).

From Eq. (61), the spectrum of the particle-hole excitation is given by

$$\omega_q^{ph}(k) = E_k^+ + E_{k+q}^+ : \quad (62)$$

For fixed  $q$ ,  $\omega_q^{ph}(k)$  makes a continuum for different  $k$ , as shown in Fig. 2. The upper and lower boundaries of the particle-hole continuum are given by  $\min_k \omega_q^{ph}(k)$  and  $\max_k \omega_q^{ph}(k)$ , respectively.

### III. RESULTS

In this section, by calculating the excitation spectra of the AB mode and the single-particle excitation, we discuss the stability of superfluid flow, and determine the critical velocities of superfluid Fermi gases in 1D and 2D optical lattices. For this purpose, we calculate the dynamic structure factor  $S_q(\omega) = -\text{Im}(\chi_q(\omega))$ , which describes the response of the system to density perturbations with momentum  $q$  and frequency  $\omega$ . The dynamic

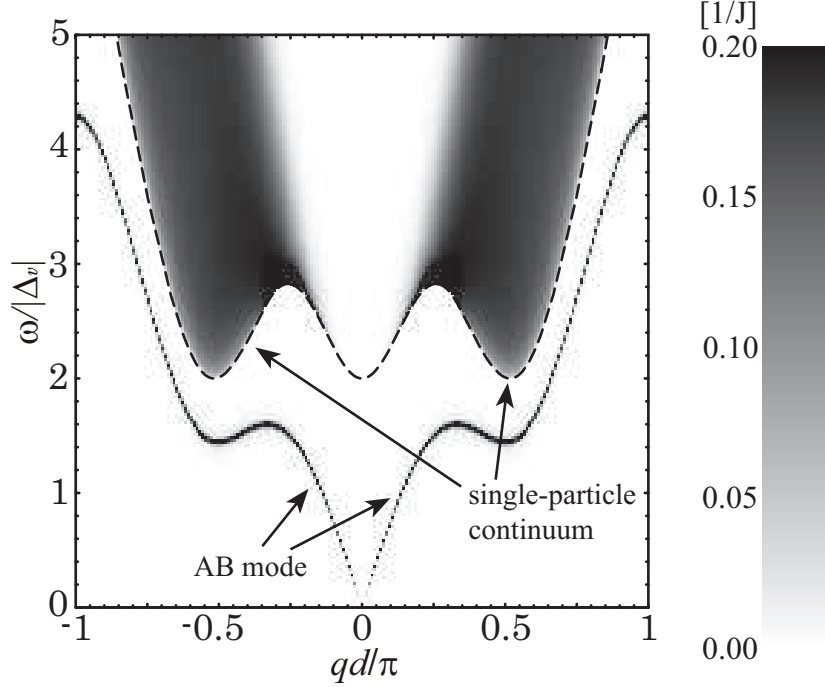


FIG. 2: Dynamic structure factor  $S_q(\omega)$  in 1D optical lattices. The upper gray region and the lower curve correspond to the particle-hole continuum and the AB mode spectrum, respectively. The dashed line is the lower boundary of the single-particle continuum. We set  $n = 0.5$  (quarter filling),  $U = 2.0J$ , and  $v = 0$ . The superfluid gap and chemical potential are  $\epsilon_v = 0.409J$  and  $\mu = 0.624J$ . Here, in numerical calculation,  $\eta$  is set to be small but finite ( $1.0 \times 10^{-4}$ ) so that the peak of the AB mode spectrum has a small finite width.

structure factor can be directly measured in experiments by using Bragg spectroscopy [36, 37].

In Fig. 2, we show the dynamic structure factor  $S_q(\omega)$  in 1D optical lattices to illustrate the basic properties of the excitation spectra. One clearly sees that the AB mode spectrum lies below the particle-hole continuum. In addition, the AB mode spectrum has a characteristic structure with local minima at short wavelengths which is similar to the roton spectrum in superfluid  $^4\text{He}$  [38]. Then, it is expected that as the superfluid velocity increases the energy of one of the roton-like minima decreases and it reaches zero before the lower-boundary of the particle-hole continuum does. This indicates that the instability may be induced by the roton-like excitations of the AB mode rather than by the single-particle excitations, because the single-particle excitations start to have negative energies when the



particle-hole continuum reaches zero energy [24]. Indeed, we will show that this is the case in both 1D and 2D optical lattices in the remainder of this section.

We note that this AB mode inducing instability does not occur in superfluid Fermi gases in uniform three-dimensional (3D) systems. It was found that the instability of superfluid Fermi gases in uniform 3D systems is induced by pair-breaking [23, 24] which is associated with the appearance of single-particle excitations with negative energies. In this case, the AB mode spectrum merges into the particle-hole continuum in contrast with the behavior in Fig. 2 where the AB mode spectrum is separated from the particle-hole continuum. As a result, the particle-hole continuum reaches zero energy before the phonon part of the AB mode spectrum starts to have negative energy as the superfluid velocity increases. This leads to the instability induced by single-particle excitations, i.e., by pair-breaking. The roton-like structure of the AB mode spectrum also appears in a uniform 1D system due to strong CDW fluctuation [39].

In the following, we first calculate the pair-breaking velocity  $v_{pb}$ . We next discuss the behavior of the AB mode spectrum in 1D and 2D optical lattices by calculating the dynamic structure factor  $S_q(\omega)$ . To discuss the excitation spectra, we only show the lower boundary of the particle-hole continuum and the peak of the AB mode spectrum in  $S_q(\omega)$ , because other details are not necessary for determining the critical velocities.

#### A. Pair-breaking velocity

In this subsection, we calculate the pair-breaking velocity  $v_{pb}$ , which can be analytically obtained from the condition that the lower boundary of the particle-hole continuum reaches zero energy, i.e.,  $\min_k [\epsilon_q^{ph}(k)] = 0$  [24].

In 1D case, the pair-breaking velocity is given by [35]

$$v_{pb} = \frac{1}{m d} \sin^{-1} \left( \frac{j_v j}{4J} \right) \quad (63)$$

In 2D case, when the supercurrent is flowing in the  $(\pi; 0)$  and  $(0; \pi)$  directions, the pair-breaking velocities are calculated as

$$v_{pb} = \frac{p}{2m d} \sin^{-1} \left( \frac{j_v j}{8J} \right) \quad (64)$$

and

$$v_{pb} = \begin{cases} \frac{1}{m d} \sin^{-1} \left( \frac{j_v j}{4J} \right) ; & (j_v < 2J); \\ \frac{1}{m d} \sin^{-1} \left( \frac{j_v j}{2J} \right) ; & (j_v > 2J); \end{cases} \quad (65)$$

respectively. We address the stability of superfluid states in these two cases in Sec. III C.

Since the order parameter and chemical potential depend on the superfluid velocity  $v$ , we must determine  $v_{pb}$  by solving Eqs. (63), (64) or (65) self-consistently with Eqs. (38) and (39). In the BCS limit ( $j_v \ll J$ ),  $v_{pb}$  approaches zero, because  $j_v j$  becomes small. On the other hand, if  $j_v j$  is so large that  $j_v j$  is larger than the denominator in  $\sin^{-1}$  in Eq. (63)–(65),  $v_{pb}$  is not definable.

### B. Stability in 1D optical lattices

In this subsection, we study the stability of superfluid Fermi gases in 1D optical lattices. In Fig. 3, we show the dynamic structure factor  $S_q(\omega)$  in 1D optical lattices. It is clearly seen in Fig. 3 that the AB mode has a gapless and linear dispersion in the long-wavelength limit ( $j_d j \ll 1$ ), which is consistent with the fact that the AB mode is a Nambu-Goldstone mode [34]. We obtain the analytic form of the phonon-like dispersion relation in the long-wavelength limit ( $j_d j \ll 1$ ), as

$$\omega_q = \frac{d(2J \cos(mvd)) \tan(mvd)q}{1 + \frac{1}{(1 + (v_F^2 - j_v^2)(\cos^2(mvd) + (1 + \tan^2(mvd)))j_d j}} \quad (66)$$

where  $v_F = 2Jd \sin(k_F d) \cos(mvd)$ ,  $k_F = j \cos^{-1}[(2J \cos(mvd)) / (2J \cos(mvd))]j_d$ ,  $\mu = N_0 U$ , and  $N_0 = d(\mu/v_F)^{1/3}$ . The details of the derivation of Eq. (66) are summarized in the Appendix. When  $v = 0$ , Eq. (66) in the BCS limit ( $j_v j \ll 1$ ) reduces to the well-known form  $\omega_q = \frac{1}{v_F} \sqrt{1 + N_0 U j_d j}$ , which was first obtained by Anderson for a uniform 3D system [28, 30] (the dispersion has the coefficient  $1 = \frac{1}{3}$  in 3D case). We note that Eq. (66) is different from the dispersion relation obtained in Ref. [26] by using the hydrodynamic and tight-binding approximations.

As we pointed out earlier, in Fig. 3, it is clearly seen that the excitation spectrum of the AB mode lies below the particle-hole continuum, and the AB mode spectrum has roton-like

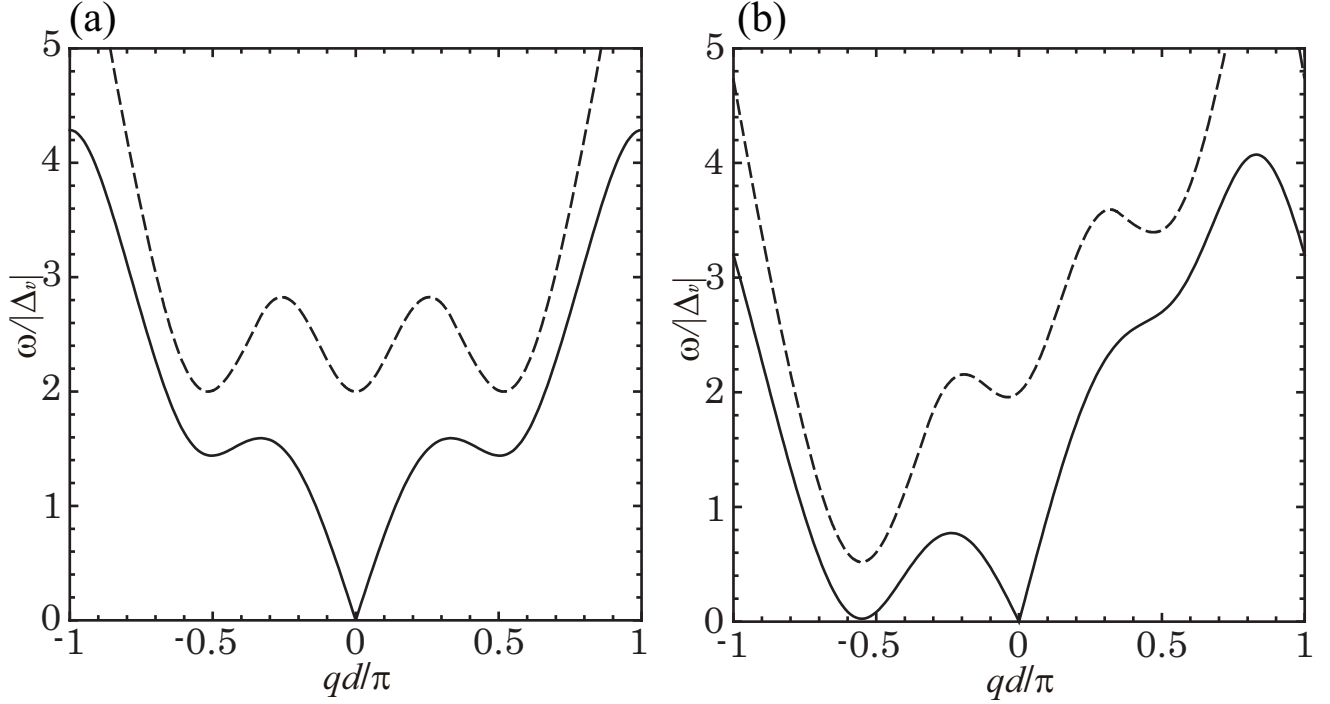


FIG. 3: Excitation spectra in 1D optical lattices for (a) current-free ( $v = 0$ ) and (b) current-carrying ( $v = 0.21md$ ) cases. The solid line and the dashed line represent the spectrum of the AB mode which corresponds to the  $\omega$ -function peak of  $S_q(\omega)$  and the lower boundary of the particle-hole continuum, respectively. We set  $n = 0.5$  (quarter filling) and  $U = 2.0J$ . The superfluid gap and chemical potential are (a)  $j_{\text{v}}j = 0.409J$  and  $\mu = 0.624J$ , and (b)  $j_{\text{v}}j = 0.420J$  and  $\mu = 0.655J$ .

minimum at  $|\mathbf{q}|' = 2k_F^0$  ( $k_F^0 = n/(2d)$  is the Fermi wave number in a non-interacting 1D system). As  $v$  increases, the whole spectrum leans towards the left side and the energy of the roton-like minimum with  $q < 0$  decreases as shown in Fig. 3(b). As a result, at a certain velocity  $v_c$ , the roton-like minimum reaches zero energy, but this occurs before the lower boundary of the particle-hole continuum does. According to the Landau criterion [22], this indicates that the spontaneous emission of roton-like excitations of the AB mode is induced when  $v > v_c$ , before pair-breaking occurs at  $v_{pb}$ . Thus, the critical velocity is given by  $v_c$  at which the superfluid flow is destabilized due to the spontaneous emission of roton-like excitations of the AB mode. We note that the phonon part of the AB mode spectrum becomes negative at a certain velocity larger than  $v_{pb}$ . This means that phonon excitations of the AB mode are irrelevant to the critical velocities.

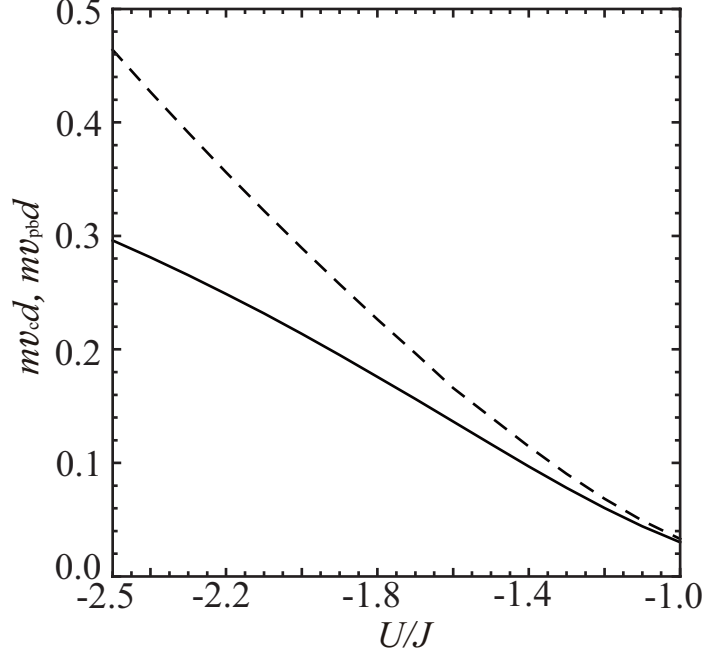


FIG. 4: Critical velocity  $v_c$  (solid line) and pair-breaking velocity  $v_{pb}$  (dashed line) as functions of  $U=J$  in 1D lattices. We set  $n = 0.5$  (quarter-filling).

This instability driven by negative energy roton-like excitations of the AB mode corresponds to the energetic instability called Landau instability. Another type of instability of superfluid called dynamical instability was also proposed for Fermi gases in optical lattices [26, 40]. Dynamical instability is associated with the appearance of complex energy excitations which was first observed in Bose condensates in optical lattices [41]. We note that in the present case, the spectrum of the AB mode obtained from the density response function is always real and we do not find any parameter region where complex energy excitation appears.

In Fig. 4, we show  $v_c$  and  $v_{pb}$  as functions of  $U=J$  in the BCS-BEC crossover region. One clearly sees that  $v_c$  is smaller than  $v_{pb}$ . We confirmed that  $v_c$  is smaller than  $v_{pb}$  in the entire BCS region ( $-1 \leq U=J < 0$ ). Thus, the instability is always induced by the roton-like excitations in these regions. The difference between  $v_c$  and  $v_{pb}$  increases with increasing  $|J|/J$  when one approaches the BEC regime. In addition, both  $v_c$  and  $v_{pb}$  grow monotonically with increasing the interaction  $|J|/J$ .

To discuss the origin of the roton-like minimum of the AB spectrum, we show the dynamic structure factor when  $n = 0.9$  in Fig. 5. Compared with the AB mode spectrum when

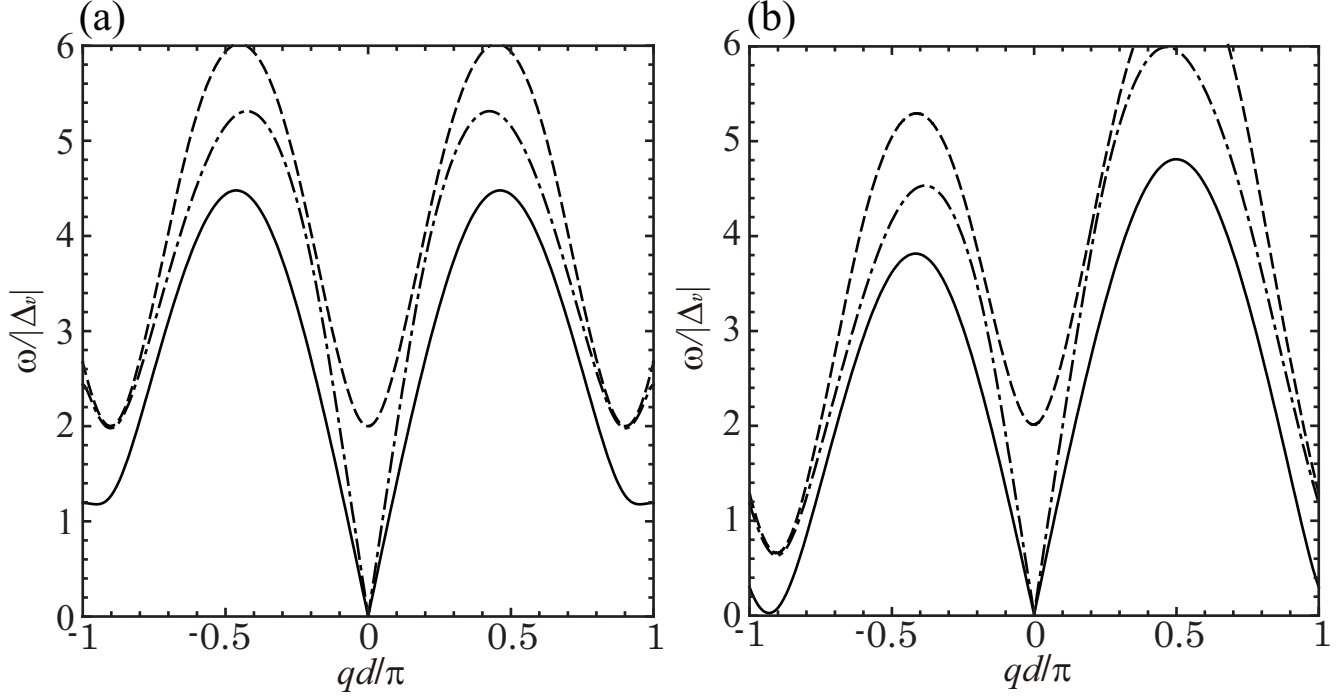


FIG. 5: Excitation spectra in 1D optical lattices for (a) current-free ( $v = 0$ ) and (b) current-carrying ( $v = 0.12m d$ ) cases. The solid line, the dash-dotted line, and the dashed line represent the spectrum of the AB mode obtained from Eq. (59), Eq. (60), and the lower boundary of the single-particle excitation continuum, respectively. We set  $n = 0.9$  and  $U = 2.0J$ . The superfluid gap and chemical potential are calculated as (a)  $j_v j = 0.345J$  and  $\mu = 1.69J$ , and (b)  $j_v j = 0.350J$  and  $\mu = 1.70J$ .

$n = 0.5$  in Fig. 3, the roton-like minima have lower energies than those in Fig. 3. It turns out that as one approaches half-filling ( $n = 1$ ) the energy of the roton-like minima become smaller. As is well known, the fluctuation due to the formation of charge-density-wave (CDW) order is enhanced near half-filling in 1D and 2D lattice fermion systems [42]. Thus, the CDW fluctuation leads to the roton-like minima in the AB mode spectrum. At half-filling, the roton-like minima reach zero energy even in the current-free case ( $v = 0$ ) and the superfluid ground state becomes unstable due to the formation of CDW order. We show the critical velocity  $v_c$  when  $n = 0.9$  as a function of  $U=J$  in Fig. 6. The critical velocity when  $n = 0.9$  in Fig. 6 is smaller than that when  $n = 0.5$  in Fig. 4 due to the strong CDW fluctuation. We notice that  $v_c$  becomes almost constant below a certain value of interaction ( $U=J \sim 2$ ), which reflects the fact that the energy difference between the lower boundary

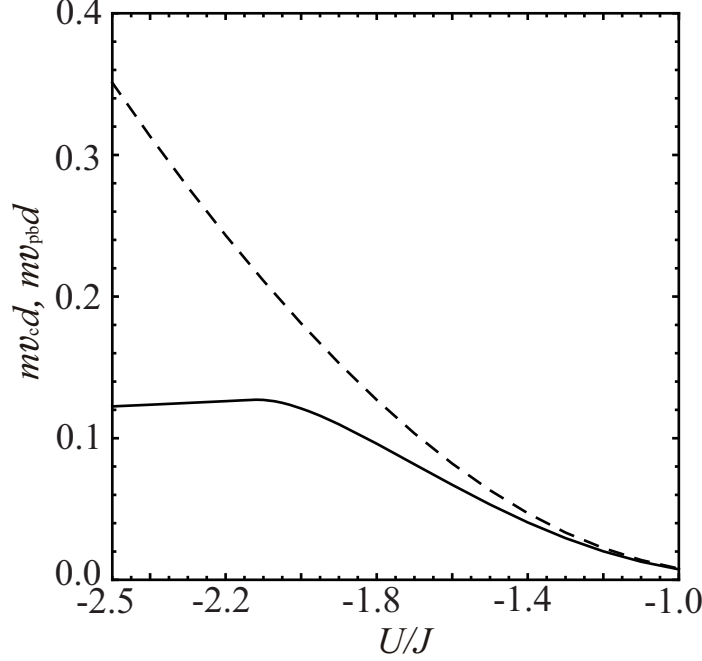


FIG. 6: Critical velocity  $v_c$  (solid line) and pair-breaking velocity  $v_{pb}$  (dashed line) as functions of  $U/J$  in 1D lattices near half-filling. We set  $n = 0.9$ ,

of the particle-hole continuum and the roton-like minimum becomes large as  $|J|$  increases. This indicates that the CDW fluctuation is enhanced below this value of interaction.

To support the above consideration on the origin of the roton-like minimum, we compare the AB mode spectra calculated by Eq. (59) and Eq. (60) in Fig. 5. As discussed in Sec. II C, Eq. (60) includes only the contribution from the ladder diagrams, while Eq. (59) includes the contributions both from ladder and RPA-type bubble diagrams. In Fig. 5, one clearly sees that the AB mode spectrum calculated by Eq. (59) lies below the one calculated by Eq. (60) which actually lies close to the lower boundary of the particle-hole continuum. Since the RPA-type bubble diagrams include the effect of the CDW fluctuation [42], this behavior of the AB mode spectrum is consistent with the above consideration that the CDW fluctuation leads to the roton-like structure of the AB mode spectrum.

### C. Stability in 2D optical lattices

In this subsection, we discuss the stability of Fermi gases in 2D optical lattices. Here, we restrict ourselves to two characteristic situations where the superfluid flows along the

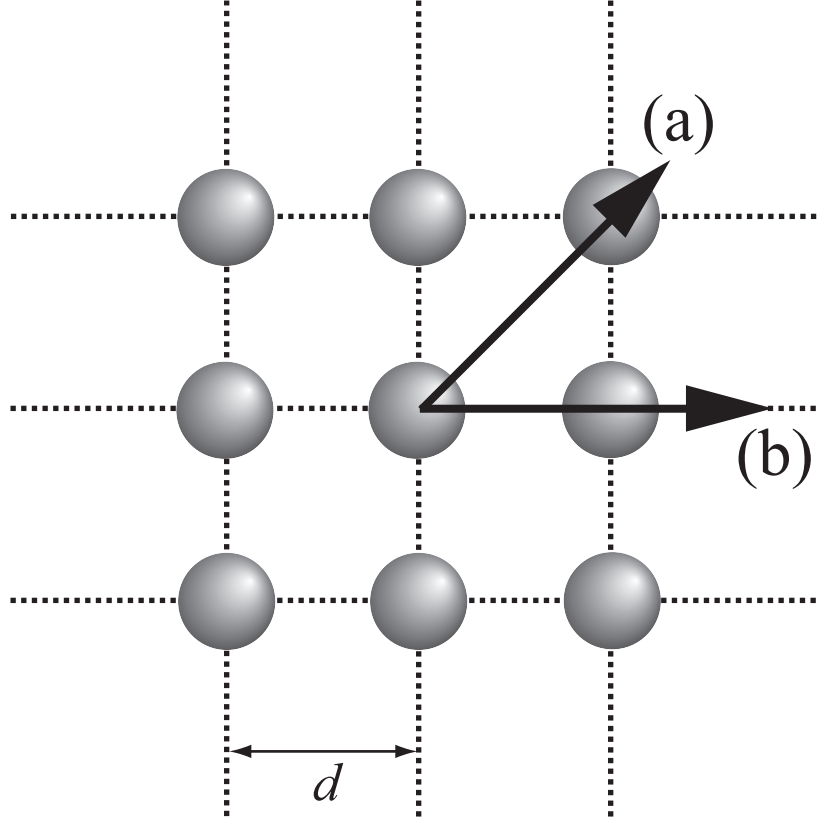


FIG. 7: Schematic picture of 2D optical lattices. The arrows indicate the superfluid velocity in (a)  $(\pi; \pi)$  and (b)  $(\pi; 0)$  direction. Each circle represents a lattice site.

$(\pi; \pi)$  or  $(\pi; 0)$  directions (see Fig. 7) in order to see the effects of CDW fluctuations on the stability of superfluid Fermi gases.

First, we discuss the case when the superfluid flows along the  $(\pi; \pi)$  direction. We assume the superfluid velocity  $\mathbf{v} = (v_x; v_y) = \frac{\mathbf{p}}{2}$ , where  $v = |\mathbf{v}|$ . We calculate the dynamic structure factor  $S_q(\omega)$  only when  $\mathbf{q}_k = \mathbf{q}_f$ , because superfluid flow is expected to be most unstable for excitations with momenta in the opposite direction to the flow.

In Fig. 8 (a) and (b), we show the excitation spectra when  $n = 0.5$  and  $\mathbf{q}_k = \mathbf{q}_f$ . When  $v = 0$  (see Fig. 8 (a)), the roton-like structure is slightly seen in the AB mode spectrum. As  $v$  increases, the roton-like structure becomes remarkable and one of the roton-like minima goes down. At a certain velocity  $v_c$  smaller than the pair-breaking velocity  $v_{pb}$ , the energy of the roton-like minimum reaches zero (see Fig. 8 (b)). Thus, as 1D case, the critical velocity is given by  $v_c$  at which the instability due to spontaneous emission of roton-like excitations of the AB mode sets in. In Fig. 9, we show the critical velocity  $v_c$  and the pair-breaking

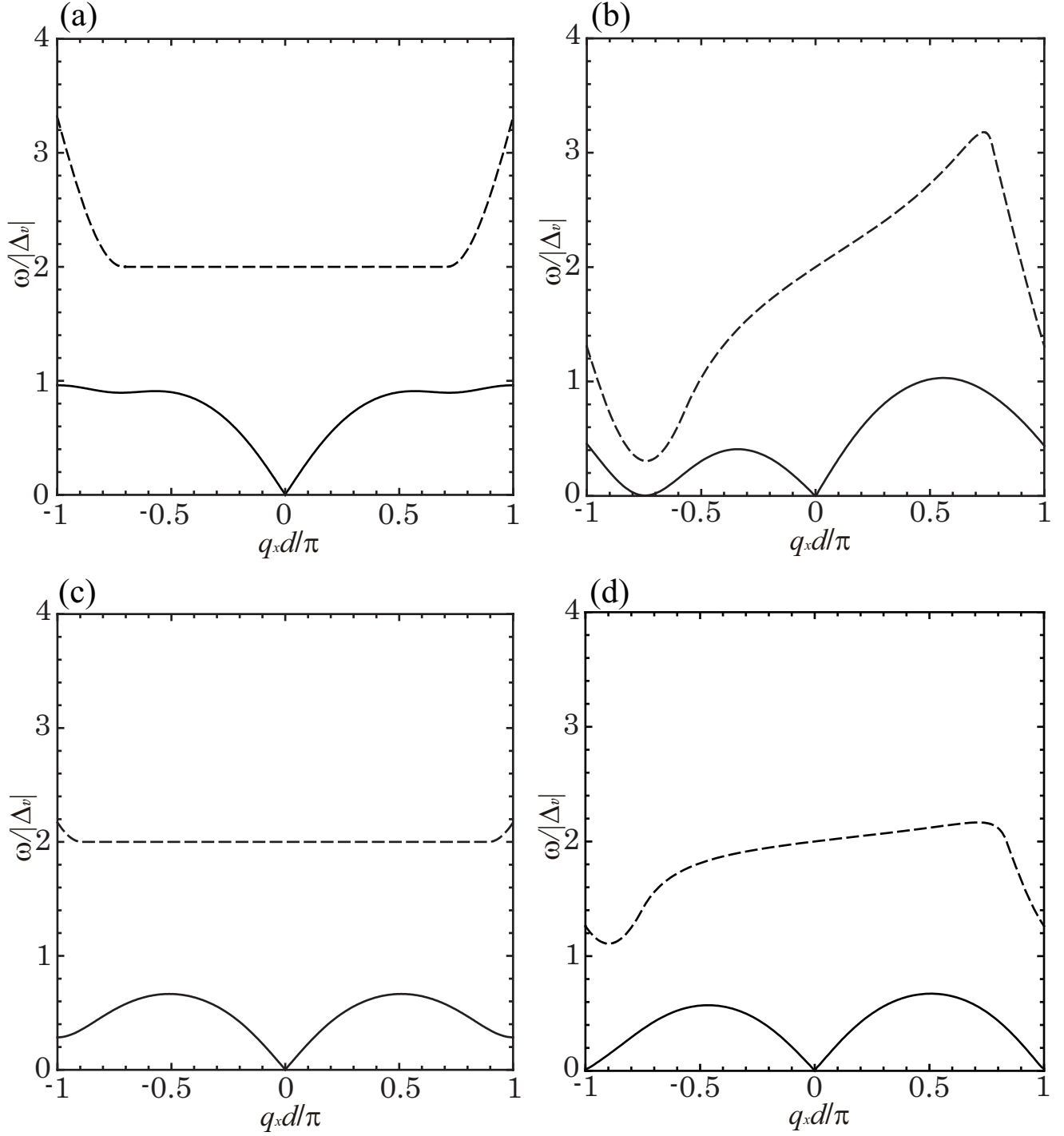


FIG. 8: Excitation spectra in 2D optical lattices when the superfluid flows along the  $(\pi, 0)$  direction. The solid and dashed lines represent the spectrum of the AB mode and the lower boundary of the particle-hole continuum, respectively. The superfluid velocity is ((a),(c))  $v = 0$ , (b)  $v = 0.467 \text{ md}$ , and (d)  $v = 0.260 \text{ md}$ . The filling is ((a),(b))  $n = 0.5$  and ((c),(d))  $n = 0.8$ . We set  $U = 4.5J$  and  $\phi_x = \phi_y$ . The superfluid gap and chemical potential are calculated as (a)  $j_{\text{v}} j = 1.33J$  and  $\mu = 2.23J$ , (b)  $j_{\text{v}} j = 1.39J$  and  $\mu = 2.29J$  (c)  $j_{\text{v}} j = 1.60J$  and  $\mu = 3.32J$ , and (d)  $j_{\text{v}} j = 1.62J$  and  $\mu = 3.33J$ .



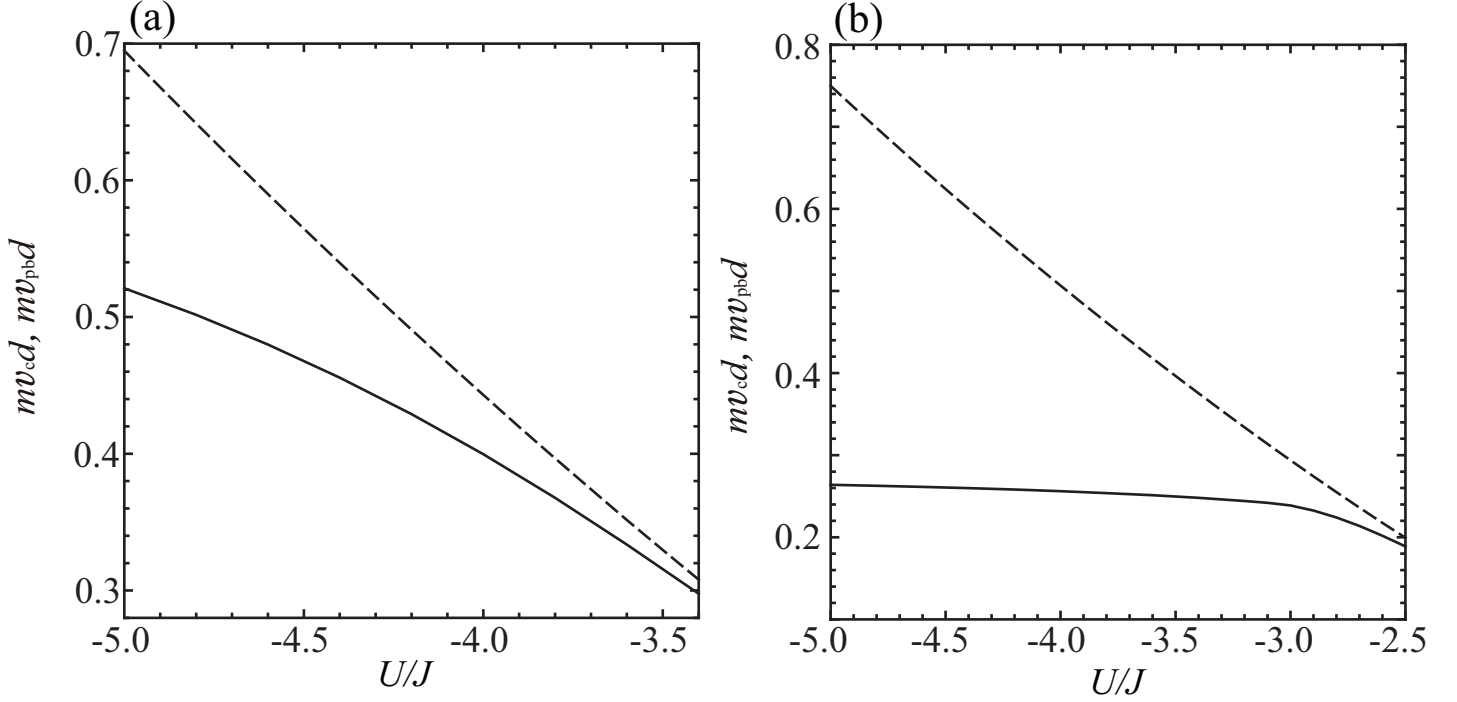


FIG. 9: Critical velocity  $v_c$  (solid line) and pair-breaking velocity  $v_{pb}$  (dashed line) as functions of  $U=J$  in 2D lattices when the superfluid flows along the  $(\pi; \pi)$  direction. We set (a)  $n = 0.5$  and (b)  $n = 0.8$ .

velocity  $v_{pb}$  as functions of  $U=J$ .  $v_c$  and  $v_{pb}$  show qualitatively the same behavior as in 1D case. Namely,  $v_c$  is smaller than  $v_{pb}$ , and they increase monotonically with increasing the interaction strength  $|U|/J$ .

Near half-filling, the roton-like structure when  $v = 0$  becomes more remarkable due to strong CDW fluctuation (see Fig. 8(c)). As a result, the critical velocity near half-filling is smaller than the one at quarter-filling, as shown in Fig. 9(b). As in 1D case, the CDW fluctuation is strongly enhanced below a certain value of interaction ( $U=J \lesssim -3$ ) in Fig. 9(b). As a result,  $v_c$  is almost constant below this value of interaction.

Next, we discuss the case when the supercurrent flows along the  $(\pi; 0)$  direction in 2D optical lattices (see Fig. 7). We assume the superfluid velocity as  $v = (v; 0)$ . The excitation spectra when  $n = 0.5$  is shown in Fig. 10. Here, we assume  $q_y = 0$  from the same reason for the  $(\pi; \pi)$  case. The behavior of the energy spectra is qualitatively the same as the previous cases, i.e., the AB mode spectrum has the roton-like structure and lies below the particle-hole continuum. As the superfluid velocity increases, the AB mode spectrum is

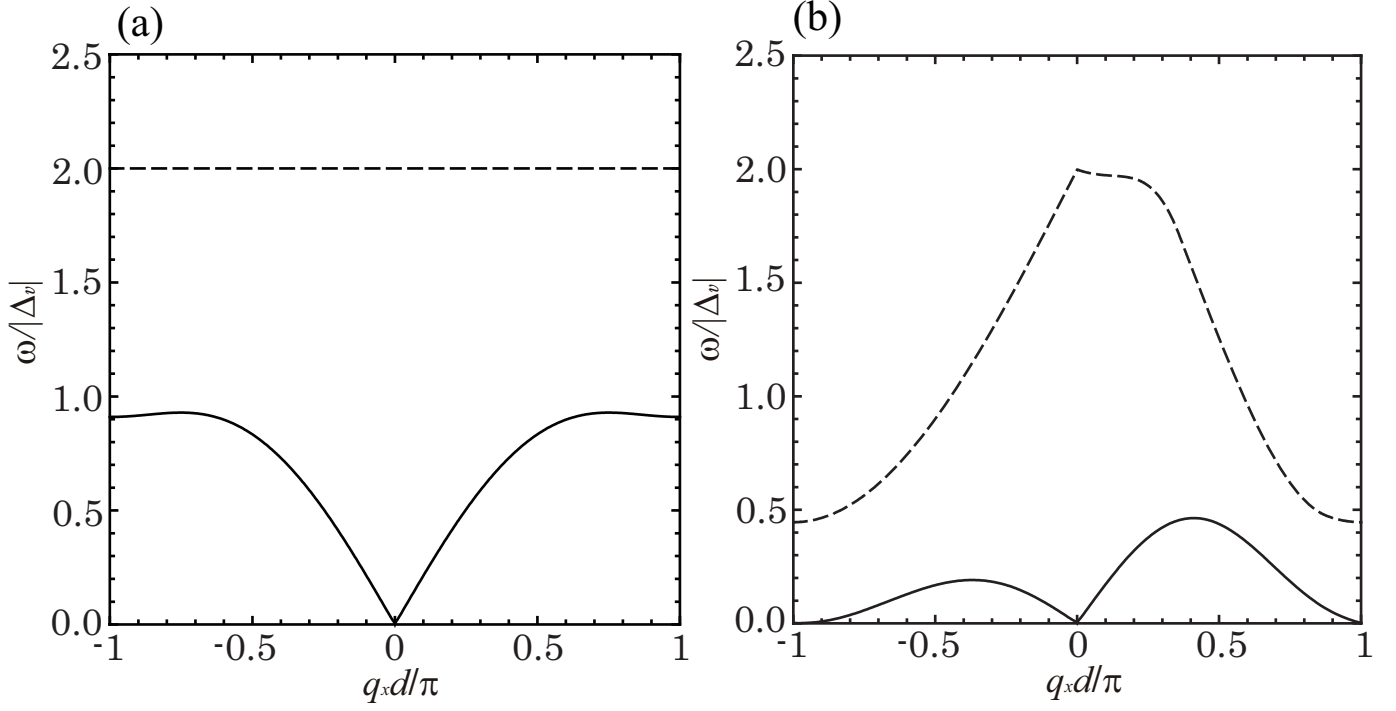


FIG. 10: Excitation spectra in 2D optical lattices when the superfluid flows along the  $(\pi; 0)$  direction for (a) current-free ( $v = 0$ ) and (b) current-carrying ( $v = 0.585 m d$ ) cases. The solid and dashed lines represent the spectrum of the AB mode and the lower boundary of the particle-hole continuum, respectively. We set  $n = 0.5$ ,  $U = 4.5J$ , and  $q_y = 0$ . The superfluid gap and chemical potential are calculated as (a)  $j_v J = 1.33J$  and  $\mu = 2.23J$ , and (b)  $j_v J = 1.41J$  and  $\mu = 2.31J$ .

pushed down and the energy of the roton-like minimum decreases. The instability sets in at  $v_c$  when the energy of the roton-like minimum becomes zero.

In Fig. 11, we show the critical velocity  $v_c$  and pair-breaking velocity  $v_{pb}$  as functions of  $U/J$ . They also show qualitatively the same behavior as the previous cases. Comparing Figs. 9 and 11, we find that  $v_c$  in the  $(\pi; \pi)$  case is smaller than the one in the  $(\pi; 0)$  case. This is because the nesting effect of the Fermi surface occurs in the  $(\pi; \pi)$  direction so that it is enhanced by the supercurrent in parallel to this direction.

We note that near the half-filling ( $n \approx 1$ ) the AB mode spectrum with  $q_y \neq 0$  (i.e., not in the  $(\pi; 0)$  direction) may reach zero before that in the  $(\pi; 0)$  direction does, even when the superfluid flows in the  $(\pi; 0)$  direction. This is also due to the strong nesting effect in the  $(\pi; \pi)$  direction. However, even in this case, our main conclusion remains unchanged. Namely, the instability is induced by the AB mode excitations. This effect was also pointed

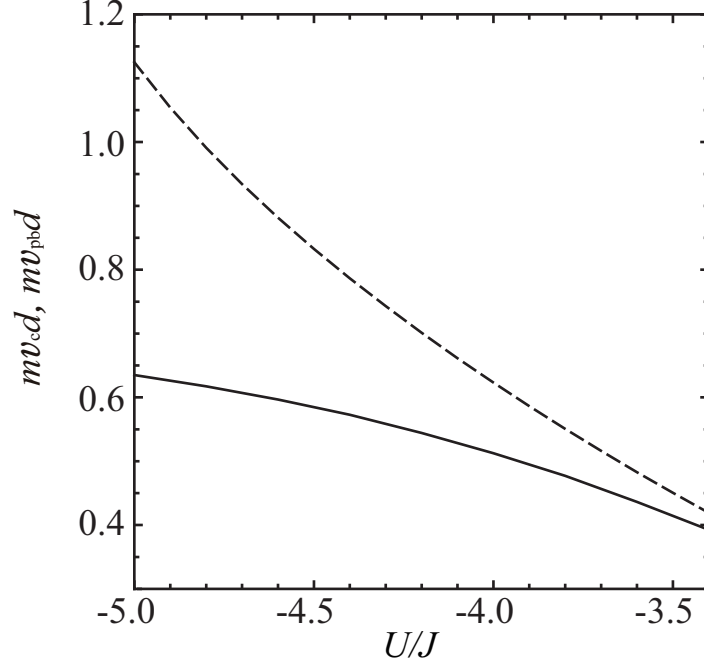


FIG. 11: Critical velocity  $v_c$  (solid line) and pair-breaking velocity  $v_{pb}$  (dashed line) as functions of  $U=J$  in 2D lattices when the superfluid flows along the  $(\pi; 0)$  direction. We set  $n = 0.5$ .

out in the BEC regime [40].

#### IV. CONCLUSION

In conclusion, we have studied the stability of superfluid Fermi gases in 1D and 2D optical lattices at  $T = 0$ . By applying the GRPA Green's function formalism developed by Côté and Griffin [27] to the attractive Hubbard model, we calculated the excitation spectra of the AB mode as well as the single-particle excitation in the presence of superfluid flow. We found that the AB mode spectrum has the characteristic roton-like structure being separated from the particle-hole continuum due to the strong CDW fluctuation. The energy of the roton-like minimum decreases as the superfluid velocity increases and it reaches zero at the critical velocity before pair-breaking occurs. This indicates that the instability of superfluid flow in 1D and 2D optical lattices is induced by the spontaneous emission of the roton-like excitations of the AB mode. We calculated the critical velocity  $v_c$  as functions of  $U=J$  and confirmed that it is smaller than the pair-breaking velocity  $v_{pb}$  in the BCS and BCS-BEC crossover region. We also found that the CDW instability is strongly enhanced near half-

ling which leads to the suppression of the critical velocity when the attractive interaction is large. Our analysis is mainly focused on the BCS and BCS-BEC crossover region. The instability mechanism in the deep BEC region remains an important issue to be addressed.

Finally, we remark that our results are valid for superfluid Fermi gases in deep optical lattices, because we employed the tight-binding Hubbard model. From this reason, our results for 1D optical lattices cannot be directly compared with the experiment with shallow optical lattices in Ref. [23]. However, superfluid Fermi gases have been already achieved in deep optical lattices in Ref. [43]. Our theoretical predictions in this paper may be verified if a superfluid Fermi gas is prepared in a moving deep optical lattice.

#### Acknowledgments

We wish to thank K. Kamide, K. Oosawa, M. Takahashi, T. Kimura, T. Nikuni, and S. Kurihara for useful discussions and comments. We acknowledge Y. Ohashi and M. Tsubota for valuable comments. I.D. and D.Y. are supported by a Grant-in-Aid from JSPS.

#### APPENDIX A: AB PHONON SPECTRUM IN 1D

Here, we give a detailed derivation of the AB mode spectrum in 1D in the long-wavelength limit in Eq. (66). The matrix  $\hat{D}_q(i_n ! !)$  in Eq. (54) is given as

$$\hat{D}_q(!) = \begin{pmatrix} 0 & & & & & 1 \\ a+b & d+e & f & g & c & \\ d & e & h & i & c & f \\ f+g & & c & i & h & d+A \\ c & f+g & d & e & a & b \end{pmatrix}; \quad (A1)$$

where

$$a = \frac{1}{M} \sum_k \frac{E E^0}{2 E E^0} \frac{E + E^0}{(!^0 + \gamma^2 (E + E^0)^2)}; \quad (\text{A } 2)$$

$$b = \frac{1}{M} \sum_k \frac{E^0 E^0}{2 E E^0} \frac{!^0 + \gamma^2 (E + E^0)^2}{(!^0 + \gamma^2 (E + E^0)^2)}; \quad (\text{A } 3)$$

$$c = \frac{1}{M} \sum_k \frac{\frac{2}{v} (E + E^0)}{2 E E^0 (!^0 + \gamma^2 (E + E^0)^2)}; \quad (\text{A } 4)$$

$$d = \frac{1}{M} \sum_k \frac{\frac{v}{2 E} (!^0 + \gamma^2 (E + E^0)^2)}{2 E (!^0 + \gamma^2 (E + E^0)^2)}; \quad (\text{A } 5)$$

$$e = \frac{1}{M} \sum_k \frac{\frac{v^0}{2 E E^0} (E + E^0)}{2 E E^0 (!^0 + \gamma^2 (E + E^0)^2)}; \quad (\text{A } 6)$$

$$f = \frac{1}{M} \sum_k \frac{\frac{v}{2 E^0} (!^0 + \gamma^2 (E + E^0)^2)}{2 E^0 (!^0 + \gamma^2 (E + E^0)^2)}; \quad (\text{A } 7)$$

$$g = \frac{1}{M} \sum_k \frac{\frac{v}{2 E E^0} (E + E^0)}{2 E E^0 (!^0 + \gamma^2 (E + E^0)^2)}; \quad (\text{A } 8)$$

$$h = \frac{1}{M} \sum_k \frac{E E^0 + !^0}{2 E E^0} \frac{E + E^0}{(!^0 + \gamma^2 (E + E^0)^2)}; \quad (\text{A } 9)$$

$$i = \frac{1}{M} \sum_k \frac{E^0 + E^0}{2 E E^0} \frac{!^0 + \gamma^2 (E + E^0)^2}{(!^0 + \gamma^2 (E + E^0)^2)}; \quad (\text{A } 10)$$

Here, we used the notations  $E = E_k$ ,  $E^0 = E_{k+q}$ ,  $k = k$ ,  $!^0 = k + q$ ,  $\gamma = \gamma$ , and  $v = v_{k+q}$ . For simplicity, we took  $v$  to be real. We calculate the matrix elements (A 2)–(A 10) in the limit of  $qd \ll 1$  and  $! = J \ll 1$ . Expanding (A 2) to the second order in  $q$  and  $!$ ,  $a$  is obtained as

$$a = \frac{1}{4M} \sum_k \frac{1}{E^3} + qd \frac{3J \sin(kd) \cos(mvd)}{E^5} + !^2 \frac{1}{4E^5} + qd! \frac{J \cos(kd) \sin(mvd)}{E^5} + (qd)^2 \frac{J^2 \frac{2}{v} \sin^2(kd) \cos^2(mvd)}{E^7} - \frac{J^2 \cos^2(kd) \sin^2(mvd)}{E^5} + \frac{3J \cos(kd) \cos(mvd)}{2E^5} \quad (\text{A } 11)$$

By carrying out the integration over  $k$ , we obtain

$$a = \frac{N_0}{2} \frac{N_0 !^2}{12 \frac{2}{v}} + qd! \frac{N_0 J \cos(k_F d) \sin(mvd)}{3 \frac{2}{v}} + (qd)^2 N_0 \frac{(3 \frac{2}{v} - 16J + 4^2) \cos(2mvd)}{48 \frac{2}{v} \cos^2(mvd)} - (qd)^2 N_0 \frac{\frac{2}{v} - 16J^2 \sin^4(mvd)}{48 \frac{2}{v} \cos^2(mvd)}; \quad (\text{A } 12)$$

Here, we have used the standard approximation,  $\frac{1}{2} \int_{-\infty}^{\infty} dk F(k) \approx N_0 \int_{-\infty}^{\infty} dk F(k)$ , where  $F(k)$  is an arbitrary function. By calculating (A 3)–(A 10) in the same way as (A 2), we obtain

$$b' = 0; \quad (\text{A } 13)$$

$$c' = \frac{N_0}{2} \frac{N_0!^2}{12 \frac{2}{v}} + qd! \frac{N_0 J \cos(k_F d) \sin(m v d)}{3 \frac{2}{v}} + (qd)^2 \frac{2J(4J^2 + 8J^2 \sin^4(m v d))}{24 \frac{2}{v}} - (qd)^2 \frac{(16J^2 + \frac{2}{v}) \sin^2(m v d)}{24 \frac{2}{v}} \quad (\text{A } 14)$$

$$d' = f' = \frac{N_0}{4 \frac{2}{v}} (1 - 2qdJ \cos(k_F d) \sin(m v d)); \quad (\text{A } 15)$$

$$e' = qd! \frac{\tan(m v d)}{12 \frac{2}{v}} + (qd)^2 \frac{(2J^2 + 3 + 2 \tan^2(m v))}{24 \frac{2}{v}}; \quad (\text{A } 16)$$

$$g' = qd! \frac{\tan(m v d)}{12 \frac{2}{v}} - (qd)^2 \frac{(2J^2 + 3 - 2 \tan^2(m v))}{24 \frac{2}{v}}; \quad (\text{A } 17)$$

$$h' = \frac{1}{U} + \frac{N_0}{2} \frac{N_0!^2}{6 \frac{2}{v}} + qd! \frac{2N_0 J \cos(k_F d) \sin(m v d)}{3 \frac{2}{v}} + (qd)^2 N_0 \frac{13 \frac{2}{v} \sin^2(m v d) - 16J^2 \sin^4(m v d)}{24 \frac{2}{v} \cos^2(m v d)} - (qd)^2 N_0 \frac{3 \frac{2}{v} + 2J^2 - 8J + 2^2}{12 \frac{2}{v} \cos^2(m v d)}; \quad (\text{A } 18)$$

$$i' = \frac{qd \tan(m v d)}{2} - N_0 + \frac{1}{U} : \quad (\text{A } 19)$$

Note that when we calculate  $1 = M_k^P 1 = E$ , we have used the gap equation (39) to eliminate the divergence.

Assuming that the AB mode has a linear dispersion relation in the long-wavelength limit ( $qd \ll 1$ ) and calculating the pole of Eq. (59) by using (A 12)–(A 19), we obtain Eq. (66).

- 
- [1] C. A. Regal, M. G reiner, and D. S. Jin, Phys. Rev. Lett. 92, 040403 (2004).  
[2] M. Bartenstein, A. Altmeyer, S. Riedl, S. Jochim, C. Chin, J. H. Denschlag, and R. Grimm, Phys. Rev. Lett. 92, 120401 (2004).  
[3] M. W. Zwierlein, C. A. Stan, C. H. Schunck, S. M. F. Raupach, A. J. Kerman, and W. Ketterle, Phys. Rev. Lett. 92, 120403 (2004).  
[4] J. Kinast, S. L. Hemmer, M. E. Gehm, A. Turlapov, and J. E. Thomas, Phys. Rev. Lett. 92, 150402 (2004).

- [5] T. Bourdel, L. Khaykovich, J. Cubizolles, J. Zhang, F. Chevy, M. Teichmann, L. Tarruell, S. J. J. M. F. Kokkelemaans, and C. Salomon, *Phys. Rev. Lett.* 93, 050401 (2004).
- [6] C. Chin, M. Bartenstein, A. Altmeyer, S. Riedl, S. Jochim, J. Hecker Denschlag, R. Grimm, *Science*, 305, 1128 (2004).
- [7] S. Giorgini, L. Pitaevskii, and S. Stringari, *Rev. Mod. Phys.* 80, 1215 (2008).
- [8] For a review, see W. Ketterle and M. W. Zwierlein, *Proceedings of the International School of Physics "Enrico Fermi", Course CLXIV*, edited by M. Inguscio, W. Ketterle, and C. Salomon (IOS Press, Amsterdam, 2008).
- [9] D. M. Eagles, *Phys. Rev.* 186, 456 (1969).
- [10] A. J. Leggett, *Modern Trends in the Theory of Condensed Matter* (Springer, Berlin, 1980).
- [11] P. Nozières and S. Schmitt-Rink, *J. Low Temp. Phys.* 59, 195 (1985).
- [12] C. A. R. Sa de Melo, M. Randeria, and J. R. Engelbrecht, *Phys. Rev. Lett.* 71, 3202 (1993).
- [13] M. Holland, S. J. J. M. F. Kokkelemaans, M. L. Chiofalo, and R. Walser, *Phys. Rev. Lett.* 87, 120406 (2001).
- [14] E. Timmermans, K. Furuya, P. W. M. Ilonni, and A. K. Kerman, *Phys. Lett. A* 285, 228 (2001).
- [15] Y. Ohashi and A. Griffin, *Phys. Rev. Lett.* 89, 130402 (2002); *Phys. Rev. A* 67, 033603 (2003); *Phys. Rev. A* 67, 063612 (2003).
- [16] L. P. Pitaevskii and S. Stringari, *Bose-Einstein Condensation* (Oxford Science Publications, Oxford, 2003).
- [17] D. R. Tilley and J. Tilley, *Superfluidity and Superconductivity*, (Bristol, Hilger, 1991).
- [18] D. Vollhardt and P. Wolfe, *The Superfluid Phases of Helium 3*, (Taylor & Francis, London, 1990).
- [19] C. Raman, M. Kohl, R. Onofrio, D. S. Durfee, C. E. Kuklewicz, Z. Hadzibabic, and W. Ketterle, *Phys. Rev. Lett.* 83, 2502 (1999).
- [20] R. Onofrio, C. Raman, J. M. Vogels, J. R. Abo-Shaeer, A. P. Chikkatur, and W. Ketterle, *Phys. Rev. Lett.* 85, 2228 (2000).
- [21] M. Tinkham, *Introduction to Superconductivity*, (McGraw-Hill, New York, 1975).
- [22] L. D. Landau, *J. Phys. (USSR)* 5, 71 (1941).
- [23] D. E. Miller, J. K. Chin, C. A. Stan, Y. Liu, W. Setiawan, C. Sanner, and W. Ketterle, *Phys. Rev. Lett.* 99, 070402 (2007).
- [24] R. Combescot, M. Yu. Kagan, and S. Stringari, *Phys. Rev. A* 74, 042717 (2006).

- [25] A. Spuntarelli, P. Pieri, and G. C. Strinati, *Phys. Rev. Lett.* 99, 040401 (2007).
- [26] L. P. Pitaevskii, S. Stringari, and G. Orso *Phys. Rev. A* 71, 053602 (2005).
- [27] R. Côte and A. Griffin, *Phys. Rev. B* 48, 10404 (1993).
- [28] P. W. Anderson, *Phys. Rev.* 112, 1900 (1958).
- [29] N. N. Bogoliubov, *Soviet Phys. Uspekhi* 67, 236 (1959).
- [30] L. Belkhir and M. Randeria, *Phys. Rev. B* 49, 6829 (1994).
- [31] T. Kopenon, J.-P. Marikainen, J. Kinnunen and P. Torma, *Phys. Rev. A* 73, 033620 (2006).
- [32] L. P. Kadanoff and G. Baym, *Quantum Statistical Mechanics* (W. A. Benjamin, New York, 1962).
- [33] L. P. Gorkov, *Sov. Phys. JETP*, 9, 505 (1958).
- [34] Y. Nambu, *Phys. Rev.* 117, 648 (1960).
- [35] M. Rodriguez and P. Torma, *Phys. Rev. A* 69, 041602(R) (2004).
- [36] J. Stenger, S. Inouye, A. P. Chikkatur, D. M. Stamper-Kurn, D. E. Pritchard, and W. Ketterle, *Phys. Rev. Lett.* 82, 4569 (1999).
- [37] G. Veeravalli, E. Kuhnle, P. Dyke, and C. J. Vale, *Phys. Rev. Lett.* 101, 250403 (2008).
- [38] A. Griffin, *Excitations in a Bose-Condensed Liquid* (Cambridge, 1993).
- [39] T. Alm and P. Schuck, *Phys. Rev. B* 54, 2471 (1996).
- [40] A. A. Burkov and A. Paramakanti, *Phys. Rev. Lett.* 100, 255301 (2008).
- [41] L. Fallani, L. De Sarbo, J. E. Lye, M. Modugno, R. Saers, C. Fort, and M. Inguscio, *Phys. Rev. Lett.* 93, 140406 (2004).
- [42] T. Giamarchi, *Quantum Physics in One Dimension* (Oxford University Press, Oxford, 2004).
- [43] J. K. Chin, D. E. Miller, Y. Liu, C. Stan, W. Setiawan, C. Sanner, K. Xu, and W. Ketterle, *Nature* 443, 961 (2006).