

Two dimensional magnetised plasma turbulence

**G. G. PLUNK^{1,2,3} †, S. C. COWLEY^{4,5},
A. A. SCHEKOCHIHIN^{6,7} AND T. TATSUNO⁷**

¹Department of Physics, University of California, Los Angeles, CA 90095, USA

²Wolfgang Pauli Institute, University of Vienna, A-1090 Vienna, Austria

³IREAP, University of Maryland, College Park, MD 20742, USA

⁴EURATOM/UKAEA Fusion Association, Culham Science Centre, Abingdon OX 143DB, UK

⁵Plasma Physics, Blackett Laboratory, Imperial College, London SW7 2AZ, UK

⁶Rudolf Peierls Centre for Theoretical Physics, University of Oxford, Oxford OX1 3NP, UK

⁷Institut Henri Poincaré, Université Pierre et Marie Curie, 75231 Paris Cedex 5, France

(Received 22 March 2022)

Two dimensional gyrokinetics is a simple paradigm for the study of kinetic magnetised turbulence. In this paper, we study both the inverse and direct cascades (i.e. , the ‘dual cascade’), driven by a homogeneous and isotropic random forcing. The presence of a strong magnetic guide field introduces a characteristic scale of central importance to the problem: the Larmor radius. We characterise the structure of turbulence both above and below the Larmor radius scale. For scales larger than the ion Larmor radius, the two dimensional gyrokinetic system may be reduced to the well-studied Charney–Hasegawa–Mima equation or the vorticity equation describing incompressible two dimensional fluid turbulence. At scales smaller than the Larmor radius, a turbulence cascade occurs in phase space (two dimensions in position space plus one dimension in velocity space) via the nonlinear phase-mixing process. In this nonlinear phase-mixing regime, we show

† Email: gplunk@umd.edu

that the turbulence is self-similar and exhibits power law spectra in position and velocity space. The velocity-space spectrum is treated via a Hankel transform which fits naturally with the mathematical framework of gyrokinetics. We derive the exact relations for third order structure functions, in analogy to Kolmogorov’s four-fifths law. We investigate the relationship between the long and short wavelength cascades and present a picture of the full range of cascades from the fluid range to the fully kinetic range.

1. Introduction

The departure from thermodynamic equilibrium of a turbulent fluid is small, being accounted for only in the three dimensional spatial variation of the flow velocity and other macroscopic state variables. This fluid description is appropriate when inter-particle collisions are strong enough to establish local thermodynamic equilibrium (Maxwellian velocity distribution) more rapidly than any dynamical processes which would disturb this equilibrium. When this condition is not met, a kinetic description is needed to capture the evolution of a distribution function in six dimensional phase space.

Weakly collisional plasmas require a kinetic description to capture a wealth of dynamical phenomena which are wrapped up in the velocity distribution of particles. From the perspective of a turbulence theorist, the following questions may be particularly interesting: How do the velocity dimensions participate in the fully developed state of turbulent fluctuations? Can one define an “inertial-range” for the phase space in kinetic turbulence? How can one, in general, adapt the phenomenology of fluid turbulence — cascade by local interactions, universal self-similar scaling, viscous scale, and so forth?

In this paper we explore and, in part, answer these questions for a simple kinetic system: the two dimensional electrostatic gyrokinetic system driven by a statistically

homogeneous and isotropic source. The gyrokinetic system of equations (Taylor & Hastie 1968; Rutherford & Frieman 1968; Catto & Tsang 1977*a*; Antonsen & Lane 1980; Catto *et al.* 1981; Frieman & Chen 1982; Brizard & Hahm 2007) are used to describe magnetised plasma dynamics on time scales much larger than the ion Larmor period. This system is essentially a kinetic theory of charged rings — rings formed by averaging over the the fast Larmor motion of particles around the magnetic field lines. These equations have been developed by the magnetic fusion community to describe plasma turbulence which causes the transport of heat and particles in fusion devices. A review of the theoretical framework of turbulence in magnetised plasmas is given by Krommes (2002). As demonstrated in the series of recent works by Schekochihin *et al.* (2009); Howes *et al.* (2006, 2008), gyrokinetics is also appropriate for a wide range of astrophysical plasmas.

The intrinsic velocity scale in this problem is the thermal velocity, v_{th} . This gives rise to an associated intrinsic spatial scale which is ρ , the thermal Larmor radius ($\rho \propto v_{\text{th}}$). Physically, the kinetic phenomenon on which we will be focusing arises as follows: For electrostatic fluctuations on scales much larger than the Larmor radius, all particles move together with the same $E \times B$ drift and a fluid description is correct. At the Larmor radius scale and smaller, particles of distinct velocities have different effective $E \times B$ drifts (as they sample different regions of electric field during their rapid Larmor motion) and a kinetic description is required. At such scales, gyrokinetic turbulence exhibits strongly kinetic behaviour in phase space due to the presence of so-called nonlinear phase-mixing (Dorland & Hammett 1993). Fluctuations in the distribution function nonlinearly cascade to create fine scale structure in velocity space in addition to the two real-space dimensions — and we may think of velocity-space as an additional dimension to be treated on equal footing to position space.

To address the problem of gyrokinetic turbulence, we borrow traditional methods from

fluid turbulence. This is made possible partially because the gyrokinetic system bears some resemblance to equations of incompressible fluid turbulence. The nonlinearity has a divergence-free convective velocity (the $E \times B$ drift velocity due to fluctuating electrostatic fields) while dissipation occurs via a collisional operator which acts by second-order derivatives (see Abel *et al.* 2008; Catto & Tsang 1977*b*) in phase space and, therefore, acts on fine scales in analogy to viscosity in fluid turbulence. In a certain limit (see section 4), the electrostatic (that is, neglecting magnetic fluctuations) gyrokinetic system can be reduced to the Charney–Hasegawa–Mima (CHM) equation (Charney 1971; Hasegawa & Mima 1978), or with additional assumptions reduces to the inviscid vorticity equation which describes two dimensional Euler turbulence (Kraichnan 1967; Batchelor 1969); note that the relationship between plasma dynamics and two dimensional fluid turbulence was demonstrated first by Taylor & McNamara (1971). Thus, from a fluid turbulence perspective, two dimensional electrostatic gyrokinetics can be seen as a simple kinetic extension of extensively-studied fluid equations.

The paper is structured as follows. We begin in section 2 by discussing the gyrokinetic model, its applicability and the specific assumptions and the approximations we will be using. We then introduce and discuss the dynamical collisionless invariants of the gyrokinetic system in section 3. It is shown that there are two such invariants. One invariant is related to the perturbed free energy (or perturbed entropy) of the system. We argue that this invariant must cascade forward to fine scales in phase space, where it is ultimately smoothed by the collisional operator. The other invariant is special to the two dimensional electrostatic system and is not conserved in three dimensional gyrokinetics. We argue that this “electrostatic” invariant will cascade inversely to larger scales — in analogy to energy in two dimensional fluid turbulence.

In section 4 we explore the relationship between gyrokinetic and CHM/Euler turbu-

lence. We derive the CHM/Euler and the viscous CHM/NS equation as asymptotic limits of the gyrokinetic system. We also discuss the two invariants of the CHM/Euler equation and how they relate to the gyrokinetic collisionless invariants. We find that our electrostatic invariant transforms continuously into the inversely cascading CHM/Euler invariant (‘energy’). The forward cascading quantity from CHM/Euler turbulence (‘enstrophy’) is found to feed into the gyrokinetic forward cascade but composes only one part of the forward cascading gyrokinetic invariant.

In section 5, we shift attention to the non-linear phase-mixing regime ($k \gg 1$), where the role of phase space has a strongly kinetic character — this regime will be the focus of the remainder of the paper. This section gives a heuristic perspective, beginning with a description of the nonlinear phase-mixing process and a phenomenological analysis based on the work by Schekochihin *et al.* (2008, 2009).

Following phenomenology, we carry out a more formal analysis of the gyrokinetic system. Section 6 introduces the statistical tools and notation that will be needed, followed by a list of the symmetries of the gyrokinetic system. Symmetries play an important role, and in subsequent arguments we will appeal to the principle of restored symmetry in the fully developed state. In section 6.3 we present a derivation of exact third-order statistical results following from the gyrokinetic equation, in the style of Kolmogorov (1941) and Yaglom (1949).

In section 7 we derive scaling laws for the phase-space spectra. Scales in real space are treated in the conventional way by using a Fourier transform while, for scales in velocity space, we find an appropriate treatment in terms of a zeroth-order Hankel transform, which is inspired by the mathematical structure of gyrokinetics. Given these definitions, we can derive approximate spectral scaling laws, for the forward and inverse cascades, in

the limit of spatial scales much smaller than the Larmor radius and velocity scales much smaller than the thermal velocity.

2. Equations

Following is a brief discussion of the equations, their normalisation and applicability, and the Boltzmann response model. A central point that emerges from this discussion is that the model studied in this paper will have a wide range of applicability, subject to specific interpretation of the fluctuating fields and normalisation. Readers wishing to skip these details are advised to take equations 2.7 and 2.8, with definitions 2.3 and 2.9 as the equations we will study in this paper.

In kinetic plasma theory, each species s (electrons or ions) of a plasma is described by the distribution function f_s , which is a function of space, time and velocity. As is customary with so-called δf gyrokinetics, the full distribution function is split into an equilibrium part and fluctuating parts:

$$f_s = \frac{1}{\epsilon} F_{0s} - \varphi F_{0s} + h_s, \quad (2.1)$$

where ϵ is the fundamental gyrokinetic expansion parameter and φ is the electrostatic potential (the normalisation is explained below). The equilibrium distribution F_{0s} is a Maxwellian distribution in velocity space. The second term in equation 2.1 is the so-called Boltzmann part of the distribution. And the final term is the gyro-centre distribution function, h_s , which depends on the perpendicular velocity (magnitude of the velocity perpendicular to the mean magnetic field), the parallel velocity (velocity parallel to the equilibrium magnetic field) and the gyro-centre position \mathbf{R} (defined in normalised units below). It can be shown by rigorous asymptotic expansion that the gyro-centre distribution function h_s satisfies the nonlinear gyrokinetic equation. In the normalisation

we choose, the gyrokinetic equation is the same for each particle species, so we drop the species label. The electrostatic gyrokinetic equation for a homogeneous equilibrium (that is, without variation in the background magnetic field or temperature) is

$$\frac{\partial h}{\partial t} + v_{\parallel} \frac{\partial h}{\partial z} + \mathbf{v}_E \cdot \nabla h - \langle C[h] \rangle_{\mathbf{R}} = \frac{\partial \langle \varphi \rangle_{\mathbf{R}}}{\partial t} F_0 + \mathcal{F}, \quad (2.2)$$

where the gradient is in the gyro-centre coordinate, i.e. $\nabla = \nabla_{\mathbf{R}}$, and the background Maxwellian is $F_0 = (2\pi)^{-3/2} e^{-(v_{\perp}^2 + v_{\parallel}^2)/2}$. We have also introduced a general kinetic source term \mathcal{F} (i.e. external drive) which will be left unspecified at this stage. The normalisation is summarised in the following table, with physical (dimensional) variables having subscript ‘p’:

$$\begin{aligned} t &= t_{\text{p}} v_{\text{th}}/L & x &= x_{\text{p}}/\rho & y &= y_{\text{p}}/\rho & z &= z_{\text{p}}/L \\ v &= v_{\text{p}}/v_{\text{th}} & \varphi &= \varphi_{\text{p}} \frac{qL}{T_0 \rho} & h &= h_{\text{p}} \frac{v_{\text{th}}^3 L}{n_0 \rho} & F_0 &= F_{0\text{p}} v_{\text{th}}^3/n_0 \end{aligned}$$

For this normalisation, we have adopted the following definitions: the equilibrium density and temperature of the species of interest are n_0 and T_0 ; the mass and charge are m and q ; the thermal velocity is $v_{\text{th}} = \sqrt{T_0/m_s}$; the Larmor radius is $\rho = v_{\text{th}}/\Omega_c$ where the Larmor (cyclotron) frequency is $\Omega_c = qB/m$. For our purposes we take L to be some reference scale length, satisfying $\rho/L \ll 1$ for consistency with gyrokinetic ordering — no further mention of L will be needed. The real space and gyro-centre coordinates are related by the transformation $\mathbf{r} = \mathbf{R} + \boldsymbol{\rho}$ where the Larmor radius vector is $\boldsymbol{\rho}(\vartheta) = \hat{\mathbf{z}} \times \mathbf{v} = v_{\perp}(\hat{\mathbf{y}} \cos \vartheta - \hat{\mathbf{x}} \sin \vartheta)$ and ϑ is the gyro-angle. The gyro-average $\langle \cdot \rangle_{\mathbf{R}}$ is an average over the gyro-angle with gyro-centre position \mathbf{R} held fixed. In this normalisation, the gyro-average acting on an arbitrary function of position $A(\mathbf{r})$ is defined

$$\langle A(\mathbf{r}) \rangle_{\mathbf{R}} = (2\pi)^{-1} \int d\vartheta A(\mathbf{R} + \boldsymbol{\rho}(\vartheta)). \quad (2.3)$$

Lastly, the gyro-averaged $E \times B$ velocity (which is a function of gyro-center position \mathbf{R} and velocity v_\perp) in equation 2.2 is defined

$$\mathbf{v}_E(\mathbf{R}, v_\perp) = \hat{z} \times \nabla \langle \varphi \rangle_{\mathbf{R}}. \quad (2.4)$$

The full plasma dynamics are described by the evolution of the gyrokinetic equations for all species, with the additional constraint that charge neutrality must be maintained (the quasi-neutrality constraint). We make a common simplification in solving the gyrokinetic equation for only one of the species. This is justified by the separation in scales between the ion and electron Larmor radii which leads to the Boltzmann (or ‘adiabatic’) approximation for the other species. When ion kinetics are considered, the perturbed electron distribution function is given only by the electron Boltzmann response (normalised to ion units):

$$\delta f_e \approx -\frac{eT_{0i}}{qT_{0e}} \varphi F_0. \quad (2.5)$$

As an alternative to the Boltzmann response, we also consider the ‘no response’ model, $\delta f_e \approx 0$. This is the exact two dimensional approximation, whereas the Boltzmann electron response is considered “quasi two dimensional” because a small but non-vanishing parallel wavenumber is assumed (a discussion of this can be found in Hasegawa & Mima 1978). Ion gyrokinetics with Boltzmann or no-response electrons is appropriate at all scales larger than the electron Larmor radius.

For the case of electron-scale turbulence (at the electron Larmor radius scale and smaller), the appropriate ion response model is the Boltzmann ion response (normalised to electron units):

$$\delta f_i \approx -\frac{qT_{0e}}{eT_{0i}} \varphi F_0. \quad (2.6)$$

Note that although it may be useful to think in terms of ion-scale turbulence (i.e. for comparison with the Hasegawa–Mima turbulence), the results may be even more applicable to electron-scale turbulence as the ion Boltzmann response becomes more exact at high wavenumbers whereas the Boltzmann–electron approximation will be broken for high wavenumbers ($k\rho_e \sim 1$). We will now give the gyrokinetic system, normalised to the scales of the kinetic species. The subsequent analysis of this paper will proceed without reference to a specific species or response model.

We take equation 2.2 and neglect the parallel ion inertia term $v_{\parallel} \frac{\partial h}{\partial z}$ (see section 8.3 for a discussion of this). The v_{\parallel} -dependence is no longer important (except for its appearance in the collisional operator). Thus, it will be concealed when possible in the remainder of this paper and it should be assumed that wherever velocity integration is present, integration over v_{\parallel} is implied.¹ Henceforth, we will notate the perpendicular velocity v_{\perp} as simply v . We express the gyrokinetic equation compactly in terms of the gyrocentre dependent quantity $g = h - \langle \varphi \rangle_{\mathbf{R}} F_0$. Thus, from equation 2.2, we have the two dimensional gyrokinetic equation that we will be using in this paper:

$$\frac{\partial g}{\partial t} + \mathbf{v}_E \cdot \nabla g = \langle C[h] \rangle_{\mathbf{R}} + \mathcal{F}. \quad (2.7)$$

noindent The gyrokinetic system is closed with the quasi-neutrality constraint, which

¹ When written explicitly, the full collisional operator is the gyro-averaged linearised Landau operator (see the appendix of Schekochihin *et al.* 2009), an integro-differential operator with non-trivial dependence on v_{\parallel} -space. However, a simplified operator, such as the one given by Abel *et al.* (2008), is a good example to keep in mind for the discussions of this paper.

states that the ion and electron charge densities (which are expressed as integrals over the distribution functions) must sum to zero:

$$2\pi \int v dv \langle g \rangle_{\mathbf{r}} = (1 + \tau)\varphi - \Gamma_0\varphi, \quad (2.8)$$

Note that the velocity integration at constant real-space coordinate \mathbf{r} requires a change of variables (from gyro-center coordinate \mathbf{R}). This gives rise to the angle average $\langle \cdot \rangle_{\mathbf{r}}$, which is an average over gyro-angle ϑ with real-space coordinate \mathbf{r} held fixed:

$$\langle A(\mathbf{R}) \rangle_{\mathbf{r}} = (2\pi)^{-1} \int d\vartheta A(\mathbf{r} - \boldsymbol{\rho}(\vartheta)). \quad (2.9)$$

The operator Γ_0 is defined $\Gamma_0\varphi = \int v dv e^{-v^2/2} \langle \langle \varphi \rangle_{\mathbf{R}} \rangle_{\mathbf{r}}$. This operator is multiplicative in Fourier space — it is simply $\hat{\Gamma}_0(k) = I_0(k^2)e^{-k^2}$, where I_0 is the zeroth-order modified Bessel function. The constant τ in equation 2.8 depends on the choice of kinetic species (or scale of interest) and response model for the non-kinetic species

$$\tau = \begin{cases} \frac{eT_i}{qT_e} & \text{kinetic ions, Boltzmann electron response} \\ \frac{qT_e}{eT_i} & \text{kinetic electrons, Boltzmann ion response} \\ 0 & \text{kinetic ions, no-response electrons} \end{cases} \quad (2.10)$$

Quasi-neutrality is expressed as follows in Fourier space

$$\hat{\varphi}(\mathbf{k}) = \beta(k) \int v dv J_0(kv) \hat{g}(\mathbf{k}, v), \quad (2.11)$$

where hats denote Fourier transformation and

$$\beta(k) = \frac{2\pi}{(1 + \tau) - \hat{\Gamma}_0(k)}. \quad (2.12)$$

We will take the system defined by equations 2.7 and 2.8 (or equivalently equation 2.11)

to be our gyrokinetic model. We propose that this system may be thought of as the simplest paradigm for kinetic turbulence of magnetised plasmas.

3. Collisionless invariants

We will focus on two quadratic invariants of the two dimensional gyrokinetic system. To arrive at the first, let's start by noting that g^2 is collisionlessly conserved for each value of v individually. That is, the volume-averaged g^2 (“kinetic generalized free energy”), as a function of velocity, must remain unchanged in the absence of collisions or forcing. Dividing g^2 by an arbitrary function of velocity, $\kappa(v)$, and integrating over velocity, a class of invariants is formed, which we will refer to as the “generalized free energy” (after this section, we use the abbreviation “free energy”):

$$W_g[\kappa(v)] = 2\pi \int v dv \int \frac{d^2\mathbf{R}}{V} \frac{g^2}{2\kappa(v)} \quad (3.1a)$$

$$= 2\pi \int v dv \int \frac{d^2\mathbf{r}}{V} \frac{\langle g^2 \rangle_{\mathbf{r}}}{2\kappa(v)}. \quad (3.1b)$$

The scaling theory for two dimensional gyrokinetic turbulence may be carried out allowing for arbitrary $\kappa(v)$ — under the constraint that $\kappa(v)$ varies only on the thermal velocity scale $v_{\text{th}} = 1$ and thus does not introduce additional velocity-space scales into the problem. Two particular functions, $\kappa = 1$ and $\kappa = F_0$, are particularly useful, so we introduce the following notation:

$$W_{g1} = W_g[1] \quad (3.2a)$$

$$W_{g0} = W_g[F_0] \quad (3.2b)$$

The gyrokinetic system, equations 2.7 and 2.8, has a second invariant, which is par-

ticular to the electrostatic two dimensional case. We refer to it as the “electrostatic invariant,” E :

$$E = \frac{1}{2} \int \frac{d^2\mathbf{r}}{V} [(1 + \tau)\varphi^2 - \varphi\Gamma_0\varphi]. \quad (3.3)$$

Note that it is no accident that we use the symbol for energy from fluid turbulence. The choice of this notation will become clear in section 4. Also note that the operator Γ_0 makes the second term negligible at large k (because in Fourier space $\hat{\Gamma}_0 \sim k^{-1}$). For this and other reasons, it is convenient to define to the quantity E_φ (which is not in general an invariant):

$$E_\varphi = \frac{1}{2} \int \frac{d^2\mathbf{r}}{V} \varphi^2. \quad (3.4)$$

It is easy to show that $E(k) \approx (1 + \tau)E_\varphi(k)$ for $k \gg 1$.

Now, we demonstrate the conservation of W_g and E by way of deriving the “global budget” equations from the gyrokinetic system. Multiplying the gyrokinetic equation 2.7 by g , averaging over gyro-centre position \mathbf{R} and integrating over velocity, we have the global budget equation for the generalised free energy:

$$\frac{dW_g}{dt} = \int \frac{d^2\mathbf{r}}{V} 2\pi \int v dv \left\langle \frac{g \langle C[h] \rangle_{\mathbf{R}}}{\kappa} \right\rangle_{\mathbf{r}} + \varepsilon_w, \quad (3.5)$$

where the injection rate of generalised free energy is defined

$$\varepsilon_w = \int \frac{d^2\mathbf{r}}{V} 2\pi \int v dv \frac{\langle g\mathcal{F} \rangle_{\mathbf{r}}}{\kappa}. \quad (3.6)$$

Note that by an exact property of the collision operator (Boltzmann’s H-theorem), the collision term in equation 3.5 is negative semi-definite for $\kappa(v) = F_0$, so it represents a net sink of free energy.

Multiplying the gyrokinetic equation 2.7 by $\langle \varphi \rangle_{\mathbf{R}}$ and integrating over real space coordinate \mathbf{r} and velocity v we have the global budget equation for the electrostatic invariant:

$$\frac{dE}{dt} = \frac{1}{2} \int \frac{d^2\mathbf{r}}{V} \varphi 2\pi \int v dv \langle \langle C[h] \rangle_{\mathbf{R}} \rangle_{\mathbf{r}} + \varepsilon_E, \quad (3.7)$$

where the injection rate of the electrostatic invariant is defined

$$\varepsilon_E = \frac{1}{2} \int \frac{d^2\mathbf{r}}{V} \varphi 2\pi \int v dv \langle \mathcal{F} \rangle_{\mathbf{r}}. \quad (3.8)$$

It is useful to compare these results with what is known for three dimensional gyrokinetics. Note that the electrostatic invariant is not conserved by the three dimensional gyrokinetic equation 2.2, which retains the term $v_{\parallel} \partial h / \partial z$ (just as three dimensional Navier–Stokes turbulence does not conserve enstrophy, as it does in the two dimensional case). Three dimensional gyrokinetics does have an invariant which fills the role of the Navier–Stokes energy. The invariant is the perturbed free energy, W (see Krommes & Hu 1994; Sugama *et al.* 1996; Howes *et al.* 2006). Its conservation is demonstrated by multiplying the gyrokinetic equation 2.7 by h/F_0 and integrating over velocity and position \mathbf{r} . In our notation, W is written

$$W = W_{g0} + E. \quad (3.9)$$

Note that for scales much smaller than the Larmor radius, we will see that the electrostatic invariant contributes negligibly in to this expression and it is justified to refer to either W or W_{g0} as the free energy.

4. The Charney–Hasegawa–Mima and Euler equations

To arrive at the CHM/Euler equation from the gyrokinetic system 2.7 and 2.8, one takes the long wavelength limit, $k \ll 1$, as well as the small temperature ratio limit $\tau \ll 1$.² In this limit, equations 2.7-2.8 can be systematically simplified by using the ordering $k^2 \sim \mathcal{O}(\tau)$ and $\partial_t \sim C[\cdot] \sim k^2 \varphi$. The gyro-average in equation 2.7 acts as unity, while we must keep Γ_0 to order k^2 (the zeroth order part gives no contribution upon substitution into the nonlinearity), so we take $\Gamma_0 \approx 1 + \nabla^2$ in the equation 2.8. The gyrokinetic system in this limit is given by

$$\frac{\partial g}{\partial t} + \mathbf{v}_{E0} \cdot \nabla g = C[g] + \mathcal{F} \quad (4.1a)$$

$$2\pi \int v dv g = \tau \varphi - \nabla^2 \varphi, \quad (4.1b)$$

where $\mathbf{v}_{E0} = \hat{\mathbf{z}} \times \nabla \varphi$ is the $E \times B$ velocity (without gyro-average). The two dimensional Euler equation is obtained by setting $\tau = 0$ (no-response model of equation 2.10). Now, by integrating equation 4.1a over velocity space (noting that the integral of the collision operator is zero by particle conservation) and substituting quasi-neutrality, equation 4.1b, we obtain a single equation for the electrostatic potential:

$$\partial_t(\tau - \nabla^2)\varphi + \mathbf{v}_{E0} \cdot \nabla(-\nabla^2\varphi) = \mathcal{F}_{\text{CHM}}, \quad (4.2)$$

where $\mathcal{F}_{\text{CHM}} = 2\pi \int v dv \mathcal{F}$. This is the inviscid CHM equation. The scale given by $\tau^{-1/2}$ corresponds to the Rossby deformation radius in the quasi-geostrophic turbulence or the sound Larmor radius, ρ_s , in a plasma.

² The limit of small temperature ratio is somewhat artificial but leads to an elegantly simple fluid equation, the CHM equation. We note that a more detailed system of (nearly) fluid equations can be worked out for a temperature ratio of order unity but, for our purposes, it is not substantially different than the familiar CHM equation.

There are two well-known invariants of the CHM/Euler equation. These are referred to as energy and enstrophy, although their physical interpretation depends on the specific scale of interest. They are found by multiplying equation 4.2 by φ and $\nabla^2\varphi$, respectively, and integrating over the system volume:

$$E_{\text{CHM}} = \frac{1}{2} \int \frac{d^2\mathbf{r}}{V} (\tau\varphi^2 + |\nabla\varphi|^2) \quad (4.3a)$$

$$Z_{\text{CHM}} = \frac{1}{2} \int \frac{d^2\mathbf{r}}{V} (\tau|\nabla\varphi|^2 + (\nabla^2\varphi)^2). \quad (4.3b)$$

We now show that there is an additional invariant associated with the gyrokinetic description given by equation 4.1. Without loss of generality, we introduce the following *ansatz* for g :

$$g = F_0(\tau - \nabla^2)\varphi + \tilde{g}. \quad (4.4)$$

Quasi-neutrality, equation 4.1 *b*, implies

$$\int v dv \langle \tilde{g} \rangle_{\mathbf{r}} = 0.$$

Now, multiplying the CHM equation 4.2 by F_0 and subtracting it from equation 4.1 *a*, we obtain a separate equation for \tilde{g} :

$$\frac{\partial \tilde{g}}{\partial t} + \mathbf{v}_{E0} \cdot \nabla \tilde{g} = \langle C[\tilde{g}] \rangle_{\mathbf{R}} + (\mathcal{F} - F_0 \mathcal{F}_{\text{CHM}}). \quad (4.5)$$

From this equation we conclude that \tilde{g} takes on the role of a passive scalar in the CHM/Euler limit, being advected by the $E \times B$ flow. It also follows from equation 4.5, that there is another collisionless invariant:

$$W_{\tilde{g}}[\kappa(v)] = \frac{1}{2} \int \frac{d^2\mathbf{r}}{V} \int v dv \frac{\langle \tilde{g}^2 \rangle_{\mathbf{r}}}{\kappa(v)}. \quad (4.6)$$

Expanding in terms of φ and \tilde{g} , the generalised free energy invariant W_g (equation 3.1) can be written in terms of the three gyrokinetic–CHM invariants:

$$W_{g0} = W_{\tilde{g}0} + \tau E_{\text{CHM}} + Z_{\text{CHM}}. \quad (4.7)$$

where $W_{\tilde{g}0} \equiv W_{\tilde{g}}[F_0]$. Each term in this relation is conserved individually in the CHM/Euler limit, as we have shown.

To complete the picture of how the gyrokinetic cascade continues in the CHM/Euler limit, we note that the (gyrokinetic) electrostatic invariant E reduces to the energy invariant, using $\Gamma_0 \approx 1 + \nabla^2$:

$$E \approx E_{\text{CHM}}. \quad (4.8)$$

As a final comment in this section, note that viscosity did not appear in the fluid limit derived above. This was to be expected, as the collisional dissipation is ordered small in gyrokinetics, i.e. the collisionality is sufficiently small that a kinetic description of the plasma is required. To recover the viscous CHM and the two dimensional Navier–Stokes equation, one must raise the ordering of the collisional operator. Specifically the viscous term can be obtained by assuming that $C[g] \sim \mathcal{O}(k^{-2}\partial g/\partial t)$.

5. Phenomenology

Before presenting a more quantitative theory of gyrokinetic turbulence, it is useful to give a preview of some of the scaling results via a set of phenomenological arguments in the style of Obukhov (1941*a,b*). We first sketch the phenomenology for stationary,

driven CHM turbulence, and then outline how these arguments can be adapted for the essentially kinetic short-wavelength regime.

5.1. The CHM range, $k \ll 1$

Inspection of the definitions 4.3 reveals that the two invariants of the CHM and Euler equations have spectra that are constrained to satisfy $Z_{\text{CHM}}(k)/E_{\text{CHM}}(k) = k^2$. By the arguments due to Fjørtoft (1953), this implies that a dual cascade will occur. That is, injection at a scale k_i will give rise to two inertial ranges: the inverse cascade inertial range corresponding to $k \ll k_i$ and the forward cascade inertial range $k \gg k_i$.

Using the assumptions of isotropy and local (in scale) interactions, the CHM equation 4.2 is translated into phenomenological language as follows:

$$\omega_{\text{NL}}(\tau + \ell^{-2})\varphi_\ell \sim \varphi_\ell^2 \ell^{-4} \quad (5.1)$$

where ω_{NL} is the nonlinear decorrelation rate and φ_ℓ is the characteristic size of potential fluctuations at scale ℓ . The essential assumptions that lead to a scaling theory, is that the nonlinear flux of enstrophy is scale-invariant in the forward cascade inertial range, while the flux of energy is scale-invariant in the inverse cascade inertial range. Multiplying the right hand side of equation 5.1 by $\ell^{-2}\varphi_\ell$ gives the nonlinear flux of enstrophy which is assumed to be equal to the total rate of enstrophy injection, independent of scale: $\ell^{-6}\varphi_\ell^3 \sim \varepsilon_Z = \text{const}$. This implies the scaling

$$\varphi_\ell \sim \varepsilon_Z^{1/3} \ell^2, \quad (5.2)$$

so that the spectrum of potential fluctuations³ is found to be $E_\varphi \sim k^{-5}$. Now, for the

³ Note that spectra $E_{\text{CHM}}(k)$ and $Z_{\text{CHM}}(k)$ have different scaling laws depending on the relative sizes of k^2 and τ . Thus it is more convenient to speak about the spectrum of E_φ (defined by equation 3.4) which has a single scaling law. The reason for this can be traced to the fact

the inverse cascade range, $k \ll k_i$, we multiply the right hand side of equation 5.1 by φ_ℓ^2 to get the energy flux, and we set this equal to the energy injection: $\ell^{-4}\varphi_\ell^3 \sim \varepsilon_E$. This implies

$$\varphi_\ell \sim \varepsilon_E^{1/3} \ell^{4/3}, \quad (5.3)$$

so that $E_\varphi \sim k^{-11/3}$. The cascade of $W_{\tilde{g}}$ (equation 4.6) is passive (see for example Lesieur & Herring 2006) and is directed forward. In the forward cascade range we have $\ell^{-2}\tilde{g}_\ell^2\varphi_\ell \sim \tilde{\varepsilon} = \text{const.}$ ⁴ Using equation 5.2, we have

$$\tilde{g}_\ell \sim \tilde{\varepsilon}^{1/2} \varepsilon_Z^{-1/6} = \text{const.}, \quad (5.4)$$

and thus the spectrum of fluctuations of \tilde{g} scales like $W_{\tilde{g}}(k) \sim k^{-1}$.

5.2. The nonlinear phase-mixing range, $k \gg 1$

Schekochihin *et al.* (2008, 2009) have produced a phenomenological description of the large- k forward cascade in two dimensional gyrokinetics. The scaling results obtained in those works are in agreement with the results of this paper. We reproduce their arguments here, in a slightly different form, and also propose a phenomenology to describe the inverse cascade. The phenomenology will motivate the formal treatment which follows and highlight the salient physical processes.

In gyrokinetics, the drift motion of particles is determined by fluctuating fields, averaged along the particle gyro-orbits. Two particles sharing the same gyro-centre but

that the scaling of the third order structure function is independent of τ , as derived by Boffetta *et al.* (2002).

⁴ Note that the passive cascade at $k > k_i$ is marginally non-local because the decorrelation scales as $\omega_{\text{NL}} \sim \varphi_\ell \ell^{-2}$ which, by equation 5.3, implies that all scales in the forward cascade range contribute similarly.

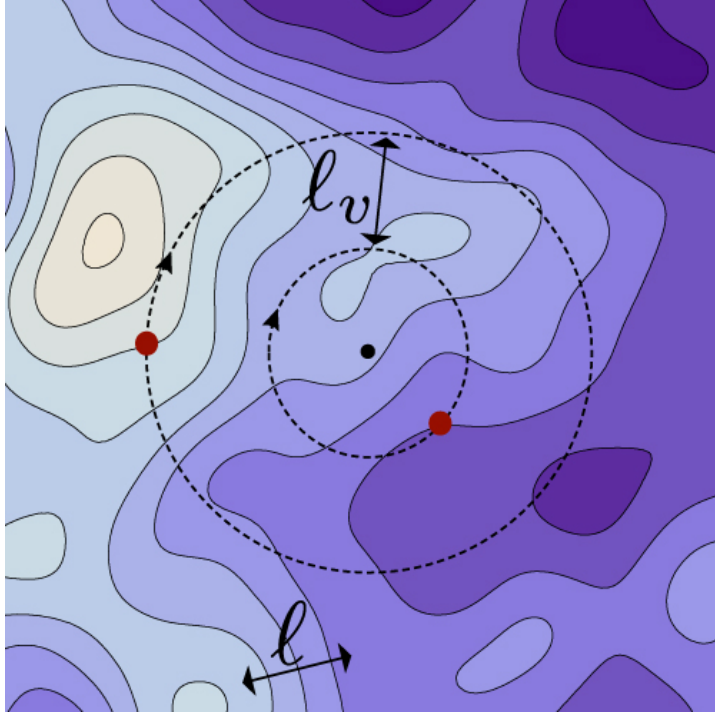


FIGURE 1. Correlation in velocity space: Contours of constant potential are plotted in a blue color scheme. Overlaid are the orbits of two particles which have the same gyro-centre. During a nonlinear turnover time, the phase-mixing process will de-correlate the motion of these particles because their Larmor orbits differ in size by the correlation length of the potential. That is, $l_v \sim l$.

having different velocities perpendicular to the equilibrium magnetic field are subject to a different averaged electrostatic potential and thus have distinct $E \times B$ drifts. This is illustrated in figure 1. One can see from this cartoon that if the $E \times B$ flow has a correlation length l , then the particle motion must be correlated over the velocity space scale l_v such that $l_v \sim l$.

Now let $g_\ell(v)$ be the characteristic size of the distribution function g at scale l . In view of the above argument, we assume this quantity to have random structure in velocity space on the scale $l_v \sim l$. From quasi-neutrality, 2.8, we can estimate the scaling of φ_ℓ in terms of g_ℓ . We make the substitution $k^{-1} \rightarrow l$ in the Fourier space expression 2.11

and take $k \gg 1$ (so that $\beta(k)$ is a constant). The relationship between φ_ℓ and g_ℓ is then worked out as follows:

$$\begin{aligned} \varphi_\ell &\sim \int v dv J_0(v/\ell) g_\ell(v) \\ &\sim \ell^{1/2} \int v^{1/2} dv \cos(v/\ell - \pi/4) g_\ell(v) \\ &\sim \ell^{1/2} \ell_v^{1/2} g_\ell, \end{aligned} \tag{5.5}$$

where we have used the large-argument approximation of the Bessel function J_0 between the first and second lines. Because of the random velocity dependence, we argue that the integral accumulates like a random walk — the number of steps scales as ℓ_v^{-1} and the step-size scales as ℓ_v . Note that on the final line we have introduced the amplitude g_ℓ (as distinct from $g_\ell(v)$) which can roughly be interpreted as the root mean squared value of the fluctuations in $g_\ell(v)$ over velocity space (for instance, a reasonable definition is $g_\ell \sim \sqrt{\int v dv g_\ell^2(v)}$). Taking $\ell_v \sim \ell$ in equation 5.5, we find

$$\varphi_\ell \sim \ell g_\ell. \tag{5.6}$$

This immediately implies that there is a possibility of a dual cascade for the two invariants W_g and E . Indeed, if 5.6 holds, the spectra $W_g(k)$ and $E(k)$ must satisfy $W_g(k) \sim k^2 E(k)$. As laid out by Fjørtoft (1953), this type of constraint leads to a dual cascade where E is transferred to larger scales and W_g is transferred to smaller scales. Thus if the injection scale is $k_i \gg 1$, we predict the existence of two cascades: a forward cascade of W_g , for $k \gg k_i$, and an inverse cascade of E for $k \ll k_i$.

From gyrokinetic equation 2.7 we estimate the nonlinear decorrelation rate from the nonlinear term by substituting $\mathbf{v}_E \cdot \nabla \rightarrow J_0(v/\ell) \varphi_\ell \ell^{-2}$, where the Bessel function comes from the gyro-average of the $E \times B$ velocity (see equation 2.4). Then

$$\omega_{\text{NL}} \sim \ell^{-3/2} \varphi_\ell, \quad (5.7)$$

where we have used the large argument approximation for $J_0(v/\ell)$ to estimate that the gyro-averaging of the $E \times B$ velocity introduces a scaling factor of $\ell^{1/2}$. To determine scalings in the forward cascade range, we multiply by g_ℓ^2 and assume locality of interactions and constancy of the flux of free energy to get

$$\ell^{-3/2} \varphi_\ell g_\ell^2 \sim \varepsilon_w = \text{const.} \quad (5.8)$$

Using the result 5.6, we have $g_\ell^3 \ell^{-1/2} \sim \varepsilon_w$ so that we can write

$$g_\ell \sim \varepsilon_w^{1/3} \ell^{1/6} \quad (5.9)$$

and

$$\varphi_\ell \sim \varepsilon_w^{1/3} \ell^{7/6}. \quad (5.10)$$

The resulting spectra are $W_g(k) \propto k^{-4/3}$ and $E(k) \propto k^{-10/3}$. These spectra have recently been confirmed numerically by Tatsuno *et al.* (2009*a,b*).

The analysis of the inverse cascade range, $k \ll k_i$, follows as before. Assuming constancy of flux of the electrostatic invariant E in the inverse cascade range, we have $\omega_{\text{NL}} \varphi_\ell^2 \sim \varepsilon_E$. Inserting the nonlinear decorrelation frequency from equation 5.7 yields

$$\ell^{-3/2} \varphi_\ell^3 \sim \varepsilon_E. \quad (5.11)$$

and we arrive at the scaling result

$$\varphi_\ell \sim \varepsilon_E^{1/3} \ell^{1/2} \quad (5.12)$$

with associated spectrum $E(k) \sim E_\varphi(k) \sim k^{-2}$. If we assume that the relationship 5.6 also holds in the inverse cascade range, we have also

$$g_\ell \sim \varepsilon_E^{1/3} \ell^{-1/2} \quad (5.13)$$

and the free energy spectrum is $W_g(k) \sim k^0$.

5.2.1. The collisional scale

Having derived the inertial range scalings for the forward cascade, it is simple to estimate the collisional cutoff scale that marks the end of the inertial range. For this purpose, we notice that the collision operator acts by second derivatives in phase space, so that we may take, assuming $\ell_v \sim \ell$, the collisional damping rate at scale ℓ to be $\omega_{\text{coll}} \sim \nu \ell^{-2}$. At the collisional cutoff scale ℓ_c , this must be balanced with the nonlinear decorrelation rate, equation 5.7. Using equation 5.10, we obtain

$$\ell_c \sim k_c^{-1} \sim \left(\frac{\nu^3}{\varepsilon_W} \right)^{1/5} \quad (5.14)$$

5.3. Summary: a cascade through multiple scales

Using the phenomenological scalings derived above, we may give a sketch of the fully developed cascade from the low- k CHM/Euler limit to the high- k nonlinear phase-mixing limit. Note that the kinetic invariants W_g and E are exact invariants for both the high- k and low- k regimes, and it should be clear that they are cascaded through this entire range. We may use what we have learned about the relationship between the CHM/Euler equations and our two dimensional gyrokinetic system to describe this cascade in detail. In particular, equation 4.7 states that the gyrokinetic invariant W_g is composed of three separately conserved quantities in the CHM limit. In spectral form, the equation is

$$\begin{aligned}
W_{g0}(k) &= W_{\bar{g}0}(k) + \tau E_{\text{CHM}}(k) + Z_{\text{CHM}}(k) \\
&= W_{\bar{g}0}(k) + [\tau^2 + 2\tau k^2 + k^4] E_{\varphi}(k),
\end{aligned} \tag{5.15}$$

and, for $k \ll 1$, equation 4.8 gives

$$\begin{aligned}
E(k) &\approx E_{\text{CHM}}(k) \\
&= (\tau + k^2) E_{\varphi}(k)
\end{aligned} \tag{5.16}$$

We use equations 5.15 and 5.16 to trace out the fate of the cascaded quantities across the full range. The cascades traverse two special physical scales, the ion Larmor radius ($k = 1$) and the ion sound radius ($k = \tau^{1/2}$). While nothing is dissipated at these scales, the physics of the turbulent fluctuations changes, giving rise to different scaling regimes.

The range $k \ll \tau^{1/2}$ is referred to as the ‘potential limit’ of the CHM equation, because the spectrum of E_{CHM} becomes proportional to the potential fluctuation spectrum (equation 5.16). The range $\tau^{1/2} \ll k \ll 1$ is the so-called ‘kinetic limit’ of the CHM equation due to the fact that E_{CHM} may be interpreted as the kinetic energy density of the flow. The range $1 \ll k \ll k_c$ defines what we have been referring to as the nonlinear phase-mixing regime.

As described in the phenomenology, we assume that there is localised injection at a single wavenumber k_i . For concreteness, we now illustrate two possible scenarios: $k_i \ll \tau^{1/2}$ (injection at large scales) and $k_i \gg 1$ (injection at small scales), depicted in figures 2 and 3, respectively.

5.3.1. Injection at large scales

In figure 2, injection is at large scales, in the so-called potential limit of the CHM equation, where $k_i \ll \tau^{1/2}$. In this limit, the electrostatic invariant E reduces to $E \approx \tau E_\varphi$. An inverse cascade of the electrostatic invariant occurs at $k \ll k_i$, with the scaling derived in the phenomenology.

For $k_i \ll k \ll 1$, and a forward cascade of Z and $W_{\tilde{g}0}$ occur. To determine the scaling of $W_{g0}(k)$, we must assume something about the strength at which $W_{\tilde{g}0}$ is driven (that is, the invariant due to the zero-density part of g , equation 4.4). Suppose that the forcing drives $W_{\tilde{g}0}$ weakly enough, such that we may neglect $W_{\tilde{g}0}(k)$ in equation 5.15. Then, for $k \ll \tau^{1/2}$, we have $W_{g0}(k) \approx \tau E(k) \approx \tau^2 E_\varphi(k)$ and for $\tau^{1/2} \ll k \ll 1$ we have $W_{g0}(k) \approx Z_{\text{CHM}}(k) \approx k^4 E_\varphi(k)$. The forward cascades of Z_{CHM} and $W_{\tilde{g}}$ must combine around Larmor radius scale $k \sim 1$, to drive the cascade of W_g in the nonlinear phase-mixing regime $k \gg 1$.

Using the above arguments and the phenomenologically derived scaling laws, the scaling indices are determined for each sub-range. The results are detailed in figure 2.

5.3.2. Injection at small scales

In figure 3 injection is at small scales, in the nonlinear phase-mixing range, $k \gg 1$. The free energy W_g cascades forward to the collisional cutoff scale, k_c , whereas the electrostatic invariant E cascades inversely. For $1 \ll k \ll k_i$, the scaling of $E(k)$ and $W_g(k)$ are taken directly from the phenomenology results (equations 5.12 and 5.13).

Again, the identity of W_{g0} changes in the long wavelength limits, $k \ll 1$. We argue again that $W_{\tilde{g}0}(k)$ does not contribute to $W_{g0}(k)$ in equation 5.15 — this time simply because \tilde{g} is passive and thus cascades forward. Thus, in the kinetic limit of the CHM equation, $\tau \ll k^2 \ll 1$, we have $W_{g0} \approx Z_{\text{CHM}}(k) \approx k^4 E_\varphi(k)$; in the potential limit $k^2 \ll \tau$, we have $W_{g0} \approx \tau E(k) \approx \tau^2 E_\varphi(k)$. The resulting scaling indices are detailed in figure 3.

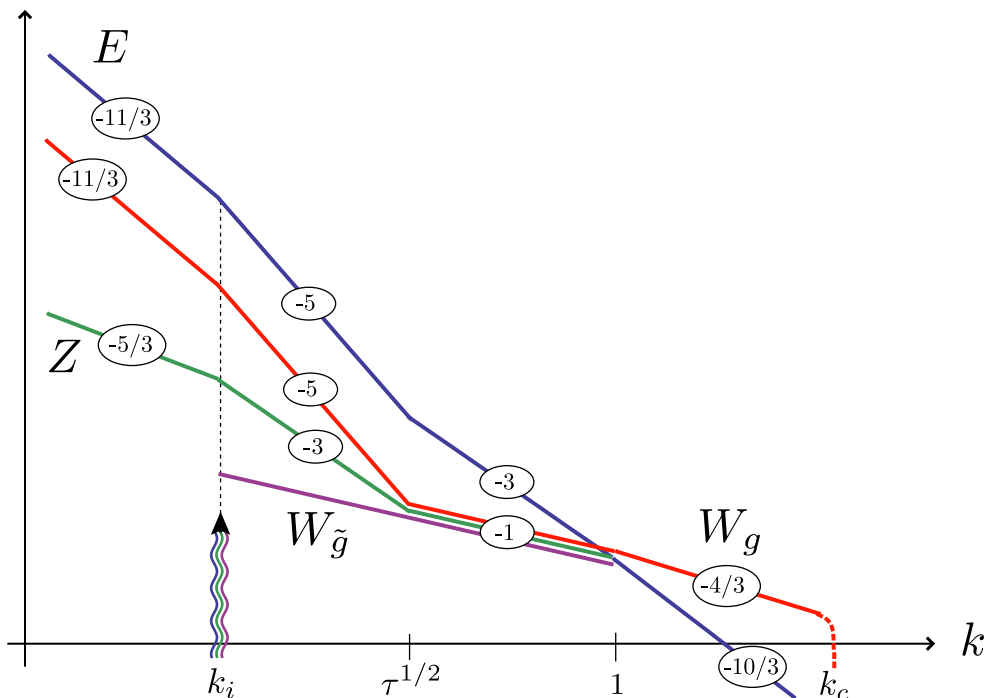


FIGURE 2. Scenario 1: Injection at large scales. The scaling indices for each sub-range are printed in bubbles over the plots of the invariants. (Colour figure.)

6. Statistical theory

In this section we will analyse the gyrokinetic system, equations 2.7 and 2.8, using familiar statistical methods from fluid turbulence. First we list the symmetries of gyrokinetic system and then formulate the statistical assumptions which follow. Following this, we derive the two exact third-order statistical relations which determine self-similarity in the inertial ranges for the forward and inverse cascades (which makes firm the basis for the constant nonlinear flux assumptions in the phenomenology we have just presented).

6.1. Symmetries of the gyrokinetic system

Statistical arguments in turbulence theory are anchored to the underlying symmetries of the dynamical equations of interest (see Frisch 1995). Although specific boundary conditions, initial conditions and forcing mechanisms break these symmetries at large

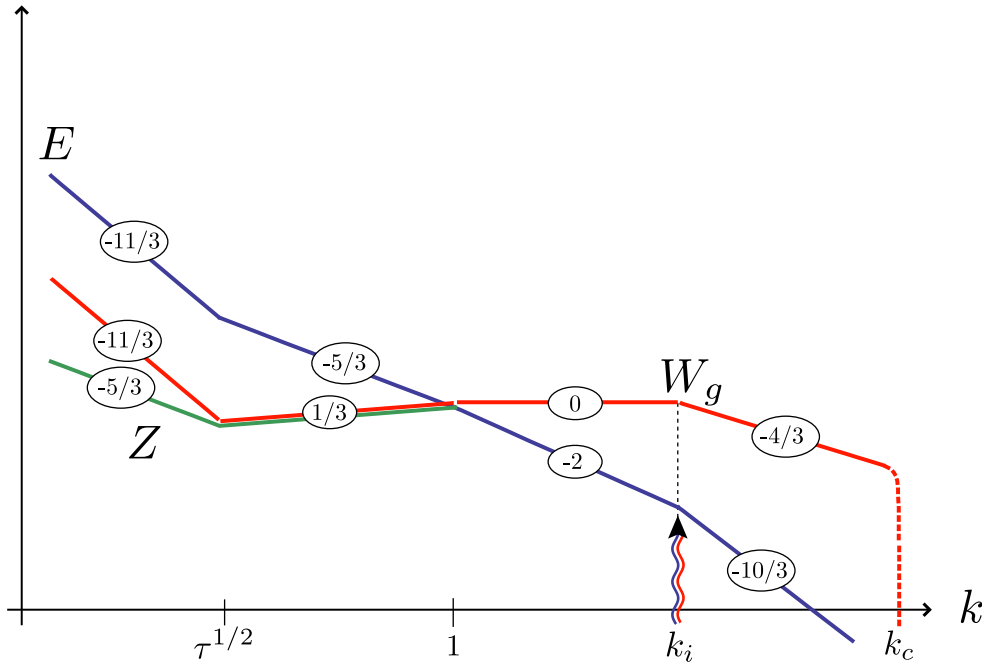


FIGURE 3. Scenario 2: Injection at small scales. The scaling indices for each sub-range are printed in bubbles over the plots of the invariants. (Colour figure.)

scale, a guiding principle of fluid turbulence is that at sufficiently small scales, far from boundaries, a fully developed turbulence will emerge where the symmetries of the dynamical equations are restored in a statistical sense. We will appeal to this principle in the arguments of this paper.

The following table gives some relevant symmetries of the gyrokinetic system:

$$\textit{Position-translation:} \quad (\mathbf{r}) \rightarrow (\mathbf{r} + \boldsymbol{\sigma}) \quad (6.1a)$$

$$\textit{Time-translation:} \quad (t) \rightarrow (t + \tau) \quad (6.1b)$$

$$\textit{Scaling} (k \gg 1): \quad (g, \varphi, \mathbf{r}, v, t) \rightarrow (\gamma^{-1}g, \mu^2\gamma^{-1}\varphi, \mu\mathbf{r}, \mu v, \gamma t) \quad (6.1c)$$

$$\textit{Rotations:} \quad (\mathbf{r}) \rightarrow (A\mathbf{r}); \quad A \in SO(2) \quad (6.1d)$$

$$\textit{Parity:} \quad (\mathbf{r}) \rightarrow (-\mathbf{r}) \quad (6.1e)$$

As in fluid turbulence, one uses the translational invariance in time and position space for arguing statistical homogeneity and stationarity respectively; likewise, statistical isotropy originates from the rotation and reflection symmetries. The scaling symmetries are with respect to the transformation 6.1c and parameterised by two scaling factors, μ and γ . This symmetry applies to the collisionless limit and only for $k \gg 1$. For $\gamma = 1$, we will argue that the scaling invariance 6.1c implies a dual-scaling in velocity and position space (see section 6.5).

6.2. The ensemble average

We denote the ensemble average with an over-bar so that the correlation function of g between two points in phase space, (\mathbf{R}, v) and (\mathbf{R}', v') , is defined

$$G = \overline{g(\mathbf{R}, v)g(\mathbf{R}', v')} = \overline{gg'}. \quad (6.2)$$

Homogeneity in position space (or equivalently, in gyro-centre space) implies that G is a function only of the gyro-centre increment $\boldsymbol{\ell} = \mathbf{R}' - \mathbf{R}$. In contrast, velocity space is fundamentally inhomogeneous as there is no translational invariance in v -space. (Velocity dependence in the Maxwellian and the gyro-average each break translational invariance.)

However, we expect a local homogeneity to apply to velocity space for sufficiently small velocity increment $\ell_v = v' - v$. In other words, the two-point statistical quantities such as structure and correlation functions should vary strongly with the increment ℓ_v but weakly (smoothly) with the centred velocity $\bar{v} = (v' + v)/2$. It is useful here to define the second order structure function:

$$S_2(\boldsymbol{\ell}, \ell_v, \bar{v}) = \overline{\delta g^2}, \quad (6.3)$$

where $\delta g = g(\mathbf{R}', v') - g(\mathbf{R}, v)$.

The remainder of this section will be devoted to deriving exact statistical relations in analogy to Kolmogorov's 'four-fifths' law (or the 'three-halves' law for two dimensional NS turbulence). As there are two conserved quantities, there will be two scaling laws for third-order structure functions. We begin with the law for the forward cascade of W_g and follow with that for the inverse cascade of the electrostatic invariant E .

6.3. the third-order Kolmogorov relation for the forward cascade range

From the gyrokinetic equation we derive the budget equation at scales ℓ and ℓ_v

$$\frac{\partial G}{\partial t} - \frac{1}{2} \nabla_\ell \cdot \mathbf{S}_3^{(w)} = \overline{g \langle C'[h'] \rangle_{\mathbf{R}'}} + g' \overline{\langle C[h] \rangle_{\mathbf{R}}} + \overline{g \mathcal{F}'} + \overline{g' \mathcal{F}}, \quad (6.4)$$

where the third order structure function is defined

$$\mathbf{S}_3^{(w)} = \overline{\delta \mathbf{v}_E \delta g^2}, \quad (6.5)$$

where $\delta \mathbf{v}_E = \mathbf{v}'_E - \mathbf{v}_E$. To arrive at this, we have used incompressibility of \mathbf{v}_E ($\nabla \cdot \mathbf{v}_E = 0$) and statistical homogeneity to manipulate the nonlinear flux to obtain $-\overline{g' \mathbf{v}_E \cdot \nabla g} + \overline{g \mathbf{v}'_E \cdot \nabla' g} = \nabla_\ell \cdot \overline{\delta \mathbf{v}_E \delta g^2} / 2$.

Now if we take $\ell = 0$, $\ell_v = 0$, the nonlinear term is zero by homogeneity. The result is the kinetic ‘global budget’ equation:

$$\frac{\partial \overline{g^2}}{\partial t} = 2g \overline{\langle C[h] \rangle_{\mathbf{R}}} + 2\overline{g\mathcal{F}}. \quad (6.6)$$

Assuming stationarity, the left-hand side of the equation is zero and we have the steady state balance between forcing and dissipation

$$\overline{g\mathcal{F}} = -\overline{g \langle C[h] \rangle_{\mathbf{R}}} = \varepsilon_w(\bar{v}), \quad (6.7)$$

where we have defined the kinetic free energy injection rate $\varepsilon_w(\bar{v})$. We now assume that the forcing is restricted to a narrow range around an injection scale which we denote ℓ_i . For $\ell \ll \ell_i$, $\ell_v \ll \ell_i$ and $\ell_v \ll 1$, the forcing term in the budget equation 6.4 reduces to

$$\overline{g\mathcal{F}'} + \overline{g'\mathcal{F}} \approx 2\overline{g\mathcal{F}} = 2\varepsilon_w(\bar{v}). \quad (6.8)$$

Now we take the limit of small collisionality. That is, the collision operator is proportional to ν , the collision frequency, which we take to be small so that, for fixed ℓ and ℓ_v , the collisional term is negligible in the budget equation 6.4. (What is implicit to this assumption is that a collisional cutoff scale ℓ_c exists, such that for $\ell, \ell_v \gg \ell_c$, the collisional term may be neglected — the existence of this scale can either be demonstrated *a posteriori* or assumed from the arguments of the phenomenology section.) Thus by assuming small collisionality, stationarity $\ell_v \ll 1$ and $\ell \ll \ell_i$ we have from equation 6.4

$$\nabla_{\ell} \cdot \mathbf{S}_3^{(w)} = -4\varepsilon_w(\bar{v}), \quad (6.9)$$

Note that although homogeneity and stationarity have been assumed, we have not yet assumed isotropy. In other words, equation 6.9 is the anisotropic third order Kolmogorov

law. Now assuming isotropy we may write $\mathbf{S}_3^{(W)} = \hat{\ell} S_{3\parallel}^{(W)}(\ell)$. Writing equation 6.9 in scalar form we have

$$\frac{1}{\ell} \frac{\partial}{\partial \ell} \left(\ell S_{3\parallel}^{(W)} \right) = -4\varepsilon_w(\bar{v}). \quad (6.10)$$

Solving equation 6.10, we find that the only well behaved solution (in the limit $\ell \rightarrow 0$) for $\mathbf{S}_3^{(W)}$ is

$$\mathbf{S}_3^{(W)} = -2\varepsilon_w(\bar{v})\ell. \quad (6.11)$$

6.4. The third-order Kolmogorov relation for the inverse cascade range

To derive the scale-by-scale budget equation for the electrostatic invariant E we proceed similarly to the analysis that lead to equation 6.11. However, in this case, we are dealing with functions of real-space variable \mathbf{r} and its increment $\ell_r = \mathbf{r}' - \mathbf{r}$. Also, velocity will appear as a dummy variable of integration, so it will simplify our notation to refer to a single variable v in what follows — i.e. $\mathbf{R} = \mathbf{r} - \boldsymbol{\rho}(v)$, $\mathbf{R}' = \mathbf{r}' - \boldsymbol{\rho}(v)$ and $g' = g(\mathbf{R}', v)$, etc. , from which it follows that $\ell = \ell_r$ and we will refer to a single increment in position space, ℓ .

We take the gyrokinetic equation 2.7 for g and g' and multiply by φ' and φ respectively, then ensemble average and integrate over velocity v . The result is

$$(1 + \tau - \Gamma_0) \frac{\partial \Phi}{\partial t} - \nabla_\ell \cdot \mathbf{S}_3^{(E)} = \overline{2\pi \varphi' \int v dv \langle \langle C[h] \rangle_{\mathbf{R}} \rangle_{\mathbf{r}}} + \overline{2\pi \varphi \int v dv \langle \langle C'[h'] \rangle_{\mathbf{R}'} \rangle_{\mathbf{r}'}} + \overline{\varphi \mathcal{F}_E'} + \overline{\varphi' \mathcal{F}_E}, \quad (6.12)$$

where we have defined $\Phi = \overline{\varphi\varphi'}$ and introduced the third order structure function

$$\mathbf{S}_3^{(E)}(\ell) = 2\pi \int v dv \overline{\delta \langle \varphi \rangle_{\mathbf{R}} \delta \mathbf{v}_E \delta g}, \quad (6.13)$$

with $\delta \langle \varphi \rangle_{\mathbf{R}} = \langle \varphi' \rangle_{\mathbf{R}'} - \langle \varphi \rangle_{\mathbf{R}}$. Note that by homogeneity, we have $\Gamma_0 \Phi = \Gamma'_0 \Phi = \Gamma_0^{(\ell)} \Phi$ where $\Gamma_0^{(\ell)}$ operates in ℓ -space. Lastly, we have defined the electrostatic forcing $\mathcal{F}_E = 2\pi \int v dv \langle \mathcal{F} \rangle_{\mathbf{r}}$.

We can express the first term of equation 6.12 in terms of the rate of change of the invariant E and structure functions involving φ . Using homogeneity we find the following relation

$$(1 + \tau - \Gamma_0) \Phi = 2E - \frac{1}{2} \left(\overline{\delta \varphi^2} - \overline{\delta \varphi \delta (\Gamma_0 \varphi)} \right), \quad (6.14)$$

where $\delta(\Gamma_0 \varphi) = \Gamma'_0 \varphi' - \Gamma_0 \varphi$. In fluid turbulence, it is standard to neglect the time derivatives of structure functions in the stationary limit (e.g. Bernard (1999)). We follow this practice and substitute $(1 + \tau - \Gamma_0) \partial_t \Phi \approx 2 \partial_t E$ into equation 6.12. Taking the limit of small collisionality (or assuming $\ell \gg \ell_c$ for finite collisionality), equation 6.12 becomes

$$\frac{dE}{dt} = \frac{1}{2} \nabla_{\ell} \cdot \mathbf{S}_3^{(E)} + \frac{1}{2} \overline{\varphi \mathcal{F}'_E} + \frac{1}{2} \overline{\varphi' \mathcal{F}_E} \quad (6.15)$$

For $\ell = 0$ we have the global balance of E which describes the continual accumulation due to forcing:

$$\frac{dE}{dt} = \overline{\varphi \mathcal{F}_E} \equiv \varepsilon_E, \quad (6.16)$$

where ε_E is the injection rate of the electrostatic invariant E . Now recall that the forcing is assumed to be restricted to a scale ℓ_i as explained in the previous section on the forward cascade. For the inverse cascade, we are considering an inertial range such that $\ell \gg \ell_i$.

In this limit, the forcing term in equation 6.15 is zero and we may write the anisotropic third order inertial range result for the inverse cascade of the electrostatic invariant:

$$\nabla_\ell \cdot \mathbf{S}_3^{(E)} = 2\varepsilon_E. \quad (6.17)$$

Assuming isotropy, the solution is

$$\mathbf{S}_3^{(E)} = \varepsilon_E \boldsymbol{\ell}. \quad (6.18)$$

Note that in the CHM or Euler limit (the result is applicable to both Euler and CHM since they have the same nonlinearity), equation 6.17 may be manipulated to find agreement with the result of Boffetta *et al.* (2002) for CHM turbulence and the result of Bernard (1999) for two dimensional NS turbulence:

$$\nabla_\ell \cdot \overline{\delta \mathbf{u} |\delta \mathbf{u}|^2} = 4\varepsilon_E, \quad (6.19)$$

where $\mathbf{u} \equiv \mathbf{v}_{E0}$.

The two gyrokinetic results of this section, equation 6.11 and equation 6.18, hold for arbitrary spatial scales — i.e. they hold above, below and at the Larmor radius scale. (Note, however, that for equation 6.11, we have assumed the velocity scale satisfies $\ell_v \ll 1$.) In the sections that follow, we will consider the limit $\ell, \ell_v \ll 1$. This is the essentially limit where non-linear phase mixing is dominant and gyrokinetic turbulence exhibits the phase-space cascade.

6.5. *Self-similarity hypothesis and scaling in velocity space*

Notably, self-similarity in ℓ_v does not follow directly from equations 6.11 or 6.18. We argue now that there is in fact self-similar scaling in velocity space. We propose the

following dual self-similarity hypothesis: given fixed scales ℓ and ℓ_v , such that $\ell_v, \ell \ll 1$, the increment δg obeys

$$\delta g(\lambda\ell, \lambda\ell_v) \doteq \lambda^{h_g} \delta g(\ell, \ell_v). \quad (6.20)$$

The notation \doteq is meant to echo Frisch’s “equality in law.” That is, we take 6.20 to mean that δg exhibits this scaling statistically — i.e. where it appears in an ensemble average. For instance it implies $S_2(\lambda\ell, \lambda\ell_v)/S_2(\ell, \ell_v) = \lambda^{2h_g}$. The hypothesis may be justified from two perspectives. The first is the argument of decorrelation in velocity space as has been described by Schekochihin *et al.* (2008) and reiterated in section 5. A second point of view is based upon the fact that the collisionless gyrokinetic system is invariant to simultaneous scaling of \mathbf{R} and v by the same factor (this is the symmetry 6.1c with $\gamma = 1$). Thus, if we consider velocity increments $\ell_v \ll 1$ (that is, smaller than the thermal velocity, the characteristic scale of the Maxwellian), the statistics of the fluctuations should depend weakly on the centred velocity \bar{v} and obey a dual scaling in ℓ and ℓ_v — i.e. equation 6.20.

As we will prove later (see equations 7.20 and 7.21), this scaling hypothesis for δg implies a self-similarity for the gyro-averaged $E \times B$ velocity difference $\delta \mathbf{v}_E$:

$$\delta \mathbf{v}_E(\lambda\ell, \lambda\ell_v) \doteq \lambda^{h_E} \delta \mathbf{v}_E(\ell, \ell_v). \quad (6.21)$$

7. Spectral theory

7.1. Formalism

In this section we introduce a way of characterising velocity scales using a zeroth-order Hankel transform. Given a function $g(v)$, its Hankel transform is

$$\hat{g}(p) = \int_0^\infty v dv J_0(pv) g(v). \quad (7.1)$$

The Hankel transform is its own inverse. This is easily proved using the orthogonality of the zeroth-order Bessel functions:

$$\int_0^\infty J_0(p_1 x) J_0(p_2 x) x dx = \delta(p_1 - p_2) / p_1. \quad (7.2)$$

Also using this identity, the generalised Parseval's theorem for two functions f and g is found to be

$$\int_0^\infty v dv f(v) g(v) = \int_0^\infty p dp \hat{f}(p) \hat{g}(p). \quad (7.3)$$

An integral involving three Bessel functions is encountered in deriving the mode coupling due to the nonlinearity. This integral is

$$\int_0^\infty v dv J_0(p_1 v) J_0(p_2 v) J_0(p_3 v) = K(p_1, p_2, p_3), \quad (7.4)$$

where if p_1 , p_2 and p_3 form the sides of a triangle, then $K = 1/2\pi\Delta$ where Δ is the area of that triangle; if p_1 , p_2 and p_3 do not form the sides of a triangle, then $K = 0$.

With the help of the above identities, we may now rewrite the gyrokinetic system in Hankel–Fourier space. The Hankel–Fourier transform of the distribution function $g(\mathbf{R}, v)$ is

$$\hat{g}(\mathbf{k}, p) \equiv \frac{1}{2\pi} \int_{\mathbb{R}} d^2\mathbf{R} \int_0^\infty v dv J_0(pv) e^{-i\mathbf{k}\cdot\mathbf{R}} g(\mathbf{R}, v). \quad (7.5)$$

Neglecting collisions, the gyrokinetic system, equations 2.7 and 2.8, in spectral form is

$$\frac{\partial \hat{g}(\mathbf{k}, p)}{\partial t} = \frac{1}{2\pi} \int d^2 \mathbf{k}' \beta(k') (\mathbf{k} - \mathbf{k}') \cdot (\hat{\mathbf{z}} \times \mathbf{k}') \int q dq K(k', p, q) \hat{g}(\mathbf{k}', k') \hat{g}(\mathbf{k} - \mathbf{k}', q), \quad (7.6)$$

where β is defined in equation 2.12.

7.1.1. The free energy spectrum

Now we transform and inverse transform g and use homogeneity and isotropy to express the conserved quantity $\overline{g^2}$ in terms of the correlation function $G(\ell, v', v)$:

$$\overline{g^2}(v) = \int k dk p dp \ell d\ell v' dv' J_0(k\ell) J_0(pv') J_0(pv) G(\ell, v', v), \quad (7.7)$$

where we have used the equation 7.2 and the identity $\int d^2 \mathbf{k} e^{i\mathbf{k} \cdot \mathbf{r}} = (2\pi)^2 \delta(\mathbf{r})$. Note that isotropy has been used to reduce the Fourier transform in vector position increment ℓ to an Hankel transform in scalar increment ℓ . For simplicity, we consider generalised free energy corresponding to $\kappa = 1$ (see equation 3.2a):

$$W_{g1} = 2\pi \int v dv \frac{\overline{g^2}}{2}. \quad (7.8)$$

However, we stress that the spectral scaling results derived below will hold for general $\kappa(v)$ as long as this function has weak dependence on velocity ($\ell_v \sim 1$). Thus, scaling results will be reported in terms of $W_g(k, p)$, although W_{g1} will be used during intermediate steps, for the sake of consistent notation.

From equation 7.7 it follows that

$$W_{g1} = \int dk dp W_{g1}(k, p), \quad (7.9)$$

where

$$W_{g1}(k, p) \equiv \pi p k \int \ell d\ell v dv v' dv' J_0(k\ell) J_0(pv') J_0(pv) G(\ell, v', v). \quad (7.10)$$

The spectral density can also be expressed in terms of the Hankel–Fourier transform of the distribution function:

$$W_{g1}(k, p) = \pi p k \overline{\hat{g}(k, p)^2}. \quad (7.11)$$

Notice that equation 7.10 is not invertible, unlike the case of the Wiener-Khinchin formula found in fluid turbulence — i.e. , the correlation function $G(\ell, v', v)$ cannot be recovered from $W_g(k, p)$. Because of the lack of homogeneity in v , we have integrated over v and v' to define scales in velocity space via a single velocity-space wavenumber p . The spectrum $W_g(k, p)$ can be re-expressed in the more convenient velocity variables: the increment variable $\ell_v = v' - v$ and the centred velocity $\bar{v} = (v + v')/2$. Then equation 7.10 becomes

$$W_{g1}(k, p) = \pi p k \int \ell d\ell (\bar{v}^2 - \ell_v^2/4) d\ell_v d\bar{v} J_0(k\ell) Q(p, \ell_v, \bar{v}) G(\ell, \ell_v, \bar{v}), \quad (7.12)$$

where

$$Q(p, \ell_v, \bar{v}) = J_0[p(2\bar{v} + \ell_v)/2] J_0[p(2\bar{v} - \ell_v)/2]. \quad (7.13)$$

7.2. Spectral scaling in the inertial ranges

Thus far, in section 7, we have not made any assumption about the size of k or p and the equations presented have been exact. Now we will assume that $k \gg 1$ and $p \gg 1$. First we prove some results which should hold for either the forward or inverse cascade ranges. Then in section 7.3, we will derive specific scaling laws for the forward cascade range and in section 7.4 we will derive the scaling laws for the inverse cascade range.

Consider equation 7.12. To begin, we take $p\bar{v} \gg 1$ so that we can use the large-argument

approximation of the Bessel functions in $Q(p, \ell_v, \bar{v})$. Also, we assume that the correlation function $G(\ell_v)$ is peaked around small ℓ_v so the integral is dominated by $\ell_v \ll \bar{v}$. In this limit,

$$Q(p, \ell_v, \bar{v}) \approx \frac{1}{4\pi p \bar{v}} [\sin(2p\bar{v}) + \cos(p\ell_v)]. \quad (7.14)$$

Substituting this expression into equation 7.12, we see that the term proportional to $\sin(2p\bar{v})$ oscillates rapidly in \bar{v} — while other quantities in the integrand depend only weakly on \bar{v} — so is negligible.⁵ Then, using $G = (\overline{g^2} + \overline{(g')^2} - S_2)/2$, we can express $W_g(k, p)$ in terms of $S_2 = \overline{\delta g^2}$ for non-zero k and p :

$$W_{g1}(k, p) \approx -\frac{k}{8} \int \ell d\ell \bar{v} d\bar{v} d\ell_v J_0(k\ell) \cos(p\ell_v) S_2(\ell, \ell_v, \bar{v}). \quad (7.15)$$

Then self-similarity of δg (equation 6.20) implies that $W_{g1}(k, p)$, and, therefore, $W_g(k, p)$, must satisfy the scaling

$$W_g(\lambda k, \lambda p) = \lambda^\nu W_g(k, p), \quad (7.16)$$

with

$$\nu = -2 - 2h_g. \quad (7.17)$$

(Note that to arrive at this scaling, we have assumed that the bounds of the integration of ℓ_v in equation 7.15 are not important since we are concerned with the small ℓ_v behaviour of the integral.) To determine the scaling index ν we will now find its relationship to

⁵ To make this statement more rigorous, one may consider the scaling results given by equation 7.24. For instance, if we consider $\ell = 0$, we then have $S_2 \sim |\ell_v|^{1/3}$ and the term we have neglected is indeed smaller by a factor of p^{-2} .

h_E , the scaling index of the gyro-averaged $E \times B$ velocity structure function $\delta \mathbf{v}_E$ (see equation 6.21). We will write $S_{2E} = \overline{|\delta \mathbf{v}_E|^2}$ in terms of the spectral free energy density $W_{g1}(k, p)$ and take the limit $\ell_v \ll \bar{v}$ as above. From quasi-neutrality we have

$$S_{2E} = \int dk H(k, \ell, v, v') W_{g1}(k, k), \quad (7.18)$$

where

$$H(k, \ell, v, v') = -\frac{k\beta^2(k)}{\pi} [J_0^2(kv') + J_0^2(kv) - 2J_0(kv')J_0(kv)J_0(k\ell)]. \quad (7.19)$$

Expanding this in the limit $k\bar{v} \gg 1$ and $\ell_v \ll \bar{v}$, as done for Q above, only part of H contributes significantly to the integral of equation 7.18 and we may take

$$S_{2E} \approx \frac{2}{(1+\tau)^2 \bar{v}} \int dk [1 - \cos(k\ell_v)J_0(k\ell)] W_{g1}(k, k). \quad (7.20)$$

From equation 7.20 we may determine the scaling index h_E in terms of ν , the scaling index of W_g :

$$2h_E = -1 - \nu. \quad (7.21)$$

7.3. Spectral scaling in the forward cascade range

As a consequence of self similarity hypothesis and the third order result, equation 6.9, we have the following scaling law for $\mathbf{S}_3^{(W)}$ (defined by equation 6.5):

$$\mathbf{S}_3^{(W)}(\lambda \ell, \lambda \ell_v) = \lambda \mathbf{S}_3^{(W)}(\ell, \ell_v) \quad (7.22)$$

Thus, the scaling indices for δg and $\delta \mathbf{v}_E$ satisfy the following relation in the forward cascade range:

$$2h_g + h_E = 1. \quad (7.23)$$

Now we may combine our results for the high- k limit to obtain unique scaling indices for δg , $\delta \mathbf{v}_E$ and $W_g(k, p)$. From equations 7.17, 7.21 and 7.23 we have

$$h_g = 1/6, \quad (7.24a)$$

$$h_E = 2/3, \quad (7.24b)$$

$$\nu = -7/3. \quad (7.24c)$$

And, therefore, taking $p = k$ we have the power law

$$W_g(k, k) \propto k^{-7/3}, \quad (7.25)$$

which implies the large- k limit of the electrostatic invariant E is

$$E(k) \approx (1 + \tau)E_\varphi(k) = \frac{1}{k(1 + \tau)}W_{g1}(k, k) \propto k^{-10/3}. \quad (7.26)$$

This scaling for the electrostatic spectrum $E_\varphi(k)$ is in agreement with the previous phenomenological predictions of Schekochihin *et al.* (2008, 2009) (see section 5), and has been confirmed numerically by Tatsuno *et al.* (2009a,b).

7.3.1. The phase-space spectrum $W_g(k, p)$

We have already seen that the phase-space spectrum $W_g(k, p)$ obeys the scaling law given by equation 7.16, with $\nu = -7/3$. To obtain this scaling, we have assumed $k \gg 1$ and $p \gg 1$, but have assumed nothing about the relative size of k to p . In the subsidiary limits $k \gg p$ and $k \ll p$, we can show that the spectrum $W_g(k, p)$ has a power law separately in k and p . The results we obtain are

$$W_g(k, p) \propto \begin{cases} k^{-2} p^{-1/3}, & \text{for } k \gg p \gg 1 \\ p^{-2} k^{-1/3}, & \text{for } p \gg k \gg 1. \end{cases} \quad (7.27)$$

We will present the argument for $k \gg p$ and omit the case $k \ll p$ which is analogous. In the limit $k \gg p$, the scaling of the spectrum $W_g(k, p)$ is determined by the scaling of the S_2 in the limit that $\ell \ll \ell_v$. Combining the scaling hypothesis given by equation 6.20 with the solution for the scaling index, $h_g = 1/6$, we may express S_2 in terms of a scaling function ψ :

$$S_2 = |\ell_v|^{1/3} \psi \left(\frac{\ell}{|\ell_v|} \right). \quad (7.28)$$

Now assuming that for $\ell_v \neq 0$ the structure function is non-zero, $S_2(\ell = 0) \neq 0$, we have $S_2(\ell = 0) \propto |\ell_v|^{1/3}$ which implies that $\psi(0) = \psi_0 \neq 0$. Taylor expanding around $\ell/\ell_v = 0$ we obtain

$$S_2 \approx |\ell_v|^{1/3} \left[\psi_0 + \left(\frac{\ell}{|\ell_v|} \right) \psi'_0 \right]. \quad (7.29)$$

When we substitute this into the expression for $W_{g1}(k, p)$, equation 7.15, the leading order term is negligible for non-zero k . Thus $W_{g1}(k, p)$ is

$$W_{g1}(k, p) \approx -\frac{k\psi'_0}{8} \int \ell d\ell \bar{v} d\bar{v} d\ell_v J_0(k\ell) \cos(p\ell_v) (|\ell_v|^{-2/3} \ell). \quad (7.30)$$

It is easy to see that equation 7.30 implies the power law $W_g(k, p) \propto p^{-1/3} k^{-2}$. Repeating this analysis for the limit $k \ll p$ completes the demonstration of equation 7.27.

7.3.2. The one-dimensional spectra $W_g(k)$ and $W_g(p)$

By integrating equation 7.10 over p we obtain (for non-zero k)

$$W_{g1}(k) \equiv \int dp W_{g1}(k, p) = -\pi \frac{k}{2} \int \ell d\ell v dv J_0(k\ell) S_2(\ell, v, v). \quad (7.31)$$

And integrating equation 7.15 over k we obtain

$$W_{g1}(p) \equiv \int dk W_{g1}(k, p) = -\frac{1}{8} \int \bar{v} d\bar{v} d\ell_v \cos(p\ell_v) S_2(\ell = 0, \ell_v, \bar{v}). \quad (7.32)$$

The scaling of S_2 for zero gyro-position increment $\ell = 0$ can be obtained from equation 7.29. The scaling of S_2 for zero velocity increment ℓ_v is obtained analogously. We find the following power laws:

$$W_g(k) \propto k^{-4/3}, \quad (7.33)$$

and

$$W_g(p) \propto p^{-4/3}. \quad (7.34)$$

The power law for $W_g(k)$ agrees with the prediction by Schekochihin *et al.* (2008, 2009) while the power law for $W_g(p)$ is a new prediction. Both scaling laws have been confirmed numerically by Tatsuno *et al.* (2009a,b). As a consistency check one may integrate $W_g(k, p)$ directly, using the asymptotic forms from equation 7.27, to obtain roughly $W_g(p) \sim \int_0^p dk k^{-1/3} p^{-2} + \int_p^\infty dk k^{-2} p^{-1/3} \sim p^{-4/3}$. This works likewise for $W_g(k)$.

7.4. The inverse cascade of the electrostatic invariant

We now turn to the scaling of the spectra for the high- k inverse cascade range, $1 \ll k \ll k_i$. We must take care in deducing the scaling index h_g of the increment δg from the expression for $\mathbf{S}_3^{(E)}$, equation 6.18. From the random walk argument of the phenomenology section (5), we expect that the velocity integration of δg should, roughly speaking, introduce a factor of $\ell^{1/2}$. This ‘rule of thumb’ has been validated in the forward cascade

range by the numerical results of Tatsuno *et al.* (2009*a,b*) and further by the Hankel transform treatment in the previous section. To formalise this, we introduce the scaling hypothesis

$$\int dv F(v) \delta g(\lambda \ell, v) \doteq \lambda^{h_g+1/2} \int dv F(v) \delta g(\ell, v), \quad (7.35)$$

where $F(v)$ is a function of v . Also note that $\delta g(\ell, v) = g(\mathbf{R}', v) - g(\mathbf{R}, v)$ has dependence on a single velocity v . Applying hypothesis 7.35 to the result for $\mathbf{S}_3^{(E)}$, equation 6.18, we find the following relationship between the scaling indices

$$2h_E + h_g = -1/2, \quad (7.36)$$

Combing equations 7.17, 7.21 and 7.36 we have

$$\nu = -1, \quad (7.37)$$

which implies that

$$h_g = -1/2. \quad (7.38)$$

This leads directly to the spectra

$$E(k) \propto k^{-2}, \quad (7.39a)$$

$$W_g(k, k) \propto k^{-1}, \quad (7.39b)$$

$$W_g(k, p) \propto \begin{cases} k^{-2}p, & \text{for } k \gg p \\ p^{-2}k, & \text{for } k \ll p \end{cases} \quad (7.39c)$$

$$W_g(k) \propto k^0, \quad (7.39d)$$

$$W_g(p) \propto p^0, \quad (7.39e)$$

where 7.39c, 7.39d and 7.39e are found by adapting the arguments of section 7.3.1 for the inverse cascade result $h_g = -1/2$.

8. Conclusion

8.1. Summary

In this paper we have considered forced two dimensional gyrokinetics as a simple paradigm for magnetised plasma turbulence. We have explored how the nonlinear phase-mixing mechanism gives rise to a phase-space cascade to scales much smaller than the Larmor radius. We have investigated the relationship between the inertial range cascades in fluid theories (CHM and two dimensional Euler turbulence) and gyrokinetics, and found a simple relationship between the fluid invariants and the kinetic invariants, given by equation 4.7. The gyrokinetic free energy invariant W_g is cascaded to fine scales and is ultimately dissipated by collisions. Concurrently, there is a gyrokinetic electrostatic invariant E which we predict cascades inversely from very fine scales (e.g. the electron

Larmor radius) to long wavelengths — possibly even to wavelengths of the CHM/Euler limits, much larger than the ion Larmor radius.

In addition to a phenomenological derivation of spectral scaling laws, we have given derivations of exact third-order laws for the forward cascade range and for the inverse cascade range. These derivations are based upon general considerations of symmetries of the gyrokinetic equation, following the example set by the presentation by Frisch (1995).

Combining the exact third order results with a dual self-similarity hypothesis, we are able to reproduce the phenomenological scaling laws for both the forward cascade range and the inverse cascade range. Since the methods used are different, this can be seen as an independent confirmation of these scaling laws.

The dual self-similarity hypothesis is also used to predict scaling laws for the phase-space spectrum. To describe the velocity spectrum, we introduce the use of a zeroth-order Hankel transformation. This novel spectral treatment of perpendicular velocity space may in general, be found useful for theoretical and numerical applications in gyrokinetics.

8.2. *Forcing and universality*

The work of this paper explores the fundamental nonlinear processes which govern the turbulent evolution of a magnetised plasma. For the sake of both simplicity and generality, we do not fix the particular mechanism which would drive this turbulence. It may, for instance, be driven by linear instabilities which are induced by a large-scale free energy gradient. In this case, additional (linear) terms in the gyrokinetic equation must be included to account for the variation in the background equilibrium; we note that a simple phenomenological calculation shows that the additional terms do not invalidate the inertial range assumption at fine scales. The details of these arguments are left for future work.

Encouragingly, the scaling for $E(k)$ in the forward cascade range has already been

independently observed in a fusion-relevant simulation by Görler & Jenko (2008). Also, the works Tatsuno *et al.* (2009*a,b*) give strong numerical evidence of the scalings predicted by Schekochihin *et al.* (2008, 2009) and the new phase-space predictions for $W_g(k, p)$ in the forward cascade range. Numerical investigation of other novel predictions of this paper, including the exact laws and the spectral scalings for the inverse cascade range, is left for the future.

8.3. Future work

There are some issues not addressed by this work which should be given high priority. First, a more complete investigation of the gyrokinetic turbulence cascade would include physical content such as electromagnetic effects and the correct linear instability drives. Electromagnetism introduces a fluctuating magnetic field into the nonlinearity which couples to the distribution function through Ampere's law and will enrich the problem substantially.

The present work requires some extension to be applied to the realistic fusion scenarios. As a general point, it should be noted that the macroscopic properties of a fusion plasma (i.e. transport) are most strongly influenced by scales at the forcing range or larger. This has meant that inertial range ideas are not a focus of present day magnetically confined fusion research. Yet, as a fundamental nonlinear process, it is clear that the phase-space cascade is a central problem for fusion.

Effects of the third spatial dimension must be investigated. For instance, the assumption that the parallel streaming term (see equation 2.2) may be neglected requires careful justification. In the context of tokamak turbulence, a conventional assumption is that one may take the size of k_{\parallel} to correspond to the distance along a field line from the stable side to the unstable side of the toroidal magnetic surface. If this assumption holds, the nonlinearity will dominate over the parallel streaming term for sufficiently small (per-

pendicular) scales. In a more general context (i.e. not specific to fusion), the term is believed to play a special role in the Alfvén wave cascade — which can be treated within gyrokinetic theory. In this case, it is believed that a critical balance condition is satisfied where the generation of finer scales in k_{\parallel} ensures that the parallel term must be included (at dominant order) at all scales in the cascade forward. (For gyrokinetics, however, it has been argued by Schekochihin *et al.* (2008) that linear phase-mixing process that results from this term must become much weaker than the nonlinear phase-mixing at small scales. Therefore, the scaling theory should still hold for the inertial range of the forward cascade.)

The linear phase-mixing process, due to the parallel streaming term, generates fine scales in parallel velocity space (v_{\parallel}) dependence of the distribution function. The nonlinear simulations and theoretical work of Watanabe & Sugama (2004) demonstrate how this parallel phase-mixing plays a role in the statistical steady state of the entropy cascade. This is complimentary to our work.

In general, the present capabilities of numerical simulations allow a detailed investigation of (perpendicular) nonlinear phase mixing or (parallel) linear phase-mixing, but not both. Thus a theoretical investigation of the full five-dimensional theory (that is, three position dimensions and two velocity dimensions) currently has the opportunity to pave the way to a deeper understanding of the turbulent steady state in magnetised plasma turbulence.

Acknowledgements

GGP would like to acknowledge scholarship support from the Wolfgang Pauli Institute, Vienna. GGP and TT were supported by the US DOE sponsored Center for Multiscale Plasma Dynamics, Grant No. DE-FC02-04ER54785; they also thank the Leverhulme

Trust International Network for Magnetised Plasma Turbulence (Grant F/07 058/AP) for travel support. AAS was supported by an STFC Advanced Fellowship and by the STFC Grant ST/F002505/1.

REFERENCES

- ABEL, I. G., BARNES, M., COWLEY, S. C., DORLAND, W. & SCHEKOCIHIN, A. A. 2008 Linearized model fokker–planck collision operators for gyrokinetic simulations. i. theory. *Phys. Plasmas* **15** (12), 122509.
- ANTONSEN, T. M. & LANE, B. 1980 Kinetic equations for low frequency instabilities in inhomogeneous plasmas. *Phys. Fluids* **23** (6), 1205–1214.
- BATCHELOR, G. K. 1969 Computation of the energy spectrum in homogeneous two-dimensional turbulence. *Phys. Fluids* **12** (12), II–233–II–239.
- BERNARD, DENIS 1999 Three-point velocity correlation functions in two-dimensional forced turbulence. *Phys. Rev. E* **60** (5), 6184–6187.
- BOFFETTA, G., LILLO, F. DE & MUSACCHIO, S. 2002 Inverse cascade in charney-hasegawa-mima turbulence. *Europhys. Lett.* **59** (5), 687–693.
- BRIZARD, A. J. & HAHM, T. S. 2007 Foundations of nonlinear gyrokinetic theory. *Rev. Mod. Phys.* **79** (2), 421.
- CATTO, P. J., TANG, W. M. & BALDWIN, D. E. 1981 Generalized gyrokinetics. *Plasma Phys.* **23** (7), 639–650.
- CATTO, P. J. & TSANG, K. T. 1977*a* Linearized gyro-kinetic equation with collisions. *Physics of Fluids* **20** (3), 396–401.
- CATTO, P. J. & TSANG, K. T. 1977*b* Linearized gyro-kinetic equation with collisions. *Phys. Fluids* **20** (3), 396–401.
- CHARNEY, J. G. 1971 Geostrophic turbulence. *J. Atmos. Sci.* **28**, 10871095.
- DORLAND, W. & HAMMETT, G. W. 1993 Gyrofluid turbulence models with kinetic effects. *Phys. Fluids B* **5** (3), 812–835.
- FJØRTOFT, R. 1953 On the changes in the spectral distribution of kinetic energy for two-dimensional non-divergent flow. *Tellus* **5** (3), 225.

- FRIEMAN, E. A. & CHEN, L. 1982 Nonlinear gyrokinetic equations for low-frequency electromagnetic waves in general plasma equilibria. *Phys. Fluids* **25** (3), 502–508.
- FRISCH, U. 1995 *Turbulence: The Legacy of A. N. Kolmogorov*. Cambridge University Press.
- GÖRLER, T. & JENKO, F. 2008 Multiscale features of density and frequency spectra from nonlinear gyrokinetics. *Physics of Plasmas* **15** (10), 102508.
- HASEGAWA, A. & MIMA, K. 1978 Pseudo-three-dimensional turbulence in magnetized nonuniform plasma. *Phys. Fluids* **21** (1), 87–92.
- HOWES, G. G., COWLEY, S. C., DORLAND, W., HAMMETT, G. W., QUATAERT, E. & SCHEKOCIHIN, A. A. 2006 Astrophysical gyrokinetics: Basic equations and linear theory. *Astrophys. J.* **651** (1), 590–614.
- HOWES, G. G., COWLEY, S. C., DORLAND, W., HAMMETT, G. W., QUATAERT, E. & SCHEKOCIHIN, A. A. 2008 A model of turbulence in magnetized plasmas: Implications for the dissipation range in the solar wind. *J. Geophys. Res.* **113**, A05103.
- KOLMOGOROV, A. N. 1941 Dissipation of energy in the locally isotropic turbulence. *Dokl. Akad. Nauk SSSR* **32**, 16–18.
- KRAICHNAN, R. H. 1967 Inertial ranges in two-dimensional turbulence. *Phys. Fluids* **10** (7), 1417–1423.
- KROMMES, J. A. 2002 Fundamental statistical descriptions of plasma turbulence in magnetic fields. *Phys. Rep.* **360**, 1–352.
- KROMMES, J. A. & HU, G. 1994 The role of dissipation in the theory and simulations of homogeneous plasma turbulence, and resolution of the entropy paradox. *Phys. Plasmas* **1** (10), 3211–3238.
- LESIEUR, M. & HERRING, J. 2006 Diffusion of a passive scalar in two-dimensional turbulence. *J. Fluid Mech.* **161**, 77–95.
- OBUKHOV, A. M. 1941a On the distribution of energy in the spectrum of turbulent flow. *Dokl. Akad. Nauk SSSR* **32** (1), 22–24.
- OBUKHOV, A. M. 1941b Spectral energy distribution in a turbulent flow. *Izv. Akad. Nauk SSSR Ser. Geogr. Geofiz.* **5** (4-5), 453–466.

- RUTHERFORD, P. H. & FRIEMAN, E. A. 1968 Drift instabilities in general magnetic field configurations. *Phys. Fluids* **11** (3), 569–585.
- SCHEKOCHIHIN, A. A., COWLEY, S. C., DORLAND, W., HAMMETT, G. W., G. G. HOWES, E. QUATAERT & TATSUNO, T. 2009 Astrophysical gyrokinetics: kinetic and fluid turbulent cascades in magnetized weakly collisional plasmas. *Astrophys. J. Suppl.* .
- SCHEKOCHIHIN, A. A., COWLEY, S. C., DORLAND, W., HAMMETT, G. W., HOWES, G. G., PLUNK, G. G., QUATAERT, E. & TATSUNO, T. 2008 Gyrokinetic turbulence: a nonlinear route to dissipation through phase space. *Plasma Phys. Control. Fusion* **50** (12), 124024.
- SUGAMA, H., OKAMOTO, M., HORTON, W. & WAKATANI, M. 1996 Transport processes and entropy production in toroidal plasmas with gyrokinetic electromagnetic turbulence. *Phys. Plasmas* **3** (6), 2379–2394.
- TATSUNO, T., BARNES, M., COWLEY, S. C., DORLAND, W., PLUNK, G. G. & SCHEKOCHIHIN, A. A. 2009a Nonlinear phase mixing and phase-space cascade of entropy in gyrokinetic plasma turbulence. *Phys. Rev. Lett.*, *submitted* .
- TATSUNO, T., PLUNK, G. G., DORLAND, W., SCHEKOCHIHIN, A. A., BARNES, M., COWLEY, S. C. & HOWES, G. G. 2009b Direct and inverse cascades in phase-space turbulence of magnetized plasmas. *Phys. Plasmas*, *in preparation* .
- TAYLOR, J. B. & HASTIE, R. J. 1968 Stability of general plasma equilibria - i formal theory. *Plasma Phys.* **10** (5), 479–494.
- TAYLOR, J. B. & MCNAMARA, B. 1971 Plasma diffusion in two dimensions. *Phys. Fluids* **14** (7), 1492–1499.
- WATANABE, T.-H. & SUGAMA, H. 2004 Kinetic simulation of steady states of ion temperature gradient driven turbulence with weak collisionality. *Phys. Plasmas* **11** (4), 1476–1483.
- YAGLOM, A. M. 1949 On the local structure of a temperature field in a turbulent flow. *Dokl. Akad. Nauk. SSSR* **69**, 743.