

Semiclassical instability of dynamical warp drives

Stefano Finazzi,^{1,*} Stefano Liberati,^{1,†} and Carlos Barceló^{2,‡}

¹*International School for Advanced Studies, via Beirut 2-4, Trieste 34014, Italy;
INFN sezione di Trieste*

²*Instituto de Astrofísica de Andalucía, CSIC, Camino Bajo de Huétor 50, 18008 Granada, Spain
(Dated: April 1, 2019)*

Warp drives are very interesting configurations in General Relativity: At least theoretically, they provide a way to travel at superluminal speeds, albeit at the cost of requiring exotic matter to exist as solutions of Einstein's equations. However, even if one succeeded in providing the necessary exotic matter to build them, it would still be necessary to check whether they would survive to the switching on of quantum effects. Semiclassical corrections to warp-drive geometries have been analyzed only for eternal warp-drive bubbles traveling at fixed superluminal speeds. Here, we investigate the more realistic case in which a superluminal warp drive is created out of an initially flat spacetime. First of all we analyze the causal structure of eternal and dynamical warp-drive spacetimes. Then we pass to the analysis of the renormalized stress-energy tensor (RSET) of a quantum field in these geometries. While the behavior of the RSET in these geometries has close similarities to that in the geometries associated with gravitational collapse, it shows dramatic differences too. On one side, an observer located at the center of a superluminal warp-drive bubble would generically experience a thermal flux of Hawking particles. On the other side, such Hawking flux will be generically extremely high if the exotic matter supporting the warp drive has its origin in a quantum field satisfying some form of Quantum Inequalities. Most of all, we find that the RSET will exponentially grow in time close to, and on, the front wall of the superluminal bubble. Consequently, one is led to conclude that the warp-drive geometries are unstable against semiclassical back-reaction.

PACS numbers: 04.20.Gz, 04.62.+v, 04.70.Dy

Keywords: warp drive, Hawking radiation, horizons

I. INTRODUCTION

Since Alcubierre introduced them [1], warp drives have been certainly one of the most studied spacetime geometries among those requiring exotic matter for its existence (see [2] for a recent review about “exotic spacetimes”). They were immediately recognized as interesting configurations for two main reasons. Firstly, they provide, at least theoretically, a way to travel at superluminal speeds: A warp drive can be described as a spheroidal bubble separating an almost flat internal region from an external asymptotically flat spacetime with respect to which the bubble moves at an arbitrary speed. The idea is that although on top of a spacetime nothing can move with speeds greater than that of light, spacetime itself has no any a priori restriction on the speed with which it can be stretched. Secondly, they provide an exciting ground for testing our comprehension of general relativity (GR) and quantum field theory in curved spacetimes (for instance when investigating warp-drive implications for causality [3]).

In its original form [1] the warp-drive geometries are described by the simple expression

$$ds^2 = -c^2 dt^2 + [dx - v(r)dt]^2 + dy^2 + dz^2, \quad (1)$$

where $r \equiv \sqrt{(x - v_0 t)^2 + y^2 + z^2}$ is the distance from the center of the bubble and v_0 the warp-drive velocity. Here and thereafter $v = v_0 f(r)$ with f a suitable smooth function satisfying $f(0) = 1$ and $f(r) \rightarrow 0$ for $r \rightarrow \infty$.

After the warp-drive spacetimes were proposed, the most investigated aspect of them has been the amount of exotic matter (*i.e.* energy-conditions-violating matter) that would be required to support them.¹ It was soon realized that this was not only related to the size of the warp-drive bubble but also determined by the thickness of the bubble walls [6]. It was found that, if the exoticity was provided by the quantum nature of a field, satisfying therefore the so-called *Quantum Inequalities* (QI),² then, the violations of the energy conditions would have to be confined to Planck-size regions, making the bubble-wall thickness Δ to be, accordingly, of Planck size ($\Delta \leq 10^2 (v_0/c) L_P$, where L_P is the Planck length). However, it can be shown that very thin walls require very large amounts of exotic matter: *e.g.* In order to support a warp-drive bubble with a size of about 100 m and propagating at $v_0 \approx c$, one would need a

*Electronic address: finazzi@sissa.it

†Electronic address: liberati@sissa.it

‡Electronic address: carlos@iaa.es

¹ While initially it was supposed that exotic matter was needed only for superluminal warp drives ($v_0 > c$), it was later recognized [4, 5] that energy-conditions-violating matter is needed also for subluminal speeds. This points out that the need of exotic matter is peculiar of the warp-drive geometry itself, not appearing only in the superluminal regime.

² See [7] for a review about quantum inequalities applied to some exotic spacetimes.

total negative energy $|E| \gg 10^{11} M_\odot$.³ Perspectives for warp-drive engineering can be improved by resorting to a modified warp-drive configuration with a reduced surface area but the same bubble volume [8]. The total amount of negative energy required to support these warp drives becomes quite smaller (for example $|E_-| \approx 0.3 M_\odot$ for a 100 m-radius bubble, although one has to add as well some positive energy outside the bubble $E_+ \approx 2.5 M_\odot$), bringing the warp drive closer to a realistic solution albeit still far from foreseeable realizations.

Regarding the feasibility of warp-drive configurations, a parallel line of research has focused on the study of their robustness against the introduction of quantum corrections to GR. In particular, in [9] it was studied what it would be the effect of having semiclassical corrections in the case of an eternal superluminal warp drive. There, it was noticed that to an observer within the warp-drive bubble, the backward and forward walls (along the direction of motion) look respectively as the horizon of a black hole and of a white hole. By imposing over the spacetime a quantum state which is vacuum at the null infinities (*i.e.* what one may call the analogue of the Boulware state for an eternal black hole) it was found that the renormalized stress-energy tensor (RSET) diverges at the horizons.⁴ Independently of the availability of exotic matter to build the warp drive in the first place, the existence of a divergence of the RSET at the horizons would be telling us that it is not possible to create a warp-drive geometry within the context of semiclassical GR: Semiclassical effects would destroy any superluminal warp drive. However, in a more realistic situation, a warp drive would have to be created at a very low velocity in a given reference frame and then accelerated to superluminal speeds. One may then expect that the quantum state globally defined on such dynamical geometry would be automatically selected by the dynamics once suitable boundary conditions are provided (*e.g.* at early times). This is indeed the case for a gravitational collapse where it can be shown that, whenever a trapping horizon forms, the globally defined quantum state that is vacuum on \mathcal{I}^- has to be thermal at \mathcal{I}^+ (at the Hawking temperature) and regular at the horizon. In other words, the dynamics of the collapse avoids selecting a Boulware-like state, with its associated divergence at the horizon, ending up instead selecting the analogous for collapsing configurations of the Unruh vacuum state defined on eternal black holes, which leads to a perfectly regular RSET. Is the dynamics of the creation of a warp drive, with its associated selection of the global vacuum state, able to avoid the presence of divergences in the RSET? Indeed, in [9] it was already noticed that an

Unruh-like state rather than a Boulware-like state should be expected to describe the quantum state characterizing a superluminal warp-drive creation.

In this paper we want to settle down this issue by explicitly considering the case of a warp drive which is created with zero velocity at early times and then accelerated up to some superluminal speed in a finite amount of time. This can be viewed as the warp-drive analogue of a semiclassical black hole collapse [10]. By restricting attention to warp drives in $1+1$ dimensions (since this is the only case for which one can carry out a complete analytic treatment), we have calculated the RSET in the warp-drive bubble. As we were expecting, we find that in the center of the bubble there is a thermal flux of particles at the Hawking temperature corresponding to the surface gravity of the black horizon. However, the surface gravity can be shown to be inversely proportional to the thickness of the bubble walls which, as said, has to be of the order of the Planck length if some form of QI holds. Hence, one has to conclude that an internal observer would soon find itself in the uncomfortable condition of being swamped by a thermal flux at the Planck temperature. Even worse, we do show that the RSET does increase exponentially with time on the white horizon and close to it (while it is regular and small on the black one). This clearly implies that warp drives would become rapidly unstable once superluminal speeds are reached.

The plan of the paper is the following. In Sect. II we study the causal structure of both an eternal and a dynamic warp drive. In Sect. III we discuss the propagation of light rays in a dynamical warp-drive geometry in close analogy with the standard treatment for black holes.⁵ Finally, in Sect. IV we calculate the full RSET using the technique adopted in [10] for black hole formation and look for its divergences. A summary of our results is given in Sect. V.

II. CAUSAL STRUCTURE OF A SUPERLUMINAL WARP DRIVE

We investigate the causal structure of a warp drive, following the method presented in [12], for spacetimes whose metrics can be written in Painlevé–Gullstrand coordinates. We begin from an eternal warp drive, moving at constant velocity, and then we study a dynamic situation in which a warp-drive bubble is accelerated.

³ If one could somehow avoid the QI, then it would be possible to build warp drives with much larger wall thickness. For example, for $\Delta \simeq 1\text{m}$ one would only need $|E| \gtrsim 1/4 M_\odot$.

⁴ Through all this paper we shall work in the Heisenberg representation so that only operators, not the states, do evolve in time.

⁵ A similar result was found by [11].

A. Eternal superluminal warp drive

In 1+1 dimensions Alcubierre's metric (1) reduces to

$$ds^2 = -c^2 dt^2 + [dx - v(r)dt]^2. \quad (2)$$

Here r is defined as the signed distance from the center of the bubble, $r \equiv x - v_0 t$. Again we define $v(r) = v_0 f(r)$ but f is now taken to be defined also for negative values of r . Its boundary conditions will be $f(0) = 1$ and $f(r) \rightarrow 0$ for $r \rightarrow \pm\infty$. For illustrative purposes, let us choose the following simple bell-shaped function:

$$f(r) = \frac{1}{\cosh(r/a)} \quad (3)$$

and $v_0 > c$, that is, our warp drive is superluminal. We want to stress that all the results of this paper do not depend on the particular choice of the function f . They are still valid providing that it satisfies the above conditions. We have chosen a particular form for it just for simplicity. Now, by using (t, r) coordinates the metric (2) reads

$$ds^2 = -c^2 dt^2 + [dr - \bar{v}(r)dt]^2, \quad \bar{v}(r) = v(r) - v_0. \quad (4)$$

Note that $\bar{v} < 0$ because the warp drive is right-going ($v > 0$) but $v(r) \leq v_0$.

By definition, at any time the center of the bubble is located at $r = 0$. The causal structure of this metric can be analyzed following [12]. Let us define the warp-drive Mach number $\alpha \equiv v_0/c$. The shift velocity becomes

$$\bar{v}(r) = \alpha c \left[\frac{1}{\cosh(r/a)} - 1 \right]. \quad (5)$$

Two horizons appear when $\alpha > 1$. Their positions are found by putting \bar{v} equal to $-c$.

$$r_{1,2} = \mp a \ln \left(\beta + \sqrt{\beta^2 - 1} \right), \quad \beta \equiv \frac{\alpha}{\alpha - 1} > 1. \quad (6)$$

Due to our simple profile choice, the two horizons are symmetrically located with respect to $r = 0$. In more general situations r_1 and r_2 will be completely arbitrary satisfying only $r_1 < r_2$.

Right- and left-going null coordinates u and v can be defined as

$$du \equiv dt - \frac{dr}{c + \bar{v}(r)}, \quad (7)$$

$$dw \equiv dt + \frac{dr}{c - \bar{v}(r)}. \quad (8)$$

We note that the spacetime is divided in three distinct regions *I* ($r < r_1$), *II* ($r_1 < r < r_2$), *III* ($r > r_2$): There are no u -rays connecting these regions, while w -rays cross all the regions; when r approaches the horizons,

u diverges logarithmically. Integrating these equations we find

$$u_I = t + \frac{r}{c(\alpha - 1)} - \frac{a\beta}{c(\alpha - 1)\sqrt{\beta^2 - 1}} \ln \left[\frac{e^{-(r-r_1)/a} - 1}{e^{-(r-r_2)/a} - 1} \right], \quad (9)$$

$$u_{II} = t + \frac{r}{c(\alpha - 1)} - \frac{a\beta}{c(\alpha - 1)\sqrt{\beta^2 - 1}} \ln \left[\frac{1 - e^{-(r-r_1)/a}}{e^{-(r-r_2)/a} - 1} \right], \quad (10)$$

$$u_{III} = t + \frac{r}{c(\alpha - 1)} - \frac{a\beta}{c(\alpha - 1)\sqrt{\beta^2 - 1}} \ln \left[\frac{1 - e^{-(r-r_1)/a}}{1 - e^{-(r-r_2)/a}} \right], \quad (11)$$

$$w = t + \frac{r}{c(\alpha + 1)} + \frac{2a\gamma}{c(\alpha + 1)\sqrt{1 - \gamma^2}} \arctan \left(\frac{e^{r/a} - \gamma}{\sqrt{1 - \gamma^2}} \right), \quad (12)$$

where β is defined in Eq. (6) and $\gamma \equiv \alpha/(\alpha + 1) < 1$. In Fig. 1 we plot the lines of constant u and w . The horizon at $r = r_1$ corresponds to $u_I \rightarrow +\infty$ and to $u_{II} \rightarrow +\infty$, while the horizon at $r = r_2$ corresponds to $u_{II} \rightarrow -\infty$ and to $u_{III} \rightarrow -\infty$.

We define a signed surface gravity on our two horizons:

$$\kappa_{1,2} \equiv \left. \frac{dv(r)}{dr} \right|_{r=r_{1,2}} = \pm \frac{c(\alpha - 1)\sqrt{\beta^2 - 1}}{a\beta} \equiv \pm \kappa. \quad (13)$$

So doing, the surface gravity associated with the first horizon is positive $\kappa_1 = \kappa > 0$ while the one associated with the second horizon is negative $\kappa_2 = -\kappa < 0$.⁶ As we noticed for the position of r_1 and r_2 , in a general situation in which f is not symmetric, the two surface gravities may have different absolute values. However, the one associated with the first horizon (resp. second horizon) will be always positive (resp. negative). We will soon show that these two horizons represent a black and a white horizons respectively. Here on, we will consider the two surface gravities to have the same absolute value. Retaining different absolute values would not lead to more general results, but would just make the notation heavier.

As in Sect. 6 of [12], one can find some transformation $U_i = U_i(u_i)$ that close to the horizons behave as

$$U_I(u_I \rightarrow +\infty) \simeq U_I + A_I e^{-\kappa u_I}, \quad (14)$$

$$U_{II}(u_{II} \rightarrow \pm\infty) \simeq U_{II\pm} \mp A_{II\pm} e^{\mp \kappa u_{II}}, \quad (15)$$

$$U_{III}(u_{III} \rightarrow -\infty) \simeq U_{III} - A_{III} e^{\kappa u_{III}}, \quad (16)$$

⁶ In the definition of surface gravity more correctly one should multiply the velocity derivative by c to get an acceleration. However we use this slightly modified definition to avoid the appearance of too many constant c -factors in our formulas.

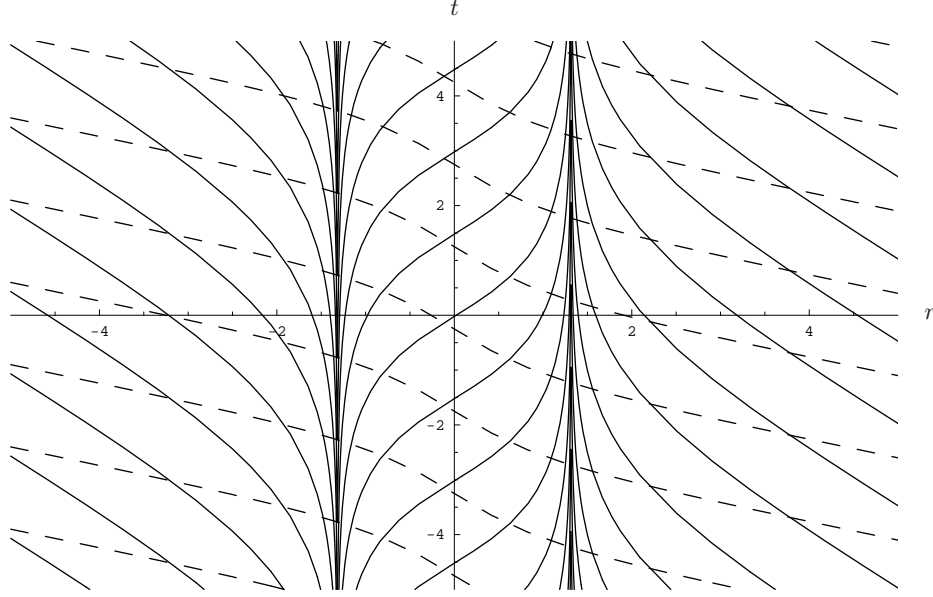


FIG. 1: Lines of constant u (solid lines) and w (dashed lines) for the sonic Alcubierre warp drive, $a = c = 1$, $\alpha = 2$.

where $U_I, U_{II+}, U_{II-}, U_{III}$ are arbitrary constants and $A_I, A_{II+}, A_{II-}, A_{III}$ are positive constants. It is possible to choose these transformations such that they match on the horizons, obtaining a global U varying regularly from $+\infty$ to $-\infty$ as r varies from $-\infty$ to $+\infty$. This matching will become natural when dealing with dynamical configurations in which the warp drive is created by accelerating the bubble from an initial zero velocity. In order to do that we can choose $U_I = U_{II+} \equiv U_{\text{BH}}$ and $U_{II-} = U_{III} \equiv U_{\text{WH}} < U_{\text{BH}}$. In this way the three transformation have the following domains

$$u_I \in (-\infty, +\infty) \Rightarrow U_I \in (+\infty, U_{\text{BH}}), \quad (17)$$

$$u_{II} \in (+\infty, -\infty) \Rightarrow U_{II} \in (U_{\text{BH}}, U_{\text{WH}}), \quad (18)$$

$$u_{III} \in (-\infty, +\infty) \Rightarrow U_{III} \in (U_{\text{WH}}, -\infty). \quad (19)$$

For instance, a specific transformations having the required properties is the following

$$U_I = \frac{1}{2} + e^{-\kappa u_I}, \quad (20)$$

$$U_{II} = \frac{1}{2} \tanh\left(\frac{\kappa u_{II}}{2}\right), \quad (21)$$

$$U_{III} = -\frac{1}{2} - e^{\kappa u_{III}}. \quad (22)$$

Now we can bring the right and left infinities to a finite distance by using a compactifying transformation like

$$\mathcal{U}_I \equiv \arctan(U_I), \quad (23)$$

$$\mathcal{U}_{III} \equiv \arctan(U_{III}), \quad (24)$$

$$\mathcal{W} \equiv \arctan(w). \quad (25)$$

The Penrose diagram for this spacetime is plotted in Fig. 2. Notice that the diagram does not correspond to a maximal analytical extension but to a particular patch of

the total spacetime. The dashed lines signal the locations at which the geometry can be extended. The two external region $r > r_2$ and $r < r_1$ appear to an observer living inside the bubble as an eternal white hole and an eternal black hole, respectively. For this reason, we call \mathcal{H}_1^+ and \mathcal{H}_2^- respectively the *black horizon* and the *white horizon* of the warp drive. Notice however that for the inner observers in an eternal configuration, at r_1 there is also a white horizon [$\mathcal{H}_C^-(t = -\infty, r = r_1)$ in the diagram] and at r_2 a black horizon [$\mathcal{H}_C^+(t = +\infty, r = r_2)$ in the diagram]. The geometry can be extended through these two null lines. We do not picture the extended regions as there are ambiguities in the prescription of the matter distribution in those other “universes”.⁷

B. Dynamic superluminal warpdrive

What happens to the causal structure when we consider the creation of a superluminal warp drive starting from initially flat spacetime? For concreteness, we study a simple case in which we reach the final velocity $v = v_0$ at a finite time which we take to be $t = 0$. We modify the metric (2) introducing a switching factor $\delta(t)$:

$$ds^2 = -c^2 dt^2 + [dx - v(r, t) dt]^2, \quad (26)$$

where

$$v(r, t) = v_0 \delta(t) f(r), \quad (27)$$

⁷ In the analysis of the maximal extension of the Schwarzschild or Kerr spacetimes this problem is not present as one considers only vacuum solutions of the Einstein equations.

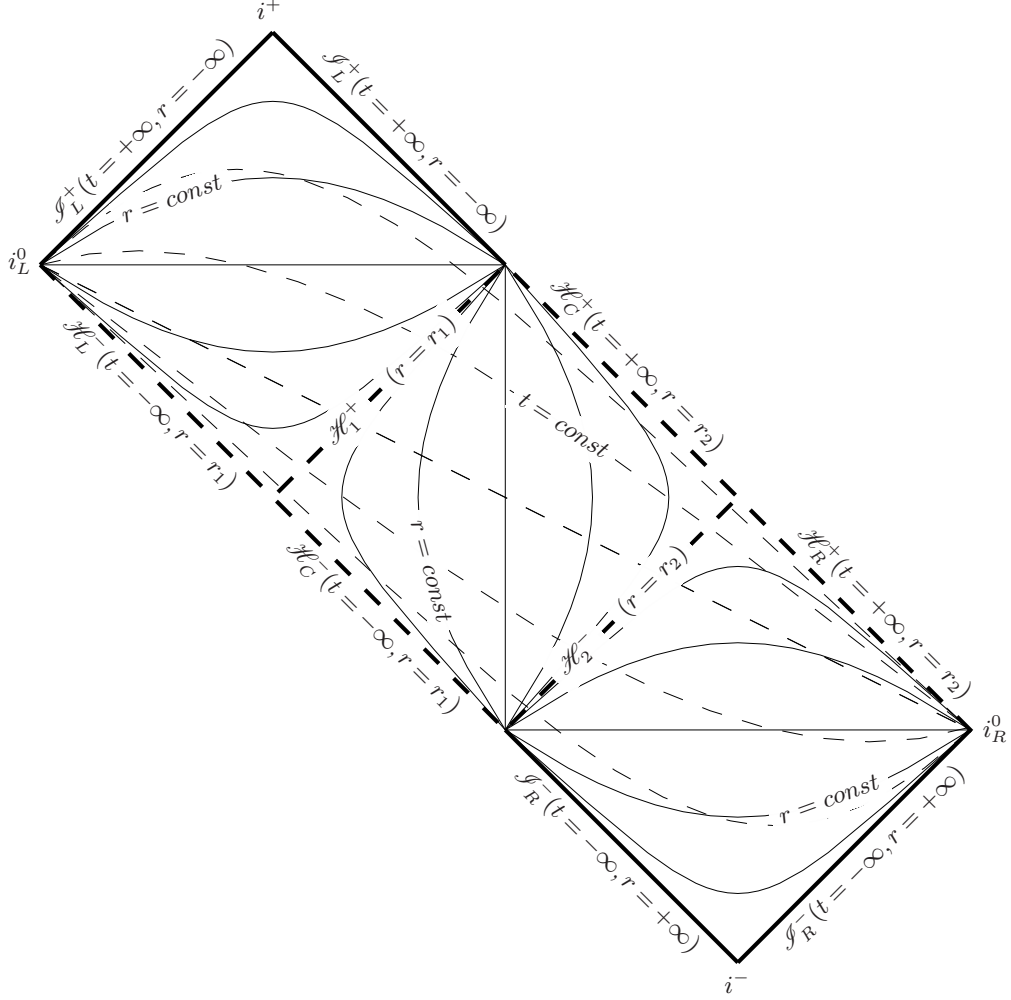


FIG. 2: Penrose diagram of an eternal warp drive. Lines of constant r (solid lines) and of constant t (dashed lines). Future and past horizons at $r = r_1, r_2$ (heavy dashed lines). The geometry can be extended to the future of \mathcal{H}_C^+ and \mathcal{H}_R^+ and to the past of \mathcal{H}_C^- and \mathcal{H}_L^- .

with $f(r)$ defined in Eq. (3) and

$$\delta(t) \equiv \begin{cases} e^{t/\tau} & \text{if } t < 0, \\ 1 & \text{if } t \geq 0. \end{cases} \quad (28)$$

Again we can change coordinates, keeping the center of the bubble at rest ($r = 0$). This can be obtained by defining

$$dr \equiv dx - v_0 \delta(t) dt. \quad (29)$$

This is an exact differential form and can be integrated to get

$$r = \begin{cases} x - v_0 \tau [e^{t/\tau} - 1] & \text{if } t < 0, \\ x - v_0 t & \text{if } t \geq 0. \end{cases} \quad (30)$$

Again, the metric becomes

$$ds^2 = -c^2 dt^2 + [dr - \hat{v}(r, t) dt]^2, \quad (31)$$

$$\hat{v}(r, t) = v_0 \delta(t) [f(r) - 1]$$

and the apparent horizons associated with the t -slicing are found by setting $\hat{v} = -c$. In this case a solution does not exist for any value of t , so that the apparent horizons are created at infinity at some finite t_H . We show this below. Let us write the equation for the apparent horizons in the following form

$$f(r) = 1 - \frac{c}{v_0 \delta(t)}. \quad (32)$$

The function f takes all the values between 0 and 1. In particular $f(r) \rightarrow 0$ for $r \rightarrow \pm\infty$ and $f(0) = 1$. Besides, the righthand side of Eq. (32) is a monotonic function of t , such that, for $t \rightarrow -\infty$, $1 - c/(v_0 \delta(t)) \rightarrow -\infty$ and reaches the value $1 - c/v_0 > 0$ for $t \geq 0$. As a consequence, there exists a time $t_H < 0$ so that for $t > t_H$ there are always two solutions of (32), corresponding to a black and a white horizons. These horizons are born at $t = t_H$ at spatial infinity and at $t = 0$ they settle at two fixed positions r_1 and r_2 .

Keeping in mind these points we are able to build the Penrose diagram for the dynamic warp drive (Fig. 3). At early times the metric is approximately Minkowskian, because $\delta(t) \rightarrow 0$ for $t \rightarrow -\infty$. The causal structure is therefore Minkowskian and remains so while no horizons are present in the spacetime, *i.e.* till $t = t_H$. Then, a transition period takes place till $t = 0$. At this time we have built a stationary warp drive, just like in the previous section. After this time, the Penrose diagram looks exactly equal to that in Fig. 2. The final Penrose diagram is just obtained by gluing together the two behaviors. Again, we are not drawing an analytically extended diagram but only the relevant patch for the analysis that follow in this paper. Given that a timelike observer can reach \mathcal{H}_C^+ and \mathcal{H}_R^+ in a finite proper time, the geometry can be extended in the future, beyond these lines. This is actually a subtle point. In fact, \mathcal{H}_C^+ and \mathcal{H}_R^+ (which are linked to the formation of a white horizon) are on the boundary of the Cauchy development of \mathcal{I}^- . In this sense, they are Cauchy horizons given that initial data are assigned only on \mathcal{I}^- . Hence, as noticed in Sect. II A, an eventual extension would not be unique. In any case such extension will not be relevant for what will follow, given that we shall limit ourselves to investigating the asymptotic behavior of the RSET associated with the onset of the superluminal warp drive.

Let us highlight here that the dynamic way we have used here to create the warp drive is not the only possible. In Appendix A, we will also use a different interpolation between Minkowski and the warp drive in which the horizons appear also at finite time but at finite r positions (similarly to what happens when a homogeneous star collapses to form a black hole).

III. LIGHT-RAY PROPAGATION

The just discussed causal structure of the dynamical warp drive is naturally leading to the expectation that some sort of Hawking radiation will be produced in a superluminal warp drive (as well as some transient particle emission). It is well known (see for example [13]) that all the information about particle production is encoded in the way in which light rays propagate in a spacetime. That is, it is enough to know how light rays are bended in order to analyze the phenomenon of particle creation. In the dynamical warp drive there is a single past null coordinate but three different future null coordinates associated with the final regions *I*, *II* and *III*, as described before. Here on, we will be dealing exclusively with the connection between the past null coordinate U at \mathcal{I}_L^- and the future null coordinate u_{II} at \mathcal{H}_C^+ in the interior of the bubble. Therefore, we will use u to denote u_{II} whenever this does not lead to confusion. As discussed in [14] the relation $U = p(u)$ encodes all the relevant information about particle production.

We want to study the features due to the two main properties of a dynamical warp-drive geometry, *i.e.* the

spacetime is Minkowskian at early times and it is a warp drive at late times. In particular we are not interested in the transient features depending on how the transition between these two regimes is performed. Namely, we need only the behavior close to the horizons and at late times inside the whole bubble. It is clear from Fig. 3 that, if one stays at constant r inside the bubble and moves forward in time one crosses u -rays which pass closer and closer to the black horizon. Therefore, once we have determined the behavior of $p(u)$ close to the horizons,⁸ we automatically have also the required information at late times in the whole bubble.

In general, the relation $U = p(u)$ is obtained by integrating the differential equation for the propagation of right-going light rays

$$\frac{dr}{dt} = c + \hat{v}(r, t) . \quad (33)$$

Note that while in the previous section we considered a specific form of $\hat{v}(r, t)$ (Eq. (31)) in order to discuss the causal structure of the associated spacetime, here (and in what will follow) the discussion will hold for any $\hat{v}(r, t)$ that satisfies the requirements $\hat{v}(r, t) \rightarrow 0$, for $t \rightarrow -\infty$ (sufficiently rapidly for the spacetime to be asymptotically flat), and $\hat{v}(r, t) = \bar{v}$ after some finite time and within the warp-drive bubble. Given the assumption that the spacetime settles down to a stationary warp-drive configuration, at late times the velocity profile will depend only on the r coordinate. We can write, as in the stationary case (7)

$$du = dt - \frac{dr}{c + \bar{v}(r)} . \quad (34)$$

To find the required asymptotic relation one has to integrate this equation in the limit $r \rightarrow r_{1,2}$. There, the velocity can be expanded as

$$\bar{v} = -c \pm \kappa (r - r_{1,2}) + \mathcal{O}((r - r_{1,2})^2) . \quad (35)$$

Thus, we obtain

$$u \simeq t \mp \frac{1}{\kappa} \ln |r - r_{1,2}| . \quad (36)$$

On the other hand, the coordinate U , obtained by integrating Eq. (33) at early times, reduces to the Minkowski null coordinate

$$U(t \rightarrow -\infty) = t - \frac{r}{c} , \quad (37)$$

and is regular in the whole spacetime, in particular on the horizons. For instance, on a fixed t -slice in the stationary region, we can write U as a regular function of r

$$U_{\pm} = \mathcal{U}_{\pm}(r - r_{1,2}) , \quad (38)$$

⁸ In Appendix A is given a specific example for which this relation can be computed exactly in the whole spacetime.

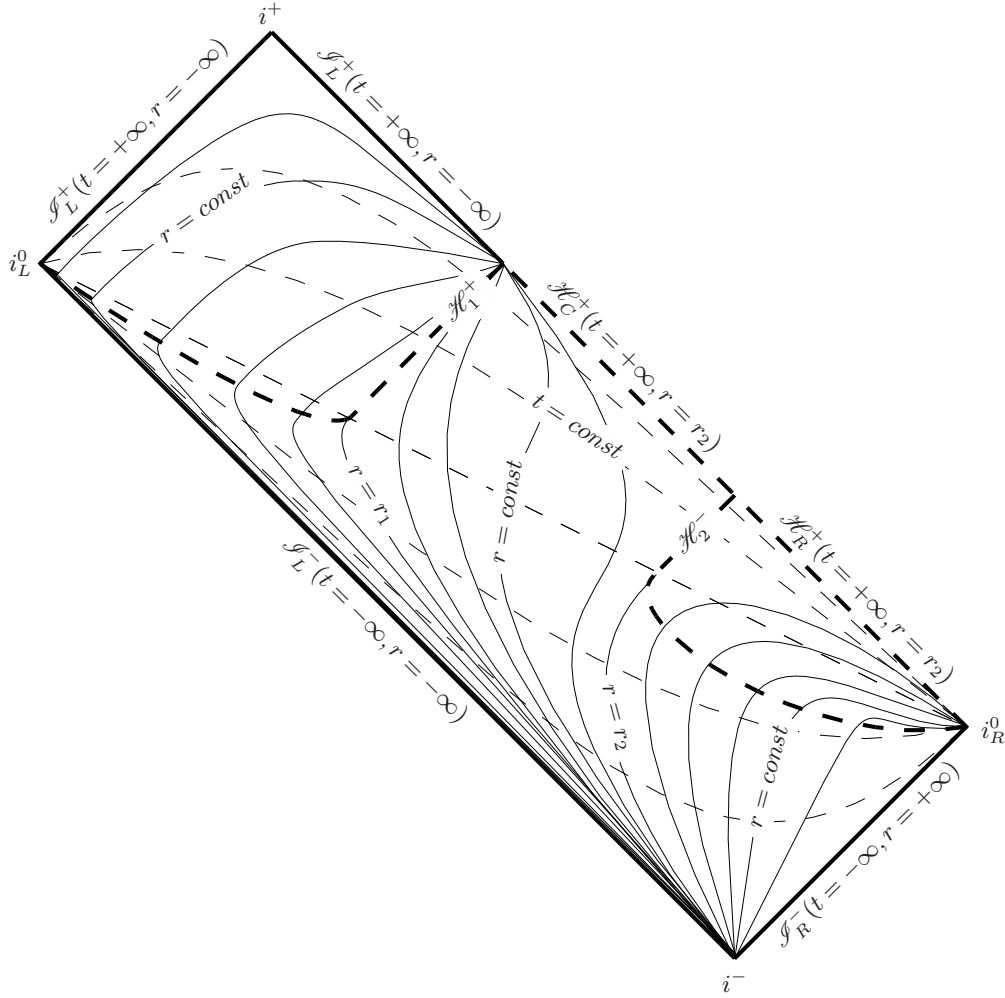


FIG. 3: Penrose diagram of an acoustic dynamic warp drive. Lines of constant r (solid lines) and of constant t (dashed lines). The lines of constant r becomes null at the apparent horizon (heavy dashed lines).

where we denoted with U_+ (resp. U_-) the specific form of U close to the black (resp. white) horizon, and $\mathcal{U}\pm$ are analytic functions. Inserting Eq. (36) in the above expression, at the same fixed time,

$$U_{\pm} = p(u \rightarrow \pm\infty) = \mathcal{P}_{\pm}(e^{\mp\kappa u}), \quad (39)$$

where \mathcal{P}_{\pm} are again analytic functions. Note that the forms of these functions do not depend on the particular time slice chosen to perform the matching between Eqs. (36) and (38). In the proximity of the stationary horizons $u \rightarrow \pm\infty$, so $e^{\mp\kappa u} \rightarrow 0$ and the function p can be expanded around the horizons. Up to the first order we get

$$U = p(u \rightarrow \pm\infty) = U_{\text{BH}}^{\pm} \mp A_{\pm} e^{\mp\kappa u} + \mathcal{O}(e^{\mp 2\kappa u}), \quad (40)$$

where A_{\pm} are positive constants.

This is indeed the asymptotic behavior one would expect in the presence of trapping horizons and, for the black hole case, it is the standard relation between u and

U . In fact, it leads to the conclusion that an observer at \mathcal{I}^+ will detect Hawking radiation with temperature $\kappa/2\pi$. It is important to note that the result is completely general. The asymptotic behavior of $U = p(u)$ for large absolute values of u , which is the only relevant for the analysis of this paper, does not depend on the specific velocity profile adopted. It is only necessary that it interpolates from Minkowski spacetime at early times to a stationary warp-drive geometry at late times.

While Eq. (40) is exactly of the expected form, its implications for particle production are not as straightforward as in the black hole case. In fact, in the warp-drive geometry the late-time modes labeled by u will not be standard plane waves in an asymptotically flat region of spacetime as they will be characterized by the strange form given in Eq. (36). Of course, if the surface gravity κ is large enough so that the typical wavelength of the emitted radiation is much smaller than the bubble size, then the plane-wave approximation is fine and in the center of the bubble, at late times, one will measure standard

Hawking radiation at temperature T . Nonetheless, in the general case, even if the calculation for the Bogoliubov coefficient is the standard one [13], the particles created will not be standard plane waves. The physics associated with the particle production by the white horizon is even less clear. This is why, in the next section, we shall consider the behavior RSET to get more significative information.

In order to do so, we shall also need the relation between ingoing and outgoing left-going rays. In fact, these modes are excited too when the warp drive forms, even if we do not have a thermal particle production as for right-going modes. Left-going rays are the solution of the following differential equation (see Eq. (33)):

$$\frac{dr}{dt} = -c + \hat{v}(r, t) . \quad (41)$$

Looking at Fig 3, we note that left-going rays do not see the horizons, that is, they cross them from \mathcal{I}_R^- to \mathcal{I}_L^+ . As a consequence, both the past and the future null coordinates W and w are defined at the asymptotic region outside the bubble. However, after the geometry inside the bubble has settle down to its final stationary form, we can define, just for convenience, a different coordinate \tilde{w} inside the bubble, as in Eq. (8):

$$d\tilde{w} = dt + \frac{dr}{c - \bar{v}(r)} . \quad (42)$$

Note that w and \tilde{w} may or may not coincide depending on how fast the metric in the external region settles down to its final stationary form (refer to Fig.4 and Appendix A for an example in which they do not coincide).

W is obtained in the usual way, by integrating Eq. (41) at early times, when the spacetime is Minkowski

$$W(t \rightarrow -\infty) = t + \frac{r}{c} , \quad (43)$$

The relation $W = q(\tilde{w})$ can be found explicitly for specific cases (see Appendix A). The important point is that one can prove that this relation is always regular, so that it cannot give place to any phenomenon like Hawking radiation. Of course one can choose a very weird way to interpolate from Minkowski to the warp drive, such that a lot of particles are created in this sector, but this is not a general feature of dynamical warp drives. If we use a regular enough transition, only transient effects are present in this sector. In Appendix A, we shall show that it is possible to find such a transition.

As an example, in Fig. 4 we plot both right-going and left-going light rays propagating in the particular dynamic warp-drive spacetime analyzed in Appendix A.

IV. RENORMALIZED STRESS-ENERGY TENSOR

For the calculation of the RSET inside the warp-drive bubble we can use the method used in [10] for a collapsing

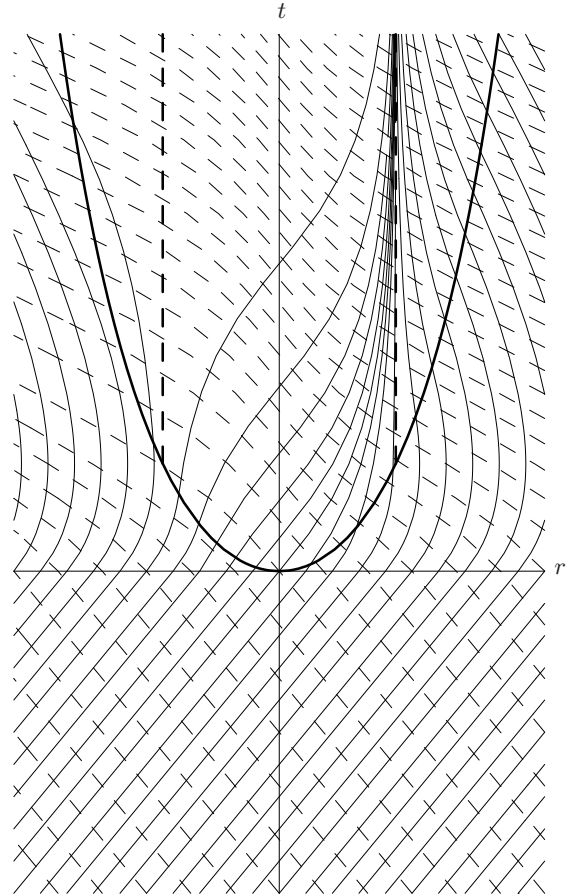


FIG. 4: Light rays propagating rightward (*solid lines*) and leftward (*dashed lines*) in the plane (t, r) in a warp-drive spacetime with velocity profile of Eq. (A2). The out-region in which the geometry is a stationary warpdrive is at $r < \pm \text{arccosh}(t+1)$ (*heavy solid lines*). At $t < 0$ the metric is Minkowskian. The horizons at r_1 and r_2 (*heavy dashed lines*) are formed at $T_H = 1$. Please refer to Appendix A for details.

configuration to form a black hole. In null coordinates U and W , affine on \mathcal{I}^- , the metric can be written as

$$ds^2 = -C(U, W)dUdW . \quad (44)$$

As we described in the previous section, in the out-region (the region in which the metric is stationary, *i.e.* \bar{v} depends only on r) we can also use a different set of null coordinates u, \tilde{w} . The coordinate u is affine on \mathcal{H}_C^+ and \tilde{w} is the coordinate defined in (42). In these coordinates the metric is expressed as

$$ds^2 = -\bar{C}(u, \tilde{w})dud\tilde{w} , \quad (45)$$

which implies

$$C(U, W) = \frac{\bar{C}(u, \tilde{w})}{\dot{p}(u)\dot{q}(\tilde{w})} , \quad (46)$$

and

$$U = p(u), \quad W = q(\tilde{w}) . \quad (47)$$

These transformations are such that the \bar{C} has precisely the form of the future stationary warp-drive geometry, that is, it depends only on r through u, \tilde{w} .

For concreteness let us refer to the RSET associated with having a single quantum massless scalar field living on the spacetime. In this case the RSET components have the following form [13]:

$$T_{UU} = -\frac{1}{12\pi} C^{1/2} \partial_U^2 C^{-1/2} , \quad (48)$$

$$T_{WW} = -\frac{1}{12\pi} C^{1/2} \partial_W^2 C^{-1/2} , \quad (49)$$

$$T_{UW} = T_{WU} = \frac{1}{96\pi} CR . \quad (50)$$

Qualitatively, things would not change if there were other fields present in the theory. The only modification will be that the previous expressions will get multiplied by a specific numerical factor. It is clear that in the in-region (where the spacetime is Minkowskian) the RSET is trivially zero.

Now, for a metric in the form of Eq. (44), the curvature can be calculated as in [13]:

$$\begin{aligned} R = \square \ln |C| &= (-g)^{-1/2} \partial_\mu \left[(-g)^{1/2} g^{\mu\nu} \partial_\nu \ln |C| \right] \\ &= -\frac{4}{C} \partial_U \partial_W \ln |C| . \end{aligned} \quad (51)$$

Replacing this result in Eq. (50) we obtain

$$T_{UW} = T_{WU} = -\frac{1}{24\pi} \partial_U \partial_W \ln |C| . \quad (52)$$

Using transformations (46) and (47) in Eqs. (48), (49) and (52) we obtain

$$T_{UU} = -\frac{1}{12\pi} \frac{1}{\dot{p}^2} \left[\bar{C}^{1/2} \partial_u^2 \bar{C}^{-1/2} - \dot{p}^{1/2} \partial_u^2 \dot{p}^{-1/2} \right] , \quad (53)$$

$$T_{WW} = -\frac{1}{12\pi} \frac{1}{\dot{q}^2} \left[\bar{C}^{1/2} \partial_{\tilde{w}}^2 \bar{C}^{-1/2} - \dot{q}^{1/2} \partial_{\tilde{w}}^2 \dot{q}^{-1/2} \right] , \quad (54)$$

$$T_{UW} = T_{WU} = -\frac{1}{24\pi} \frac{1}{\dot{p}\dot{q}} \partial_u \partial_{\tilde{w}} \ln |\bar{C}| . \quad (55)$$

We can express the derivatives with respect to u and \tilde{w} in terms of derivatives with respect to r and t . Note that the following expressions are obtained from Eqs. (34) and (42), so they are valid only when the velocity profile depends only on the r coordinate. In this fashion, we can study the stress energy tensor at the end of the creation of the warp drive (or at the end of a collapse if we are studying a black hole).

$$\begin{aligned} \begin{pmatrix} \partial_r \\ \partial_t \end{pmatrix} &= \begin{pmatrix} u_r & \tilde{w}_r \\ u_t & \tilde{w}_t \end{pmatrix} \begin{pmatrix} \partial_u \\ \partial_{\tilde{w}} \end{pmatrix} \\ &= \begin{pmatrix} -1/(c+\bar{v}) & 1/(c-\bar{v}) \\ 1 & 1 \end{pmatrix} \begin{pmatrix} \partial_u \\ \partial_{\tilde{w}} \end{pmatrix} . \end{aligned} \quad (56)$$

Inverting the derivative matrix we obtain the required result:

$$\partial_u = -\frac{c^2 - \bar{v}^2}{2c} \partial_r + \frac{c + \bar{v}}{2c} \partial_t , \quad (57)$$

$$\partial_{\tilde{w}} = \frac{c^2 - \bar{v}^2}{2c} \partial_r + \frac{c - \bar{v}}{2c} \partial_t . \quad (58)$$

Please refer to Appendix B for more details.

We are interested in calculating the RSET inside the bubble when the two horizons have been formed and when the configuration has settled down to a stationary warp drive. As in this region the velocity depends only on r , we can replace the derivatives in Eqs. (53), (54) and (55) with

$$\partial_u \rightarrow -\frac{1 - \bar{v}^2}{2} \partial_r = -\frac{\bar{C}}{2} \partial_r , \quad (59)$$

$$\partial_{\tilde{w}} \rightarrow \frac{1 - \bar{v}^2}{2} \partial_r = \frac{\bar{C}}{2} \partial_r . \quad (60)$$

Here, we have put $c = 1$, for simplicity, and we have used Eq. (B3), $\bar{C} = 1 - \bar{v}^2$. Moreover we indicate with ' the differentiation with respect to r . After some calculations we obtain

$$\bar{C}^{1/2} \partial_u^2 \bar{C}^{-1/2} = \bar{C}^{1/2} \partial_{\tilde{w}}^2 \bar{C}^{-1/2} = \frac{1}{16} \left[(\bar{C}')^2 - 2\bar{C}\bar{C}'' \right] , \quad (61)$$

$$\dot{p}^{1/2} \partial_u^2 \dot{p}^{-1/2} = \frac{1}{4\dot{p}^2} \left[3\dot{p}^2 - 2\dot{p}\ddot{p} \right] , \quad (62)$$

$$\dot{q}^{1/2} \partial_{\tilde{w}}^2 \dot{q}^{-1/2} = \frac{1}{4\dot{q}^2} \left[3\dot{q}^2 - 2\dot{q}\ddot{q} \right] , \quad (63)$$

$$\partial_u \partial_{\tilde{w}} \ln |\bar{C}| = -\frac{1}{4} \bar{C} \ddot{\bar{C}} . \quad (64)$$

Using again $\bar{C} = 1 - \bar{v}^2$ we get the final result:

$$T_{UU} = -\frac{1}{48\pi} \frac{1}{\dot{p}^2} \left[\bar{v}'^2 + (1 - \bar{v}^2) \bar{v}\bar{v}'' - \frac{3\dot{p}^2 - 2\dot{p}\ddot{p}}{\dot{p}^2} \right] , \quad (65)$$

$$T_{WW} = -\frac{1}{48\pi} \frac{1}{\dot{q}^2} \left[\bar{v}'^2 + (1 - \bar{v}^2) \bar{v}\bar{v}'' - \frac{3\dot{q}^2 - 2\dot{q}\ddot{q}}{\dot{q}^2} \right] , \quad (66)$$

$$T_{UW} = T_{WU} = -\frac{1}{48\pi} \frac{1}{\dot{p}\dot{q}} (1 - \bar{v}^2) [\bar{v}'^2 + \bar{v}\bar{v}''] . \quad (67)$$

One can check that these quantities do not diverge at the horizons, just like in [10]. However we want to look at the energy density inside the bubble and try to understand whether it remains small or not as time increases.

In particular, it is interesting to look at the energy measured by a set of free-falling observers, whose four velocity is simply $u_c^\mu = (1, \bar{v})$ in (t, r) components.

These observers measure an energy density ρ :

$$\begin{aligned}\rho &= T_{\mu\nu} u_c^\mu u_c^\nu = T_{tt} + 2\bar{v}T_{tr} + \bar{v}^2 T_{rr} = U_t^2 T_{UU} + 2U_t W_t T_{UW} + W_t^2 T_{WW} \\ &\quad + 2\bar{v} [U_t U_r T_{UU} + (U_t W_r + W_t U_r) T_{UW} + W_t W_r T_{WW}] + \bar{v}^2 [U_r^2 T_{UU} + 2U_r W_r T_{UW} + W_r^2 T_{WW}] \\ &= (U_t + \bar{v}U_r)^2 T_{UU} + 2(U_t + \bar{v}U_r)(W_t + \bar{v}W_r) T_{UW} + (W_t + \bar{v}W_r)^2 T_{WW} \\ &= \frac{\dot{p}^2}{(1+\bar{v})^2} T_{UU} + 2\frac{\dot{p}\dot{q}}{1-\bar{v}^2} T_{UW} + \frac{\dot{q}^2}{(1-\bar{v})^2} T_{WW} \\ &= -\frac{1}{48\pi} \left[\frac{2(\bar{v}^4 - \bar{v}^2 + 2)}{(1-\bar{v}^2)^2} \bar{v}'^2 + \frac{4\bar{v}}{1-\bar{v}^2} \bar{v}'' - \frac{f(u)}{(1+\bar{v})^2} - \frac{g(\tilde{w})}{(1-\bar{v})^2} \right], \quad (68)\end{aligned}$$

where we have defined

$$f(u) \equiv \frac{3\ddot{p}^2(u) - 2\dot{p}(u)\ddot{p}(u)}{\dot{p}^2(u)}, \quad (69)$$

$$g(\tilde{w}) \equiv \frac{3\ddot{q}^2(\tilde{w}) - 2\dot{q}(\tilde{w})\ddot{q}(\tilde{w})}{\dot{q}^2(\tilde{w})}. \quad (70)$$

We want to study what happens to a spaceship placed at rest in the center of the bubble to investigate whether a warp drive can be used as a transportation device. Moreover we want to check whether the components of the RSET in a regular coordinate system are regular at the horizons. Freely falling observers are at rest in the center of the bubble but left moving otherwise.

Looking at the above expressions for any component of the RSET or at the energy density ρ , we see that they can be split as a sum of three terms, one purely static, depending only on the r coordinate through the shift velocity \bar{v} , and two dynamic pieces depending also on the u and \tilde{w} coordinates, respectively. They correspond to energy travelling on right-going and left-going light rays, respectively, eventually red/blue-shifted by a term depending on r . Being interested in studying the energy density measured by free-falling observers, we write:

$$\rho = \rho_{\text{st}} + \rho_{\text{dyn}-u} + \rho_{\text{dyn}-\tilde{w}}, \quad (71)$$

where we defined static terms (labeled by subscript st) and dynamic terms (labeled by subscript dyn) for each component. Right-going and left-going terms are respectively labeled by u and \tilde{w} .

$$\rho_{\text{st}} \equiv -\frac{1}{24\pi} \left[\frac{(\bar{v}^4 - \bar{v}^2 + 2)}{(1-\bar{v}^2)^2} \bar{v}'^2 + \frac{2\bar{v}}{1-\bar{v}^2} \bar{v}'' \right], \quad (72)$$

$$\rho_{\text{dyn}-u} \equiv \frac{1}{48\pi} \frac{f(u)}{(1+\bar{v})^2}, \quad (73)$$

$$\rho_{\text{dyn}-\tilde{w}} \equiv \frac{1}{48\pi} \frac{g(\tilde{w})}{(1-\bar{v})^2}. \quad (74)$$

Let us start with $\rho_{\text{dyn}-\tilde{w}}$. Its denominator is bounded for each r because the shift velocity is negative, and its numerator is vanishing with time. It is easy to convince oneself that all the contributions to the RSET coming

from the \tilde{w} sector are not universal but depending exclusively on the specific interpolation between the early Minkowski spacetime and the final warp-drive spacetime. It is always possible to choose an interpolation so that all these contributions vanish at late times (see the Appendix A).

From now on, we neglect the dynamic term $\rho_{\text{dyn}-\tilde{w}}$ and study

$$\rho \simeq \rho_{\text{st}} + \rho_{\text{dyn}-u}. \quad (75)$$

A. RSET at the center of the warp-drive bubble

We shall now study the behavior of the RSET in the center of the bubble at late times. In this point $\bar{v}(r=0) = \bar{v}'(r=0) = 0$ and the static term ρ_{st} vanishes. By integrating Eq. (34) in the stationary region, one can show that $u(t, r)$ is linear in t so that, for fixed r , it will acquire arbitrarily large positive values (see Fig. 3). The dynamic term in Eq. (73) can be evaluated by using a late time expansion of $p(u)$ (see Eqs. (40) and (C2)), then plugged in Eq. (69). This is derived in Appendix C and it is equal to

$$f(u) = \kappa^2 \left\{ 1 + \left[3 \left(\frac{A_{2+}}{A_{1+}} \right)^2 - 2 \frac{A_{3+}}{A_{1+}} \right] e^{-2\kappa u} + \mathcal{O}(e^{-3\kappa u}) \right\}. \quad (76)$$

With this expansion it is easy to see that for $u \rightarrow +\infty$

$$\rho \simeq \frac{\kappa^2}{48\pi}. \quad (77)$$

This result may be easily understood in the following way. The surface gravity of the black horizons is the velocity derivative evaluated at this horizon $\kappa = (d\bar{v}/dr)_{r=r_1}$. Moreover, the energy density of a scalar field at some finite temperature T in 1 + 1 dimensions is simply

$$\rho_T = \int \frac{\omega}{(e^{\omega/T} + 1)} \frac{dk}{2\pi} = \frac{\pi}{12} T^2. \quad (78)$$

Defining the Hawking temperature in the usual way as $T_H \equiv \kappa/2\pi$, it is easy to see that Eq. (77) can be rewritten exactly as $\rho = (\pi/12) T_H^2$. Thus, the observer inside

the warp-drive bubble will indeed observe thermal radiation at the temperature T_H .

B. RSET at the bubble horizons

Let us move now to study ρ close to the horizons. Note that both ρ_{st} and $\rho_{\text{dyn}-u}$ are divergent at the horizons ($r \rightarrow r_{1,2}$) because of the $(1 + \bar{v})$ factors in the denominator. Just like in [10], for a black hole, these divergences exactly cancel each other, but something different happens at the black and white horizon. Expanding the velocity up to the second order one gets

$$\bar{v}_{\pm}(r) = -1 \pm \kappa (r - r_{1,2}) + \frac{1}{2} \sigma (r - r_{1,2})^2 + \mathcal{O}((r - r_{1,2})^3). \quad (79)$$

where σ is a constant.

Close to the horizons the static term (72) then becomes

$$\rho_{\text{st}}(r \simeq r_{1,2}) = -\frac{1}{48\pi} \left[\frac{1}{(r - r_{1,2})^2} \mp \frac{\sigma}{\kappa (r - r_{1,2})} \right] + \mathcal{O}(1). \quad (80)$$

Similarly one can expand the dynamic term $\rho_{\text{dyn}-u}$ to the same order. This involves to determine the function $f(u)$ in the proximity of the horizons. Indeed it is not difficult to show that (see Appendix C)

$$\lim_{r \rightarrow r_{\pm}} f(u) = \kappa^2 \left\{ 1 + \left[3 \left(\frac{A_{2\pm}}{A_{1\pm}} \right)^2 - 2 \frac{A_{3\pm}}{A_{1\pm}} \right] e^{\mp 2\kappa t} (r - r_{1,2})^2 + \mathcal{O}((r - r_{1,2})^3) \right\}. \quad (81)$$

Inserting this form in (73) we obtain:

$$\rho_{\text{dyn}-u}(r \simeq r_{1,2}) = \frac{1}{48\pi} \left[\frac{1}{(r - r_{1,2})^2} \mp \frac{\sigma}{\kappa (r - r_{1,2})} \right] + \mathcal{O}(1), \quad (82)$$

It is now clear that the total ρ is $\mathcal{O}(1)$ on the horizon and does not diverge (as expected from Fulling-Sweeny-Wald theorem [15]).

However, let us look to the subleading terms

$$\rho(r \simeq r_{1,2}) = \frac{1}{48\pi} \left[3 \left(\frac{A_{2\pm}}{A_{1\pm}} \right)^2 - 2 \frac{A_{3\pm}}{A_{1\pm}} \right] e^{\mp 2\kappa t} + C_{\pm} + \mathcal{O}(r - r_{1,2}), \quad (83)$$

where C_{\pm} are constants. We can easily see that the behavior close to the black horizon is completely different to that close to the white horizon. In the former case the energy density as seen by a free-falling observer is damped exponentially with time. In the white horizon, however, this energy density grows exponentially with time. This means that, moving along \mathcal{H}_2^- , ρ is large and negative diverging while approaching the crossing point between \mathcal{H}_2^- and \mathcal{H}_C^+ .

This asymptotic divergence is physical and not a matter of selection of coordinates. In a very short time after the white horizon is formed (of the order of $1/\kappa$), the backreaction of the RSET in this region of spacetime is no longer negligible but rather very strong.

C. RSET at late times approaching \mathcal{H}_C^+

In the previous subsection we studied the RSET on the black and white horizons. However, it is interesting to analyze better its behavior as it approaches the Cauchy horizon \mathcal{H}_C^+ . As one can see from Fig. 4, every u -ray reaches values of r very close to r_2 , at sufficiently late times. This means that, even for large positive values of u , there exists some time after which the approximate behavior of all the u -rays is well described by

$$u \simeq t + \frac{1}{\kappa} \ln(r_2 - r), \quad (84)$$

so that

$$r_2 - r \propto e^{-\kappa t}. \quad (85)$$

Keeping in mind this point, let us study the term $\rho_{\text{dyn}-u}$, at fixed u , when time increases. There is a time at which the u -ray will be close enough to r_2 , such that the denominator in Eq. (73) can be approximated by

$$(1 + \bar{v})^2 \simeq \kappa^2 (r_2 - r)^2, \quad (86)$$

which becomes, thanks to the previous result,

$$(1 + \bar{v})^2 \propto e^{-2\kappa t}, \quad (87)$$

such that, for $t \rightarrow +\infty$, ρ diverges along every single u -ray as $e^{+2\kappa t}$, because of the blue-shift factor $1 - \bar{v}(r)^2$. Hence, ρ will diverge on the whole line \mathcal{H}_C^+ , which is a Cauchy horizon for the geometry (so this result does not contradict the Fulling-Sweeny-Wald theorem [15]).

We then deduce again that the warp-drive spacetime is again likely to become unstable in a very short time.

As a closing remark, it is perhaps important to stress that this divergence of the RSET on the Cauchy horizon is of different nature with respect to the one found in the previous subsection IV B. In fact, the divergence of IV B is intrinsically due to the inevitable transient disturbances produced by the formation of the horizon. In this sense it is a new and very effective instability present every time a white horizon is formed in some dynamical way. On the contrary, the just found divergence on \mathcal{H}_C^+ can be seen as due to the well known infinite blueshift suffered by light rays as they approach a Cauchy horizon, in this specific case as due to the accumulation of Hawking radiation produced by the black horizon. In this sense it is not very different from the often claimed instability of inner horizons in Kerr-Newman black holes [16, 17, 18].

Of course the divergence and the appearance of the horizon \mathcal{H}_C^+ would be avoided if the superluminal warp drive was sustained just for a finite amount of time. In that case, no Cauchy horizons would arise and no actual infinity would be reached by the RSET. However, the latter would still become huge in a very short time, increasing exponentially on a time scale $1/\kappa \approx \Delta/c$, where Δ is the thickness of the warpdrive bubble. Note that, in order to get a time scale of even 1 s, one would need $\Delta \approx 3 \times 10^8$ m.

V. SUMMARY AND DISCUSSION

We have here described the causal structure of both eternal and dynamical warp drives. In a geometric optics approximation we have studied the propagation of light rays in dynamical geometries and found that the same exponential relation between affine coordinates on \mathcal{I}^- and \mathcal{H}_C^+ is recovered at late times (large u) as in the case of black hole spacetimes. Given this relation it is unavoidable the conclusion that indeed a Hawking flux will be observed by any observer inside the warp-drive bubble far from the black horizon. Indeed, the calculation shows explicitly the onset of such a flux. This radiation is produced at the black horizon and fills soon the interior of the bubble, traveling rightward at the speed of light. The central region of the warp drive behaves like the asymptotic region of a black hole: In both these regions the static contribution (ρ_{st}) to the energy density vanishes so that the total energy density is due solely to the Hawking radiation generated at the black horizon.

When creating a warp drive one not only form a black horizon but a white one. Both are sources of right-going radiation. To understand better the nature of this radiation we have calculated the RSET in this geometry and in particular the energy density as measured by freely falling observers. In this way we have recovered that the RSET does not diverge at the horizons at any finite time. The singular behavior of the static terms (or vacuum po-

larization terms) in the RSET at the horizons is canceled by the leading contributions of the dynamical right-going terms, or what is equivalent, by the presence of Hawking radiation at both the horizons.

It is however easy to see that the subleading terms (83) behavior is rather different between the black and white horizon. The subleading term in the RSET associated with the formation of the black horizon does not produce any significative backreaction on the horizon itself. In fact, this term is just a transient which decays exponentially.⁹

The formation of a white horizon is also associated with a similar subleading term, but this time it accumulates onto the white horizon itself. This causes the energy density ρ seeing by a free-falling observer to grow unboundedly with time on this horizon. The semiclassical backreaction of the RSET will make the superluminal warp drive to become rapidly unstable, in a time scale of the order of $1/\kappa_2$, the inverse of the surface gravity of the white horizon. Indeed, if one trusted the QI [6, 8], the wall thickness for $v_0 \approx c$ would be $\Delta \lesssim 10^2 L_P$, and the surface gravity $\kappa \gtrsim 10^{-2} t_P^{-1}$, where t_P is the Planck time.¹⁰ This means that the time scale over which the backreaction of the RSET would become important is $\tau \sim 1/\kappa \lesssim 10^2 t_P$. Indeed, even forgetting about the QI, in order to get even a time scale $\tau \sim 1$ s for the growing rate of the RSET, one would need a wall as large as 3×10^8 m. Therefore, most probably one would be able to maintain a superluminal speed for just a very short interval of time. In addition to the above mentioned growing term on \mathcal{H}_2^- we have shown that there is also an unbounded accumulation of Hawking radiation on \mathcal{H}_C^+ . Also this contribution will very rapidly lead to a significant backreaction on the superluminal warp drive and to some sort of semiclassical instability of the solution (that will most probably prevent the formation of the Cauchy horizons at late times).

Interestingly, recent investigations [19] seem to imply that the above found asymptotic divergences of the RSET on the white horizon might disappear if Lorentz symmetry gets broken at high energies. While in this case we still do expect that the RSET will acquire large values soon after the white horizon is formed, we do not know if this would be enough to prevent the sustainabil-

⁹ Furthermore, the analogy with a black hole originated by a star collapse of [10] also allows us to infer that the warp drive must be created very rapidly in order to avoid a huge accumulation of vacuum polarization at the horizon and so a huge initial value of the energy density.

¹⁰ In $1+1$ dimensions the warp-drive configuration is actually a vacuum solution of Einstein equations. In this case, QI will not impose any conditions on the size of the wall thickness. However, as we will show below, we expect our results to be valid also in $3+1$ dimensions. Therefore, we use the wall thickness of $3+1$ warp drives to obtain a realistic estimation for the Hawking temperature and the time scale of the exponential growing of the RSET.

ity of the warp drive. We think that this issue could be subject for future research perhaps within the context of analogue models of gravity [20] where it might be even addressed experimentally.

Even if the above described semiclassical instability could be avoided by some external action on the warp-drive bubble (or by some appropriate UV completion of the QFT, like in [19]), the QI lead to the conclusion that the Hawking radiation in the center of the bubble will burn the internal observer with an excruciating temperature of $T_H \sim \kappa \gtrsim 10^{-2} T_P$, where T_P is the Planck temperature, about 10^{32} K. This would prevent the use of a superluminal warp drive for any kind of practical purpose. If we do not trust the QI, this high temperature might be avoided by making thicker walls. For instance, with $\Delta \sim 1$ m, one obtains a temperature of about 0.003 K (roughly the temperature of radiation at wavelength of 1 m).¹¹

Finally we want to comment on the fact that in this paper a 1+1 calculation was performed. Generally in spherically symmetric spacetimes this could be seen as a s-wave approximation to the correct results. However, this is not the case for the axisymmetric warp-drive geometry. However, we do expect that the salient features of our results would be maintained in a full 3+1 calculation (most probably a numerical one) given that they will still be valid in a suitable open set of the horizons centered around the axis aligned with the direction of motion.

In conclusion, we think that this work is casting strong doubts about the semiclassical stability of superluminal warp drives. Of course, all the aforementioned problems disappear when the bubble remains subluminal. In that case no horizons form, no Hawking radiation is created, and neither strong temperature nor white horizon instability is found. The only remaining problem is that one would still need the presence of some amount of exotic matter to maintain the subluminal drive.

Acknowledgments

The authors wish to thank S. Sonego and M. Visser for illuminating discussions. S.F. acknowledge the support provided by a INFN/MICINN collaboration. C.B. has been supported by the Spanish MICINN under project FIS2008-06078-C03-01/FIS and Junta de Andalucía under project FQM2288.

¹¹ Note however, that still some very effective taming for the growing back-reaction at the white horizon would be needed also in this case. In fact, in order to get even a time scale $\tau \sim 1$ s for the growing rate of the RSET at the white horizon, one would need a wall thickness as large as 3×10^8 m.

APPENDIX A: AN EXAMPLE OF DYNAMICAL WARPDRIVE

In this appendix we want to present a model of dynamical warpdrive, which we used for numerical calculation. It is particularly useful because it allows to carry out an almost complete analytical treatment. We adapt here the method presented in [14, 21] for stellar collapses to the creation of a warp-drive from Minkowski spacetime. We can choose a simplified piece-wise velocity profile, which has the relevant properties of a dynamical warp-drive, *i.e.* it describes a flat geometry at early times and does coincide with the metric in Eq. (4) after some finite time $t > 0$.

Using our velocity profile defined in Eq. (5)

$$\bar{v}(r) = \alpha c [f(r) - 1] , \quad (\text{A1})$$

we can define a dynamical profile by replacing \hat{v} in Eq. (31) by \hat{v}_{kink}

$$\hat{v}_{\text{kink}}(r, t) = \begin{cases} \bar{v}(\xi(t)) & \text{if } |r| \geq \xi(t) , \\ \bar{v}(r) & \text{if } |r| < \xi(t) , \end{cases} \quad (\text{A2})$$

where $\xi(t)$ is a monotonically increasing function of t , such that $\xi(t) \rightarrow 0$, for $t \rightarrow -\infty$, and $\xi(t_H) = r_2 = -r_1$.

One may wonder whether defining a velocity profile with a kink, as in Eq. (A2), may lead to unphysical phenomena. Indeed this computational trick induces some spurious effects, but these features are just transients and do not affect the results at late times.

1. Right-going rays

We apply the same procedure of [14] to calculate the exact relation between the past null coordinate U in \mathcal{I}_L^- and the future null coordinate relevant at \mathcal{H}_C^+ . To find this relation one has to find the integral curves of the ray differential equation (33), which becomes at early times

$$\frac{dr}{dt} = c \quad (\text{A3})$$

and in a neighborhood of \mathcal{H}_C^+ ($t \rightarrow +\infty$ and $r \rightarrow r_2$, see Fig. 3)

$$\frac{dr}{dt} = c + \bar{v}(r) = \kappa (r_2 - r) + \mathcal{O}((r_2 - r)^2) . \quad (\text{A4})$$

Integrating the first equation we obtain the obvious result

$$t = C + \frac{r}{c} \quad (\text{A5})$$

and for the second one

$$t = D - \frac{1}{\kappa} \ln(r_2 - r) . \quad (\text{A6})$$

Following [14] we identify initial events $P \equiv (r_i, t_i)$, with $r_i \sim ct_i$, final events $Q \equiv (r_f, t_f)$ with $r_f \sim r_2 - e^{-\kappa t_f}$ and intermediate events $O \equiv (r_0, t_0)$.

Let us define

$$U = \lim_{t_i \rightarrow -\infty} \left(t_i - \frac{r_i}{c} \right), \quad (\text{A7})$$

$$u = \lim_{t_f \rightarrow +\infty} \left[t_f + \frac{1}{\kappa} \ln(r_2 - r_f) \right]. \quad (\text{A8})$$

Integrating Eq. (33) between P and an intermediate event O in the in-region of this spacetime (where the velocity profile depends only on t), we find

$$r_0 - r_i = \int_{t_i}^{t_0} dt [c + \bar{v}(\xi(t))]. \quad (\text{A9})$$

and using the definition in (A8)

$$\begin{aligned} u &= t_0 + \lim_{r_f \rightarrow r_2} \left[\frac{1}{\kappa} \ln(r_2 - r_f) + \int_{r_0}^{r_f} \frac{dr}{c + \bar{v}(r)} \right] \\ &= t_0 + \frac{1}{\kappa} \ln[r_2 - r_0] - \frac{1}{\kappa} \ln[r_0 - r_1] + \frac{1}{\kappa} \ln[r_2 - r_1] + \lim_{r_f \rightarrow r_2} \int_{r_0}^{r_f} dr \left[\frac{1}{c + \bar{v}(r)} - \frac{1}{\kappa(r_2 - r)} - \frac{1}{\kappa(r - r_1)} \right]. \end{aligned} \quad (\text{A12})$$

It is easy to see that the limit in the previous expression is finite for whatever $r_1 < r_0 < r_2$ so that we end up with the relation

$$u = t_0 + \frac{1}{\kappa} \ln[r_2 - r_0] - \frac{1}{\kappa} \ln[r_0 - r_1] + \frac{1}{\kappa} \ln[r_2 - r_1] + \int_{r_0}^{r_2} dr \left[\frac{1}{c + \bar{v}(r)} - \frac{1}{\kappa(r_2 - r)} - \frac{1}{\kappa(r - r_1)} \right]. \quad (\text{A13})$$

We want now to find the relation between U and u . It is possible to find a particular form for the kink function ξ (see Fig. 4 and its caption for an example), such that all the rays cross either the left kink $r = -\xi(t)$ or the right kink $r = +\xi(t)$ only once. The event "crossing the kink" can be seen as belonging to both the in-going and the out-going regions. Therefore the relation $U = p(u)$ can be found by eliminating t_0 and r_0 between expressions (A10) and (A13) taking into account that r_0 will be either $-\xi(t_0)$ or $+\xi(t_0)$. Fig. 4 shows an exact numerical calculation of ray propagation, performed with this method.

However, in order to study the late time behavior of both particle production and the RSET, we only need the previous relation (see Sect. III) for large and positive values of u (the location of the black horizon) and for large and negative values of u (the location of the white horizon). We want to show here that our particular example leads in fact to the general relation (40). In this specific case, these corresponds to study the previous relation for light rays crossing the left kink at $r_0 = -\xi(t_0)$, when r_0 is very close to r_1 (resp. crossing the right kink at $r_0 = +\xi(t_0)$, when r_0 is very close to r_2). First note that, when $t \rightarrow t_H$ (the time of the first appearance of the trapping horizons) the function ξ can be expanded in

Using the definition of U in (A7) we obtain

$$U = t_0 - \frac{r_0}{c} + \frac{1}{c} \int_{-\infty}^{t_0} dt \bar{v}(\xi(t)), \quad (\text{A10})$$

Then, integrating between an intermediate event O now in the out-region (where the velocity profile depends only on r) and Q we find

$$t_f - t_0 = \int_{r_0}^{r_f} \frac{dr}{c + \bar{v}(r)}, \quad (\text{A11})$$

the following form

$$\xi(t) = r_2 + \lambda(t - t_H) + \mathcal{O}[(t - t_H)^2], \quad (\text{A14})$$

$$-\xi(t) = r_1 - \lambda(t - t_H) + \mathcal{O}[(t - t_H)^2], \quad (\text{A15})$$

with λ a positive constant (remember that we have chosen for simplicity $r_1 = -r_2$). Defining

$$U_{\text{BH}}^{\text{WH}} = t_H \pm \frac{\xi(t_H)}{c} + \frac{1}{c} \int_{-\infty}^{t_H} dt \bar{v}(\xi(t)), \quad (\text{A16})$$

it is easy to see that

$$U_{\pm} = U_{\text{BH}}^{\text{WH}} \mp \frac{\lambda}{c} (t_H - t_0) + \mathcal{O}[(t_H - t_0)^2], \quad (\text{A17})$$

where with U_+ we denote the form of the function $U(t_0)$ for rays crossing the kink close to r_1 (resp. with U_- we denote the form of the function $U(t_0)$ for rays crossing the kink close to r_2). By expanding Eq. A13 in the same limit $t_0 \rightarrow t_H$ and retaining only the dominant term we obtain

$$u_{\pm} \sim \mp \frac{1}{\kappa} \ln[\lambda(t_H - t_0)], \quad (\text{A18})$$

where we define u_{\pm} in the same fashion as U_{\pm} . Putting together the last two results we obtain (inside the bubble) the general relation (40):

$$U(u \rightarrow \pm\infty) = U_{\text{BH}}^{\text{WH}} \mp A_{\pm} e^{\mp \kappa u}. \quad (\text{A19})$$

2. Left-going rays

In Sect. IV we stated that it is possible to find a wide class of transitions from a Minkowskian geometry to a warp-drive one such that the contributions to the RSET due to left-going modes is just a transient, vanishing at late times. We show here that this is the case for our specific model.

In order to do so, we shall need the relation between ingoing and outgoing left-going rays. Left-going rays are the solution of the differential equation (41) which becomes at early times

$$\frac{dr}{dt} = -c, \quad (\text{A20})$$

whilst inside the bubble we cannot take any limit as in Eq. (A4) because left-going rays are not confined inside the bubble, but escape through the black horizon, as we already noticed in Sect. III. Integrating the equation at early times we obtain

$$t = C - \frac{r}{c}. \quad (\text{A21})$$

We identify initial events $P \equiv (r_i, t_i)$, with $r_i \sim ct_i$, final events $Q \equiv (r_f, t_f)$ and intermediate events $O \equiv (r_0, t_0)$ either in the in-region (when the velocity profile depends only on t) or in the out-region (when the velocity profile depends only on r).

Using \tilde{w} defined as in Eq. (42), choosing arbitrarily the constant of integration, we obtain

$$\tilde{w}(t_0, r_0) \equiv t_0 + \int_0^{r_0} \frac{dr}{c - \bar{v}(r)}. \quad (\text{A22})$$

For W we proceed as for U . We integrate Eq. (41) between P and a event O in the in-region

$$r_0 - r_i = \int_{t_i}^{t_0} dt [-c + \bar{v}(\xi(t))]. \quad (\text{A23})$$

Defining W as

$$W = \lim_{t_i \rightarrow -\infty} \left(t_i + \frac{r_i}{c} \right), \quad (\text{A24})$$

we obtain

$$W = t_0 + \frac{r_0}{c} - \frac{1}{c} \int_{-\infty}^{t_0} dt \bar{v}(\xi(t)). \quad (\text{A25})$$

Now, the relation $W = q(\tilde{w})$ can be found eliminating t_0, r_0 from Eqs. (42) and (A25) in the limit where (t_0, r_0) is on the kink.

We can now show that indeed the term $\rho_{\text{dyn}-\tilde{w}}$ defined in Eq. (74) is just a transient for this model. We see from Fig. 4 that, as time grows, points inside the bubble are reached by \tilde{w} -rays that intersect the kink later and later. Using Eqs. (42) and (A25) we can estimate \dot{q} , calculating

the derivatives of \tilde{w} and W with respect to t on the kink, at crossing time t_c :

$$\begin{aligned} \dot{q} &= \frac{dW}{d\tilde{w}} = \frac{dW}{dt} \bigg|_{r=\xi(t_c)} \left(\frac{d\tilde{w}}{dt} \bigg|_{r=\xi(t_c)} \right)^{-1} \\ &= \left(1 + \frac{\dot{\xi}(t_c)}{c} - \frac{\bar{v}(\xi(t_c))}{c} \right) \left(1 + \frac{\dot{\xi}(t_c)}{c - \bar{v}(\xi(t_c))} \right)^{-1} \\ &= 1 - \frac{\bar{v}(\xi(t_c))}{c} \rightarrow 1 - \frac{\bar{v}(+\infty)}{c}. \end{aligned} \quad (\text{A26})$$

This is a constant value greater than 0. As a consequence, all the derivatives of \dot{q} go to zero as time grows and $\rho_{\text{dyn}-\tilde{w}}$ must go to zero in the same way. In conclusion, the dynamic term originated by the distortion of left-going rays can be different from zero when the horizon is created. However this is only a transient term that is brought toward \mathcal{J}_L^+ , *i.e.* outside the bubble. That is, it is possible to create a transition region such that some radiation travelling leftward is produced only at the onset of the warp drive, but there is not any phenomenon like Hawking radiation originated in this way.

APPENDIX B: NULL COORDINATES

In this appendix we summarize some results concerning systems of null coordinates. In Sect. III we defined two set of null coordinates (U, W) and (u, \tilde{w}) obtained by integrating equations of light propagation, respectively in the in-region, in which the metric is Minkowskian, and in the out-region, in which it depends on r (after the kink, in the particular example of Appendix A). Now, let us rewrite the metric using the set of coordinate (u, \tilde{w}) . In the out-region, using Eqs. (34) and (42):

$$\begin{aligned} u_r &= -\frac{1}{c + \bar{v}(r)}, & \tilde{w}_r &= \frac{1}{c - \bar{v}(r)}, \\ u_t &= 1, & \tilde{w}_t &= 1. \end{aligned} \quad (\text{B1})$$

Now we put these expressions into Eq (45):

$$\begin{aligned} ds^2 &= -\bar{C}(u, \tilde{w}) du d\tilde{w} \\ &= -\bar{C}(u, \tilde{w}) (u_t dt + u_r dr) (\tilde{w}_t dt + \tilde{w}_r dr) \\ &= \frac{\bar{C}(u, \tilde{w})}{c^2 - \bar{v}(r)^2} \left\{ c^2 dt^2 - [dr - \bar{v}(r) dt]^2 \right\}. \end{aligned} \quad (\text{B2})$$

By comparison with Eq. (31) we obtain

$$\bar{C}(u, \tilde{w}) = c^2 - \bar{v}(r)^2, \quad (\text{B3})$$

Note that the definition of U and W can be extended in the out-region by following the light rays coming from the in-region (in the model of Appendix A by matching on the kink the solutions of U and W with those ones of u and \tilde{w}). For instance, one can naturally define $U(t, r)$ in the out-region as $U(t, r) = p(u(t, r))$ and in analogous

ways for the other null coordinate. This means that it makes sense to take derivatives of the null coordinates with respect to r and t in all the spacetime. We write here the derivatives of U and W in the out-region:

$$\begin{aligned} U_r = \dot{p}(u)u_r = -\frac{\dot{p}(u)}{c + \bar{v}(r)}, \quad W_r = \dot{q}(\tilde{w})\tilde{w}_r = \frac{\dot{q}(\tilde{w})}{c - \bar{v}(r)}, \\ U_t = \dot{p}(u)u_t = \dot{p}(u), \quad W_t = \dot{q}(\tilde{w})\tilde{w}_t = \dot{q}(\tilde{w}). \end{aligned} \quad (\text{B4})$$

APPENDIX C: ASYMPTOTIC EXPANSION OF $f(u)$

We know from Sect. III that U can be expanded for large absolute values of u in a Taylor series in $e^{\mp u}$. In fact we found that

$$U_{\pm} = p(u \rightarrow \pm\infty) = \mathcal{P}_{\pm}(e^{\mp\kappa u}), \quad (\text{C1})$$

where \mathcal{P}_{\pm} are analytic functions. We now expand it up to the third order:

$$U = p(u \rightarrow \pm\infty) = U_{\text{BH}}^{\text{WH}} + A_{1\pm}e^{\mp\kappa u} + \frac{A_{2\pm}}{2}e^{\mp2\kappa u} + \frac{A_{3\pm}}{6}e^{\mp3\kappa u} + \mathcal{O}(e^{\mp4\kappa u}), \quad (\text{C2})$$

where the upper (lower) signs corresponds to $u \rightarrow +\infty$ ($u \rightarrow -\infty$). For simplicity we have defined the coefficient $A_{1+} \equiv -A_+$ and $A_{1-} \equiv A_-$. In order to calculate the stress-energy tensor we need to calculate the term (69)

$$f(u) = \frac{3\ddot{p}^2 - 2\dot{p}\ddot{p}}{\dot{p}^2}. \quad (\text{C3})$$

We have

$$\dot{p}(u) = \mp\kappa A_{1\pm}e^{\mp\kappa u} \left[1 + \frac{A_{2\pm}}{A_{1\pm}}e^{\mp\kappa u} + \frac{A_{3\pm}}{2A_{1\pm}}e^{\mp2\kappa u} + \mathcal{O}(e^{\mp3\kappa u}) \right], \quad (\text{C4})$$

$$\ddot{p}(u) = \kappa^2 A_{1\pm}e^{\mp\kappa u} \left[1 + \frac{2A_{2\pm}}{A_{1\pm}}e^{\mp\kappa u} + \frac{3A_{3\pm}}{2A_{1\pm}}e^{\mp2\kappa u} + \mathcal{O}(e^{\mp3\kappa u}) \right], \quad (\text{C5})$$

$$\ddot{\ddot{p}}(u) = \mp\kappa^3 A_{1\pm}e^{\mp\kappa u} \left[1 + \frac{4A_{2\pm}}{A_{1\pm}}e^{\mp\kappa u} + \frac{9A_{3\pm}}{2A_{1\pm}}e^{\mp2\kappa u} + \mathcal{O}(e^{\mp3\kappa u}) \right]. \quad (\text{C6})$$

So that

$$\begin{aligned} f(u) &= \frac{\kappa^4 A_{1\pm}^2 e^{\mp2\kappa u} \left\{ 1 + 2(A_{2\pm}/A_{1\pm})e^{\mp\kappa u} + [4(A_{2\pm}/A_{1\pm})^2 - A_{3\pm}/A_{1\pm}]e^{\mp2\kappa u} + \mathcal{O}(e^{\mp3\kappa u}) \right\}}{\kappa^2 A_{1\pm}^2 e^{\mp2\kappa u} \left\{ 1 + 2(A_{2\pm}/A_{1\pm})e^{\mp\kappa u} + [(A_{2\pm}/A_{1\pm})^2 + A_{3\pm}/A_{1\pm}]e^{\mp2\kappa u} + \mathcal{O}(e^{\mp3\kappa u}) \right\}} \\ &= \kappa^2 \left\{ 1 + \frac{[4(A_{2\pm}/A_{1\pm})^2 - A_{3\pm}/A_{1\pm}]}{1 + 2(A_{2\pm}/A_{1\pm})e^{\mp\kappa u}} e^{\mp2\kappa u} + \mathcal{O}(e^{\mp3\kappa u}) \right\} \times \left\{ 1 - \frac{[(A_{2\pm}/A_{1\pm})^2 + A_{3\pm}/A_{1\pm}]}{1 + 2(A_{2\pm}/A_{1\pm})e^{\mp\kappa u}} e^{\mp2\kappa u} + \mathcal{O}(e^{\mp3\kappa u}) \right\} \\ &= \kappa^2 \left\{ 1 + \left[3\left(\frac{A_{2\pm}}{A_{1\pm}}\right)^2 - 2\frac{A_{3\pm}}{A_{1\pm}} \right] e^{\mp2\kappa u} + \mathcal{O}(e^{\mp3\kappa u}) \right\}, \quad (\text{C7}) \end{aligned}$$

and we can finally use the expansion of Eq. (36), valid for points close to the horizons, to obtain

$$f(u) = \kappa^2 \left\{ 1 + \left[3\left(\frac{A_{2\pm}}{A_{1\pm}}\right)^2 - 2\frac{A_{3\pm}}{A_{1\pm}} \right] e^{\mp2\kappa t} (r - r_{1,2})^2 + \mathcal{O}((r - r_{1,2})^3) \right\}. \quad (\text{C8})$$

-
- [1] M. Alcubierre, Classical and Quantum Gravity **11**, L73 (1994), arXiv:gr-qc/0009013.
[2] F. S. N. Lobo, ArXiv e-prints (2007), 0710.4474.
[3] A. E. Everett, Phys. Rev. D **53**, 7365 (1996).

- [4] F. S. N. Lobo and M. Visser, Classical and Quantum Gravity **21**, 5871 (2004), arXiv:gr-qc/0406083.
[5] F. S. N. Lobo and M. Visser, ArXiv General Relativity and Quantum Cosmology e-prints (2004), gr-qc/0412065.

- [6] M. J. Pfenning and L. H. Ford, *Classical and Quantum Gravity* **14**, 1743 (1997), arXiv:gr-qc/9702026.
- [7] T. A. Roman, in *The Tenth Marcel Grossmann Meeting. On recent developments in theoretical and experimental general relativity, gravitation and relativistic field theories*, edited by M. Novello, S. Perez Bergliaffa, and R. Ruffini (2005), p. 1909.
- [8] C. Van Den Broeck, *Classical and Quantum Gravity* **16**, 3973 (1999), arXiv:gr-qc/9905084.
- [9] W. A. Hiscock, *Classical and Quantum Gravity* **14**, L183 (1997), arXiv:gr-qc/9707024.
- [10] C. Barceló, S. Liberati, S. Sonego, and M. Visser, *Phys. Rev. D* **77**, 044032 (2008).
- [11] P. F. González-Díaz, *Physics Letters B* **653**, 129 (2007).
- [12] C. Barceló, S. Liberati, S. Sonego, and M. Visser, *New Journal of Physics* **6**, 186 (2004), arXiv:gr-qc/0408022.
- [13] N. D. Birrell and P. C. W. Davies, *Quantum Fields in Curved Space* (Cambridge University Press, 1984).
- [14] C. Barceló, S. Liberati, S. Sonego, and M. Visser, *Classical and Quantum Gravity* **23**, 5341 (2006), arXiv:gr-qc/0604058.
- [15] S. A. Fulling, M. Sweeny, and R. M. Wald, *Communications in Mathematical Physics* **63**, 257 (1978).
- [16] M. Simpson and R. Penrose, *Int. J. Theor. Phys.* **7**, 183 (1973).
- [17] E. Poisson and W. Israel, *Phys. Rev. D* **41**, 1796 (1990).
- [18] D. Marković and E. Poisson, *Phys. Rev. Lett.* **74**, 1280 (1995).
- [19] J. Macher and R. Parentani (2009), arXiv:hep-th/0903.2224.
- [20] C. Barceló, S. Liberati, and M. Visser, *Living Reviews in Relativity* **8** (2005), (cited on April 1, 2019), URL <http://www.livingreviews.org/lrr-2005-12>.
- [21] C. Barceló, S. Liberati, S. Sonego, and M. Visser, *Physical Review Letters* **97**, 171301 (2006), arXiv:gr-qc/0607008.