

The moduli problem at the perturbative level

Martin Lemoine* and Jérôme Martin†

Institut d'Astrophysique de Paris, CNRS - UPMC, 98bis boulevard Arago, 75014 Paris, France

Jun'ichi Yokoyama‡

Research Center for the Early Universe (RESCEU), Graduate School of Science,

The University of Tokyo, Tokyo, 113-0033, Japan and

Institute for the Physics and Mathematics of the Universe (IPMU) The University of Tokyo, Kashiwa, Chiba 277-8568, Japan

(Dated: November 25, 2018)

Moduli fields generically produce strong dark matter – radiation and baryon – radiation isocurvature perturbations through their decay. We show that existing upper bounds on the magnitude of such fluctuations can thus be translated into stringent constraints on the moduli parameter space m_σ (modulus mass) – σ_{inf} (modulus vacuum expectation value at the end of inflation). These constraints are complementary to previously existing bounds so that the moduli problem becomes worse at the perturbative level. In particular, particle physics scenarios which predict high moduli masses $m_\sigma \gtrsim 10 - 100 \text{ TeV}$ are plagued by the perturbative moduli problem, even though they evade big-bang nucleosynthesis constraints.

PACS numbers: 98.80.Cq, 98.70.Vc

Introduction. The phenomenology of moduli fields of supersymmetric and superstring theories, or more generally, of late decaying flat directions of the scalar potential is strongly constrained by cosmological arguments [1, 2]. Most notably, successful big-bang nucleosynthesis (BBN) sets very stringent upper bounds on their energy density at temperatures $T \lesssim 1 \text{ MeV}$ [3]. Such a small modulus abundance can be achieved through the dilution of the pre-existing moduli by late time entropy production or late inflation [4, 5]; or, if the supergravity induced potential is such that the moduli has always stayed close to its low energy minimum [6, 7]. Alternatively, the BBN constraints can be evaded if the moduli are massive enough to decay at high temperatures $T_d \simeq 2.8 \text{ MeV} (m_\sigma/100 \text{ TeV})^{3/2}$, a property which is considered as a strong motivation for particle physics models which realize this hierarchy $m_\sigma \gtrsim 10 - 100 \text{ TeV} \gg M_W$ (weak scale), such as noscale supergravity, anomaly mediation or string inspired models [8, 9, 10, 11].

These constraints directly relate to the background evolution of the modulus field. However, observational cosmology now offers powerful constraints on the power spectrum of density perturbations and the nature of these perturbations. As we demonstrate for the first time in this Letter, these constraints can be translated into stringent constraints on moduli cosmology which directly impact on high energy physics model building in the modulus sector. In particular, we find that the moduli problem becomes worse at the perturbative level, because the modulus generically produces strong isocurvature fluctuations between dark matter and radiation and between baryons and radiation (as noted in [12]), in conflict with existing cosmic microwave background (CMB) anisotropy data.

The constraints obtained depend on the shape of the effective potential of the moduli during and after inflation, and can be formulated most clearly in the parameter space $(\sigma_{\text{inf}}, m_\sigma)$. In the following we discuss three prototypical cases in which the modulus mass receives supergravity corrections of order H or not, and whether the inflaton produces moduli during its decay or not. An accompanying paper [13] provides the details of the calculations and extends the survey of the constraints to other possible cases and concrete inflationary model building.

Isocurvature fluctuations from moduli fields. Moduli acquire their own spectrum of density fluctuations through inflation, with a typical density contrast $\Delta_\sigma^{(i)} \simeq H_{\text{inf}}/(2\pi\sigma_{\text{inf}})$ on large scales, assuming (for the moment) that $m_\sigma \ll H_{\text{inf}}$ during inflation. One crucial observation is that these fluctuations are independent of those of the radiation, dark matter and baryon fluids, which inherit those of the inflaton at reheating, with $\Delta_\gamma^{(i)} \sim 10^{-5}$. As the modulus decays, it transfers most of its energy to radiation, a fraction $B_\chi \ll 1$ to dark matter, and another part into baryons and anti-baryons. As the final density perturbations of radiation (Δ_γ), dark matter (Δ_χ) and baryons (Δ_b) comprise different mixtures of the initial inflaton and modulus perturbations, isocurvature modes between those fluids exist. To go one step further, a significant dark matter – radiation isocurvature perturbation is generated when a significant part of dark matter has been produced by the curvaton while the radiation fluid has remained unaffected, i.e. $B_\chi \Omega_\sigma^{<d} \gg \Omega_\chi^{<d}$ and $\Omega_\sigma^{<d} \ll 1$ [the superscripts $<d$ (resp. $>d$) mean immediately before (resp. after) modulus decay, the subscripts χ (resp. σ) refer to dark matter (resp. modulus)]. However, if curvaton decay preserves baryon number (as we assume here), its decay cannot affect the perturbations

of “net baryon number”, hence the baryon isocurvature mode is generated when the modulus significantly reheats the Universe through its decay, *i.e.* $\Omega_\sigma^{<d} \ll 1$. The fact that dark matter and baryon isocurvature modes are produced at very different values of $\Omega_\sigma^{<d}$ explains the power of the constraints derived in this work.

The final isocurvature fluctuations, to be tested against CMB data are explicitly written as:

$$S_{\chi\gamma}^{>d} \simeq \frac{1}{1 + \Upsilon_\chi} \left(\frac{B_\chi \Omega_\sigma^{<d}}{\Omega_\chi^{<d} + B_\chi \Omega_\sigma^{<d}} - \Omega_\sigma^{<d} \right) S_{\sigma\gamma}^{(i)}, \quad (1)$$

$$S_{b\gamma}^{>d} \simeq -\Omega_\sigma^{<d} S_{\sigma\gamma}^{(i)}, \quad (2)$$

with $S_{\alpha\beta} \equiv 3(\zeta_\alpha - \zeta_\beta)$ (the subscript γ refers to radiation); Υ_χ denotes the ratio of the dark matter annihilation rate to the expansion rate immediately after modulus decay, see Ref. [14]. The above provides reliable approximations of more complete formulas discussed in Ref. [13]. We quantify the amount of matter – radiation isocurvature fluctuation through $\delta_{m\gamma}$:

$$\delta_{m\gamma} \equiv \frac{\zeta_m - \zeta_\gamma}{(\zeta_m + \zeta_\gamma)/2}, \quad (3)$$

where $\zeta_m \equiv \Omega_b/\Omega_m \zeta_b + \Omega_\chi/\Omega_m \zeta_\chi$ with $\Omega_m \equiv \Omega_\chi + \Omega_b$. Using the results of Ref. [15], one finds that various CMB data imply $-0.12 < \delta_{m\gamma} < 0.089$ at 95% C.L. (with $\Omega_\chi h^2 \simeq 0.12$ and $\Omega_b h^2 \simeq 0.0225$).

Consider now a concrete case with a time independent potential $V(\sigma) = m_\sigma^2 \sigma^2/2$. Then one finds:

$$\frac{\Omega_\sigma^{<d}}{\Omega_\gamma^{<d}} \simeq 6 \times 10^{10} \left(\frac{\sigma_{\text{inf}}}{M_{\text{Pl}}} \right)^2 \left(\frac{m_\sigma}{100 \text{ TeV}} \right)^{-3/2} \left(\frac{T_{\text{rh}}}{10^9 \text{ GeV}} \right), \quad (4)$$

assuming that the modulus starts to oscillate in its potential (at $H = m_\sigma$) before reheating, an assumption which is valid throughout the present parameter space provided $T_{\text{rh}} \lesssim 10^{10} \text{ GeV}$ [13].

Figure 1 presents the (blue colored) contours of the $\delta_{m\gamma}$ quantity calculated numerically through the integration of the evolution equations for background and perturbations as in Refs. [14, 16], assuming $T_{\text{rh}} = 10^9 \text{ GeV}$, $H_{\text{inf}} = 10^{13} \text{ GeV}$; we set $B_\chi = m_\chi/m_\sigma$ (*i.e.*, one modulus particle produces one dark matter particle at decay assuming instantaneous thermalization of the dark matter, which is a good approximation as discussed in [13]) in regions of parameter space where the present day dark matter density has the correct magnitude, and decrease B_χ accordingly in order to match this constraint otherwise [13]. The dashed green area is excluded by BBN; in order to draw this region, we have used the results of Ref. [3] for a hadronic branching ratio of 10^{-3} and initial jet energy 1 TeV. One sees clearly that a large portion of the parameter space is excluded by the generation of isocurvature perturbations, well beyond the bounds of BBN. For $\sigma_{\text{inf}} \gtrsim 4 \times 10^{-6} (m_\sigma/100 \text{ TeV})^{3/4} M_{\text{Pl}}$ [with a numerical prefactor scaling as $(T_{\text{rh}}/10^9 \text{ GeV})^{-1/2}$], one

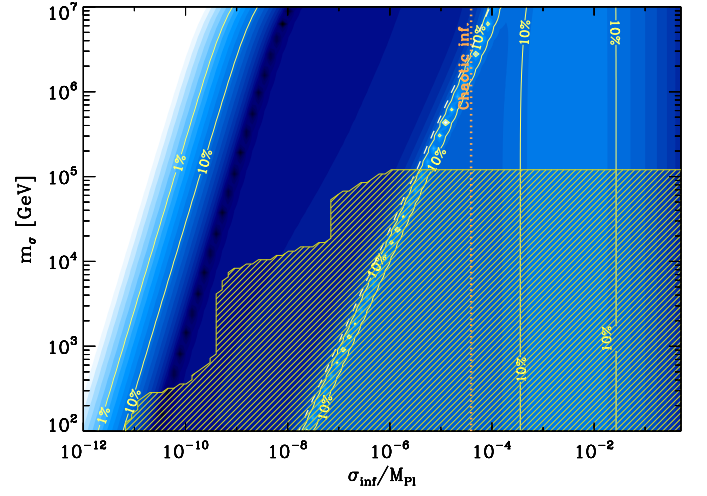


FIG. 1: Constraints in the $(\sigma_{\text{inf}}, m_\sigma)$ plane. The yellow shaded region shows the constraints derived from the analysis of the effect of moduli decay on BBN. The blue contours give the value of $\delta_{m\gamma}$ for the matter – radiation isocurvature mode, constrained to be less than $\sim 10\%$ by CMB data. The white dashed line indicates the place where $\Omega_\sigma^{<d} = 0.5$. These calculations assume $H_{\text{inf}} = 10^{13} \text{ GeV}$ and $T_{\text{rh}} = 10^9 \text{ GeV}$. The dotted orange line indicates the standard deviation of σ on large scales due to stochastic motion during (chaotic $m^2\phi^2$) inflation.

finds $\Omega_\sigma^{<d} \simeq 1$ which leads to a strong baryon isocurvature mode but no dark matter–radiation isocurvature perturbation. On the contrary, if $\Omega_\sigma^{<d}$ is small and $\sigma_{\text{inf}} \gtrsim 10^{-10} (m_\sigma/100 \text{ TeV})^{1/2} M_{\text{Pl}}$ [with a numerical prefactor scaling as $(T_{\text{rh}}/10^9 \text{ GeV})^{-1}$], there is no baryon isocurvature mode but a large dark matter isocurvature mode. In both regions, such large fractions should have been seen in current CMB data. Although this figure is drawn for $H_{\text{inf}} = 10^{13} \text{ GeV}$, the constraints hardly depends on H_{inf} as long as $H_{\text{inf}} \gg m_\sigma$.

In order to evade these constraints, one requires $\sigma_{\text{inf}} \ll 10^{-10} (m_\sigma/100 \text{ TeV})^{1/2} M_{\text{Pl}}$. However, this is not plausible because the magnitude of the quantum noise associated to the modulus evolving in its potential during inflation far exceeds this bound: $\langle \delta\sigma^2 \rangle^{1/2} \sim H_{\text{inf}} \sqrt{2N_{\text{T}}}/(2\pi) \gtrsim 4 \times 10^{-5} M_{\text{Pl}}$ for chaotic $m^2\phi^2$ inflation, with N_{T} denotes the total number of e -folds; the last inequality uses $H_{\text{inf}} = 10^{13} \text{ GeV}$ and $N_{\text{T}} \geq 60$. This value is indicated in dotted lines in Fig. 1. The above estimate of $\langle \delta\sigma^2 \rangle^{1/2}$ furthermore represents a lower limit to σ_{inf} , as the modulus may have been initially displaced from its minimum.

Let us note at this stage the implications for moduli cosmology and model building. First of all, even if moduli are massive enough to evade BBN constraints (*i.e.*, $m_\sigma \gtrsim 100 \text{ TeV}$), they are bound to produce strong isocurvature fluctuations between baryons and radiation (at high values of σ_{inf}) or between dark matter and radiation (at small values of σ_{inf}). This clearly undermines

one of the main motivations for particle physics scenarios which predict such high masses. In order to make contact with concrete model building and string phenomenology, let us consider at face value the KKLT potential of Ref. [17]. For the choice of numerical values of Ref. [17], the initial displacement $\sim \mathcal{O}(0.1)M_{\text{Pl}}$ (as measured relatively to the minimum) and $m_\sigma \simeq 700$ TeV. Our present results thus show that this particular example satisfies the BBN bounds but not the isocurvature constraints, see Fig. 1. More generally, the present results also forbid any large amount of entropy production by late time decaying scalars, since this would precisely be accompanied by strong baryon isocurvature fluctuations. This result bears strong implications for the dilution of unwanted relics through moduli decay.

We now discuss a second prototypical case, in which the potential receives supergravity corrections $V'' \sim H^2$ associated with the breaking of supersymmetry by the finite energy density in the early Universe [6]:

$$V(\sigma) \simeq \frac{1}{2}m_\sigma^2\sigma^2 + \frac{1}{2}c^2H^2\sigma^2. \quad (5)$$

Such potential is realized, for instance, in D-term inflation if σ corresponds to the supersymmetry breaking Polonyi field [13]. The modulus abundance at the onset of oscillations ($H = m_\sigma$) is smaller than in the previous case by a factor $(m_\sigma/H_{\text{inf}})^{2(\mu+1-\nu)}$, with $\mu = -1/2$, $\nu^2 = 1/4 - 4c^2/9$ (we assume $c < 3/4$ here). Consequently, the constraints in the modulus parameter space shift to increasing values of σ_{inf} , as shown in Fig. 2. If we further assume that the modulus potential receives supergravity corrections of the form $c_i^2 H^2 \sigma^2$ during inflation (with c_i possibly different from c), then $\Delta_\sigma^{(i)} \sim 0$ as the large mass of the modulus inhibits the excitation of long wavelength fluctuations [13, 18, 19]. This also implies that the adiabatic and isocurvature perturbations are, in this case, fully correlated. Figure 2 further establishes the power of constraints obtained at the perturbative level, as it puts a severe bound on σ_{inf} : $\sigma_{\text{inf}} \lesssim 10^{-5}M_{\text{Pl}}$, the numerical value scaling as $H_{\text{inf}}^{1/2-\nu}m_\sigma^\nu T_{\text{rh}}^{-1/2}$, here calculated for $H_{\text{inf}} = 10^{13}$ GeV, $m_\sigma = 100$ TeV and $T_{\text{rh}} = 10^9$ GeV. This upper bound is dangerously close to the value expected for stochastic motion of the modulus during inflation, indicated by the dotted line, unless we take smaller values of H_{inf} or T_{rh} , or a larger value of c_i . For smaller H_{inf} , the space between this bound and the limits from isocurvature fluctuations widens, just as both bounds shift toward lower values of σ_{inf} . Again, one should stress that this value of $\langle \delta\sigma^2 \rangle^{1/2}$ is a lower limit to σ_{inf} as it neglects any displacement of the minimum of the effective potential at high energy as well as the classical trajectory of the modulus inside this potential during inflation. Finally, the effective potential (5) preserves the minimum, and in this sense it minimizes the constraints obtained, see [13] for other examples.

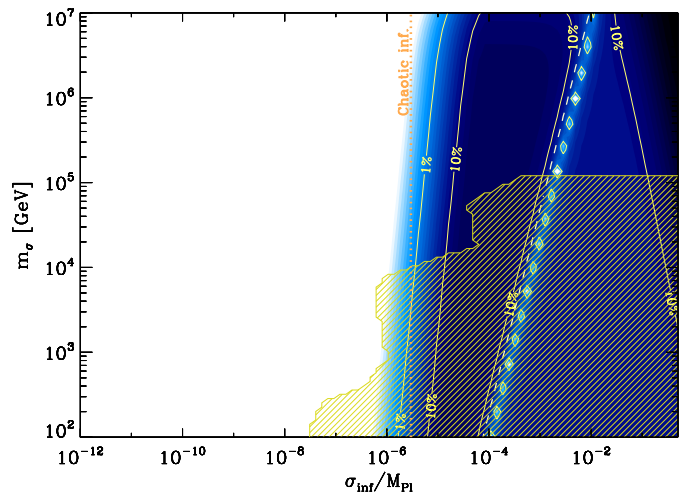


FIG. 2: Same as Fig. 1, for a modulus potential including supergravity corrections as in Eq. (5) with $c^2 = 0.5$. The dotted line indicates the value of $\langle \delta\sigma^2 \rangle^{1/2}$ for $c_i^2 = 0.5$ and chaotic $m^2\phi^2$ inflation.

With respect to model building, the present results imply that the minima of the modulus effective potentials during *and* after inflation must match that at low energy to a high accuracy (in units of M_{Pl}). If the minimum is an enhanced symmetry point in moduli space, then the modulus may be kept close to it by the friction that results from its coupling to other light degrees of freedom [6, 7, 20]. Although we have neglected such effects in the present work, our above results can be recast as bounds on the couplings and initial moduli vev using the results of Ref. [20]. A further study of this issue, in the context of realistic moduli potentials appears warranted.

Finally, one must consider the possibility that the inflaton decays partially into the modulus sector at reheating. This would attenuate the amount of isocurvature fluctuations produced at the same value of $\Omega_\sigma^{\leq a}$ as the inflaton produced moduli inherit the same spectrum of perturbations than radiation [19]. Explicitly, $S_\sigma^{(i)}$ is reduced by the factor $1/(1+\gamma')$, where γ' represents the energy density ratio of inflaton produced moduli to those initially present. Assuming that each inflaton of mass m_ϕ produces N_σ moduli, one finds [13]:

$$\gamma' \simeq 10^{-11} \Omega_{\sigma, \text{osci}}^{-1} \left(\frac{N_\sigma}{10^{-3}} \right) \left(\frac{m_\sigma}{100 \text{ TeV}} \right) \left(\frac{m_\phi}{10^{13} \text{ GeV}} \right)^{-1}, \quad (6)$$

where $\Omega_{\sigma, \text{osci}} \equiv \Omega_\sigma(H = m_\sigma)$, and $\Omega_{\sigma, \text{osci}} = (\sigma_{\text{inf}}/M_{\text{Pl}})^2/6$ for a potential without supergravity corrections. If $N_\sigma \sim g_*^{-1} \simeq 10^{-3}$ and if the modulus potential receives supergravity corrections both during and after inflation with $c^2 = 0.5$, one obtains the bounds depicted in Fig. 3. Compared to Fig. 1, the BBN constraints now exclude all moduli masses below 100 TeV. This is expected insofar as the amount of moduli en-

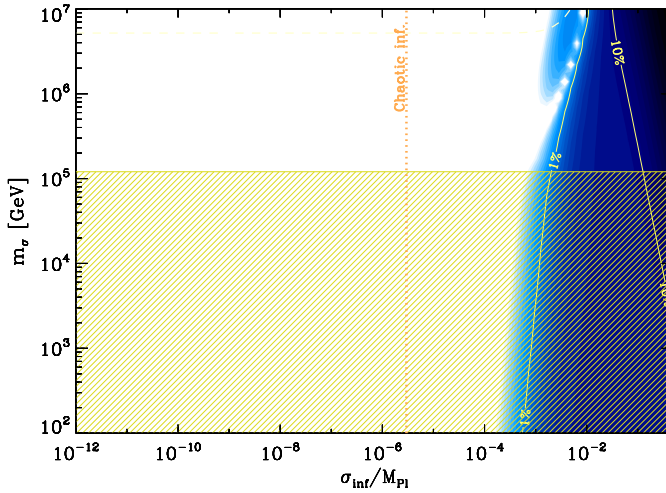


FIG. 3: Same as Fig. 2, accounting for inflaton produced moduli with $N_\sigma = 10^{-3}$ and an inflaton mass $m_\phi = 10^{13}$ GeV.

ergy density produced through inflaton decay is already sufficient to disrupt BBN. From this point of view, the production of moduli through inflaton decay aggravates the moduli problem. The contours depicting the amount of isocurvature fluctuations produced are shifted toward higher values of σ_{inf} , as a result of the reduction of isocurvature fluctuations. However, they do not vanish, and there remains a significant baryon-radiation isocurvature mode when $\sigma_{\text{inf}} \gtrsim 10^{-2} M_{\text{Pl}}$ (for the present values of the parameters).

Discussion. The decay of a modulus generically produces strong isocurvature fluctuations between dark matter and radiation, or between baryons and radiation. For a prototypical cosmological inflationary scenario, we find that the moduli problem appears significantly worse at the perturbative level. In a way, this opens a window on moduli phenomenology for future high accuracy CMB experiments. As one of our main results, we find that particle physics scenarios with heavy moduli ($m_\sigma \gtrsim 100$ TeV) do not escape the above constraints even though they evade BBN constraints. The moduli problem can be circumvented in high energy physics models of the early Universe which provide Hubble scale effective masses cH (with $c \gtrsim 1$) to all light moduli, without shifting the minima of their effective potentials from that at low energy.

A large amount of entropy production at low scales $H \lesssim m_\sigma$ through heavy particle decay or late time inflation could in principle help, by diluting the moduli abundance to low levels [4, 5]. However, the present con-

straints on entropy release by a modulus can be directly recast on the decaying field or late time inflaton. Since the radiation produced in the reheating inherits the fluctuations of the entropy producing fluid, a strong baryon isocurvature fluctuation is produced unless baryogenesis takes place subsequently to reheating, see [16]. Given that the intermediate scale $\sqrt{M_W M_{\text{Pl}}} \simeq 10^{10}$ GeV, this brings in additional non-trivial requirements.

This work was supported in part by CNRS-JSPS bilateral project of cooperative research and JSPS Grant-in-Aid for Scientific Research No. 19340054 (JY)

* Electronic address: lemoine@iap.fr

† Electronic address: jmartin@iap.fr

‡ Electronic address: yokoyama@resceu.s.u-tokyo.ac.jp

- [1] G. D. Coughlan, W. Fischler, E. W. Kolb, S. Raby, and G. G. Ross, Phys. Lett. **B131**, 59 (1983).
- [2] A. S. Goncharov, A. D. Linde, and M. I. Vysotsky, Phys. Lett. **B147**, 279 (1984).
- [3] M. Kawasaki, K. Kohri, and T. Moroi, Phys. Rev. **D71**, 083502 (2005), astro-ph/0408426.
- [4] L. Randall and S. D. Thomas, Nucl. Phys. **B449**, 229 (1995), hep-ph/9407248.
- [5] D. H. Lyth and E. D. Stewart, Phys. Rev. **D53**, 1784 (1996), hep-ph/9510204.
- [6] M. Dine, L. Randall, and S. D. Thomas, Phys. Rev. Lett. **75**, 398 (1995), hep-ph/9503303.
- [7] M. Dine, Phys. Lett. **B482**, 213 (2000), hep-th/0002047.
- [8] J. R. Ellis, D. V. Nanopoulos, and M. Quiros, Phys. Lett. **B174**, 176 (1986).
- [9] M. Kawasaki, T. Moroi, and T. Yanagida, Phys. Lett. **B370**, 52 (1996), hep-ph/9509399.
- [10] T. Moroi and L. Randall, Nucl. Phys. **B570**, 455 (2000), hep-ph/9906527.
- [11] B. S. Acharya et al., JHEP **06**, 064 (2008), 0804.0863.
- [12] T. Moroi and T. Takahashi, Phys. Lett. **B522**, 215 (2001), hep-ph/0110096.
- [13] M. Lemoine, J. Martin, and J. Yokoyama (2009).
- [14] M. Lemoine and J. Martin, Phys. Rev. **D75**, 063504 (2007), astro-ph/0611948.
- [15] C. Gordon and A. Lewis, Phys. Rev. **D67**, 123513 (2003), astro-ph/0212248.
- [16] M. Lemoine, J. Martin, and G. Petit (2008), 0802.1601.
- [17] S. Kachru, R. Kallosh, A. Linde, and S. P. Trivedi, Phys. Rev. **D68**, 046005 (2003), hep-th/0301240.
- [18] A. D. Linde and V. F. Mukhanov, Phys. Rev. **D56**, 535 (1997), astro-ph/9610219.
- [19] A. Linde and V. Mukhanov, JCAP **0604**, 009 (2006), astro-ph/0511736.
- [20] L. Kofman et al., JHEP **05**, 030 (2004), hep-th/0403001.