

SEPIA: Security through Private Information Aggregation

Martin Burkhart, Mario Strasser, Dilip Many, Xenofontas Dimitropoulos
{burkhart, strasser, dmany, fontas}@tik.ee.ethz.ch

Computer Engineering and Networks Laboratory, ETH Zurich, Switzerland

TIK-Report No. 298

February 4, 2009
(updated October 2009)

Abstract

This paper investigates the practical usefulness of secure multiparty computation (MPC) techniques in multi-domain network management. We design and implement privacy-preserving protocols for event correlation and aggregation of network traffic statistics, such as addition of volume metrics, computation of feature entropy, and distinct item count. To improve the performance of our protocols, we design comparison operations that are optimized for large numbers of parallel invocations. The implementation of the protocols and the basic operations are made available in a library called SEPIA. We evaluate the running times and bandwidth requirements of our protocols with actual backbone traffic traces, both on a department-wide cluster and on PlanetLab. Our results show that the proposed protocols allow processing traffic in near real-time for up to 140 participants, depending on the protocol. Compared to implementations using existing general-purpose MPC frameworks, our protocols are significantly faster. In particular, event correlation which takes 3 minutes with SEPIA, would require around 2 days using existing frameworks.

1 Introduction

A fundamental problem in network monitoring and security is the reluctance of organizations to share data related to their networks and traffic going through them. Although data sharing is widely acknowledged to be essential for early identification of exploits, for mapping the complete vector of an attack, and for research validation, organizations largely refrain from sharing data. The reasons for this are privacy violation concerns, legal risks, the competitive market, and the present lack of concrete incentives.

For many years, secure multi-party computation (MPC) [37] techniques have been studied for solving the problem of jointly processing data that is distributed among multiple organizations, while preserving the privacy of the involved organizations. In theory, any computable function on a distributed dataset is also securely computable using MPC techniques [13], but generic solutions tend to be impractical with regard to running time and communication overhead.

In this work, we design, implement, and evaluate SEPIA (Security through Private Information Aggregation), an efficient library of MPC protocols for aggregating multi-domain network data. SEPIA’s *event correlation* protocol identifies events, such as IDS or firewall alerts, that occur frequently in multiple domains. The event correlation protocol is flexible and has many applications such as alert correlation for early exploit identification or identification of multi-domain heavy-hitters. In addition, SEPIA’s *entropy* and *distinct count* protocols compute the entropy of traffic feature distributions and find the count of distinct feature values, respectively. These metrics are frequently used in traffic analysis applications. In particular, the entropy of feature distributions is commonly used in anomaly detection, whereas distinct count metrics are important for identifying scanning attacks, in firewalls, and for anomaly detection. Our protocols take data distributed among multiple organizations as input and compute their output on the union of the data without revealing private information of individual organizations or relying on a trusted third party. We implement these protocols in the widely-used honest-but-curious adversary model with honest majority.

Besides, SEPIA is optimized for near real-time aggregation. With near real-time we mean that fully processing a x -minute interval of traffic data does not take longer than x minutes ($x = 5$ in our examples). The three protocols spend many processing cycles on comparison operations, which we have tuned for better performance. In particular, we introduce optimized MPC comparison operations, which are not constant-round but significantly reduce the number of distributed multiplications required. Amortized over many parallel invocations, they run much

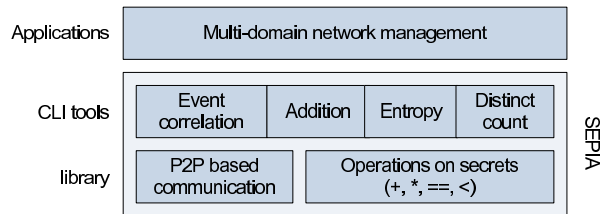


Figure 1: The SEPIA library and command line tools.

faster than theoretically superior constant-round alternatives.

Our evaluation of SEPIA’s performance using artificial and real traces from a medium-size backbone network shows that SEPIA runs in near real-time and supports up to 140 participants. In addition, we analyze traffic data corresponding to 17 networks collected during the global Skype outage in August 2007 and show how the networks could have used SEPIA protocols to troubleshoot and timely detect the anomaly. Finally, we discuss novel applications in network security and monitoring that SEPIA enables. In summary, this paper makes the following contributions:

1. We design and implement the SEPIA library with efficient MPC protocols for event correlation, entropy and distinct count computation. We make SEPIA publicly available.
2. We introduce non-constant-round MPC comparison operations which empirically outperform constant-round alternatives for many parallel invocations.
3. We extensively evaluate the performance of SEPIA on realistic settings using artificial and real traces and show that it effectively meets near real-time guarantees scaling up to 140 participants.
4. We analyze traffic from 17 networks and show how SEPIA protocols can be used to troubleshoot and timely detect the Skype outage. In addition, we outline other applications in network security and monitoring that SEPIA enables.

The overall architecture of SEPIA is shown in Fig. 1. SEPIA’s comparison and arithmetic operations in the bottom form the building blocks used by higher layer protocols. We discuss these operations in the next section. In Section 3, we introduce the protocols in the middle of Fig. 1 for event correlation, addition, entropy and distinct count computation. We evaluate the protocols and discuss SEPIA’s design in Sections 4 and 5, respectively. Then, in Section 6 we outline SEPIA’s applications and conduct a case study that demonstrates SEPIA’s benefits in distributed troubleshooting and early anomaly detection. Finally, we discuss related work in Section 7 and conclude our paper in Section 8.

2 Basic Operations

Our implementation is based on standard Shamir secret sharing [30]. In order to share a secret value s among a set of m players, the dealer generates a random polynomial f of degree $t = \lfloor (m-1)/2 \rfloor$ over the prime field \mathbb{Z}_p , such that $f(0) = s$. Unless stated otherwise, we choose p with 62 bits such that arithmetic operations on secrets and shares can be performed by CPU instructions directly, not requiring software algorithms to handle big integers. On the other hand, p must be large enough to avoid modular reductions on intermediate results. Each player $i = 1 \dots m$ then receives an evaluation point $f(i)$ of f . The secret s can be recovered from any $t+1$ evaluation points using Lagrange interpolation but is undefined for t or less points. For simplicity of presentation, we denote the shared version of s by $[s]$ and the i th share of $[s]$ by $[s]_i$.

2.1 Addition and Multiplication

Once two values $[a]$ and $[b]$ are shared, we can perform private addition and multiplication of the two values. For addition, each player locally adds his shares of the two values to get a share of the sum: $[a+b]_i = [a]_i + [b]_i$. Similarly, local shares are subtracted to get a share of the difference. For multiplication of a secret with a public constant c , each player simply multiplies its share by c . Multiplication of two secrets requires an extra round of communication to guarantee randomness and to correct the degree of the new polynomial [4, 12]. In particular, to compute $[ab]$, each player computes $d_i = [a]_i[b]_i$ locally. He then shares d_i to get $[d_i]$. Together, the players then perform a distributed Lagrange interpolation to compute $[ab] = \sum_i \lambda_i[d_i]$ where λ_i are the Lagrange coefficients. Thus, a distributed multiplication requires a synchronization round with m^2 messages, as each player i sends to each player j the share $[d_i]_j$. A set of independent multiplications, e.g. $[ab]$ and $[cd]$, can be performed in parallel in a single round. That is, intermediate results of all multiplications are exchanged in a single synchronization step. A round simply denotes an inevitable synchronization point in the protocol where players have to exchange intermediate results in order to continue computation. The protocol operation parallelism in one round is not to be confused with parallelization of local CPU operations. Although we may execute many parallel multiplications in a single round, the local CPU cycles required for performing these multiplications are in general still sequential. Using multiple CPUs/cores to locally solve these multiplications is an orthogonal optimization step. SEPIA, for example, parallelizes local CPU tasks by using several threads (see Section 5).

2.2 Comparison

For secret sharing over \mathbb{Z}_p , comparison of two secrets is an expensive operation. Damgård *et al.* have introduced a protocol called bit-decomposition [9] that achieves comparison by decomposing shared secrets into a shared bit-wise representation. On shares of individual bits, comparison is relatively easy. With $l = \log_2(p)$, the protocols in [9] achieve a comparison with $205l + 188l \log_2 l$ multiplications in 44 rounds and equality test with $98l + 94l \log_2 l$ multiplications in 39 rounds. Subsequently, [20] has improved these protocols by not decomposing the secrets at all and only using bitwise shared random numbers. They do comparison with $279l + 5$ multiplications in 15 rounds and equality test with $81l$ multiplications in 8 rounds.

While these are constant-round protocols as preferred in theoretical research, they still involve quite a number of multiplications. For instance, an equality check of two shared IPv4 addresses ($l = 32$) with [20] requires 2592 distributed multiplications, each triggering m^2 messages to be transmitted over the network.

Constant-round vs. number of multiplications For practical scenarios with many parallel operations, we believe it is a good tradeoff to use protocols that are not necessarily constant-round but require less multiplications. Constant-round here means that the number of rounds does not depend on the input parameters. We will design protocols that run in $O(l)$ rounds and are therefore not constant-round, although, once the field size p is defined, the number of rounds is also fixed, i.e., not varying at runtime. The overall running time of a protocol is determined by i) the local CPU time spent on computations, ii) the time to transfer intermediate values over the network, and iii) network delay experienced during synchronization. Designing constant-round protocols aims at reducing the impact of iii) by keeping the number of rounds fixed and usually small. To achieve this, high multiplicative constants for the number of multiplications are often accepted. Yet, both i) and ii) directly depend on the number of multiplications to perform. For applications with few parallel operations, protocols with few rounds (usually constant-round) are certainly faster. However, with many parallel operations, as required by our scenarios, the impact of network delay is amortized and the number of multiplications (the actual workload) becomes the dominating factor. Our evaluation results in Section 4.1 and 4.4 confirm this and show that CPU time and network bandwidth are the main constraining factors, calling for a reduction of multiplications.

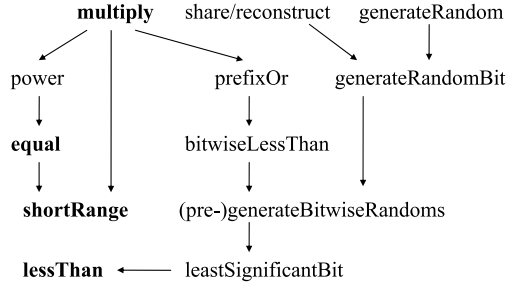


Figure 2: Supported operations and subprotocols. Bold operations are used directly in SEPIA protocols.

Equality Test In the field \mathbb{Z}_p with p prime, Fermat’s little theorem states

$$c^{p-1} = \begin{cases} 0 & \text{if } c = 0 \\ 1 & \text{if } c \neq 0 \end{cases} \quad (1)$$

Using (1) we implement the equality test as follows:

$$equal([a], [b]) := 1 - ([a] - [b])^{p-1}$$

The output of *equal* is [1] in case of equality and [0] otherwise and can hence be used in subsequent computations. Using square-and-multiply for the exponentiation, we implement *equal* with $l + b - 2$ multiplications in l rounds. b here denotes the number of bits set to 1 in $p - 1$. By using carefully picked prime numbers with $b \leq 3$, we reduce the number of multiplications to $l + 1$. In the above example for comparing IPv4 addresses, this reduces the multiplication count by a factor of 76 from 2592 to 34.

Besides having few 1-bits, p must be bigger than the range of shared secrets, i.e. if 32-bit integers are shared, an appropriate p will have at least 33 bits. For any secret size below 64 bits it is easy to find appropriate ps within 1-3 bits.

Less Than For less-than comparison, we implement the protocol from [20] along with the subprotocols for (bitwise) random number sharing, PrefixOr, bitwise LessThan, and LSB check as depicted in Fig. 2. However, for *PrefixOr*, we depart from Nishide’s version by again trading off the number of multiplications against rounds. Instead of using their version with $17l$ multiplications in 7 rounds, we compute the *PrefixOr* bit-by-bit, using l multiplications in l rounds. We denote the protocol with modified *PrefixOr* by *lessThan*. The overall complexity of *lessThan* is $24l + 5$ multiplications in $2l + 10$ rounds as compared to its original version with $279l + 5$ multiplications in 15 rounds. *lessThan* is implemented by three calls of the LSB subprotocol to learn $a < p/2$, $b < p/2$, and $a - b < p/2$. Knowing one of these predicates, e.g., because a value is public, saves one of the three calls and hence 1/3 of the multiplications.

To further reduce multiplications for comparing small numbers, we devise a check for small ranges, not based on

Nishide’s protocol. In the event correlation protocol we need to compare a secret $[a] \leq n$ to a threshold $T_c \leq n$. For this comparison we define a check for small public ranges that returns [1] if $x \leq [a] \leq y$ and [0] otherwise:

$$shortRange([a], x, y) := equal(0, \prod_{i=x}^y ([a] - i))$$

The complexity of *shortRange* is $(y - x) + l + b - 2$ multiplications in $l + \log_2(y - x)$ rounds. Using *shortRange* we can check $[a] \geq T_c$ by computing *shortRange* $([a], T_c, n)$.

3 SEPIA Protocols

All players in our system follow the honest-but-curious (a.k.a. passive or semi-honest) model. That is, the players follow the protocol but try to infer as much as possible from the values they learn. We call the n input providers *peers*. The peers have private input data and want to jointly compute the value of a public function $f()$ on their private data without disclosing anything about it except for what can be learned from the final result of the computation. In addition to the peers, m *privacy peers* help the peers in the computation of $f()$ by simulating a trusted third party (TTP). Each organization can take both roles, acting only as a peer, privacy peer (PP) or both. In many practical scenarios, however, privacy peers will be realized by (a subset of) the organizations hosting peers.

The privacy guarantees provided by our protocols are determined by Shamir’s secret sharing scheme. The protocols are secure against $t < m/2$ colluding privacy peers. That is, in order to protect against at least one curious privacy peer, m has to be larger than 2. Note that although m has a quadratic impact on the total communication and computation costs, there are also m privacy peers sharing the load. That is, if the network capacity is sufficient, the overall running time of the protocols will scale linearly with m rather than quadratically. On the other hand, the number of tolerated colluding privacy peers also scales linearly with m . Hence, the choice of m involves a privacy-performance tradeoff. The separation of roles into peers and privacy peers allows to tune this tradeoff independently of the number of input providers.

Prior to running the protocols, the m privacy peers set up a secure, i.e., confidential and authentic, channel to each other. In addition, each peer creates a secure channel to each privacy peer. We assume that the required public keys and/or certificates have been securely distributed beforehand. As we do not want to engage in delicate tradeoffs, *our goal is to develop protocols that do not leak sensitive intermediate information*. All protocols are designed to run on continuous streams of traffic data partitioned into time windows of a few minutes. In the following, each protocol is specified for a single time window.

3.1 Event Correlation

The first protocol we present enables the peers to privately aggregate arbitrary network events. An event e is defined by a key-weight pair $e = (k, w)$. This notion is generic in the sense that keys can be defined to represent arbitrary types of network events which are uniquely identifiable. The key k could for instance be the source IP address of packets triggering IDS alerts, or the source address concatenated with a specific alert type or port number. It could also be the hash value of extracted malicious payload or represent a uniquely identifiable object, such as popular URLs, of which the peers want to compute the total number of hits. The weight w reflects the impact (count) of this event (object), e.g., the frequency of the event in the current time window, or a classification on a severity scale.

Each peer shares at most s local events per time window. The goal of the protocol is to reconstruct an event if and only if a minimum number of peers T_c report the same event and the aggregated weight is at least T_w . The rationale behind this definition is that a peer does not want to reconstruct local events that are unique in the set of all peers, exposing sensitive information asymmetrically. But if the peer knew that for example three other peers report the same event, e.g., a specific intrusion alert, he would be willing to contribute its information and collaborate with the other peers reporting the same event. Likewise, a peer might only be interested in reconstructing events of a certain impact, having a non-negligible aggregated weight.

More formally, let $[e_{ij}] = ([k_{ij}], [w_{ij}])$ be the shared event j of peer i with $j \leq s$ and $i \leq n$. Then we compute the aggregated count C and weight W according to (2) and (3) and reconstruct e_{ij} iff (4) holds.

$$[C_{ij}] := \sum_{i' \neq i, j'} \text{equal}([k_{ij}], [k_{i'j'}]) \quad (2)$$

$$[W_{ij}] := \sum_{i' \neq i, j'} [w_{i'j'}] \cdot \text{equal}([k_{ij}], [k_{i'j'}]) \quad (3)$$

$$([C_{ij}] \geq T_c) \wedge ([W_{ij}] \geq T_w) \quad (4)$$

Reconstruction of an event e_{ij} includes the reconstruction of k_{ij} , C_{ij} , W_{ij} , and the list of peers reporting it. The detailed algorithm is given in Fig. 3.

Input Verification In addition to merely implementing the correlation logic, we devise two optional input verification steps. In particular the PPs check that shared weights are below a maximum weight w_{max} and that each peer shares distinct events. These verifications serve two purposes. First, they protect from misconfigured peers and flawed input data. Secondly, they are necessary if the semi-honest assumption is dropped and the protocol is run in the malicious adversary model. A malicious peer

could, for instance, add an event $T_c - 1$ times (with a total weight of at least T_w) to find out whether any other peers report the same event.

Even though our current implementation only supports semi-honest adversaries, these input verifications make the protocol itself ready for malicious adversaries. It is straight-forward to make our implementation secure against malicious adversaries by using two-dimensional Shamir shares (e.g. [2]).

Complexity. Its overall complexity, including verification steps, is summarized below in terms of operation invocations and rounds:

<i>equal</i> :	$O((n - T_c)ns^2)$
<i>lessThan</i> :	$(2n - T_c)s$
<i>shortRange</i> :	$(n - T_c)s$
<i>multiplications</i> :	$(n - T_c) \cdot (ns^2 + s)$
<i>rounds</i> :	$7l + \log_2(n - T_c) + 26$

The protocol is clearly dominated by the number of *equal* operations required for the aggregation step. It always scales quadratically with s , however, depending on T_c , it scales linearly or quadratically with n . For instance, if T_c has a constant offset to n (e.g. $T_c = n - 4$), only $O(ns^2)$ *equals* are required. However, if $T_c = n/2$, $O(n^2s^2)$ *equals* are necessary.

Extension: Incremental Updates To further reduce the number of *equal* operations, the protocol could be adapted to receive *incremental* updates from peers. That is, peers would submit a list of events in each time window and inform the PPs which event entries have a different key from the previous window. Then, only comparison of these events' keys has to be performed and overall complexity would be reduced to $O(u \cdot (n - T_c)s)$, where u is the number of changed keys in that window. This would, of course, require that information on input set dynamics is not considered private.

3.2 Network Traffic Statistics

In this section, we present protocols for the computation of multi-domain traffic statistics including the aggregation of additive traffic metrics, the computation of feature entropy, and the computation of distinct item count. These statistics find various applications in network monitoring and management.

3.2.1 Vector Addition

Each peer i holds a private r -dimensional input vector $d_i \in \mathbb{Z}_p^r$. Then, the vector addition protocol computes the sum $D = \sum_{i=1}^n d_i$. We describe the corresponding SEPIA protocol shortly in Fig. 4. This protocol requires no distributed multiplications and only one round.

3.2.2 Entropy Computation

The computation of the entropy of feature distributions has been successfully applied in network monitoring and

1. **Share Generation:** Each peer i shares s distinct events e_{ij} with $w_{ij} < w_{max}$ among the privacy peers (PPs).
2. **Weight Verification:** Optionally, the PPs compute and reconstruct $lessThan([w_{ij}], w_{max})$ for all weights to verify that they are smaller than w_{max} . Misbehaving peers are disqualified.
3. **Key Verification:** Optionally, the PPs verify that each peer i reports distinct events, i.e., for each event index a and b with $a < b$ they compute and reconstruct $equal([k_{ia}], [k_{ib}])$. Misbehaving peers are disqualified.
4. **Aggregation:** The PPs compute $[C_{ij}]$ and $[W_{ij}]$ according to (2) and (3) for $i \leq \hat{i}$ with $\hat{i} = \min(n - T_c + 1, n)$.^a All required *equal* operations can be performed in parallel.
5. **Reconstruction:** For each event $[e_{ij}]$, with $i \leq \hat{i}$, condition (4) has to be checked. Therefore, the PPs compute

$$[t_1] = shortRange([C_{ij}], T_c, n), \quad [t_2] = lessThan(T_w - 1, [W_{ij}])$$

Then, the event is reconstructed iff $[t_1] \cdot [t_2]$ returns 1. The peers with $i > \hat{i}$ reporting a reconstructed event $\bar{r} = (\bar{k}, \bar{w})$ are computed by reusing all the *equal* operations performed on \bar{r} in the aggregation step. That is, peer i' reports \bar{r} iff $\sum_j equal([\bar{k}], [k'_{ij}])$ equals 1. This can be computed using local addition for each remaining peer and each reconstructed event. Finally, all reconstructed events are sent to all peers.

^aFor instance, if $n = 10$ and $T_c = 7$, each event that needs to be reconstructed according to (4) must be included in the sets of the first 4 peers. Hence, it is sufficient to compute the C and W for the first $n - T_c + 1 = 4$ peers.

Figure 3: Algorithm for event correlation protocol.

1. **Share Generation:** Each peer i shares its input vector d_i among the PPs. The notation of a shared vector $[d_i]$ is shorthand for the vector of shared elements. That is, if $d_i = (x_1, x_2, \dots, x_r)$, then $[d_i] = ([x_1], [x_2], \dots, [x_r])$.
2. **Summation:** The PPs compute the sum $[D] = \sum_{i=1}^n [d_i]$.
3. **Reconstruction:** The PPs reconstruct D and send it to all peers.

Figure 4: Algorithm for vector addition protocol.

anomaly detection, e.g. [16, 21, 18, 39]. Commonly used feature distributions are for example those of IP addresses, port numbers, flow sizes or host degrees.

The classical Shannon entropy of a feature distribution Y is $H(Y) = -\sum_k p_k \cdot \log_2(p_k)$, where p_k denotes the probability of an item k . If Y is a distribution of port numbers, p_k is the probability of port k to appear in the traffic data. The number of flows (or packets) containing item k is divided by the overall flow (packet) count to calculate p_k . Tsallis entropy is a generalization of Shannon entropy that also finds applications in anomaly detection [39, 34]. It has been substantially studied with a rich bibliography available in [35]. The 1-parametric Tsallis entropy is defined as:

$$H_q(Y) = \frac{1}{q-1} \left(1 - \sum_k (p_k)^q \right). \quad (5)$$

and has a direct interpretation in terms of moments of order q of the distribution. In particular, the Tsallis entropy is a generalized, non-extensive entropy that, up to a multiplicative constant, equals the Shannon entropy for $q \rightarrow 1$. For generality, we select to design an MPC protocol for

1. **Share Generation:** Each peer holds an r -dimensional private input vector $s^i \in \mathbb{Z}_p^r$ representing the local item histogram. Here, r is the number of items and s_k^i is the count for item k . The peers share the s^i among the PPs.
2. **Summation:** The PPs compute the item counts $[s_k] = \sum_{i=1}^n [s_k^i]$. Also, the total count $[S] = \sum_{k=1}^r [s_k]$ is computed and reconstructed.
3. **Exponentiation:** The PPs compute $[(s_k)^q]$ using square-and-multiply.
4. **Entropy Computation:** The PPs compute the sum $\sigma = \sum_k [(s_k)^q]$ and reconstruct σ . Finally, at least one PP uses σ to (locally) compute the Tsallis entropy $H_q(Y) = \frac{1}{q-1} (1 - \sigma/S^q)$.

Figure 5: Algorithm for entropy protocol.

the Tsallis entropy.

Entropy Protocol A straight-forward approach to compute entropy is to first find the overall feature distribution Y and then to compute the entropy of the distribution. In particular, let p_k be the overall probability of item k in the union of the private data and s_k^i the local count of item k at peer i . If S is the total count of the items, then $p_k = \frac{1}{S} \sum_{i=1}^n s_k^i$. Thus, to compute the entropy, the peers could simply use the addition protocol to add all the s_k^i 's and find the probabilities p_k . Each peer could then compute $H(Y)$ locally. However, the distribution Y can still be very sensitive as it contains information for each item, e.g., per address prefix. For this reason, we aim at computing $H(Y)$ without reconstructing any of the values s_k^i or p_k . Because the rational numbers p_k can not be shared over the prime field, we perform the computation separately on private numerators (s_k^i) and the public over-

1. **Share Generation:** Each peer i shares its negated local counts $c_k^i = \neg s_k^i$ among the PPs.
2. **Aggregation:** For each item k , the PPs compute $[c_k] = [c_k^1] \wedge [c_k^2] \wedge \dots [c_k^n]$. This can be done in $\log_2 n$ rounds. If an item k is reported by any peer, then c_k is 0.
3. **Counting:** Finally, the PPs build the sum $[\sigma] = \sum [c_k]$ over all items and reconstruct σ . The distinct count is then given by $K - \sigma$, where K is the size of the item set.

Figure 6: Algorithm for distinct count protocol.

all item count S . The entropy protocol achieves this goal as described in Fig. 5. It is assured that sensitive intermediate results are not leaked and that peers and privacy peers *only* learn the final entropy value $H_q(Y)$ and the total count S . S is not considered sensitive here as it only represents the total flow (or packet) count of all peers together. This is a typical end result of applying the additive protocol from Section 3.2.1 to volume-based metrics. We therefore assume the peers are willing to compute S . The complexity of this protocol is $r \log_2 q$ multiplications in $\log_2 q$ rounds.

3.2.3 Distinct Count

In this section, we devise a simple distinct count protocol leaking no intermediate information. Let $s_k^i \in \{0, 1\}$ be a boolean variable equal to 1 if peer i sees item k and 0 otherwise. We want to compute the logical OR of these boolean variables to find if an item was seen by any peer or not. Then, simply summing the number of variables equal to 1 gives the distinct count of the items. For efficiency reasons, we want to get along without expensive comparison operations. According to De Morgan's Theorem, $a \vee b \equiv \neg(\neg a \wedge \neg b)$. This means the logical OR can be realized by performing a logical AND on the negated variables. This is convenient, as the logical AND is simply the product of two variables. Using this observation, we construct the protocol described in Fig. 6. This protocol guarantees that only the distinct count is learned from the computation; the set of items is *not* reconstructed. However, if the peers agree that the item set is not sensitive it could easily be reconstructed after step 2. The complexity of this protocol is $(n - 1)r$ multiplications in $\log_2 n$ rounds.

4 Performance Evaluation

In this Section we evaluate the event correlation protocol (4.1) and the protocols for network statistics (4.2). After that we explore the impact of running selected protocols on PlanetLab where hardware, network delay, and bandwidth is very heterogeneous (4.3). This section is concluded with a performance comparison between SEPIA

and other general-purpose MPC frameworks (4.4).

We assessed the CPU and network bandwidth requirements of the proposed protocols, by running different aggregation tasks with real and simulated network data. For each protocol, we ran several experiments varying the most important parameters. We varied the number of peers n between 5 and 25 and the number of privacy peers m between 3 and 9, with $m < n$. The experiments were conducted on a shared cluster comprised of several public workstations; each workstation was equipped with a 2x Pentium 4 CPU (3.2 GHz), 2 GB memory, and 100 Mb/s network. Each peer and privacy peer was run on a *separate* host. In our plots, each data point reflects the average over 10 time windows. Background load due to user activity could not be totally avoided. Section 4.3 discusses in more detail the impact slow-downs of single hosts have on the overall running time.

4.1 Event correlation

For the evaluation of the event correlation protocol, we generated artificial event data. It is important to note that the running time/network bandwidth does not depend on the very values used in the computation, hence artificial data is just as good as real data for these purposes.

Running Time Fig. 7 shows evaluation results for event correlation with $s = 30$ events per peer, each with 24-bit keys for $T_c = n/2$. (We ran the protocol with weight and key verification.) Fig. 7a shows that the average running time per time window always stays below 3.5 min and scales quadratically with n , as expected. Investigation of CPU statistics show that with increasing n also the average CPU load per privacy peer grows. Thus, as long as CPUs are not used to capacity, local parallelization manages to compensate parts of the quadratical increase. With $T_c = n - \text{const}$, the running time as well as the number of operations scale linearly with n . Although the total communication cost grows quadratically with m , the running time dependence on m is rather linear, as long as the network is not saturated. The dependence on the number of events per peer s is expectedly quadratic (see Fig. 7c).

To study whether privacy peers spend most of their time waiting due to synchronization, we measured the user and system time. Fig. 8 shows that all the privacy peers are constantly busy with average CPU load between 1.2 and 2.0 for the various operations.¹ Communication and computation between PPs is implemented with threads to minimize the impact of synchronization on the overall running time, thus SEPIA profits from multi-core machines. Average load decreases with increasing need for synchronization, from multiplications, to *equal*, over *lessThan*

¹When run on a 32-bit platform, up to twice the CPU load was observed, with similar overall running time. This difference is due to shares being stored in `long` variables which are more efficiently processed on 64-bit CPUs.

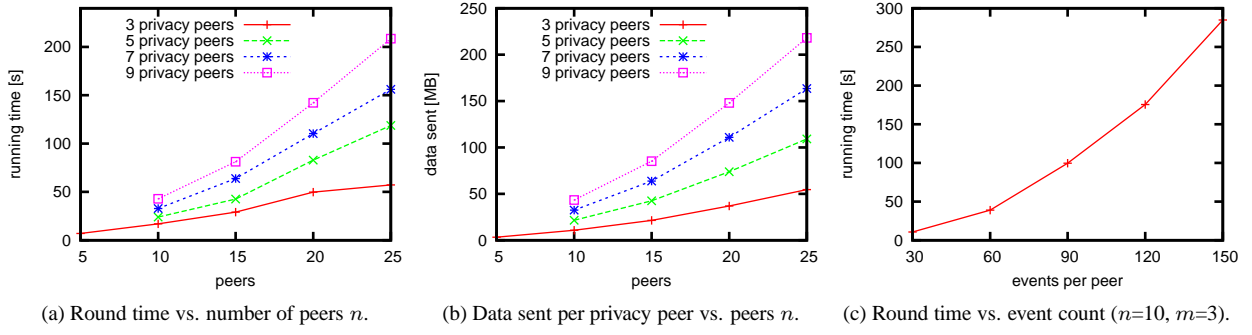


Figure 7: Event correlation: round statistics for $s = 30$ events per peer and $T_c = n/2$.

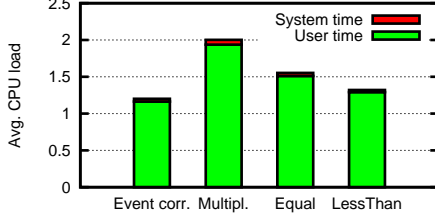


Figure 8: Avg. CPU load for 5 minutes on 64-bit CPUs with 4 cores ($n = 3$, $m = 5$).

to event correlation. Nevertheless, even with event correlation, processors are very busy and not much delayed by the network layer.

Bandwidth requirements In addition to running time, the communication overhead imposed on the network is an important performance measure. Since data volume is dominated by privacy peer messages, we show the average bytes sent *per privacy peer* in one time window in Fig. 7b. Similar to running time, data volume scales roughly quadratically with n and linearly with m . In addition to the transmitted data, each privacy peer receives about the same amount of data from the other (privacy) peers. If we assume a 5-minute clocking of the event correlation protocol, an average bandwidth between 0.4 Mbps (for $n = 5$, $m = 3$) and 13 Mbps (for $n = 25$, $m = 9$) is needed per privacy peer.

Assuming a 5-minute interval and sufficient CPU/bandwidth resources, the maximum number of supported peers before the system stops working in real-time ranges from around 30 up to roughly 100, depending on protocol parameters.

4.2 Network statistics

For evaluating the network statistics protocols, we used unsampled NetFlow data captured from the five border routers of the Swiss Academic and Research Network (SWITCH) [33], a medium-sized backbone operator, connecting approximately 50 governmental institutions, universities, and research labs to the Internet. We extracted traffic flows belonging to different /16 prefixes announced by SWITCH and used them to simulate the local traffic

of independent organizations acting as SEPIA peers. For each organization, we generated comma-separated SEPIA input files, where each input field contained either the values of volume metrics to be added or the local histogram of feature distributions (item hit lists) for collaborative entropy (distinct count) calculation. In this section we focus on the running time and bandwidth requirements only. We performed the following aggregation tasks over ten 5-minute windows:

1. **Volume Metrics:** Adding 21 volume metrics containing flow, packet, and byte counts, both total and separately filtered by protocol (TCP, UDP, ICMP) and direction (incoming, outgoing). For example, Fig. 10 in Section 6.1 plots the total and local number of incoming UDP flows of six organizations for an 11-day period.
2. **Port Histogram:** Adding the full destination port histogram for incoming UDP flows. SEPIA input files contained 65,535 fields, each indicating the number of flows observed to the corresponding port. These local histograms were aggregated using the addition protocol.
3. **Port Entropy:** Computing the Tsallis entropy of destination ports for incoming UDP flows. The local SEPIA input files contained the same information as for histogram aggregation. The Tsallis exponent q was set to 2.
4. **Distinct count of AS numbers:** Aggregating the count of distinct source AS numbers in incoming UDP traffic. The input files contained 65,535 columns, each denoting if the corresponding source AS number was observed. For this setting, we reduced the field size p to 31 bits because the expected size of intermediate values is much smaller than for the other tasks.

Running Time For task 1, the average running time was below 1.6 s per time window for all configurations, even with 25 peers and 9 privacy peers. This confirms that addition-only is very efficient for low volume input data. Fig. 9 summarizes the running time for tasks 2-4.

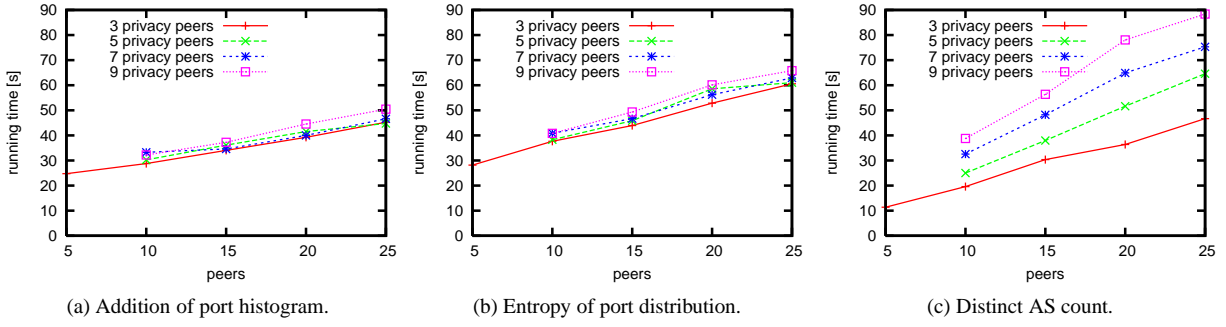


Figure 9: Network statistics: avg. running time per time window versus n and m , measured on a department-wide cluster. All tasks were run with an input set size of 65k items.

The plots show on the y -axes the average running time per time window versus the number of peers on the x -axes. In all cases, the running time for processing one time window was below 1.5 minutes. The running time clearly scales linearly with n . Assuming a 5-minute interval, we can estimate by extrapolation the maximum number of supported peers before the system stops working in real-time. For the conservative case with 9 privacy peers, the supported peers are approximately 140 for histogram addition, 110 for entropy computation, and 75 for distinct count computation. We observe, that for single round protocols (addition and entropy), the number of privacy peers has only little impact on the running time. For the distinct count protocol, the running time increases linearly with both n and m . Note that the shortest running time for distinct count is even lower than for histogram addition. This is due to the reduced field size (p with 31 bits instead of 62), which reduces both CPU and network load.

Bandwidth Requirements For all tasks, the data volume sent per privacy peer scales perfectly linear with n and m . Therefore, we only report the maximum volume with 25 peers and 9 privacy peers. For addition of volume metrics, the data volume is 141 KB and increases to 4.7 MB for histogram addition. Entropy computation requires 8.5 MB and finally the multi-round distinct count requires 50.5 MB. For distinct count, to transfer the total of $2 \cdot 50.5 = 101$ MB within 5 minutes, an average bandwidth of roughly 2.7 Mbps is needed per privacy peer.

4.3 PlanetLab Experiment

In our evaluation setting hosts have homogeneous CPUs, network bandwidth and low round trip times (RTT). In practice, however, SEPIA's goal is to aggregate traffic from remote network domains, possibly resulting in a much more heterogeneous setting. For instance, *high delay* and *low bandwidth* directly affect the waiting time for messages as data takes more time to be transmitted. Once data has arrived, *CPU model* and *clock rate* determine how fast the data is processed and can be distributed for the next round.

	LAN	PlanetLab A	PlanetLab B
Max. RTT	1 ms	320 ms	320 ms
Bandwidth	100 Mb/s	≥ 100 Kb/s	≥ 100 Kb/s
Slowest CPUs	2 cores	2 cores	1 core
	3.2 GHz	2.4 GHz	1.8 GHz
Running time	25.0 s	36.8 s	110.4 s

Table 1: Comparison of LAN and PlanetLab settings.

Recall from Section 3 that each operation and protocol in SEPIA is designed in rounds. Communication and computation during each round run in parallel. But before the next round can start, the privacy peers have to synchronize intermediate results and therefore wait for the slowest privacy peer to finish. The overall running time of SEPIA protocols is thus affected by the slowest CPU, the highest delay, and the lowest bandwidth rather than by the average performance of hosts and links. Therefore we were interested to see whether the performance of our protocols would break down if we took it out of the homogeneous LAN setting. Hence, we ran SEPIA on PlanetLab [22] and repeated task 4 (distinct AS count) with 10 peers and 5 privacy peers on globally distributed PlanetLab nodes. Table 1 compares the LAN setup with two PlanetLab setups A and B.

RTT was much higher and average bandwidth much lower on PlanetLab. The only difference between PlanetLab A and B was the choice of some nodes with slower CPUs. Despite the very heterogeneous and globally distributed setting, the distinct count protocol performed well, at least in PlanetLab A. Most important, it still met our near real-time requirements. From PlanetLab A to B, running time went up by a factor 3. However, this can largely be explained by the slower CPUs. The distinct count protocol consists of parallel multiplications which make fairly efficient use of the CPU (see Fig. 8) and local addition which is solely CPU-bound. Assuming, for simplicity, that clock rates translate directly into MIPS. Then, computational power in PlanetLab B is roughly 2.7 times lower than in PlanetLab A. Of course, the more rounds a protocol has, the bigger is the impact of RTT. But in

Framework	SEPIA	VIFF	FairplayMP
Technique	Shamir sh.	Shamir sh.	Bool. circuits
Platform	Java	Python	Java
Multipl./s	82,730	326	1.6
Equals/s	2,070	2.4	2.3
LessThans/s	86 (381)	2.4	2.3

Table 2: Comparison of frameworks performance in operations per second with $m = 5$. Numbers in brackets are with pre-generated random values.

each round, the network delay is only a constant offset and can be amortized over the number of parallel operations performed per round. For many operations, CPU and bandwidth are more likely to be bottlenecks.

While aggregation in a heterogeneous environment is possible, SEPIA *privacy peers* should be deployed on dedicated hardware, to reduce background load, and with similar CPU equipment, such that no single host slows down the entire process.

4.4 Comparison with frameworks

In this section we compare the performance of basic SEPIA operations to those of general-purpose frameworks like FairplayMP [3], and VIFF v0.7.1 [36]. Table 2 shows the average number of parallel operation invocations for each framework. Tests were run on 2x Dual Core AMD Opteron 275 machines with 1Gb/s LAN connections and 32 bit input numbers.

The results confirm that the boolean circuit approach used by FairplayMP is better suited to perform comparison than arithmetic operations, such as multiplications. For arithmetic (Shamir) sharing it is exactly the other way round. VIFF outperforms FairplayMP for multiplications and matches it for comparison operations. SEPIA clearly outperforms VIFF and FairplayMP for all operations and is thus much better suited when performance of parallel operations is of main importance. As an example, a run of event correlation taking 3 minutes with SEPIA would take roughly 2 days with VIFF. This extends the range of *practically* runnable MPC protocols significantly. Notably, SEPIA’s *equal* operation is 24 times faster than its *lessThan* which requires 24 times more multiplications, but at the same time also twice the number of rounds. This confirms that with many parallel operations, the number of multiplications becomes the dominating factor.

Surprisingly, even multiplications, which are implemented alike, run much faster with SEPIA than with VIFF. We speculate that the use of Python and some bottlenecks in parallelizing large numbers of operations cause the slowdown. In fact, when benchmarking VIFF, we noticed that after some point, adding more parallel operations significantly slowed down the average running time per operation. However, VIFF’s design goals are somewhat different. Besides integrating nicely into the

Python language, VIFF is a comprehensive framework providing additional modules for security against malicious adversaries and for MPC based on homomorphic crypto systems.

Sharemind [5] is another interesting MPC framework using *additive* secret sharing to implement multiplications and greater-or-equal (GTE) comparison. The authors implement it in C++ to maximize performance. However, the use of additive secret sharing makes the implementations of basic operations dependent on the number of computation nodes used. For this reason, Sharemind is currently restricted to 3 computation nodes only. Regarding performance, however, Sharemind is comparable to SEPIA. According to [5], Sharemind performs up to 160,000 multiplications and around 330 GTE operations per second, with 3 computation nodes. With 3 PPs, SEPIA performs around 145,000 multiplications and 145 *lessThans* per second (615 with pre-generated randomness). Sharemind does not directly implement *equal*, but it could be implemented using 2 invocations of GTE, leading to ≈ 115 operations/s. SEPIA’s *equal* is clearly faster with up to 3,400 invocations/s.

SEPIA demonstrates that operations based on Shamir shares are not necessarily slower than operations in the additive sharing scheme. The key to performance is rather an implementation which is optimized for a large number of parallel operations. Thus, SEPIA combines speed with the flexibility of Shamir shares, which support any number of computation nodes and are to a certain degree robust against node failures.

5 Design and Implementation

SEPIA is written in Java to provide platform independence. The source code of SEPIA will be published under GPL. The basic library consists of 6,400 LoC. The simpler CLI tools have around 1,000 LoC and the tool for event correlation 3,000 LoC.

It’s overall architecture is depicted in Fig. 1. Regarding the library API, all operations and subprotocols implement a common interface `IOperation` and are easily composable. A new operation instance is constructed by calling the constructor with the corresponding data and is then added to an operation pool. A processing engine then takes care of performing scheduled operations in parallel, keeping track of operation states, and synchronizing data between privacy peers. Another basic building block is the communication layer which provides a peer-to-peer infrastructure over secure channels, realized by SSL connections. In order to limit the impact of varying communication latencies and response times, each connection, along with the corresponding computation and communication tasks, is handled by a separate thread. This also implies that SEPIA protocols benefit from multi-core systems for computation-intensive tasks.

Each (privacy) peer maintains a list of trusted privacy peers and their certificates in a Java Keystore (JKS). Addresses and ports of privacy peers are stored in the local configuration file and new privacy peers have to be added manually by the administrator. A scheduled MPC task can be executed as soon as a (configurable) minimum number of peers and privacy peers are online. This gives the peers the ability to define an acceptable level of privacy by only participating in the computation if a certain minimum number of other (privacy) peers also participate. For a peer, it is sufficient to know the address of at least one privacy peer; once contacted, the privacy peer will forward a list of all participating privacy peers to the peer. The CLI tools expect a local configuration file containing protocol-dependent parameters, privacy peer addresses, and paths to input data and the keystore. The tools write a detailed log of the ongoing computation and output files with aggregate results for each time window.

Future Work Note that with Shamir shares, computation can continue and reconstruction of results is assured as long as $t + 1$ PPs are online and responsive. This can be used directly to extend SEPIA protocols with robustness against node failures. Also, weak nodes slowing down the entire computation could be excluded from the computation. We leave this as a future extension.

The protocols support any number of peers and privacy peers. Also, the item set sizes/events per peer are configurable and thus only limited by the available (CPU/bandwidth) resources. However, running the network statistics protocols (e.g. distinct count) on very large distributions, such as the global IP address range, would require to use sketches as proposed in [28] or binning (e.g., use address prefixes instead of addresses). As part of future work, we plan to investigate the applicability of polynomial set representation to our statistics protocols, to reduce the linear dependency on the input set domain. Polynomial set representation, introduced by Freedman *et al.* [11] and extended by Kissner *et al.* [15], represents set elements as roots of a polynomial and enables set operations that scale only logarithmically with input domain size. However, these solutions use homomorphic public-key cryptosystems which come with significant overhead for basic operations. Furthermore, they do not trivially allow to separate roles into peers and privacy peers, as each input provider is required to perform certain non-delegable processing steps on its own data.

6 Applications

We envision four distinct aggregation scenarios using SEPIA. The first scenario is aggregating information coming from multiple domains of one large (international) organization. This aggregation is presently not always possible due to privacy concerns and conflict of laws. The

second scenario is analyzing private data owned by three or more independent organizations with a mutual benefit in collaborating. Five local ISPs, for example, might collaborate to detect attacks. A third scenario provides access to researchers for evaluating and validating traffic analysis or event correlation prototypes over multi-domain network data. For example, national research, educational, and university networks could provide SEPIA privacy peers that allow analyzing local data according to user-submitted MPC scripts. Finally, one last scenario is the privacy-preserving analysis of end-user data, i.e., end-user workstations can use SEPIA to collaboratively analyze and cross-correlate local data. Based on these scenarios, we see three different classes of possible SEPIA applications.

Network Security Over the last years, considerable research efforts have focused on distributed data aggregation and correlation systems for the identification and mitigation of coordinated wide-scale attacks. In particular, aggregation enables the (early) detection and characterization of attacks spanning multiple domains using data from IDSes, firewalls, and other possible sources [1, 10, 19, 38]. Recent studies [14] show that coordinated wide-scale attacks are prevalent: 20% of the studied malicious addresses and 40% of the IDS alerts accounted for coordinated wide-scale attacks. Furthermore, strongly correlated groups profiting most from collaboration have less than 10 members and are stable over time, which is well suited for SEPIA protocols.

In order to counter such attacks, Yegneswaran *et al.* [38] presented DOMINO, a distributed IDS that enables collaboration among nodes. They evaluated the performance of DOMINO with a large set of IDS logs from over 1600 providers. Their analysis demonstrates the significant benefit that is obtained by correlating the data from several distributed intrusion data sources. The major issue faced by such correlation systems is the lack of data privacy. In their work, Porras *et al.* survey existing defense mechanisms and propose several remaining research challenges [23]. Specifically, they point out the need for efficient privacy-preserving data mining algorithms that enable traffic classification, signature extraction, and propagation analysis.

Profiling and Performance Analysis A second category of applications relates to traffic profiling and performance measurements. A global profile of traffic trends helps organizations to cross-correlate local traffic trends and identify changes. In [29] the authors estimate that 50 of the top-degree ASes together cover approximately 90% of global AS-paths. Hence, if large ASes collaborate, the computation of global Internet statistics is within reach. One possible statistic is the total traffic volume across a large number of networks. This statistic, for ex-

ample, could have helped [28] in the dot-com bubble in the late nineties, since the traffic growth rate was overestimated by a factor of 10, easing the flow of venture capital to Internet start-ups. In addition, performance-related applications can benefit from an “on average” view across multiple domains. Data from multiple domains can also help to locate with higher confidence a remote outage, and to trigger proper detour mechanisms. A number of additional MPC applications related to performance monitoring are discussed in [27].

Research Validation Many studies are obliged to avoid rigorous validation or have to re-use a small number of old traffic traces [8, 31]. This situation clearly undermines the reliability of the derived results. In this context, SEPIA can be used to establish a privacy-preserving infrastructure for research validation purposes. For example, researchers could provide MPC scripts to SEPIA nodes running on universities and research institutes.

6.1 Case Study: Skype Outage

The Skype outage in August 2007 [26] started from a Windows update that triggered a large number of system restarts. In response, Skype nodes scanned their cached host-lists to find supernodes causing a huge distributed scanning event that lasted two days. We use NetFlow traces collected from SWITCH that correspond to the actual upstream and downstream traffic of its 17 biggest customer. The trace spans 11 days from the 11th to 22nd and includes the Skype outage (on the 16th/17th) along with other smaller anomalies. We assume that these organizations use SEPIA’s total count, distinct count, and entropy protocols and we investigate how they can benefit.

We first computed per-organization and aggregate time-series of the UDP flow count metric and applied a simple detector to identify anomalies. For each timeseries, we used the first 4 days to learn its mean μ and standard deviation σ , defined the normal region to be within $\mu \pm 3\sigma$, and detected anomalous time intervals. In Fig. 10 we illustrate the local timeseries for the six largest organizations and the aggregate timeseries. We have ranked organizations based on their decreasing average number of daily flows and use their rank to identify them. In the figure, we also mark the detected anomalous intervals. Observe that in addition to the Skype outage, some organizations detect other smaller anomalies that took place during the 11-day period.

Anomaly Correlation Using the aggregate view, an organization can find if a local anomaly is the result of a global event that may affect multiple organizations. Knowing the global or local nature of an anomaly is important for steering further troubleshooting steps. Therefore, we first investigate how the local and global anomalous intervals correlate. For each organization, we com-

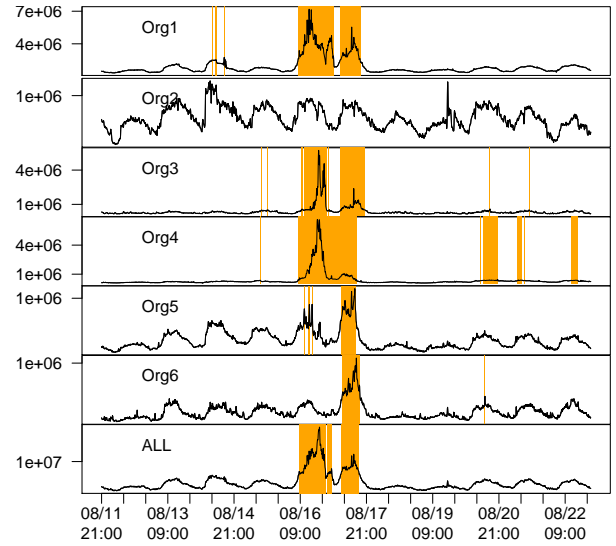


Figure 10: Flow count in 5’ windows with anomalies for the biggest organizations and aggregate view (ALL).

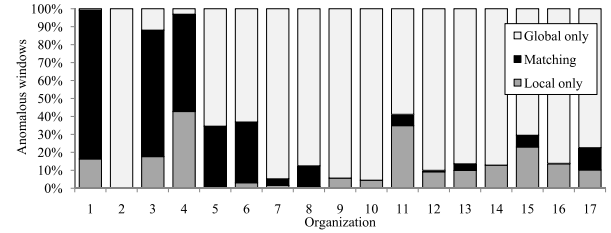


Figure 11: Correlation of local and global anomalies. Organization numbering is by decreasing size (1=biggest).

pared the local and aggregate anomalous intervals and measured the total time an anomaly was present: 1) only in the local view, 2) only in the aggregate view, and 3) both in the local and aggregate views, i.e., the *matching anomalous intervals*. Fig. 11 illustrates the corresponding time fractions. In the bottom of the figure, we observe a rather small fraction, i.e., on average 14.1%, of local-only anomalies. Such anomalies would lead administrators to search for local targeted attacks, misconfigured or compromised internal systems, misbehaving users, etc. In addition, we observe an average of 20.3% matching anomalous windows. Knowing an anomaly is both local and global would steer an affected organization to search for possible problems in popular services, in widely-used software, like Skype in this case, or in the upstream providers. On the top of Fig. 11, a large fraction (65.6%) of anomalous windows is only visible in the global view. In addition, we observe significant variability in the patterns of different organizations. In general, larger organizations tend to have a larger fraction of matching anomalies, as they contribute more to the aggregate view. While some organizations are highly correlated with the global view, e.g., organization 3 that notably contributes only 7.4% of the total traffic; other organizations

are barely correlated, e.g., organizations 9 and 12; and organization 2 has no local anomalies at all.

Anomaly Troubleshooting We define *relative anomaly size* to be the ratio of the detection metric value during an anomalous interval over the detection threshold. Organizations 3 and 4 had relative anomaly sizes 11.7 and 18.8 significantly higher than the average of 2.6. Using the average statistic, organizations can compare the relative impact of an attack. Organization 2, for instance, had anomaly size 0 and would conclude that there was a large anomaly taking place but they were not affected. Most of the organizations could conclude that they were indeed affected, but less than average. Organizations 3 and 4, however, would have to spend thoughts on why the anomaly was so disproportionately strong in their networks.

An investigation of the full port distribution and its entropy (plots omitted due to space limitations) shows that affected organizations see a sudden increase in scanning activity on specific high port numbers. Connections originate mainly from ports 80 and 443, i.e., the fallback ports of Skype, and a series of high port numbers indicating an anomaly related to Skype. For organizations 3 and 4, some of the scanned high ports are extremely prevalent, i.e., a single destination port accounts for 93% of all flows at the peak rate. Moreover, most of the anomalous flows within organizations 3 and 4 are targeted at a single IP address and originate from thousands of distinct source addresses connecting repeatedly up to 13 times per minute. These patterns indicate that the two organizations host popular supernodes, attracting a lot of traffic to specific ports. Other organizations mainly host client nodes and see uniform scanning, while organization 2 has banned Skype completely. Based on this analysis, organizations could take appropriate measures to mitigate the impact of the 2-day outage, like notifying users or blocking specific port numbers.

Early-Warning Finally, we investigate whether the aggregate view can be useful for building an early-warning system for global or large-scale anomalies. The Skype anomaly did not start concurrently in all locations, which is often the case with global anomalies, since the Windows update policy and reboot times were different across organizations. We measured the lag between the time the Skype anomaly was first observed in the aggregate and local view of each organization. In Table 3 we list the organizations that had considerable lag, i.e., above an hour. Notably, one of the most affected organizations (6) could have learned the anomaly almost one day ahead. However, as shown in Fig. 11, for organization 2 this would have been a false positive alarm. To profit most from such an early warning system in practice, the aggregate view should be annotated with additional information, like the number of organizations or the type of

services affected from the same anomaly. In this context, our event correlation protocol would be useful to find if the same anomaly signatures are observed in the participating networks. Anomaly signatures can be extracted automatically using actively researched techniques [6, 24].

Org #	3	5	6	7	13	17
lag [hours]	1.2	2.7	23.4	15.5	4.8	3.6

Table 3: Organizations that would have profited from an early anomaly warning by aggregation.

7 Related Work

Most related to our work, Roughan and Zhan [28] first proposed the use of MPC techniques for a number of applications relating to traffic measurements, including the estimation of global traffic volume and performance measurements [27]. In addition, the authors identified that MPC techniques could be combined with commonly-used traffic analysis methods and tools, such as time-series algorithms and sketch data structures. Our work is similar in spirit, yet it extends their work in that we introduce new MPC protocols for event correlation, entropy, and distinct count computation and SEPIA, a ready-to-use library implementing these protocols.

Data correlation systems that provide strong privacy guarantees for the participants achieve data privacy by means of (partial) data sanitization based on bloom filters [32] or cryptographic functions [19, 17]. However, data sanitization is in general not a lossless process and therefore imposes an unavoidable tradeoff between data privacy and data utility.

The work presented by Chow *et al.* [7] and Ringberg *et al.* [25] avoid this tradeoff by means of cryptographic data obfuscation. Chow *et al.* proposed a two-party query computation model to perform privacy-preserving querying of distributed databases. In addition to the databases, their solution comprises three entities: the randomizer, the computing engine, and the query frontend. Local answers to queries are randomized by each database and the aggregate results are derandomized at the frontend. Ringberg *et al.* present a semi-centralized solution for the collaboration among a large number of participants in which responsibility is divided between a proxy and a central database. In a first step the proxy obviously blinds the clients' input, consisting of a set of keyword/value pairs, and stores the blinded keywords along with the non-blinded values in the central database. On request, the database identifies the (blinded) keywords that have values satisfying some evaluation function and forwards the matching rows to the proxy which then unblinds the respective keywords. Finally, the database publishes its non-blinded data for these keywords. Note that in both approaches, the entities are not considered to be trusted

parties in the common sense but are only required not to collaborate.

The similarities and differences between our work and existing general-purpose MPC frameworks are discussed in Sec. 4.4.

8 Conclusion

The aggregation of network measurements is crucial for a wide variety of tasks within the area of network management, including collaborative network defense and cross-sectional Internet monitoring. Unfortunately, concerns regarding privacy prevent such collaboration from materializing. In this paper, we investigate how solutions based on secure multiparty computation (MPC) could be useful in the management of multi-domain networks. For this purpose, we designed and implemented the SEPIA library. The library provides comparison operations optimized for many parallel invocations, trading off the number of multiplications against the constant-round property. Based on this library, we developed a first set of protocols for event correlation and the aggregation of network statistics, such as entropy and distinct count computation. Our evaluation demonstrates that it is practical to run these protocols in near real-time with up to 140 participants. Furthermore, the basic operations of the SEPIA library are significantly faster than those of existing MPC frameworks and can be used as building blocks for arbitrary protocols. We believe that our work provides useful insights into the practical utility of MPC and paves the way for new collaboration initiatives in proactive multi-domain network monitoring and defense. Future work includes investigation into applicability of polynomial set representation, as well as further performance improvements and incorporating robustness against host failures.

Acknowledgments

We are grateful to SWITCH for providing their traffic traces. Also, we want to thank Lisa Barisic and Dominik Schatzmann for many valuable discussions and to Vassilis Zikas for assisting with MPC matters.

References

- [1] ATLAS. Active Threat Level Analysis System. <http://atlas.arbor.net>.
- [2] Z. Beerliova-Trubiniova and M. Hirt. Efficient multi-party computation with dispute control. In *Theory of Cryptography Conference (TCC)*, 2006.
- [3] A. Ben-David, N. Nisan, and B. Pinkas. FairplayMP: a system for secure multi-party computation. In *Conference on Computer and communications security (CCS)*, 2008.
- [4] M. Ben-Or, S. Goldwasser, and A. Wigderson. Completeness theorems for non-cryptographic fault-tolerant distributed computation. In *ACM symposium on Theory of computing (STOC)*, 1988.
- [5] D. Bogdanov, S. Laur, and J. Willemson. Sharemind: A Framework for Fast Privacy-Preserving Computations. In *European Symposium on Research in Computer Security (ESORICS)*, 2008.
- [6] D. Brauckhoff, X. Dimitropoulos, A. Wagner, and K. Salamatian. Anomaly extraction in backbone networks using association rules. In *ACM SIGCOMM conference on Internet measurement (IMC)*, 2009.
- [7] S. S. M. Chow, J.-H. Lee, and L. Subramanian. Two-party computation model for privacy-preserving queries over distributed databases. In *NDSS. The Internet Society*, 2009.
- [8] K. Claffy, M. Crovella, T. Friedman, C. Shannon, and N. Spring. Community-Oriented Network Measurement Infrastructure (CONMI) Workshop Report. *COMPUTER COMMUNICATION REVIEW*, 36(2):41, 2006.
- [9] I. Damgard, M. Fitzi, E. Kiltz, J. Nielsen, and T. Toft. Unconditionally secure constant-rounds multi-party computation for equality, comparison, bits and exponentiation. In *3rd Theory of Cryptography Conference (TCC)*, 2006.
- [10] DShield. The Internet Storm Center. www.dshield.org.
- [11] M. J. Freedman, K. Nissim, and B. Pinkas. Efficient Private Matching and Set Intersection. In *EUROCRYPT '04*, 2004.
- [12] R. Gennaro, M. Rabin, and T. Rabin. Simplified VSS and fast-track multiparty computations with applications to threshold cryptography. In *7th annual ACM symposium on Principles of distributed computing (PODC)*, 1998.
- [13] O. Goldreich, S. Micali, and A. Wigderson. How to play any mental game. In *ACM symposium on Theory of computing (STOC)*, 1987.
- [14] S. Katti, B. Krishnamurthy, and D. Katabi. Collaborating against common enemies. In *ACM SIGCOMM Internet Measurement Conference (IMC)*, 2005.
- [15] L. Kissner and D. Song. Privacy-Preserving Set Operations. In *Proceedings of CRYPTO '05*, 2005.
- [16] A. Lakhina, M. Crovella, and C. Diot. Mining anomalies using traffic feature distributions. In *ACM SIGCOMM*, 2005.
- [17] A. J. Lee, P. Tabriz, and N. Borisov. A privacy-preserving interdomain audit framework. In *Workshop on privacy in electronic society (WPES)*, 2006.
- [18] X. Li, F. Bian, M. Crovella, C. Diot, R. Govindan, G. Iannaccone, and A. Lakhina. Detection and identification of network anomalies using sketch subspaces. In *ACM SIGCOMM conference on Internet measurement (IMC)*, 2006.
- [19] P. Lincoln, P. Porras, and V. Shmatikov. Privacy-preserving sharing and correlation of security alerts. In *13th USENIX Security Symposium*, 2004.
- [20] T. Nishide and K. Ohta. Multiparty computation for interval, equality, and comparison without bit-decomposition protocol. In *Conference on Theory and Practice of Public Key Cryptography (PKC)*, 2007.
- [21] G. Nychis, V. Sekar, D. Andersen, H. Kim, and H. Zhang. An Empirical Evaluation of Entropy-Based Traffic Anomaly Detection. In *ACM SIGCOMM conference on Internet measurement (IMC)*, 2008.
- [22] PlanetLab. An open platform for developing, deploying,

- and accessing planetary-scale services. <http://www.planet-lab.org>.
- [23] P. Porras and V. Shmatikov. Large-scale collection and sanitization of network security data: risks and challenges. In *Workshop on New security paradigms (NSPW)*, 2007.
 - [24] S. Ranjan, S. Shah, A. Nucci, M. M. Munafò, R. L. Cruz, and S. M. Muthukrishnan. Dowitcher: Effective worm detection and containment in the internet core. In *INFOCOM*, 2007.
 - [25] H. Ringberg, B. Applebaum, M. Freedman, M. Caesar, and J. Rexford. Collaborative, Privacy-Preserving Data Aggregation at Scale. ePrint Archive, Report 2009/180, 2009.
 - [26] D. Rossi, M. Mellia, and M. Meo. Understanding skype signaling. *Computer Networks*, In Press, Corrected Proof:–, 2008.
 - [27] M. Roughan and Y. Zhang. Privacy-preserving performance measurements. In *SIGCOMM workshop on Mining network data (MineNet)*, 2006.
 - [28] M. Roughan and Y. Zhang. Secure distributed data-mining and its application to large-scale network measurements. *ACM SIGCOMM Computer Communication Review*, 36(1):7–14, 2006.
 - [29] V. Sekar, Y. Xie, D. Maltz, M. Reiter, and H. Zhang. Toward a framework for internet forensic analysis. In *ACM HotNets-III*, 2004.
 - [30] A. Shamir. How to share a secret. *Communications of the ACM*, 22(11):612–613, 1979.
 - [31] A. Slagell and W. Yurcik. Sharing Computer Network Logs for Security and Privacy: A Motivation for New Methodologies of Anonymization. In *Workshop on the Value of Security through Collaboration (SECOVAL)*, September 2005.
 - [32] S. J. Stolfo. Worm and attack early warning. *IEEE Security and Privacy*, 2(3):73–75, 2004.
 - [33] SWITCH. The Swiss Education and Research Network. <http://www.switch.ch>.
 - [34] B. Tellenbach, M. Burkhart, D. Sornette, and T. Mailart. Beyond Shannon: Characterizing Internet Traffic with Generalized Entropy Metrics. In *Passive and Active Measurement Conference (PAM)*, April 2009.
 - [35] Nonextensive statistical mechanics and thermodynamics. <http://tsallis.cat.cbpf.br/biblio.htm>.
 - [36] VIFF. The Virtual Ideal Functionality Framework. <http://viff.dk/>.
 - [37] A. Yao. Protocols for secure computations. In *IEEE Symposium on Foundations of Computer Science*, 1982.
 - [38] V. Yegneswaran, P. Barford, and S. Jha. Global Intrusion Detection in the DOMINO Overlay System. In *Network and Distributed System Security Symposium (NDSS)*, 2004.
 - [39] A. Ziviani, A. Gomes, M. Monsore, and P. Rodrigues. Network anomaly detection using nonextensive entropy. *Communications Letters, IEEE*, 11(12):1034–1036, 2007.