

Paths and partitions: combinatorial descriptions of the parafermionic states

Pierre Mathieu

Département de physique, de génie physique et d'optique,
Université Laval, Québec, Canada, G1K 7P4.
pmathieu@phy.ulaval.ca

October 31, 2018

ABSTRACT

The \mathcal{Z}_k parafermionic conformal field theories, despite the relative complexity of their modes algebra, offer the simplest context for the study of the bases of states and their different combinatorial representations. Three bases are known. The classic one is given by strings of the fundamental parafermionic operators whose sequences of modes are in correspondence with restricted partitions with parts at distance $k - 1$ differing at least by 2. Another basis is expressed in terms of the ordered modes of the $k - 1$ different parafermionic fields, which are in correspondence with the so-called multiple partitions. Both types of partitions have a natural (Bressoud) path representation. Finally, a third basis, formulated in terms of different paths, is inherited from the solution of the restricted solid-on-solid model of Andrews-Baxter-Forrester. The aim of this work is to review, in a unified and pedagogical exposition, these four different combinatorial representations of the states of the \mathcal{Z}_k parafermionic models.

The first part of this article presents the different paths and partitions and their bijective relations; it is purely combinatorial, self-contained and elementary; it can be read independently of the conformal-field-theory applications. The second part links this combinatorial analysis with the bases of states of the \mathcal{Z}_k parafermionic theories. With the prototypical example of the parafermionic models worked out in detail, this analysis contributes to fix some foundations for the combinatorial study of more complicated theories. Indeed, as we briefly indicate in ending, generalized versions of both the Bressoud and the Andrews-Baxter-Forrester paths emerge naturally in the description of the minimal models.

Contents

1	Introduction	4
1.1	Quasi-particles and fermionic character formula	4
1.2	Parafermionic bases of states, paths and partitions: their origins	5
1.3	The organization of the article	7
2	Bressoud paths	8
2.1	Defining the Bressoud paths	8
2.2	The generating function for paths: direct method	9
2.2.1	The strategy in few steps	9
2.2.2	The minimal-weight configuration	10
2.2.3	Deforming the minimal-weight configuration	12
3	Restricted partitions	14
3.1	Defining the restricted partitions	14
3.2	Paths and restricted partitions: the Burge correspondence	15
3.3	Some remarks concerning restricted partitions	17
3.3.1	Restricted partitions and generalized Rogers-Ramanujan identities	17
3.3.2	Comments on the direct enumeration of restricted partitions	18
3.3.3	Interlude: the many occurrences of restricted partitions	19
4	Multiple partitions	19
4.1	Defining the multiple partitions	20
4.2	Paths and multiple partitions	20
4.2.1	A path as a sequence of clusters	20
4.2.2	The exchange relation	21
4.2.3	From paths to multiple partitions	21
4.2.4	From multiple partitions to paths	22
4.3	Restricted and multiple partitions	23
4.3.1	From restricted partitions to multiple partitions	23
4.3.2	From multiple partitions to restricted partitions	24
4.4	The generating function for multiple partitions	25
5	ABF paths	26
5.1	Defining the ABF paths	26
5.2	The ground-state configuration	27
5.3	A new weight function	28

5.4	ABF paths and multiple partitions	29
5.5	Bijjective relation between ABF and Bressoud paths	31
5.5.1	From ABF_k to B_{k-1} paths	31
5.5.2	From B_{k-1} to ABF_k paths	32
6	Paths, partitions and the \mathcal{Z}_k parafermionic models	35
6.1	The \mathcal{Z}_k parafermionic models	35
6.1.1	General characteristics of the parafermionic algebra	35
6.1.2	Parafermionic highest-weight modules	36
6.2	Parafermionic quasi-particle basis and restricted partitions	37
6.2.1	Formulation of a first quasi-particle basis	37
6.2.2	The conformal dimension of a parafermionic state	38
6.2.3	A detailed example: states in the \mathcal{Z}_3 vacuum module	39
6.2.4	The fermionic \mathcal{Z}_k character	40
6.3	Parafermionic quasi-particle basis and multiple partitions	40
6.3.1	A second quasi-particle basis	40
6.3.2	A modified form of the second quasi-particle basis	41
7	Other path-state correspondences	42
7.1	B_{k-1} paths and the $\mathcal{M}(2, 2k + 1)$ minimal models	43
7.2	Dual ABF_k paths and the $\mathcal{M}(k + 1, k + 2)$ minimal models	43
7.3	Graded paths, graded parafermions and the $\mathcal{M}(k + 1, 2k + 3)$ minimal models	44
7.4	Forrester-Baxter RSOS paths and the $\mathcal{M}(p', p)$ minimal models	44
7.5	Generalized Bressoud paths and the $\mathcal{M}(p', p)$ minimal models with $p \geq 2p' - 1$	46
8	Miscellaneous concluding remarks	47
8.1	Summary of the various path-partition links	47
8.2	Outlook: other parafermionic models	47
8.3	Outlook: minimal models	48
	References	49

1 Introduction

1.1 Quasi-particles and fermionic character formula

The modern emergence of conformal field theory [9] rests heavily on the representation theory of the Virasoro algebra [22, 52], via the field-state correspondence. This has certainly clarified the classification of the fields. Each primary field is associated with a highest-weight state and its conformal family is represented by the full highest-weight module. But more importantly, the representation theory has led to a neat characterization of those models (dubbed minimal) that can be solved exactly. The minimal models are singled out by the completely degenerate nature of their representations, which contain an infinite number of singular vectors. These singular vectors are at the root of the models solvability: they are associated to null fields that lead to differential equations for the correlation functions.

The (holomorphic) Hilbert space resulting from the removal of the singular vectors in the space of states reduces to a direct sum of irreducible modules. The distribution of states in these modules, or more concisely said, their character, is then easily obtained in closed form, via an exclusion-inclusion process [68].

Albeit very general, the description of states resulting from the subtractions of singular submodules does not capture much of the particular physics of each model. By contrast, such would be the case for a quasi-particle description. That would amount to represent each state by a sequence of creation operators, specific to each model, acting on a highest-weight state. The full module would thereby be generated by a simple filling process subject to some exclusion rules. Non-uniqueness in such a quasi-particle descriptions is even expected [53]: different realizations would signal different integrable perturbations [77]. In that vein, a correspondence is anticipated between the quasi-particles and the massive particles of the off-critical theory (and more generally, between the conformal basis states and the states of the off-critical massive theory [18]).

To a large extent, working out such a quasi-particle description of rational conformal field theories is still at the level of a program, despite impressive recent progress [26, 27, 28] (briefly placed in context in the concluding section). However, clear and distinctive imprints of this yet-to-be-shaped quasi-particle representation theory are visible: these are the fermionic character formulae [53]. The fermionic qualitative refers to a manifestly positive multiple-sum expression: the manifest positivity is taken as a signature of the packing of quasi-particles, while the different summations refer to the different quasi-particle types.

The simplest context for studying quasi-particle bases is, somewhat paradoxically, the \mathcal{Z}_k parafermionic conformal field theories [76]. These are defined by an extension of the conformal algebra generated by $k - 1$ different fields with fractional dimension and realizing a \mathcal{Z}_k cyclic symmetry. The fractional dimension of the chiral generators brings severe complications, the most noticeable one being that the parafermionic operators (the modes of the parafermionic fields) satisfy generalized commutation relations expressed as infinite sums. In spite of this, these models display important simplifying features. For instance, all singular vectors can be found in closed form [40]. In addition, the spectrum of primary fields is completely determined by the commutation relations [76]. And, of more immediate interest in the present context, two (quasi-particle) bases of states are known.

1.2 Parafermionic bases of states, paths and partitions: their origins

The first result pertaining to the description of the states of the irreducible modules of the \mathcal{Z}_k parafermionic models (and actually: of a conformal theory) goes back to the seminal work of Lepowsky and Primc [59]. The basis of states they obtained is formulated in terms of restricted partitions, namely partitions satisfying the condition: $\lambda_j \geq \lambda_{j+k-1} + 2$ – the restriction being interpreted as a kind of generalized exclusion principle [60]. This is a pioneer work in another aspect: the generating function for this basis of parafermionic states provides the first example of a fermionic character formula (a topic that has been launched many years later by the Stony-Brook group [53, 54, 55]). The key step in the construction of these \mathcal{Z}_k fermionic characters uses a result of Andrews for the generating function of restricted partitions [3], which is nothing but the sum-side of the generalized (Andrews-Gordon) version of the famous Rogers-Ramanujan identities.

These restricted partitions have a natural path representation, whose origin drags us into a little detour. Restricted partitions were known to be related to partitions with prescribed successive ranks. To explain this link, recall that a partition $\mu = (\mu_1, \mu_2, \dots)$ can be represented by a Ferrers (or Young) diagram with rows of length μ_j . Let μ'_j be the length of its columns. Via this diagram, the partition has a Frobenius representation:

$$\mu = \begin{pmatrix} s_1 & s_2 & \cdots & s_d \\ t_1 & t_2 & \cdots & t_d \end{pmatrix}, \quad (1)$$

with $s_j = \mu_j - j$, $t_j = \mu'_j - j$ and d is the largest integer such that $\mu_d \geq d$. The successive ranks are defined as $SR(j) = s_j - t_j$. Fix an integer i such that $1 \leq i \leq k$. The prescription on the successive ranks is then $SR(j) \in [-i + 2, 2k - i - 1]$ for all j . Partitions satisfying this condition are equinumerous to those partitions with $\lambda_j \geq \lambda_{j+k-1} + 2$ and at most $i - 1$ parts equal to 1 [2] (see also [4] chap. 9). Burge [16] has displayed a nice bijection between those two types of partitions. It relies on the association of a partition of each kind with a common binary word. This binary word has then been interpreted as a path in [6]. The definition of these paths has subsequently been refined in [1, 15]. These are what we call here the Bressoud paths. Roughly, a Bressoud path is composed of North-East (NE) and South-East (SE) edges in the first quadrant, with the constraint that the peaks have height at most $k - 1$. In addition, portions of the paths can be disconnected, i.e., separated by segments of the x -axis.

By construction, Bressoud paths are in one-to-one correspondence with partitions satisfying $\lambda_j \geq \lambda_{j+k-1} + 2$ and at most $i - 1$ parts equal to 1. For a path, the number i is related to the value of its initial vertical point, its final point being forced to lie on the x -axis.

Now given that the states of the parafermionic theories are related to restricted partitions and that these are related to Bressoud paths, parafermionic states can thus be represented by these paths. In this context, the number i selects the highest-weight module. This is our first path description of parafermionic states.

The basis of parafermionic states in [59, 41] is formulated in terms of the modes of a single parafermionic field. However, it is possible to set up a basis that involves the modes of the $k - 1$ non-trivial parafermionic fields [37, 43]. A multi-parafermionic basis element is naturally associated to a so-called multiple partition, an ordered set of $k - 1$ partitions. Each partition in this set is composed of parts that are related to the modes of a given type of parafermionic field. Since multiple partitions and restricted partitions are two different expressions of the \mathcal{Z}_k basis elements, they must be in one-to-one correspondence. This is indeed so [43, 49]. In particular, this connection explains in which sense a restricted partition can be viewed as

being composed of ‘particles’ of charge running from 1 to $k - 1$. The correspondence between these two types of partitions also implies that multiple partitions are bijectively related to Bressoud paths.

Notice, en passant, that although the Bressoud paths do describe the parafermionic states via their (purely combinatorial) correspondence with restricted or multiple partitions, they turn out to have a nice particle interpretation. In a path context, particles refer to the basic blocks in terms of which the paths are built. Here these are basic triangles. But this pictorial particle interpretation happens to match perfectly the parafermionic quasi-particle description in that the different particles are precisely the different types of parafermionic operators. Indeed, a path is a sequence of particles that can be put in correspondence with a sequence of parafermionic operators. The energy and the charge of a particle in the path correspond respectively to the mode value and the charge of the correlative parafermionic operator. A path is thus associated with a sequence of parafermionic operators, albeit not in the ordering characteristic of the multiple partitions.

We have so far recounted the origin of three of our four combinatorial representations of the parafermionic states: the restricted and multiple partitions, and the Bressoud paths.

The second path description has its origin in the solution of the restricted-solid-on-solid (RSOS) model of Andrews, Baxter and Forrester [5]. By means of the corner-transfer matrix, the one-point probability of the order variable is expressed there in terms of a configuration sum. A path is interpreted as the contour of a particular configuration. The model has different regimes in which the paths are weighted differently. It has been noticed that the parafermionic states are described by the paths pertaining to regime II (an observation which seems to go back to [19]). These paths are called here ABF paths.

ABF paths are similar to Bressoud paths in that they are composed of sequences of NE and SE edges lying in the first quadrant and they both terminate on the x -axis. But they differ in two essential ways. At first, the ABF paths are necessarily connected: there are no zero-height horizontal segments within these paths. They thus embody a definite notion of length. (The parafermionic states are recovered in the infinite length limit.) A second difference is that the peaks in the ABF paths can have height up to k , as opposed to $k - 1$ for Bressoud paths.

Again, since they both describe the parafermionic states, a precise correspondence between these two path descriptions is forecasted. Roughly, such a correspondence should eliminate their differences. As just indicated, these variances are that ABF paths can have peaks of height k while Bressoud paths can have horizontal portions on the x -axis. Hence, heuristically, a ABF path gets transformed into a Bressoud path by crushing its height- k peaks and inversely, a Bressoud path is transformed into a ABF path by uplifting to height k its flat portions. This is the crude idea behind the correspondence. Its precise formulation relies on the common representation of a path of each type by the same multiple partition [47]. In this context, a multiple partition arises as a canonical reordering of the path data as specified by the position and the charge (which is related to the height) of its peaks. The key tool underlying the reordering process is an exchange relation that is abstracted from the generalized commutation relations of the parafermionic modes. Actually, the exchange relation is the central technical device in this work.

1.3 The organization of the article

The article is divided into two parts. The first one, composed of Sections 2-5, is devoted to the presentation of the four different combinatorial representations of the states of the \mathcal{Z}_k parafermionic models. In order of their appearance, these are: the Bressoud paths, the restricted partitions, the multiple partitions and the ABF paths.

In Section 2.2, a detailed and pedagogical derivation of the generating function for the Bressoud paths (defined in Section 2.1) is presented, in the spirit of the fermi-gas constructive method of [72]. This actually represents the simplest example for the application of this method. Its detailed study, from a point of view that embodies a particle-like interpretation, is further motivated by being the starting point of the analysis for a large number of conformal field theories, as indicated in Section 7.5.

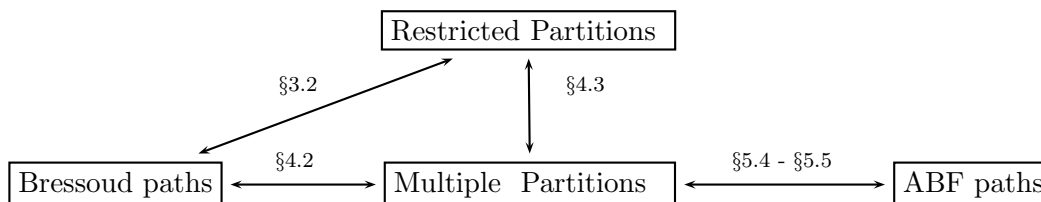
The restricted partitions are defined in Section 3.1. A simplified form of the Burge correspondence between these and the Bressoud paths is given in Section 3.2. Multiple partitions are introduced in Section 4.1; their bijective relation with paths and restricted partitions are presented in Sections 4.2 and 4.3 respectively. Section 4.4 presents a remarkably simple derivation of their generating function. In perspective, this is the core of the simplest (known) derivation of the fermionic expression of the parafermionic characters. Section 5 is concerned with ABF paths; their link with the other three objects passes through their connexion with multiple partitions, which is worked out in Section 5.4. The key result is presented in Section 5.5, where the precise relation between Bressoud and ABF paths is displayed.

A sketch of the various bijective relations is pictured in Fig. 1. Note that although the presentation of these correspondences is to a large extent a review work, their exposition has been unified, somewhat simplified and, in some instances, rephrased in purely combinatorial terms, independently of the parafermionic interpretation. In consequence, this first part can be read independently of the conformal-field-theory applications.

The connection with the bases of states for the \mathcal{Z}_k parafermionic models is presented in Section 6. Finally, some results concerning similar path descriptions for another parafermionic theory and the minimal models, are summarized in Section 7.

A more detailed presentation of each section is contained in their respective opening paragraph.

Figure 1: The links between the partitions and paths.



2 Bressoud paths

We introduce our first type of paths: the Bressoud paths, defined in Section 2.1. The subsequent section is devoted to the construction of their generating function. Given the bijection with the parafermionic basis of states to be demonstrated later, this amounts to an explicit construction of the fermionic form of the parafermionic character (up to a correction to be explained in Section 6.2.1). This constructive method has also the interesting particularity of revealing the ‘particle content’ of a path. Here ‘particles’ are understood as the basic constituents in terms of which all the paths can be described.

2.1 Defining the Bressoud paths

Bressoud paths, or B_{k-1} paths for short, are defined as follows [15]:

Shape: A B_{k-1} path is a sequence of integral points (x, y) within the strip $x \geq 0$ and $0 \leq y \leq k - 1$, with adjacent points linked by NE, SE or H (horizontal) edges, the latter being allowed only if they lie on the x -axis.

In this work, it is understood that NE and SE edges link neighboring points (usually called vertices) whose heights differ by 1, i.e., they link (x, y) and $(x + 1, y \pm 1)$ respectively.

Initial and end points: For a fixed value of k , the set of all paths can be subdivided into classes specified by the initial point a , with $0 \leq a \leq k - 1$. The final point is forced to lie on the x axis. There is no definite notion of length for a B_{k-1} path: a path can always be considered to be completed by an infinite tail of H edges.

B_{k-1} paths with initial point a will be denoted $B_{k-1,a}$. An example of $B_{4,2}$ path is given in Fig. 2.

Weight: The weight w of a lattice path is the sum of the x -coordinate of all its peaks:

$$w = \sum_{x \geq 1} w(x) \quad \text{where} \quad w(x) = \begin{cases} x & \text{if } x \text{ is the position of a peak,} \\ 0 & \text{otherwise.} \end{cases} \quad (2)$$

The weight of the path of Fig. 2 is thus $2 + 6 + 10 + 14 + 18 + 24 + 29 + 32 + 39$.

Peaks are characterized by their height or more precisely, their relative height [15], which we will call their charge [72]. This is a key concept for the combinatorial interpretation of the paths. For an isolated peak described by a triangle starting and ending on the x axis, the charge is equal to the height. This is not as simple within a **charge complex** [72] (or a mountain [15]), that is, within portions of the paths delimited by two points on the horizontal axis (or the y axis and the first point on the x axis) and containing more than one peak. This situation requires a criterion more precise than the mere height and it is formulated as follows.

Charge: The charge of a peak with coordinates (x, y) is the largest integer c such that we can find two points $(x', y - c)$ and $(x'', y - c)$ on the path with $x' < x < x''$ and such that between these two points there are no peaks of height larger than y and every peak of height equal to y has weight larger than x [13].

In other words, starting from a peak, we go down in both directions and from the first point (that closest to the peak) at which the path changes its direction, on one side or the other, we draw a baseline from which the height is read: this height is the charge. Note that

if two peaks in a complex have the same height, it is the leftmost peak which is attributed the largest charge (a convention that is captured by the above precise definition).

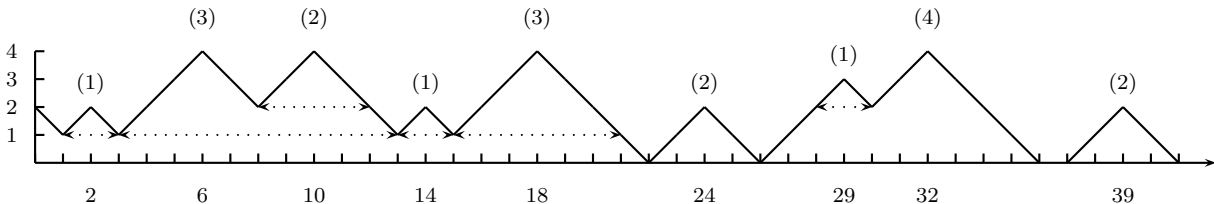
For the path pictured in Fig. 2, the value of the charge is given above each peak. A dotted line indicates the line from which the height must be measured to give the charge. In this example, there are four charge complexes.

The charge content of a path is the specification of the numbers m_j of peaks of charge j , for $1 \leq j \leq k-1$. For instance, the path of Fig. 2 has $m_1 = m_2 = 3, m_3 = 2$ and $m_4 = 1$.

Total charge: The total charge m of a path is the sum of the charges of all its peaks:

$$m = \sum_{j=1}^{k-1} jm_j. \quad (3)$$

Figure 2: A typical $B_{4,2}$ path (where the first index is the value of $k-1$, the maximal weight, and the second one indicates the initial point $a=2$). The charge of each peak is given in parenthesis.



Particles: Peaks of charge j are also called particles of charge j (or type- j particles). From now on, we will use both terms (peaks and particles) interchangeably and refer to a set of values of $\{m_j\}$ either as the charge or the particle content of the path.

2.2 The generating function for paths: direct method

There are various ways of computing the generating function for B_{k-1} paths. Here, we use a direct fermi-gas-type method pioneered by Warnaar [72] in a different context. Although rather elementary, this example has apparently not been worked out along this line before (see [15] for a different derivation based on a recursive method and [74] for a derivation in the same spirit but for related paths).

2.2.1 The strategy in few steps

The problem is to enumerate all the B_{k-1} paths with fixed initial position a , taking into account their weight. The sought-for generating function is thus

$$G_a(q) = \sum_{B_{k-1,a} \text{ paths}} q^w = \sum_{n \geq 0} d(n; a) q^n, \quad (4)$$

where $d(n; a)$ is the number of paths of weight n and initial vertical position a .

The problem is broken into two parts:

1. Enumerate and weight all the paths with a fixed charge content $\{m_j\}$.

This part is itself worked out in different steps as follows:

- (a) For a fixed $\{m_j\}$, identify the configuration (that is, the distribution of the particles along the path) that minimizes the weight. Call this configuration the **minimal-weight configuration** (mwc). Evaluate its weight $w_{\text{mwc}}(a)$.
- (b) Enumerate all possible configurations that can be obtained from this minimal-weight configuration by the displacements of the different particles and compute the corresponding weight relative to $w_{\text{mwc}}(a)$.

These displacements are subject to two rules:

- i. Identical particles are impenetrable.
- ii. Particles of different charges can penetrate under the condition that the individual charges must be preserved.

2. Sum over all values of m_j .

The impenetrability of identical particles can be viewed as a hard-core repulsion and this property is the rationale for tagging this as a *fermi-gas method*. This impenetrability criterion prevents displacements that would otherwise produce identical paths.

Before plunging into the details of this enumerative problem, let us make some remarks that will render its analysis less formidable than a first sight evaluation might suggest.

1. The ordering of the peaks that characterize the minimal-weight configuration is easily determined by comparing the weight of the different configurations of *two peaks with different charges*.
2. The a dependence in $w_{\text{mwc}}(a)$ is simply obtained by determining how the choice of a affects the weight of a path composed of *a single peak*, as a function of its charge.
3. The analysis of the different configurations obtained from the various interpenetration arrangements is again analyzed first by considering only *two particles of different charges*. The preservation of the individual charges, say i, j , means that no particle of charge $> \max(i, j)$ should be generated in the penetration process.

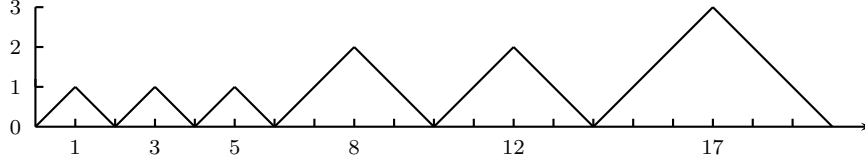
2.2.2 The minimal-weight configuration

As just remarked, to identify the minimal-weight configuration for a fixed charge content, one only has to investigate the case of two peaks of different charges, say 1 and 3. Since the weight of each peak is given by its x -position, the total weight is manifestly minimized when the two peaks are as close as possible to the origin. Various such configurations are displayed in Fig. 6 (whose detailed structure will be further discussed below) for the case where $a = 0$. This makes clear that in order to minimize the weight, the peak 1 must be at the left of the peak 3.

This is generic for B_{k-1} paths: the minimal-weight configuration is obtained by ordering the peaks in increasing charge and packing them the closest to the origin. The example where $m_1 = 3, m_2 = 2, m_3 = 1$ is displayed in Fig. 3. Its weight is $w_{\text{mwc}} = 1 + 3 + 5 + 8 + 12 + 17$. For a generic charge content, with $a = 0$, one has:

$$w_{\text{mwc}}(0) = \sum_{i,j=1}^{k-1} \min(i, j) m_i m_j. \quad (5)$$

Figure 3: The minimal-weight configuration of a $B_{k-1,0}$ path for $k \geq 4$ with particle content: $m_1 = 3, m_2 = 2, m_3 = 1$.



This is proved as follows. The weight of a sequence of m_j peaks of charge j , at positions $j, 3j, \dots, j(2m_j - 1)$ is

$$\sum_{s=0}^{m_j-1} j(2s+1) = jm_j^2. \quad (6)$$

This result holds for a sequence that starts at the origin. But if it starts instead at x_0 , the weight at each peak is augmented by x_0 ; the total weight is now:

$$jm_j^2 + m_j x_0. \quad (7)$$

In the minimal-weight configuration, the value of x_0 is simply the total diameter of all the particles of lower charge:

$$x_0 = 2 \sum_{i=1}^{j-1} im_i. \quad (8)$$

Substituting this value into (6) and summing over j yields precisely (5).

Now let us see how $w_{\text{mwc}}(0)$ is affected by choosing the initial vertical position to be $a > 0$. Figure 4 illustrates the minimal-weight configuration of those paths composed of a single peak of different charge when $a = 2$ and $k = 5$. One sees that the increase of the initial point from 0 to 2 does not affect the weight of the peaks of charge 1 and 2, but it shifts that of charge 3 by 1 and that of charge 4 by 2. Note that it is the bound on the height $y \leq k - 1 = 4$ that causes this shift, in that it forces the path representing a single peak of charge $j > k - 1 - a$ to go down before moving upward to reach the maximal allowed height. In this example, the shift of the minimal weight of the particle j caused by the displacement of the initial point from 0 to a , is $\max(j - 2, 0)$. Here the origin of the term $j - 2$ is $j + a - (k - 1)$, as we now demonstrate.

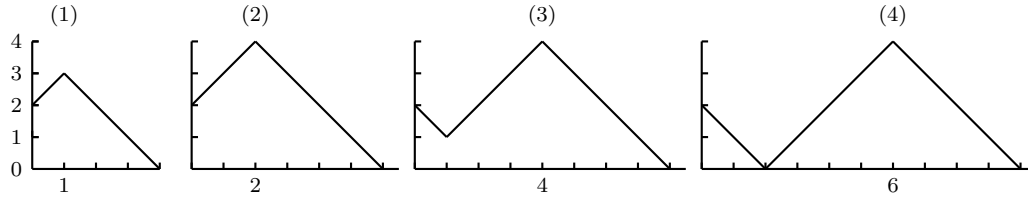
If $x_{\min}(j; a)$ stands for the minimal x -position of a peak of charge j for a the path starting at the point $(0, a)$, then

$$x_{\min}(j; a) = j + \max(j + a - k + 1, 0), \quad (9)$$

since when $j + a > k - 1$, there must be $j + a - (k - 1)$ SE edges before the path starts to go upward with j NE edges. The peak position, hence the weight, is thus shifted by $j + a - (k - 1)$. With m_j peaks, the shift in weight is $\max(j + a - k + 1, 0)$ times m_j . The expression for $w_{\text{mwc}}(a)$ is thus

$$w_{\text{mwc}}(a) = w_{\text{mwc}}(0) + \sum_{j=0}^{k-1} \max(j + a - k + 1, 0) m_j. \quad (10)$$

Figure 4: The minimal-weight configuration for $B_{4,2}$ paths composed of a single peak of charge ranging from 1 to 4.



2.2.3 Deforming the minimal-weight configuration

We now have to determine all the possible configurations with fixed particle content. These can all be obtained from the minimal-weight configuration by a succession of simple displacements. Consider first the case where we have only identical particles, say of charge 1. The starting configuration for $m_1 = 3$ is displayed in Fig. 5. We now have to determine the allowed displacements of the peaks and weight them. The rightmost peak can be displaced by any integer, say μ_1 . Since the particles with identical charge cannot penetrate each other, the displacements of the other particles is limited: the second one can be displaced by any integer μ_2 that is $\leq \mu_1$. Similarly, the leftmost one can be displaced by $\mu_3 \leq \mu_2$. Fig. 5 illustrates the displacements of the rightmost peak by 9, the next by 6 and the third by 4. The weight of this configuration, with respect to that of minimal weight, is $9 + 6 + 4$.

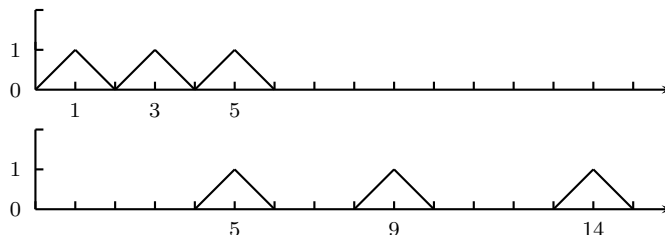
The generating factor for these displacements is simply the number of partitions with at most three parts ('at most' since some numbers in (μ_1, μ_2, μ_3) are allowed to be 0, corresponding to no displacement). This generating function is simply [4] (see e.g., Theo. 1.1 or Theo. 3.2 with $N \rightarrow \infty$):

$$\frac{1}{(1-q)(1-q^2)(1-q^3)} \equiv \frac{1}{(q)_3}. \quad (11)$$

The generalization to the case of m_1 particles of charge 1 is immediate: the generating factor is $(q)_{m_1}^{-1}$, where

$$(q)_m = \prod_{i=1}^m (1 - q^i). \quad (12)$$

Figure 5: The minimal weight configuration for $a = 0$ and $m_1 = 3$, and the displacement of three peaks (ordered from right to left) by 9, 6 and 4.

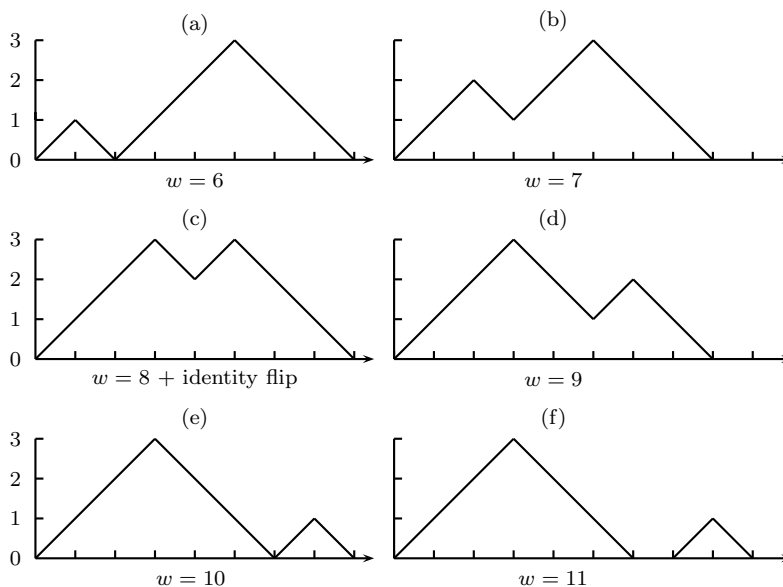


Let us now consider the displacements of the particles of a given type in presence of other particles with different charges. Consider first the simple case of particles of charge 1 and 3. The minimal-weight configuration is displayed in Fig. 6(a). The subsequent figures display the displacements of the particle of charge 1, by unit steps, into the larger one, illustrating

the various stages of interpenetration. The basic constraint is that the individual charges must be preserved. In particular, no peak of charge > 3 should be generated. In the first two steps (pictured in (b) and (c)), the particle 1 climbs in the straight-up segment of the particle 3. The pattern (c) is clearly allowed since this still unambiguously describes a configuration of charge 1 and 3. However, our convention for reading the charge ascribes charge 3 to the leftmost peak and not to the rightmost one. The rule is thus that after this second move, it is understood that the identity of the two peaks is swapped. This rule allows for further moves of the charge-1 particle through the larger one, moving now in its straight-down segment, as in (d), until it gets detached of it, in (e), from which the successive displacements are mere translation on the x -axis. We stress that the configuration (d) is the one obtained by displacing the peak 1, from the minimal-weight configuration (a), by three units. The main points here are that: (1) this procedure allows for an unrestricted sequence of successive displacements; and (2) that each step modifies the weight of the path by 1.

Note that in this example, the peak of charge 3, initially at position 5, sees its position shifted at 3 after the passage of the charge-1 particle. This is the closest it can be from the origin for the boundary condition under consideration, here $a = 0$. Hence, the displacement of the smaller particles through the larger ones gives to these larger peaks access to the positions smaller than those fixed by the minimal-weight configuration.

Figure 6: The various configurations obtained by displaying the peak of charge 1 through a peak of charge 3, in unit steps. The weight increase is 1 at each step.



We have thus seen that every displacement of one unit of the charge-1 particle increases the weight by 1 independently of the presence of higher charged particles. Therefore, the generating factor $(q)_{m_1}^{-1}$, that captured the weight increase of the displacements of particles 1 in absence of higher-charge particles, is actually generic.

Once the charge-1 particles have been displaced in all possible ways, we consider the similar displacements of the particles of charge 2, 3, \dots , up to $k-1$. In each case, enumerating the displacements of the m_j charge- j particles is the same as enumerating the partitions with at most m_j parts and this is given by $(q)_{m_j}^{-1}$.

The generating functions for all paths with fixed particle content is thus $q^{w_{\text{mwc}}(a)}$ times all

the generating factors that enumerate all possible displacements of the peaks while keeping track of the weight relative to the minimal-weight configuration. It is thus given by

$$G_a(\{m_j\}; q) = \frac{q^{w_{\text{mwc}}(a)}}{(q)_{m_1} \cdots (q)_{m_{k-1}}}, \quad (13)$$

with $w_{\text{mwc}}(a)$ defined in (10).

The full generating function is obtained by summing over all values of the m_j :

$$G_a(q) = \sum_{m_1, \dots, m_{k-1}=0}^{\infty} G_a(\{m_j\}; q). \quad (14)$$

This can be written in the following form [15]:

$$G_a(q) = \sum_{m_1, \dots, m_{k-1}=0}^{\infty} \frac{q^{N_1^2 + \dots + N_{k-1}^2 + N_{k-a} + \dots + N_{k-1}}}{(q)_{m_1} \cdots (q)_{m_{k-1}}}, \quad (15)$$

with N_j defined as

$$N_j = m_j + \dots + m_{k-1}. \quad (16)$$

3 Restricted partitions

In this section, we introduce partitions subject to a restriction that is akin to a generalized exclusion principle. These restricted partitions are defined in Section 3.1. The Burge correspondence, relating restricted partitions and B_{k-1} paths, is reviewed in Section 3.2. The restricted partitions are precisely those partitions that capture the combinatorial interpretation of the sum side of the famous Rogers-Ramanujan identities and their generalization, as pointed out in Section 3.3.1. This is followed by a brief discussion explaining the difficulty of a direct approach to the enumeration of restricted partitions. As an aside, the many faces of restricted partitions are both summarized and amplified by the mention of their noteworthy occurrence as a vanishing condition for the Jack polynomials at special values of their ‘coupling constant’.

3.1 Defining the restricted partitions

Although the meaning of a partition is assumed to be known (and it has actually been used in the previous sections), we provide here a definition in order to introduce related terminology. A **partition** $\lambda = (\lambda_1, \dots, \lambda_m)$ of n is a weakly decreasing sequence of integers $\lambda_i \geq \lambda_{i+1}$, with $\lambda_m \geq 1$, whose sum add up to n . n is called the **weight** of the partition and the λ_i are its **parts**. A number of 0 can be added at the end of partition, but the ‘parts’ refer to the non-zero entries of a partition. It is useful to introduce a notion of **distance** between the parts of a partition: the parts λ_i and λ_{i+j} are said to be separated by the distance j .

Restricted partitions refer to partitions satisfying the ‘**difference-2 condition at distance $k-1$** ’ :

$$\lambda_l \geq \lambda_{l+k-1} + 2. \quad (17)$$

(By the ‘difference-2 condition’ we always understand that the difference is at least 2.) Restricted partitions are conveniently subdivided into classes specified by a condition on the

tail of the partition, namely, an upper bound, $i - 1$, on the possible occurrences of the part 1. This is ensured by enforcing

$$\lambda_{m-i+1} \geq 2. \quad (18)$$

Take for instance $(8, 8, 7, 7, 5, 3, 3, 2, 2, 1, 1)$: the difference-2 condition is not satisfied at distance 1, 2 or 3 but it is at distance 4: with $\lambda_{l,j} = \lambda_l - \lambda_j$, one has

$$\lambda_{1,5} = 3, \quad \lambda_{2,6} = 5, \quad \lambda_{3,7} = 4, \quad \lambda_{4,8} = 5, \quad \lambda_{5,9} = 3, \quad \lambda_{6,10} = 2, \quad \lambda_{7,11} = 2, \quad (19)$$

and indeed $\min_l(\lambda_{l,l+4}) \geq 2$. Here $i \geq 3$.

Notice the following equivalent characterization of the restricted partitions in terms of the **frequency conditions**:

$$f_j + f_{j+1} \leq k - 1 \quad \text{and} \quad f_1 \leq i - 1, \quad (20)$$

where f_j is the frequency of the part j in the partition. The equivalence between the two formulations of the restrictions is obvious: if a partition satisfying (17) contains the sequence $(j + 1, \dots, j + 1, j, \dots, j)$, the multiplicity of $j + 1$ plus that of j cannot be larger than $k - 1$ to respect the difference-2 condition at distance $k - 1$. Moreover, the boundary condition $\lambda_{m-i+1} \geq 2$ is precisely designed to set up an upper bound, $i - 1$, on the number of parts equal to 1, i.e., the frequency f_1 should be $\leq i - 1$. For instance, the frequencies for the partition $(5, 4, 3, 3, 3, 2, 1, 1)$ are $f_2 = f_4 = f_5 = 1, f_1 = 2, f_3 = 3$. The maximal value of $f_j + f_{j+1}$ is 4 (obtained either with $j = 2$ or $j = 3$), meaning that this partition satisfies the condition (20) when $k \geq 5$.

Below, in describing the Burge correspondence, it will be convenient to add the frequency f_0 , which is immaterial in specifying a partition since a number of 0's can always be added at the end of a partition.

3.2 Paths and restricted partitions: the Burge correspondence

The bijection between the paths and the restricted partitions is described by the Burge correspondence [16]. A B_{k-1} path, viewed as a sequence of SE, H and NE edges, is a binary word in α and β , which are the edges linking the points:

$$\alpha : (i, j) \rightarrow (i + 1, \max(0, j - 1)) \quad \text{or} \quad \beta : (i, j) \rightarrow (i + 1, j + 1). \quad (21)$$

The Burge correspondence is a weight-preserving bijection relating a binary word to a partition.

The correspondence relies on the characterization of a partition in terms of non-overlapping pairs of adjacent frequencies (f_j, f_{j+1}) with $f_{j+1} > 0$, starting the pairing from the largest part. Take for instance the partition $(5, 4, 3, 3, 3, 2, 1, 1)$ with $k = 5$ and $i = 4$. We have the following frequency pairing:

$$(5, 4, 3, 3, 3, 2, 1, 1) : \begin{array}{l} j : \quad 0 \quad 1 \quad 2 \quad 3 \quad 4 \quad 5 \\ f_j : \quad (0 \quad 2) \quad (1 \quad 3) \quad (1 \quad 1) \end{array}. \quad (22)$$

Let us now define a sequence of two operations, $\hat{\alpha}$ and $\hat{\beta}$, on the set of paired frequencies. If (f_0, f_1) is not a pair, we act with $\hat{\alpha}$ defined as follows:

$$\hat{\alpha} : (f_j, f_{j+1}) \rightarrow (f_j + 1, f_{j+1} - 1) \quad \forall j \geq 1. \quad (23)$$

If $(f_0, f_1) = (0, f_1)$ is a pair, we act with $\hat{\beta}$ defined as follows:

$$\hat{\beta} : \begin{cases} (0, f_1) \rightarrow (0, f_1 - 1) \\ (f_j, f_{j+1}) \rightarrow (f_j + 1, f_{j+1} - 1) \quad \forall j > 1. \end{cases} \quad (24)$$

After each operation, the pairing is modified according to the new values of the frequencies. We then act successively with $\hat{\alpha}$ or $\hat{\beta}$ on the partition until all frequencies become zero. The ordered sequence of $\hat{\alpha}$'s and $\hat{\beta}$'s so obtained is then reinterpreted as a path, with $\hat{\alpha}$ and $\hat{\beta}$ replaced respectively by α and β , by considering α to be a SE or H edges and β a NE edge, as given in (21) [15]. The path starts at a prescribed initial vertical position a , whose relation to i is worked out below. Once this positioning is fixed, we add to the end of the sequence the number of α 's needed to reach the horizontal axis.

Returning to our example: since f_0 is paired, the first acting operator is $\hat{\beta}$. Writing the result of the successive operations followed by the repairing, one has

$$\begin{array}{rcccccc} j : & 0 & 1 & 2 & 3 & 4 & 5 \\ f_j : & (0 & 2) & (1 & 3) & (1 & 1) \\ \hat{\beta} : & 0 & (1 & 2) & (2 & 2) \\ \hat{\alpha}^2 : & (0 & 3) & (0 & 4) \\ \hat{\beta}^3 : & 0 & 0 & (3 & 1) \\ \hat{\alpha}^5 : & (0 & 4) \\ \hat{\beta}^4 : & 0 & 0 & & & & . \end{array} \quad (25)$$

To be clear: once the action of an operator is completed, the parentheses are retired and a new pairing is done before a further action is considered. For instance, after the first action of $\hat{\beta}$, the frequencies are: $(0, 1), (2, 2), (2, 0)$; the parentheses are retired and the last 0 is omitted; this yields: $0, 1, 2, 2, 2$. Then these are paired anew as: $0, (1, 2), (2, 2)$. This is the new pairing that is given on the third line. The corresponding path is thus associated to the word $\beta\alpha^2\beta^3\alpha^5\beta^4$, up to the missing final power of α required to reach the x -axis.

It remains to settle the relation between the initial position a and the maximal bound on the frequency f_1 , namely $i - 1$. If $f_1 > 0$, f_0 is paired so that the above construction starts with $\hat{\beta}^{f_1}$. The corresponding path starts with f_1 NE edges. When the initial point is a , the sum $a + f_1$ should not exceed the maximal allowed height $k - 1$, that is,

$$a + f_1 \leq a + i - 1 \leq k - 1. \quad (26)$$

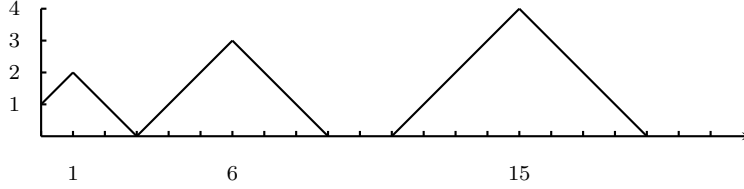
This and the bound $0 \leq a \leq k - 1$, entail the precise relation:

$$a = k - i. \quad (27)$$

As a verification, let us check the correspondences between the extremal values. When $i = 1$, there is no partition of weight 1, and similarly, there is no path of weight 1 when $a = k - 1$. When $i = k$, there is no additional constraint on the number of 1 (the maximal number is fixed by the difference-2 condition to be $k - 1$); correspondingly, with $a = 0$, there is no special constraint on the height of the first peak apart from the generic one ($y \leq k - 1$). Note finally, that the relation between a and i also follows directly from the comparison of the generating function for paths and that for restricted partitions (cf. Section 3.3.1).

The path considered in our example starts thus at $a = 1$ (recall that $k = 5$ and $i = 4$) and it must finish on the x axis. The word $\beta\alpha^2\beta^3\alpha^5\beta^4$ must thus be completed by α^4 . The resulting path is displayed in Fig. 7. In this example, $m_1 = m_3 = m_4 = 1$ and $m_2 = 0$, so that $m = \sum jm_j = 8$.

Figure 7: The $B_{4,1}$ path associated to the partition $(5, 4, 3, 3, 3, 2, 1, 1)$ via the Burge correspondence worked out in (25). Its weight is $1+6+15=22$, which is precisely the sum of the parts in the partition. The total charge 8 equals to the number of parts of the partition.



This relation between a restricted partition and a B_{k-1} path is actually a bijection. To recover a partition from a path, one simply runs the above algorithm in the reverse direction [16].

As already mentioned, this correspondence is weight preserving: the weight of a path is equal to that of the corresponding partition. Moreover, the total charge of the path is equal to the number of parts m in the restricted partition. In this version of the correspondence, both features are not transparent, but this will be remedied later, when restricted partitions and paths will both be related bijectively to multiple partitions.

3.3 Some remarks concerning restricted partitions

3.3.1 Restricted partitions and generalized Rogers-Ramanujan identities

The partitions satisfying (17) for $k = 2$ describe the combinatorics of the sum side of the Rogers-Ramanujan identities. For $i = 1, 2$ these identities are respectively (see e.g., [4] chap. 7):

$$\begin{aligned} \sum_{m=0}^{\infty} \frac{q^{m^2+m}}{(q)_m} &= \prod_{n=0}^{\infty} \frac{1}{(1 - q^{5n+2})(1 - q^{5n+3})} \\ \sum_{m=0}^{\infty} \frac{q^{m^2}}{(q)_m} &= \prod_{n=0}^{\infty} \frac{1}{(1 - q^{5n+1})(1 - q^{5n+4})}, \end{aligned} \quad (28)$$

using the notation introduced in (12). The coefficient of q^n on the left-hand side enumerates the total number of partitions of n satisfying $\lambda_j \geq \lambda_{j+1} + 2$ with at most $i - 1$ parts equal to 1. The coefficient of q^n on the right-hand side similarly enumerates all the partitions of n that have no part equal to 0, 1 or 4 mod 5 in the first case, e.g.,

$$\prod_{n=0}^{\infty} \frac{1}{(1 - q^{5n+2})(1 - q^{5n+3})} = \prod_{\substack{n \neq 0, \pm 1 \\ \text{mod } 5}}^{\infty} \frac{1}{(1 - q^n)}, \quad (29)$$

and with no part equal to 0, 2 or 3 mod 5 in the second case. Take for instance $i = 1$ and $n = 8$: the partitions of 8 with parts ≥ 2 and differing at least by 2 are: $(8), (6, 2), (5, 3)$. Partitions of 8 with no part equal to either 1, 4, 5, 6 are: $(8), (3, 3, 2), (2, 2, 2, 2)$. One gets an equal number of partitions of each type, which was to be illustrated.

The generalization of these identities to all k is known as the Andrews-Gordon identity [3, 4]:

$$\sum_{m_1, \dots, m_{k-1}=0}^{\infty} \frac{q^{N_1^2 + \dots + N_{k-1}^2 + N_i + \dots + N_{k-1}}}{(q)_{m_1} \cdots (q)_{m_{k-1}}} = \prod_{\substack{n \neq 0, \pm i \\ \text{mod } (2k+1)}}^{\infty} \frac{1}{(1 - q^n)}, \quad (30)$$

with $N_j = m_j + \dots + m_{k-1}$. The right-hand side enumerates partitions into parts that are not equal to 0 or $\pm i \pmod{2k+1}$. If $p_{k,i}(n)$ stands for the number of partitions of n that satisfy (17) and (18), then the left-hand side is the generating function $\sum p_{k,i}(n)q^n$. It agrees with the generating function for $B_{k-1,a}$ paths – cf. eq. (15) –, with $i = k - a$.

3.3.2 Comments on the direct enumeration of restricted partitions

In view of constructing the generating function of restricted partitions, the bijection with B_{k-1} paths is quite useful because a direct attack of the enumeration problem for restricted partitions is particularly hard. In fact the original proof of (30) is basically a verification proof [3] (see also [4], chapter 7).

To explain the difficulty underlying a direct enumeration procedure, consider first the case $k = 2$, for which such a direct derivation is possible, and identify the obstruction that prevents to argument to be generalized to larger values of k [43].

Let us thus take $k = i = 2$. The problem is then to enumerate all partitions subject to the condition $\lambda_j \geq \lambda_{j+1} + 2$. For this, it is convenient to first count such partitions with precisely m parts and then sum over m . For the first step, we use the **staircase trick**: Every partition satisfying the difference-2 condition at distance 1 and having exactly m parts can be described as the sum of an unrestricted partition with at most m parts plus the ‘staircase’ $(2m - 1, \dots, 5, 3, 1)$. We now use a basic result already quoted: the generating function for partitions with at most m parts is $(q)_m^{-1}$. Since the weight of the staircase is q^{m^2} , we conclude that $q^{m^2}/(q)_m$ is the generating function of partitions with m parts and satisfying $\lambda_j \geq \lambda_{j+1} + 2$. Summing over m leads to the left-hand side of the second equation in (28). For $i = 1$, there can be no 1, so that the required staircase is rather $(2m, \dots, 6, 4, 2)$. This produces an extra term q^m within the sum. We recover then the left-hand side of the first equation in (28). We have thus obtained, by a simple and direct method, the generating functions for restricted partitions when $k = 2$.

Now this simple argument cannot be extended to $k > 2$. Let us consider $k = 3$ to illustrate the breaking point and set $i = 3$. The ‘ground state’ that replaces the staircase of the previous example, is now $(\dots, 7, 5, 5, 3, 3, 1, 1)$. Trying the same strategy as for the $k = 2$ case would amount to describe all partitions of length m with $\lambda_j \geq \lambda_{j+2} + 2$ in terms of the partitions with at most m parts, to which we add the contribution the flatten staircase $(\dots, 7, 5, 5, 3, 3, 1, 1)$. But such a description is simply not correct in the present context. This can be seen most directly from a counter-example. There are three allowed partitions with 3 parts and weight 7 with difference 2 at distance 2: $(5, 1, 1)$, $(4, 2, 1)$ and $(3, 3, 1)$. Subtracting the ground-state $(3, 1, 1)$, we are left with $(2, 0, 0)$, $(1, 1, 0)$ and $(0, 2, 0)$. But $(0, 2, 0)$ is not a genuine partition. What happens here is that by starting with the partition $(\lambda_1, \lambda_2, \lambda_3)$ satisfying $\lambda_1 \geq \lambda_2 \geq \lambda_3 \geq 1$ together with $\lambda_1 \geq \lambda_3 + 2$, the removal of the staircase $(3, 1, 1)$ leads to parts μ_i such that $\mu_1 \geq \mu_3$ but where in addition $\mu_1 \geq \mu_2 - 2$. The conditions at distance 1 become thus incorrect.

For a general k , the subtraction of the staircase with steps of width $k-1$ leads to conditions at distance $j < k-1$ that are no longer those of a weakly decreasing sequence. For $k = 2$,

there is simply no lower-distance condition that could be spoiled. This shows neatly that the argument used for $k = 2$ cannot be extended to higher value of k .

The bottom line of this discussion is that the staircase trick can be used only when the difference condition is enforced between adjacent parts, i.e., at distance 1. Actually, for the applicability of the staircase trick, the value of the difference (which is 2 here) is irrelevant. This explains the usefulness of the multiple partitions to be described in Section 4 (see in particular Section 4.4).

3.3.3 Interlude: the many occurrences of restricted partitions

A certain number of combinatorial objects are related to restricted partitions and unravelling some of these relations constitute an essential part of this paper. In addition to the Bressoud paths introduced in the previous section, the Andrews-Baxter-Forrester paths to be defined in Section 5, and the multiple partitions to be introduced in the next section, we have also encountered partitions with parts not equal to 0, $\pm i \pmod{2k+1}$ (enumerated by the product side of the Andrews-Gordon identities in eq. (30)), and partitions with prescribed ranks (cf. the introduction).¹

We also want to point out here a completely different (at least superficially) and striking occurrence of restricted partitions, this time in the context of symmetric polynomials. A particularly interesting basis of symmetric polynomials is provided by the Jack polynomials $J_\lambda(z_1, \dots, z_N; \beta)$ [70, 63]. Here λ stands for a partition, N is the number of variables, and β is a real parameter. Their precise definition is not required here, but it can be noted that they arise in physics as the eigenfunctions of the trigonometric version [71] of the Calogero-Moser-Sutherland models [57] - and β is then the model's coupling constant.

Here we simply draw the attention to the unexpected discovery made in [24] which is that $J_\lambda(z_1, \dots, z_N; \beta) = 0$ if the following three conditions are satisfied:

$$z_1 = z_2 = \dots = z_k, \quad \beta = -\frac{(r-1)}{k}, \quad \text{and} \quad \lambda_j \geq \lambda_{j+k-1} + r, \quad (31)$$

for integers $r, k \geq 2$. Moreover, a basis for symmetric polynomials vanishing at k coincident points is furnished by such Jack polynomials with $r = 2$.²

4 Multiple partitions

In the previous section, we have reviewed the relation between B_{k-1} paths and restricted partitions. But B_{k-1} paths are most naturally related to a completely different type of partitions, the so-called multiple partitions, defined in Section 4.1. The relation between paths and multiple partitions is presented in Section 4.2. It relies on an operation introduced in Section 4.2.2, the so-called exchange relation, that will play a central role from now on. This correspondence and the one just established between B_{k-1} paths and restricted partitions

¹To make this list complete, let us add the physical links. At first, the restricted partitions are related of the basis of states of the \mathcal{Z}_k parafermionic models, as explained in Section 6.1. It turns out that they also characterize the basis of states for the $\mathcal{M}(2, 2k+1)$ minimal models - cf. Section 7.1 -, which, at first sight, is somewhat surprising given that these are in no way related to the parafermionic models.

²These polynomials are interpreted as fractional quantum Hall wave-functions in [14] (and the sequence of frequencies $[f_0, f_1, f_2, \dots]$ corresponds the occupation numbers there), which are themselves related to parafermionic correlation functions [65].

entail a relation between restricted and multiple partitions. Section 4.3 presents a direct formulation of this bijection. Quite interestingly, this direct connection shows how a restricted partition can be viewed as a collection of ‘charged particles’. Finally, a very simple derivation of the generating function for multiple partitions is presented in Section 4.4; this simplicity clearly demonstrates the immediate advantage of formulating a problem (e.g., a basis of states) in terms of multiple partitions.

4.1 Defining the multiple partitions

A **multiple partition** $\mathcal{N}^{[k-1]}$ is an ordered sequence of at most $k - 1$ partitions of the form [43, 49]:

$$\mathcal{N}^{[k-1]} = (n^{(1)}, n^{(2)}, \dots, n^{(k-1)}) \quad \text{with} \quad n^{(j)} = (n_1^{(j)}, \dots, n_{m_j}^{(j)}), \quad (32)$$

that is parametrised by an integer a in the range $0 \leq a \leq k - 1$, and which satisfy the following conditions:

1. The parts within a given partition $n^{(j)}$ are all distinct, subject to the condition

$$n_l^{(j)} \geq n_{l+1}^{(j)} + 2j. \quad (33)$$

2. The last part of a partition satisfy the following boundary condition:

$$n_{m_j}^{(j)} \geq j + \max(j + a - k + 1, 0) + 2j(m_{j+1} + \dots + m_{k-1}). \quad (34)$$

(It is said that $\mathcal{N}^{[k-1]}$ is composed of at most $k - 1$ partitions since if $m_j = 0$, $n^{(j)}$ is void.)

The condition (33) essentially means that the parts in the j -th partition satisfy a difference- $2j$ condition at distance 1. That parts are subject to a condition at distance 1 is the key simplifying feature of multiple partitions, as it will be discussed in Section 4.4.

The boundary condition (34) captures a sort of interaction between the parts of the different partitions. The condition on $n_{m_j}^{(j)}$ does not depend upon the particular values of the parts of the following partitions, that is, $n_{m_j}^{(j)}$ is not bounded by $n_1^{(j+1)}$. However, the value of $n_{m_j}^{(j)}$ does depend upon the number of parts in these subsequent partitions. This can thus be viewed as a charge-dependent repulsion condition.

4.2 Paths and multiple partitions

4.2.1 A path as a sequence of clusters

With its initial point fixed, a path is completely determined by the specification of the peak coordinates. We take the convention that the sequence of peaks is to be read from right to left. The peak data are equivalently given in terms of $\{x_n^{(c_n)}\}$, where x_n is the x -coordinate of the n -th peak from the right and c_n is its charge. We will also refer to $x_n^{(c_n)}$ as a **cluster** of charge c_n and weight x_n . For example, the path of in Fig. 2 corresponds to the sequence:

$$39^{(2)} 32^{(4)} 29^{(1)} 24^{(2)} 18^{(3)} 14^{(1)} 10^{(2)} 6^{(3)} 2^{(1)}. \quad (35)$$

The cluster sequence for the simpler path of Fig. 7 is: $15^{(4)} 6^{(3)} 1^{(1)}$.

4.2.2 The exchange relation

We now introduce a formal **exchange relation** that describes the interchange of two adjacent clusters $x^{(i)}x'^{(j)}$. It is defined as follows:

$$x^{(i)}x'^{(j)} \rightarrow (x' + r_{ij})^{(j)}(x - r_{ij})^{(i)}, \quad (36)$$

where r_{ij} is defined by

$$r_{ij} = 2 \min(i, j). \quad (37)$$

This operation preserves the individual values of the charge and also the sum of the weights.

Take a path written in the form $\{x_j^{(c_j)}\}$. After a sequence of interchanges, such that $\{x_j^{(c_j)}\} \rightarrow \{x'_j{}^{(c_j)}\}$, the new values of x'_j are no longer necessarily decreasing and they no longer correspond to peak positions in a modified path. For instance, consider the path $7^{(3)}3^{(1)}$; applying the exchange relation yields $5^{(1)}5^{(3)}$, and this sequence of clusters obviously does not correspond to a path (the two peaks would be at the same position). This is the reason for introducing the more general cluster terminology.

The exchange relation (36) appears in a different form in [15] (under the name of the shuffle operation and with special application conditions that we do not have here). In its present form, it has been introduced in [43] as a schematic version of the parafermionic commutation relations.

4.2.3 From paths to multiple partitions

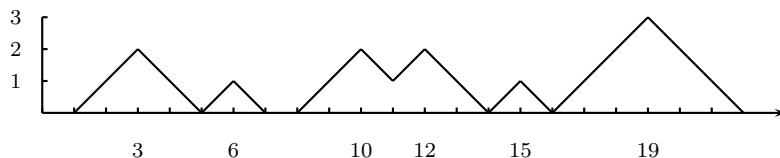
Using (36), one can reorder the peaks of a path in a canonical way, in increasing value of the charge (from left to right) and, within each sequence of clusters with identical charge, with decreasing value of the weight. The weights of the clusters of charge j are collected together and they form the parts of a partition $n^{(j)}$. The result is an ordered sequence of partitions $(n^{(1)}, n^{(2)}, \dots, n^{(k-1)})$, namely, a multiple partition [49]. For instance, for the path of Fig. 8, we have

$$19^{(3)}15^{(1)}12^{(1)}10^{(2)}6^{(1)}3^{(2)} \rightarrow 17^{(1)}14^{(1)}10^{(1)}12^{(2)}7^{(2)}5^{(3)}. \quad (38)$$

The multiple partition thus obtained is

$$(17, 14, 10)^{(1)}, (12, 7)^{(2)}, (5)^{(3)}. \quad (39)$$

Figure 8: The $B_{3,0}$ path associated to the sequence of clusters: $19^{(3)}15^{(1)}12^{(1)}10^{(2)}6^{(1)}3^{(2)}$, of weight $w = 65$



The construction of the multiple partition from a $B_{k-1,a}$ path leads to conditions on their parts which are precisely (33) and (34). Condition (33) reflects the minimal distance between two peaks of identical charge – which is twice their individual charge (see for instance the peaks of Fig. 3) –, and the fact that clusters with the same charge are not reordered among

themselves. The equation (34) captures the following boundary condition: if the path starts at its left with a peak of charge j , this peak position must be $\geq j + \max(j + a - k + 1, 0)$ – cf. eq. (9). Consider thus its associated multiple partition and use the exchange relation to move the cluster $n_{m_j}^{(j)}$ to the far right in order to reach its lowest allowed weight. It is thus displaced through all clusters of larger charge by means of the exchange relation (36). This reduces its weight to $n_{m_j}^{(j)} - 2j(m_{j+1} + \dots + m_{k-1})$. This number must satisfy the bound just indicated, which gives (34).

4.2.4 From multiple partitions to paths

We have thus described a procedure for relating a path to an ordered sequence of $k - 1$ partitions of respective lengths m_1, \dots, m_{k-1} , where m_j is the number of peaks of charge j . We now show that this is a one-to-one correspondence [49].

The inverse operation amounts to rewrite $(n^{(1)}, \dots, n^{(k-1)})$ as a sequence of clusters and then reorder them using (36) until the sequence of clusters does form a path. But what conditions should a string of clusters satisfies in order to correspond to the peaks of a path? At first the clusters must be arranged in decreasing values of their weight in order to represent the sequence of peaks read from right to left:

$$x_1^{(c_1)} \dots x_n^{(c_n)} \quad \text{with} \quad x_i > x_{i+1}. \quad (40)$$

But two adjacent peaks in a path have a minimal distance in-between them. As already indicated, two peaks with the same charge j must be separated by at least $2j$, while two peaks of different charges, say $x^{(i)}$ and $x'^{(j)}$, must be separated by at least r_{ij} – defined in eq. (37) – if the highest charge peak is at the left and $r_{ij} + 1$ otherwise. (The asymmetry is rooted in our rule of ascribing to the leftmost peak the highest charge whenever there are two peaks of the same height in a charge complex.) Stated more concisely, one requires the following condition on adjacent peaks $x^{(i)}$ $x'^{(j)}$:

$$x - x' \geq r_{ij} + \begin{cases} 1 & \text{if } i > j \\ 0 & \text{otherwise.} \end{cases} \quad (41)$$

For instance, in Fig. 2, those peaks that have the minimal separation are the pairs at positions 6 and 10, for which the distance is $2 \min(2, 3) = 4$ since the largest peak is at the left, and at positions 29 and 32, where now the distance is $2 \min(1, 4) + 1 = 3$, the largest peak being at the right.

We thus start with a multiple partition and order their parts (which, we stress, have definite charge, meaning that these are actually clusters) in decreasing values of the weight (irrespective of their charge). Clusters of the same charge do not need to be reordered among themselves. We then test the distance condition (41) for adjacent pairs. We thus perform all the required interchanges of the problematic adjacent pairs. Once all adjacent pairs are transformed in order to satisfy (41), due to the built-in constraints on the starting multiple partition, the resulting configuration is the corresponding path. (This procedure is a somewhat simplified version of that in [49].)

Let us work out the example (38) backward and indicate in bold the pair of clusters that

has been interchanged at each step:

$$\begin{array}{cccccc}
17^{(1)} & 14^{(1)} & 10^{(1)} & 12^{(2)} & 7^{(2)} & 5^{(3)} \\
17^{(1)} & 14^{(1)} & \mathbf{14}^{(2)} & \mathbf{8}^{(1)} & 7^{(2)} & 5^{(3)} \\
17^{(1)} & \mathbf{16}^{(2)} & \mathbf{12}^{(1)} & 8^{(1)} & 7^{(2)} & 5^{(3)} \\
\mathbf{18}^{(2)} & \mathbf{15}^{(1)} & 12^{(1)} & 8^{(1)} & 7^{(2)} & 5^{(3)} \\
18^{(2)} & 15^{(1)} & 12^{(1)} & 8^{(1)} & \mathbf{9}^{(3)} & \mathbf{3}^{(2)} \\
18^{(2)} & 15^{(1)} & 12^{(1)} & \mathbf{11}^{(3)} & \mathbf{6}^{(1)} & 3^{(2)} \\
18^{(2)} & 15^{(1)} & \mathbf{13}^{(3)} & \mathbf{10}^{(1)} & 6^{(1)} & 3^{(2)} \\
18^{(2)} & \mathbf{15}^{(3)} & \mathbf{13}^{(1)} & 10^{(1)} & 6^{(1)} & 3^{(2)} \\
\mathbf{19}^{(3)} & \mathbf{14}^{(2)} & 13^{(1)} & 10^{(1)} & 6^{(1)} & 3^{(2)} \\
19^{(3)} & \mathbf{15}^{(1)} & \mathbf{12}^{(1)} & 10^{(1)} & 6^{(1)} & 3^{(2)}
\end{array} \tag{42}$$

The first two interchanges as well as the fifth one are done to reorder the clusters in strictly decreasing values of the weight. The other ones are forced to ensure the proper minimal weight difference (r_{ij} or $r_{ij} + 1$) between adjacent clusters in order for them to describe genuine adjacent peaks.

Let us finally stress that the bijection between B_{k-1} paths and multiple partitions is manifestly weight and charge preserving.

4.3 Restricted and multiple partitions

4.3.1 From restricted partitions to multiple partitions

Let us first show how to associate a multiple partition to a partition $(\lambda_1, \dots, \lambda_m)$ satisfying (17) [49]. This condition forbids subsequences of k successive parts differing at most by 1, namely sequences of the form

$$\underbrace{(s, \dots, s)}_k \quad \text{or} \quad \underbrace{(s+1, \dots, s)}_k. \tag{43}$$

However, shorter subsequences of parts differing at most by 1 are allowed. The first step amounts to identify (by scanning the partition from left to right) the sequences of $k-1$ adjacent parts that differ by at most 1. Each such sequence is then replaced by a cluster of charge $k-1$ whose weight is given by the sum of its parts, i.e.,

$$(\lambda_j, \dots, \lambda_{j+k-2}) \rightarrow \Lambda^{(k-1)}, \quad \text{with} \quad \Lambda = \sum_{r=j}^{j+k-2} \lambda_r. \tag{44}$$

(This operation is the rationale for the ‘cluster’ terminology.)

Consider $(8, 8, 7, 7, 5, 3, 3, 2, 2, 1, 1)$ which satisfies (17) for $k=5$; there are two sequences of 4 parts that differ at most by 1, whose clustering yields:

$$(8, 8, 7, 7, 5, 3, 3, 2, 2, 1, 1) \rightarrow (30^{(4)}, 5, 10^{(4)}, 1, 1). \tag{45}$$

Once all clusters of charge $k-1$ are constructed, we move them (preserving their ordering) to the right of the sequence formed by the remaining parts. Each displacement is done using the exchange operation (36), by treating all parts which are crossed as clusters of charge 1. For our example, this reads

$$(30^{(4)}, 5, 10^{(4)}, 1, 1) \rightarrow (30^{(4)}, 5, 3, 3) 6^{(4)} \rightarrow (7, 5, 5) 24^{(4)} 6^{(4)}. \tag{46}$$

Once this is completed, one is left with a smaller partition and a sequence of ordered clusters of charge $k - 1$ at its right. For the resulting partition, one repeats the previous analysis but with $k - 1$ replaced by $k - 2$. Once all clusters of charge $k - 2$ are identified, they are moved to the right of the partition. This procedure is repeated for lower-charge clusters until all clusters of charge 2 are formed and moved outside of the decimated partition, at the left extremity of the sequence of ordered clusters of charge $3, \dots, k - 1$. The remaining parts of the partition are the clusters of charge 1.

In our example, there is no cluster of charge 3 but one of charge 2 and one of charge 1:

$$(7, 5, 5) 24^{(4)} 6^{(4)} \rightarrow (7) 10^{(2)} 24^{(4)} 6^{(4)} = (7)^{(1)} (10)^{(2)} (24, 6)^{(4)} \quad (47)$$

Notice that in the above example, the simpler procedure which consists in clustering parts directly (starting from larger to smaller clusters) but without removing the clusters one by one, yields the correct sequence of clusters once reordered:

$$(8, 8, 7, 7, 5, 3, 3, 2, 2, 1, 1) \rightarrow 30^{(4)} 5^{(1)} 10^{(4)} 2^{(2)} \rightarrow 7^{(1)} 10^{(2)} 24^{(4)} 6^{(4)}. \quad (48)$$

This is most often true. However, the example $(4, 3, 3, 2, 2, 1)$ shows the necessity of the above more systematic set of operations, which yields:

$$(4, 3, 3, 2, 2, 1) \rightarrow (4, 10^{(4)}, 1) \rightarrow (4, 3) 8^{(4)} \rightarrow 7^{(2)} 8^{(4)}, \quad (49)$$

while a direct clustering would give the incorrect $4^{(1)} 10^{(4)} 1^{(1)}$.

4.3.2 From multiple partitions to restricted partitions

We now turn to the formulation of the inverse operation [49] (which is partly related to a construction in [15]). The starting point is the re-writing of the multiple partition as the partition $(n_1^{(1)} \cdots n_{m_1}^{(1)})$ followed by the sequence of clusters $n_1^{(2)} \cdots n_\ell^{(j)} \cdots n_{m_{k-1}}^{(k-1)}$. Each cluster is then inserted successively (starting with $n_1^{(2)}$ up to $n_{m_{k-1}}^{(k-1)}$) within the partition, using the interchange rule (36), treating again each part as a cluster of charge 1. Once inserted within the partition (at a position subject to criteria to be specified), a cluster is unfolded into the number of parts given by its charge, with parts as equal as possible. This decomposition is unique.

Consider first the issue of the uniqueness of breaking the cluster $\Lambda^{(j)}$ into j parts differing at most by 1 and whose sum is Λ . Given Λ and j , there are unique non-negative integers s and r such that $\Lambda = sj + r$ with $r < j$. In the decomposition of Λ , there are then r parts equal to $s + 1$ and $j - r$ parts equal to s :

$$\Lambda^{(j)} \rightarrow \underbrace{(s + 1, \dots, s + 1)}_r, \underbrace{(s, \dots, s)}_{j-r}. \quad (50)$$

Equivalently, we have

$$\Lambda^{(j)} \rightarrow \left(\underbrace{\left[\frac{\Lambda}{j} \right], \dots, \left[\frac{\Lambda}{j} \right], \left\lfloor \frac{\Lambda}{j} \right\rfloor, \dots, \left\lfloor \frac{\Lambda}{j} \right\rfloor}_j \right) \quad (51)$$

and $r = 0$ if $[\Lambda/j] = \lfloor \Lambda/j \rfloor$.³

³ $\lfloor z \rfloor$ denotes the largest integer smaller than z and $\lceil z \rceil$ stands for the smallest integer larger than z .

The position at which the cluster of charge j is moved within the partition is determined by requiring the new sequence of numbers that results after the unfolding to be a weakly decreasing sequence, which, in addition, should satisfy the difference-2 condition at distance j :

$$\lambda_l - \lambda_{l+j} \geq 2. \quad (52)$$

Since $j \leq k - 1$, (52) ensures the validity of the condition (17) at every intermediate stage of the construction.

To illustrate this criterion, let us rework backward the above example $7^{(1)} 10^{(2)} 24^{(4)} 6^{(4)}$. The first step amounts to insert $10^{(2)}$ into the partition (7) (from the left) and unfold it into two parts; there are two insertion points: either $(7, 10^{(2)}) \rightarrow (7, 5, 5)$ or $(12^{(2)}, 5) \rightarrow (6, 6, 5)$. The second choice contradicts the condition (52) for $j = 2$: it generates a sequence of three parts that differs by 1. Taking thus the first choice (which does satisfy (52)), we now have to insert, into the partition $(7, 5, 5)$, the charge-4 cluster $24^{(4)}$. This cannot be placed after the second 5 or in-between the two 5 and then unfolded into four parts since, in each case, this would generate a non-weakly-decreasing sequence of integers. The insertion after the 7 leads to $(7, 28^{(4)}, 3, 3) \rightarrow (7, 7, 7, 7, 3, 3)$, which contradicts (52) for $j = 4$. The last choice is $(30^{(4)}, 5, 3, 3) \rightarrow (8, 8, 7, 7, 5, 3, 3)$, which is allowed. It only remains to insert $6^{(4)}$. This can be done after the second 3:

$$(8, 8, 7, 7, 5, 3, 3, 6^{(4)}) \rightarrow (8, 8, 7, 7, 5, 3, 3, 2, 2, 1, 1), \quad (53)$$

or in-between the 5 and 3:

$$(8, 8, 7, 7, 5, 10^{(4)}, 1, 1) \rightarrow (8, 8, 7, 7, 5, 3, 3, 2, 2, 1, 1), \quad (54)$$

both choices leading to the same result.

The insertion position is not necessarily unique but when there are two allowed choices, the resulting restricted partitions are equal [49], a point illustrated by the last step in the above example.

The bijection between restricted and multiple partitions is thus simple and systematic. Moreover it manifestly preserves the weight, as well as the charge, if the charge of a restricted partition is identified with the number of its parts.

4.4 The generating function for multiple partitions

As explained in Section 3.3.2, the enumeration of partitions with difference ($= 2$ there) condition at distance 1 can be handled very easily with the staircase trick. Quite fortunately, the parts of a multiple partition are precisely subject to a difference condition at distance 1: that this difference is generally larger than 2 does not prevent the applicability of the staircase trick. To demonstrate this, consider the partition $(\lambda_1, \dots, \lambda_m)$ such that $\lambda_i \geq \lambda_{i+1} + p$. Subtracting from this the staircase partition $((m-1)p, \dots, p, 0)$ and defining $\mu_i = \lambda_i - (m-i)p$, ones gets $\mu_i \geq \mu_{i+1}$, the defining condition for an ordinary partition.

Consider first the number of partitions $n^{(j)}$ with m_j parts satisfying (33). Allowing for the moment the value 0 for the last part, then each such partition is the sum of a partition with at most m_j parts to which we add the staircase with steps of height $2j$: $(2(m_j-1)j, \dots, 2j, 0)$. Since the staircase has weight $j m_j (m_j - 1)$, the sought-for generating function is

$$\frac{q^{j m_j (m_j - 1)}}{(q)_{m_j}}. \quad (55)$$

As already indicated, at this point we have not yet enforced the number of (non-zero) parts to be m_j since the last part of the staircase is 0. This is cured by the next step where the boundary condition $n_{m_j}^{(j)} \geq \Delta_j(a)$ is taken into account, with $\Delta_j(a)$ defined as

$$\Delta_j(a) = j + \max(j + a - k + 1, 0) + 2j(m_{j+1} + \cdots + m_{k-1}). \quad (56)$$

The condition $n_{m_j}^{(j)} \geq \Delta_j(a)$ is implemented by a shift of each part by $\Delta_j(a)$ (ensuring thereby the strict positivity of the last part since $\Delta_j(a) > 0$). This modifies the total weight by $m_j \Delta_j(a)$. The generating function becomes thus

$$\frac{q^{jm_j(m_j-1)+m_j\Delta_j(a)}}{(q)_{m_j}}. \quad (57)$$

By summing over all values of m_j for $j = 1, \dots, k-1$, one obtains the full generating function in the form precisely given by the multiple-sum expression in (15) – or in (30), with $i = k - a$. This is, by any standard, a very simple derivation.

5 ABF paths

In this section we introduce another type of paths, which we call the ABF_k paths. These are defined as the contour of the configurations appearing in the corner-transfer-matrix solution of the restricted-solid-on-solid (RSOS) model of Andrews-Baxter-Forrester in the regime II. These new paths are defined in Section 5.1. They are subdivided into classes specified by their initial vertical point as well as their relative charge sector, and each class is characterized by a ground state as shown in Section 5.2. This makes precise the notion of relative weight in definite sectors. The original weighting of the ABF_k paths is then shown to be expressible in terms of the B_{k-1} -type weight function in Section 5.3. This simple but key step is subsequently used to related ABF_k paths to multiple partitions in Section 5.4. Our central result, the bijective relation between the ABF_k and B_{k-1} paths, follows then rather directly, as detailed in Section 5.5.

5.1 Defining the ABF paths

ABF paths in regime II of the RSOS model of [5], referred to as the ABF_k paths for short, are defined as follows:⁴

Shape: A ABF_k path is a sequence of integral points (x, y) within the strip $0 \leq x \leq L$ and $0 \leq y \leq k$, with adjacent points (x, y) and $(x + 1, y \pm 1)$ linked by NE or SE edges.

Initial and end points: For a fixed value of k , the class of paths is specified by the initial point $y_0 = \ell$, with $0 \leq \ell \leq k$. ABF_k paths are required to terminate on the axis: the final point is thus $y_L = 0$.

A ABF_k path with initial point ℓ will be denoted $\text{ABF}_{k,\ell}$. An example of a $\text{ABF}_{4,2}$ path is illustrated in Fig. 9.

Contrary to B_{k-1} paths, the ABF_k ones have height up to k (and not $k - 1$) and they have no H edges. Moreover, they have finite length.

⁴The parameter k refers to the model's basic parameter r of [5], taken to be $k + 2$ here.

Weight: The *weight* \tilde{w} of a ABF_k path is

$$\tilde{w} = \sum_{x=1}^{L-1} \tilde{w}(x) \quad \text{where} \quad \tilde{w}(x) = \begin{cases} \frac{x}{2} & \text{if } x \text{ is an extremum of the path} \\ 0 & \text{otherwise.} \end{cases} \quad (58)$$

We stress that not only the peaks but also the valley positions do contribute to the weight. Also, as their explicit exclusion from the sum indicates, the initial and final points are not considered as local extrema. In Fig. 9, the vertices contributing to the weight are indicated by dots.

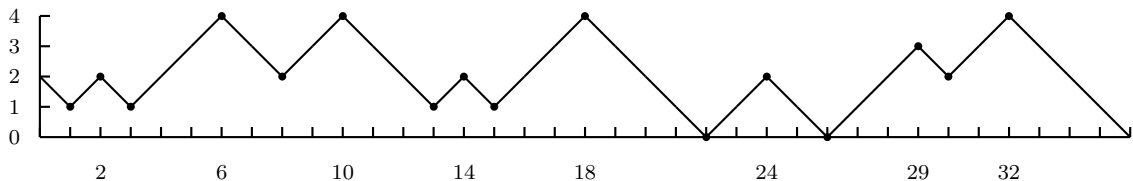
Charge: The charge of a peak is defined exactly as for B_{k-1} paths. Again, we will denote by m_j the number of peaks of charge j . The total charge of a path is:

$$\tilde{m} = \sum_{j=1}^k j m_j. \quad (59)$$

The length of a path is twice its total charge plus the initial point:

$$L = \ell + \sum_{j=1}^k 2j m_j = \ell + 2\tilde{m}. \quad (60)$$

Figure 9: The pictured $\text{ABF}_{4,2}$ path is the path of Fig. 2 truncated at $L = 36$, before the occurrence of the first H edge. The charge assignment of the peaks is given in Fig. 2. The weight is the half-sum of the horizontal positions of the dotted vertices: $\tilde{w} = (1 + 2 + \dots + 30 + 32)/2$. The total charge \tilde{m} is 17 and the length is $L = 2\tilde{m} + 2$.



5.2 The ground-state configuration

The absence of H edges in ABF_k paths brings a radical difference with B_{k-1} paths: there is no configuration with zero weight \tilde{w} . The ground-state for $\text{B}_{k-1,a}$ paths is described by the path composed of a SE edges followed by H edges and it has $w = 0$. In contrast, a ABF_k path of non-zero length necessarily has a number of peaks and valleys and these all contribute to the weight \tilde{w} . There is actually a unique path, called the **ground-state configuration**, which, for fixed values of ℓ and L , minimizes the weight.

Let us determine the shape of this ground-state path and thereby demonstrating its uniqueness. Given that all peak and valley positions do contribute to the weight, in order to minimize \tilde{w} , one should minimize the number of contributing vertices. This means that for a fixed length L , one should introduce as many peaks as possible having the maximal allowed charge, which is k . Recalling that $L = 2\tilde{m} + \ell$, we thus look for a path of total charge \tilde{m} with largest number of k -th components. Setting

$$\tilde{m} = pk + r, \quad 0 \leq r \leq k - 1, \quad (61)$$

this corresponds to the path with p peaks of charge k , plus a remaining portion of charge r . It is easily checked that this portion should lie at the beginning of the path. Indeed, given a fixed charge content, the weight is minimized by having the peaks ordered in increasing value of the charge from left to right. Compare for instance the weight of the configurations of Fig. 6 (a) and (e) viewed as ABF_k paths: they have respectively weight 4 and 8. (The situation in that regard is similar to that for B_{k-1} paths, despite the fact that the weight function is different here.) It only remains to describe the initial portion of charge r . Trying again to minimizing the number of contributing vertices, it is clear that this must correspond to a single peak of charge r . The ground-state path is now fully characterized; it is specified by ℓ and r and it will be denoted as $\text{gs}(\ell; r)$ and its weight as $\tilde{w}_{\text{gs}(\ell; r)}$.

All the weights in a class of paths must be defined relative to the ground-state configuration of that class. The paths in the class $(\ell; r)$ are thus naturally weighted by

$$\Delta\tilde{w} = \tilde{w} - \tilde{w}_{\text{gs}(\ell; r)}. \quad (62)$$

5.3 A new weight function

As a key step toward establishing the relation between ABF_k and B_{k-1} paths, we will now show that the relative weight $\Delta\tilde{w}$ can be computed in an alternative way, using the finitized version of the usual B-type weight function:

$$w = \sum_{x=1}^{L-1} w(x) \quad \text{where} \quad w(x) = \begin{cases} x & \text{if } x \text{ is the position of a peak,} \\ 0 & \text{otherwise,} \end{cases} \quad (63)$$

to read

$$\tilde{w} - \tilde{w}_{\text{gs}(\ell; r)} = w - w_{\text{gs}(\ell; r)}. \quad (64)$$

The proof of (64) proceeds as follows. This equality is obviously true for the special path $\text{gs}(\ell; r)$ (but notice that $\tilde{w}_{\text{gs}(\ell; r)} \neq w_{\text{gs}(\ell; r)}$). Now, any configuration can be obtained from $\text{gs}(\ell; r)$ by combining the two length preserving elementary operations:

1. Change the charge content by breaking a peak of charge s into two peaks of charge j and $s - j$.
2. Keep the charge content fixed and displace a peak of charge $j \leq k - 1$ by one unit.

We will verify that the modification in the weight, resulting from these two operations, is the same whether it is computed from either side of (64).

Let us first compare the weight of a peak with respect to that of two peaks with same total charge s and located in-between the same initial and final positions, respectively x and $x + 2s$. Consider first a single peak of height s centered at $x + s$ and ignore the contribution of the two minima at x and $x + 2s$ in \tilde{w} since they cancel in this computation. We have, using the cluster notation:

$$(s + x)^{(s)} : \quad \tilde{w}_1 = \frac{1}{2}(s + x), \quad w_1 = s + x. \quad (65)$$

Compare this with the weight of the path described by a peak of height j at $j + x$ followed by a peak of weight $s - j$ at $s + j + x$:

$$(s + j + x)^{(s-j)}(j + x)^{(j)} : \quad \tilde{w}_2 = \frac{1}{2}(s + 4j + 3x), \quad w_2 = s + 2j + 2x. \quad (66)$$

The two differences are thus

$$\tilde{w}_2 - \tilde{w}_1 = 2j + x \quad \text{and} \quad w_2 - w_1 = 2j + x \quad \Rightarrow \quad \Delta\tilde{w} = \Delta w . \quad (67)$$

Iterating this procedure, one can break a peak into more than two peaks of lower charges and at each step we will preserve (64).

Consider now a configuration with given values $\{m_j\}$ obtained from $\text{gs}(\ell; r)$ by iterating the operation 1. Other configurations with the same charge content can be generated from this one by a sequence of basic displacements of the peaks of charge $j \leq k - 1$ in either direction. These displacements can be in the positive or negative directions since the starting configuration is not necessarily the minimal-weight configuration for that charge content. Consider then the displacement of a peak by one unit toward the right (the result is similar for a displacement toward the left). The weight \tilde{w} changes by 1 since the peak and the adjacent displaced minimum (either the one just at its right if the height of the peak increases or at its left otherwise) both increase by 1. See for instance Fig. 6 (a)-(e). Similarly, the weight w is increased by 1 since the peak position is increased by 1. Therefore, a combination of such peak displacements always satisfies (64). This completes the proof of the relation (64).

5.4 ABF paths and multiple partitions

An immediate consequence of the possible weighting of the ABF_k paths by means of the usual B_{k-1} weight function is that we can now associate a multiple partition to a ABF_k path [47]. The only difference with the multiple partition $\mathcal{N}^{[k-1]}$ obtained from a B_{k-1} path is that now there is an extra constituent partition due to the presence of peaks (clusters) of charge k . Let the resulting multiple partition be denoted as $\tilde{\mathcal{N}}^{[k]}$, i.e.,

$$\tilde{\mathcal{N}}^{[k]} = (\tilde{n}^{(1)}, \tilde{n}^{(2)}, \dots, \tilde{n}^{(k-1)}, \tilde{n}^{(k)}) \quad \text{with} \quad \tilde{n}^{(j)} = (\tilde{n}_1^{(j)}, \dots, \tilde{n}_{m_j}^{(j)}) . \quad (68)$$

Again these parts satisfy the condition

$$\tilde{n}_l^{(j)} \geq \tilde{n}_{l+1}^{(j)} + 2j , \quad (69)$$

which is the same as (33) but now for $1 \leq j \leq k$. The boundary condition reads

$$\tilde{n}_{m_j}^{(j)} \geq j + \max(j + \ell - k, 0) + 2j(m_{j+1} + \dots + m_k) , \quad (70)$$

which is (34) but with $a \rightarrow \ell$ and $k - 1 \rightarrow k$ (the allowed height of a peak being now k instead of $k - 1$), and again $1 \leq j \leq k$. But there is a novelty here which is caused by the finiteness of the length, or more precisely, the absence of H edges. This induces the following upper bound on the parts:⁵

$$\tilde{n}_1^{(j)} \leq -j + \ell + 2[jm_j + (j + 1)m_{j+1} + \dots + km_k] . \quad (71)$$

Let us then see how the bound (71) arises from the path connectivity, that is, the requirement that the charge complexes must be in contact. All possible paths are obtained from the minimal-weight configuration by displacing the peaks of charge $\leq k - 1$ toward the right in all possible ways. There is thus certainly a path whose rightmost peak has charge j and which forms a charge complex by itself. Its x -position would then be L minus half the particle diameter, which is j . This maximal x -value is clearly a consequence of the required

⁵This corrects an error in the second equation of (35) in [47].

path connectivity. Consider then the multiple partition associated to this specific path and determine the resulting constraints. The largest weight that a cluster of charge j can have is obtained by moving the cluster $\tilde{n}_1^{(j)}$ in the leftmost position within the multiple partition viewed as a sequence of clusters, that is, by moving $\tilde{n}_1^{(j)}$ before all clusters of lower charges. This increases its weight by $2[(j-1)m_{j-1} + \dots + m_1]$. The resulting number, which corresponds to the rightmost x -position of a peak of charge j in the ABF_k path, must be $L-j$ (since by assumption, we are dealing with the precise multiple partition describing this path). In general, the path corresponding to a given multiple partition does not have its rightmost peak of charge j at this maximal allowed position $L-j$. Therefore, $L-j$ must be viewed as an upper bound for $\tilde{n}_1^{(j)} + 2\sum_{i=1}^{j-1} im_i$:

$$\tilde{n}_1^{(j)} + 2\sum_{i=1}^{j-1} im_i \leq L-j = 2\sum_{i=1}^k im_i + \ell - j, \quad (72)$$

and this indeed reduces to (71).

The combination of the inequalities (69), (70) and (71) entails a special consequence for the parts of the k -th partition in $\tilde{\mathcal{N}}^{[k]}$: these parts are always of the form

$$\tilde{n}^{(k)} = ((2m_k - 1)k + \ell, \dots, 3k + \ell, k + \ell). \quad (73)$$

This is seen as follows. Iterating (69) and using (70), both applied to $j = k$, one has

$$\tilde{n}_1^{(k)} \geq \tilde{n}_{m_k}^{(k)} + 2k(m_k - 1) \geq k + \ell + 2k(m_k - 1), \quad (74)$$

while (71) implies

$$\tilde{n}_1^{(k)} \leq -k + \ell + 2km_k. \quad (75)$$

Both together they enforce

$$\tilde{n}_1^{(k)} = \ell + k(2m_k - 1), \quad (76)$$

as announced. Similarly, by combining this expression with the first inequality in (74),

$$k + \ell \leq \tilde{n}_{m_k}^{(k)} \leq \tilde{n}_1^{(k)} - 2k(m_k - 1) = -k + \ell + 2km_k - 2k(m_k - 1) = k + \ell, \quad (77)$$

one gets $\tilde{n}_{m_k}^{(k)} = k + \ell$. With the difference between the first and the last part saturating the minimal allowed bound, the other parts are also completely determined by (69) to the values given in (73).

Let us illustrate this with the $\text{ABF}_{4,2}$ path of Fig. 9, whose description in terms of a sequence of clusters reads

$$32^{(4)} 29^{(1)} 24^{(2)} 18^{(3)} 14^{(1)} 10^{(2)} 6^{(3)} 2^{(1)}. \quad (78)$$

Displacing the charge-4 cluster to the far right using (36) reduces its weight to 6, which is indeed $k + \ell = 4 + 2$.

That clusters of charge k are in a sense redundant for the description of the $\tilde{\mathcal{N}}^{[k]}$ multiple partition suggests that they could be eliminated. The systematization of this procedure is the strategy underlying the bijection between ABF_k and B_{k-1} paths.

5.5 Bijective relation between ABF and Bressoud paths

5.5.1 From ABF_k to B_{k-1} paths

The transformation of a ABF_k path into a B_{k-1} one is very simple [47]: transform the ABF_k path into the multiple partition $\tilde{\mathcal{N}}^{[k]}$, reorder the clusters of charge k to the far left (where they form the partition denoted by $\tilde{n}^{(k)}$) and drop them. This generates a multiple partition $\mathcal{N}^{[k-1]}$:

$$\tilde{\mathcal{N}}^{[k]} = (\tilde{n}^{(1)}, \dots, \tilde{n}^{(k-1)}, \tilde{n}^{(k)}) \rightarrow (\bar{n}^{(k)}, n^{(1)}, \dots, n^{(k-1)}) \rightarrow (n^{(1)}, \dots, n^{(k-1)}) = \mathcal{N}^{[k-1]}, \quad (79)$$

from which a B_{k-1} path is constructed.

It only remains to clarify the issue of the initial point, that is, to determine the relation between ℓ and a . By eliminating the peaks of charge k , all portions in the bulk of the path lying in the region $k-1 \leq y \leq k$ disappear. Indeed, such sections necessarily result from peaks of charge k , possibly penetrated by peaks of lower charges. However, when $\ell > 0$, the ABF_k path can still reach the height k in the first charge complex, delimited at its left by the vertical axis, in spite of being composed of peaks of charge $< k$. The proper way to transform this portion of the path, without affecting its charge content, is simply to reduce the initial point by 1: the height of the whole initial complex is thus decreased by 1, rendering the height k out of reach. The final SE edge of the complex is transformed into a H edge in the B_{k-1} path. (This is illustrated in Fig. 10 below.) Therefore, the prescription is to replace ℓ by $a = \ell - 1$, or more precisely, since a must be non-negative, to let

$$a = \max(\ell - 1, 0). \quad (80)$$

For $\ell \geq 1$, this relation ensures the identity:

$$\max(j + \ell - k, 0) = \max(j + a - k + 1, 0), \quad (81)$$

that relates the boundary conditions (70) and (34) for the multiple partitions $\tilde{\mathcal{N}}^{[k]}$ and $\mathcal{N}^{[k-1]}$ respectively, confirming the correctness of the reduction process (79). Note that for this relation to make sense, the range of the charge-label j must be the same in both sides, which means that the equality should be restricted to $j \leq k-1$, hence after the removal of the charge- k clusters. Interpreted in this way, it also applies to the case $\ell = 0$.

Note that $\ell = 0$ and 1 are both related to $a = 0$. Therefore $\text{ABF}_{k,1}$ and $\text{ABF}_{k,0}$ paths are both transformed into $\text{B}_{k-1,0}$ paths. Accordingly, we do not have a genuine injection between $\text{ABF}_{k,\ell}$ and $\text{B}_{k-1,a}$ paths since from $\ell = 0, 1$ to $a = 0$, the relation is 2 to 1. To recover an injective relationship, one could simply prevent ℓ from being equal to either 0 or 1.

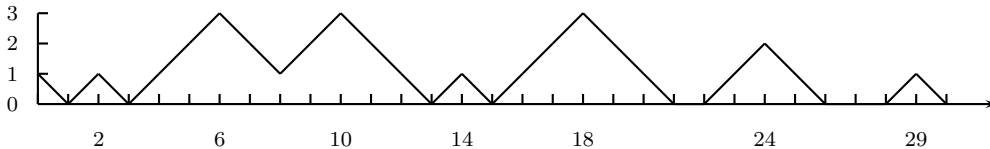
In practice, to find the B_{k-1} path corresponding to a given ABF_k one, the construction of the intermediate multiple partitions can be bypassed. Instead, we can work directly with the sequence of clusters/peaks representing the ABF_k paths. To get $\text{ABF}_k \rightarrow \text{B}_{k-1}$, we thus move all charge- k clusters to the left of the ABF_k cluster sequence, drop them, and reorder the remaining clusters so that they represent a B_{k-1} path. Indeed, displacing the charge- k clusters at the left of the $\tilde{\mathcal{N}}^{[k]}$ multiple partition associated to the ABF_k path or at the left of the sequence of peaks describing the ABF_k path are clearly equivalent. Working directly with the sequence of peaks is likely to involve a smaller number of interchange operations in the reconstruction of the B_{k-1} path since we already start with a sequence that satisfy the path characteristics. It should be stressed however that moving a cluster of charge k within a sequence of lower-charge clusters representing peaks will generally destroy their peak

interpretation since, by means of the exchange operation, the weights are not all increased by the same amount. The increase depends upon the individual charge and consequently, the relative weights/distances between the clusters/peaks are modified. As a result, a number of interchanges is usually required to recover a B_{k-1} path.

Let us illustrate the transformation $ABF_k \rightarrow B_{k-1}$ following the procedure just described. The $ABF_{4,2}$ path of Fig. 9 presents a very simple example in that respect since there is only a single charge-4 cluster and it is already at the left in the sequence – cf. eq. (78). Therefore, one simply has to drop it. Since this operation does not involve any interchange, the weight of the remaining clusters are not changed, and as a result no reordering is required for these to represent a path. The outcoming $B_{3,1}$ path is presented in Fig. 10. It should be clear, however, that the relative triviality of this example is somehow built in the short-cut used in the procedure, in which the intermediate construction of the multiple partitions $\tilde{\mathcal{N}}^{[k]}$ and $\mathcal{N}^{[k-1]}$ is avoided. Manifestly, the main role of the multiple partitions in the present context is to structure the argument underlying the path correspondence.

Finally, let us further qualify the injective nature of the correspondence, this times in regard to the length variable. Recall that the Bressoud paths have infinite length while the ABF ones have finite length. To a given ABF_k path with finite length, we can associate an infinite number of equivalent paths by adding an arbitrary number of peaks of charge k at the end of the path. All these paths have lengths differing by multiples of $2k$ (but they all have the same relative weight). Manifestly, k -peaks added to the path's tail play no role in the correspondence. This is made particularly clear in the short-cut procedure, in which they are directly dropped. There are thus actually infinitely many ABF_k paths related to single B_{k-1} one. However, we can single out a representative among the class of equivalent ABF_k paths. A convenient choice is the path with shortest length, meaning with no charge- k peak at its right. Alternatively, the ABF_k representative can be chosen to be the one of infinite length.

Figure 10: The $B_{3,1}$ path associated to the $ABF_{4,2}$ path of Fig. 9. The H edge between 21 and 22 results from a change of the vertical point, from 2 to 1. The end of this H edge marks the position of the right extremity of the first charge complex in the original $ABF_{4,2}$ path. The two H edges between 26 and 28 are caused by the removal of the peak of charge 4. Clearly, the values of the m_j for $1 \leq j \leq 3$ are unaffected.



5.5.2 From B_{k-1} to ABF_k paths

We have thus shown how to relate a $ABF_{k,\ell}$ path to a $B_{k-1,a}$ one. Let us now describe the reverse procedure [47]. This amounts to transform a multiple partition $\mathcal{N}^{[k-1]}$, that describes a path where H edges are allowed, into a $\tilde{\mathcal{N}}^{[k]}$ multiple partition, containing additional peaks of charge k in sufficient number for the associated path to be connected. Recall however that if $a > 0$, the first H edge, the one closest to the origin, will disappear by the mere lifting of the vertical point by 1.

The first step is thus to run (79) in reverse direction:

$$\mathcal{N}^{[k-1]} = (n^{(1)}, \dots, n^{(k-1)}) \rightarrow (\bar{n}^{(k)}, n^{(1)}, \dots, n^{(k-1)}) \rightarrow (\tilde{n}^{(1)}, \dots, \tilde{n}^{(k-1)}, \tilde{n}^{(k)}) = \tilde{\mathcal{N}}^{[k]}. \quad (82)$$

The form of $\tilde{n}^{(k)}$ being fixed by (73), that of $\bar{n}^{(k)}$ is also fixed:

$$\bar{n}^{(k)} = ((2m_k - 1)k + 2m + \ell, \dots, 3k + 2m + \ell, k + 2m + \ell), \quad (83)$$

where m is the total charge of the original B_{k-1} path:

$$m = \sum_{j=1}^{k-1} jm_j. \quad (84)$$

Recall also that ℓ is fixed by a unless $a = 0$, in which case ℓ can either be 0 or 1. What is not fixed so far, however, is the value of m_k . This, we remind, is determined by requiring the corresponding ABF_k path, with initial point ℓ , to be free of H edges. This is the same as enforcing the bound (71), using the fact that $\tilde{n}^{(j)}$ and $n^{(j)}$ are related by

$$\tilde{n}^{(j)} = n^{(j)} - 2jm_k. \quad (85)$$

In terms of the original $\mathcal{N}^{[k-1]}$ data (but keeping ℓ since it is not completely fixed by a), the bound (71) reads:

$$n_1^{(j)} - 2jm_k \leq -j + \ell + 2[jm_j + (j+1)m_{j+1} + \dots + km_k]. \quad (86)$$

Isolating m_k yields:

$$m_k \geq \left\lceil \frac{n_1^{(j)} + j - \ell - 2[jm_j + \dots + (k-1)m_{k-1}]}{2(k-j)} \right\rceil. \quad (87)$$

Since this condition must hold for all values of $1 \leq j \leq k-1$, this fixes m_k to be

$$m_k = \max \left(\left\lceil \frac{n_1^{(j)} + j - \ell - 2[jm_j + \dots + (k-1)m_{k-1}]}{2(k-j)} \right\rceil, 1 \leq j \leq k-1 \right). \quad (88)$$

By construction, the length is fixed to be $L = 2m + 2km_k + \ell = 2\tilde{m} + \ell$, which thereby fixes the value of r (to $\lfloor (L - \ell)/2k \rfloor$). This is needed to get $\text{gs}(\ell; r)$ and hence $w_{\text{gs}(r; \ell)}$, which enters in the determination of the relative weight.

Take the example of the $B_{3,0}$ path of Fig. 8, for which the multiple partition is given by (39). We look for the corresponding $AFB_{4,0}$ path, that is, we choose $\ell = 0$. The value of m_4 is

$$m_4 = \max \left(\left\lceil \frac{-2}{6} \right\rceil, \left\lceil \frac{0}{4} \right\rceil, \left\lceil \frac{2}{2} \right\rceil \right) = \max(0, 0, 1) = 1. \quad (89)$$

Consider then the addition of the cluster $24^{(4)}$ (this value of the weight is fixed by (83) with $n + 2m + \ell = 4 + 2(10) + 0$) to the left of the sequence of clusters representing the path of Fig. 8 (here we again bypass the construction of the multiple partitions). The sequence of operations leading to the reconstruction of the $AFB_{4,0}$ path is described as follows (indicating again in bold the clusters that have been interchanged):

$$\begin{array}{ccccccc} 24^{(4)} & 19^{(3)} & 15^{(1)} & 12^{(1)} & 10^{(2)} & 6^{(1)} & 3^{(2)} \\ \mathbf{25}^{(3)} & \mathbf{17}^{(1)} & \mathbf{14}^{(1)} & \mathbf{14}^{(2)} & \mathbf{10}^{(4)} & 6^{(1)} & 3^{(2)} \\ 25^{(3)} & 17^{(1)} & \mathbf{16}^{(2)} & \mathbf{12}^{(1)} & 10^{(4)} & 6^{(1)} & 3^{(2)} \\ 25^{(3)} & \mathbf{18}^{(2)} & \mathbf{15}^{(1)} & 12^{(1)} & 10^{(4)} & 6^{(1)} & 3^{(2)} \end{array} \quad (90)$$

In the first step, the cluster of charge 4 is placed in-between the peaks at position 10 and 6, a tentative positioning motivated by the location of the rightmost H edge in the $B_{3,0}$ path. The initial portion $10^{(4)}6^{(1)}3^{(2)}$ of the $AFB_{4,0}$ path under construction is then seen to be correct, that is, it involves no H edges (cf. Fig. 11 for $0 \leq x \leq 10$). In the next step we reorder $14^{(1)}14^{(2)} \rightarrow 16^{(2)}12^{(1)}$ and finally $17^{(1)}16^{(2)} \rightarrow 18^{(2)}15^{(1)}$. The resulting path is displayed in Fig. 11.

Still for the example of the $B_{3,0}$ path of Fig. 8, let us consider now the case $\ell = 1$ and determine the corresponding $AFB_{4,1}$ path. The value of m_4 is again 1 as:

$$m_4 = \max \left(\left\lceil \frac{-3}{6} \right\rceil, \left\lceil \frac{-1}{4} \right\rceil, \left\lceil \frac{1}{2} \right\rceil \right) = \max (0, 0, 1) = 1. \quad (91)$$

The added cluster is $25^{(4)}$ (the previous weight 24 being augmented by $\ell = 1$ – cf. (83)). The sequence of operations is now simply

$$\begin{array}{ccccccccc} 25^{(4)} & 19^{(3)} & 15^{(1)} & 12^{(1)} & 10^{(2)} & 6^{(1)} & 3^{(2)} & & \\ \mathbf{25^{(3)}} & \mathbf{19^{(4)}} & 15^{(1)} & 12^{(1)} & 10^{(2)} & 6^{(1)} & 3^{(2)}, & & \end{array} \quad (92)$$

that is, the cluster of charge 4 is moved to the second position. The resulting path is displayed in Fig. 12. Note that by reversing the procedure, the two paths of Fig. 11 and 12 are both related to the same $B_{3,0}$ path of Fig. 8.

Figure 11: The $AFB_{4,0}$ path associated to the $B_{3,0}$ path of Fig. 8.

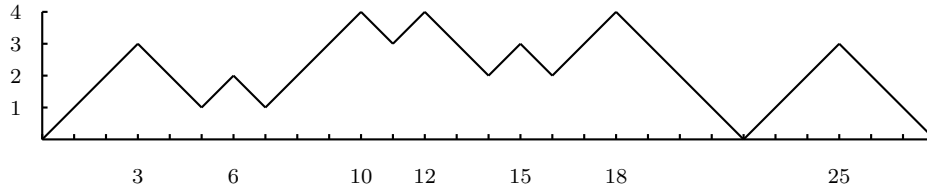
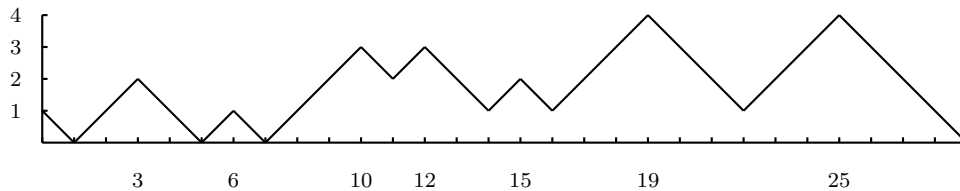


Figure 12: The $AFB_{4,1}$ path associated to the $B_{3,0}$ path of Fig. 8. The length of this path, compared with that of Fig. 11, is increased by 1 since $\ell = 1$. We also observe that the position of the peak of charge 4 is different in the two pictures (it is the third peak from the left in Fig. 11 and the sixth one here).



The ABF_k path resulting from this construction is the one with the shortest length among the class of equivalent ABF_k paths, differing by the length of their tail composed of peaks of charge k (cf. the remark ending the previous subsection). If the number of added charge- k clusters is larger than the minimum value given in (88) – for instance, these extra peaks could be required to match a predetermined length –, then the supernumerary ones remain at the left of the sequence, meaning that they lie at the right of the path.

6 Paths, partitions and the \mathcal{Z}_k parafermionic models

In this section, we show how our paths and partitions do provide a combinatorial description of the states in irreducible modules of the \mathcal{Z}_k parafermionic models. In Section 6.1 we present some elements of the parafermionic theories [76] that suffice to make comprehensible the specification of the two bases of states that are introduced in Sections 6.2 and 6.3.

6.1 The \mathcal{Z}_k parafermionic models

6.1.1 General characteristics of the parafermionic algebra

The parafermionic conformal algebra is spanned by $k - 1$ parafermionic fields $\psi_\rho = \psi_{k-\rho}^\dagger$, $\rho = 0, 1, \dots, k - 1$, with dimension

$$h_{\psi_\rho} = \rho \left(1 - \frac{\rho}{k} \right). \quad (93)$$

Note that $\psi_0 = I$, the identity field. The defining OPEs are [76]:

$$\psi_\rho(z) \psi_\sigma(w) \sim \frac{c_{\rho,\sigma}}{(z-w)^{2\rho\sigma/k}} \left[\psi_{\rho+\sigma}(w) + \frac{\rho}{\rho+\sigma} (z-w) \partial \psi_{\rho+\sigma}(w) + \dots \right] \quad (\rho + \sigma \leq k), \quad (94)$$

$$\psi_\rho(z) \psi_\rho^\dagger(w) \sim \frac{1}{(z-w)^{2\rho(k-\rho)/k}} \left[I + (z-w)^2 \frac{2h_{\psi_\rho}}{c} T(w) + \dots \right]. \quad (95)$$

The structure constants $c_{\rho,\sigma}$ are fixed by associativity [76] but their values will not be needed. The central charge is $c = 2(k-1)/(k+2)$. The first OPE exhibits the cyclic \mathcal{Z}_k symmetry and the second one indicates that the Virasoro algebra lies in the enveloping parafermionic algebra.

By the parafermionic algebra we refer to the algebra generated by the parafermionic modes. However, its formulation is somewhat tricky. At first, the decomposition of the parafermionic fields in modes depends upon the charge of the field on which they act. Normalizing the charge by setting that of ψ_ρ to be 2ρ , the mode decomposition of ψ_ρ and ψ_ρ^\dagger acting on an arbitrary field ϕ_q of charge q reads [76]:

$$\psi_\rho(z) \phi_q(0) = \sum_{m=-\infty}^{\infty} z^{-\rho q/k - m - \rho} A_{m + \frac{\rho(\rho+q)}{k}}^{(\rho)} \phi_q(0) \quad (96)$$

$$\psi_\rho^\dagger(z) \phi_q(0) = \sum_{m=-\infty}^{\infty} z^{\rho q/k - m - \rho} A_{m + \frac{\rho(\rho-q)}{k}}^{(\rho)\dagger} \phi_q(0). \quad (97)$$

A second difficulty is that the commutation relations resulting from the OPE are actually generalized commutation relations, expressed in the form of infinite series [60, 76]. The explicit form of these commutation relations will not be needed here (but they are obviously required for the derivation of the quoted results) and can be found in [76, 40, 43].

To lighten the notation, it is convenient to omit the fractional part of the modes. It is easily recovered, being fixed unambiguously by the charge of the state on which the corresponding operator acts. In order to keep in mind the omission their fractional modes, the operators will be indicated by calligraphic symbols, i.e., [40, 41]:

$$\mathcal{A}_n^{(\rho)} |\phi_q\rangle \equiv A_{n + \frac{\rho(\rho+q)}{k}}^{(\rho)} |\phi_q\rangle. \quad (98)$$

6.1.2 Parafermionic highest-weight modules

The spectrum of the parafermionic theory is specified by its primary fields. The parafermionic primary fields φ_ℓ are labelled by their charge ℓ , with $\ell = 0, \dots, k-1$, and they have conformal dimension [76]:

$$h_\ell = \frac{\ell(k-\ell)}{2k(k+2)}. \quad (99)$$

To each primary field, there corresponds a highest-weight state $|\varphi_\ell\rangle$. In particular, $|0\rangle = |\varphi_0\rangle$. The parafermionic highest-weight conditions read

$$\mathcal{A}_n|\varphi_\ell\rangle = \mathcal{A}_{n+1}^\dagger|\varphi_\ell\rangle = 0 \quad \text{for } n \geq 0, \quad (100)$$

where $\mathcal{A} \equiv \mathcal{A}^{(1)}$.

The module over $|\varphi_\ell\rangle$ can be decomposed into a finite sum of modules with specific relative charge $2r$, defined modulo $2k$, in which all states have conformal dimensions differing by integers. The highest-weight state $|\varphi_\ell^{(r)}\rangle$ in the module of relative charge $2r$ (and due to the field identifications, it suffices to consider the case where $0 \leq r \leq k-\ell-1$ [40]) has dimension:

$$h_\ell^{(r)} = h_\ell + \frac{r(k-\ell-r)}{k}. \quad (101)$$

$|\varphi_\ell^{(r)}\rangle$ actually corresponds to the state $\mathcal{A}_{-1}^r|\varphi_\ell\rangle$ – which, we stress, is not a parafermionic highest-weight state when $r \neq 0$. The states in the submodule of relative charge $2r$ are described by sequences of $p+r$ \mathcal{A} and p \mathcal{A}^\dagger modes, for all values of p .⁶ The two types of modes can be ordered separately and their negated modes correspond to weakly decreasing sequences of positive or non-negative integers respectively. Without further constraints, this defines the Verma module [40]. However, the parafermionic module with highest-weight state $|\varphi_\ell\rangle$ has an infinite number of singular vectors, the two primitive ones being

$$\mathcal{A}_{-1}^{k-\ell+1}|\varphi_\ell\rangle \quad \text{and} \quad (\mathcal{A}_0^\dagger)^{\ell+1}|\varphi_\ell\rangle. \quad (102)$$

The irreducible modules can be described by an inclusion-exclusion procedure, where the successive exclusions and inclusions take care of the removal of the singular vectors, and the subsequent corrections resulting from the overlap of their submodules. This procedure is worked out in [40]. The resulting character is an infinite alternating sum of Verma characters, which can be written in the concise form (cf. eqs (1.9) and (1.10) of [36] but renormalized here so that $\chi_{\ell,r}^{(k)}(0) = 1$):

$$\chi_{\ell,r}^{(k)}(q) = q^{-\frac{(\ell+1)^2}{4(k+2)}-r} \sum_{j=-\infty}^{\infty} q^{(k+2)\left(j+\frac{\ell+1}{2(k+2)}\right)^2} \left\{ V_{r-j(k+2)}(q) - V_{r+\ell+1+(k+2)j}(q) \right\} \quad (103)$$

where V_t is the Verma character, given by

$$V_t(q) = \sum_{j=0}^{\infty} \frac{q^{j+t}}{(q; q)_j (q; q)_{j+t}}. \quad (104)$$

Such an alternating-sign character formula, deduced by the chiral algebra representation theory, is dubbed bosonic in [53].

⁶Note that because the Virasoro algebra lives in the parafermionic enveloping algebra, Virasoro modes are not required; this is akin to the description of affine Lie algebra modules – see for instance [21].

6.2 Parafermionic quasi-particle basis and restricted partitions

6.2.1 Formulation of a first quasi-particle basis

Given that $\psi_1^\dagger \sim \psi_1^{k-1}$, it is reasonable to expect that the parafermionic states, naturally expressed in terms of the modes of \mathcal{A} and \mathcal{A}^\dagger , could all be described solely in terms of the \mathcal{A} operators (which, we recall, are the modes of ψ_1). The quasi-particle basis of the \mathcal{Z}_k parafermionic models – by which we refer to a description of the states that is free of singular vectors – is precisely of this type [59, 41]. States in the highest-weight module $|\varphi_\ell\rangle$ are given by strings of \mathcal{A} operators ordered in weakly decreasing values of minus the mode indices:

$$\mathcal{A}_{-n_1}\mathcal{A}_{-n_2}\cdots\mathcal{A}_{-n_m}|\varphi_\ell\rangle, \quad n_i \geq n_{i+1} \geq 1. \quad (105)$$

Again, all these states can be organized into modules with specific relative charge, those with relative charge $2r$ being selected by the condition:

$$m = r \bmod k. \quad (106)$$

The \mathcal{Z}_k invariance puts constraints on the modes of k consecutive operators. This invariance translates into the condition $(\psi_1)^k \sim I$, which entails a linear relation for sequences of k adjacent \mathcal{A} modes. To recover linear independence, one state must be removed at every level (meaning minus the sum of the k modes). For this procedure to be consistent, all ordered sequences of \mathcal{A} operators that contain any one of the following k -string [59, 41]

$$(\mathcal{A}_{-(n+1)})^{k-i}(\mathcal{A}_{-n})^i \quad (i = 0, \dots, k-1, \quad n > 0), \quad (107)$$

must be forbidden. These are those k -strings which have mode indices ‘as equal as possible’, namely, which they differ by at most 1. To be explicit: for $k = 3$, this amounts to forbid any string of states of the form (105) that contains one of the following 3-strings:

$$\mathcal{A}_{-n}\mathcal{A}_{-n}\mathcal{A}_{-n}, \quad \mathcal{A}_{-(n+1)}\mathcal{A}_{-n}\mathcal{A}_{-n}, \quad \mathcal{A}_{-(n+1)}\mathcal{A}_{-(n+1)}\mathcal{A}_{-n}. \quad (108)$$

This restriction rule is equivalent to the difference-2 condition at distance $k-1$ for the mode indices negated [59, 41]:

$$n_j - n_{j+k-1} \geq 2. \quad (109)$$

We stress that this exclusion rule is of a combinatorial nature: the excluded states do not identically vanish.

There is an additional constraint that distinguishes the different highest-weight modules. This comes from the singular vector $\mathcal{A}_{-1}^{k-\ell+1}|\varphi_\ell\rangle$ (cf. (102)), the unique singular vector expressed solely in terms of the \mathcal{A} modes. In a quasi-particle basis, such a state should be removed by an exclusion condition rather than a mere subtraction. The proper way to implement this condition is to enforce a constraint on the maximal number of \mathcal{A}_{-1} factors at the right end of the string, namely, that there can be at most $(k-\ell)$ \mathcal{A}_{-1} operators. This constraint is fully captured by the condition:

$$n_{m-k+\ell} \geq 2, \quad (110)$$

(recall that m stands for the total number of \mathcal{A} operators in the string – cf. (105)). Note that when $\ell = 0$ or 1 , the condition (110) is superfluous, being taken into account by the restrictions (109).

The basis of states of the highest-weight module $|\varphi_\ell\rangle$ with relative charge $2r$ is thus obtained from all states of the form (105), for all $m = r \bmod k$, and subject to the restrictions (109) and (110).

The defining conditions on this basis are precisely those for the restricted partitions, namely (17) and (18), with i , in the latter expression, related to ℓ by

$$i = \min(k, k - \ell + 1), \quad (111)$$

where the minimum takes into account the upper bound $i \leq k$.

In a path description, the full irreducible module $|\varphi_\ell\rangle$ is generated by all $B_{k-1,a}$ paths starting at the vertical value $a = k - i$, i.e., $a = \max(\ell - 1, 0)$ (cf. 80). The paths describing the sector of relative (parafermionic) charge $2r$ are those whose total (path) charge $\sum_j j m_j = m$ is equal to $r \bmod k$. (Note that with the standard normalizations used here, the path charge is half the parafermionic charge.)

At this point, the states in the modules $\ell = 0$ and $\ell = 1$ are described by the same $B_{k-1,0}$ paths or the same restricted partitions (with $i = k$). The degeneracy is lifted by the following correction.

6.2.2 The conformal dimension of a parafermionic state

So far we have associated a string of parafermionic modes with a partition. This relation neglects the fractional part of the parafermionic modes. But this piece, as we already indicated, is completely fixed by the number of acting operators and the charge ℓ of the module under consideration. Therefore, this omission cannot spoil the 1-1 correspondence between states and partitions. However, it matters for the determination of the conformal dimension of the state. Once this correction is made, the two modules $\ell = 0$ and $\ell = 1$ (which, as just noticed, are described by the same $B_{k-1,0}$ paths and the same restricted partitions) are distinguished.

Reinserting the charge-dependent fractional part of each mode in (105), one has

$$A_{-n_1 + \frac{(1+2(m-1)+\ell)}{k}} \cdots A_{-n_{m-1} + \frac{(3+\ell)}{k}} A_{-n_m + \frac{(1+\ell)}{k}} |\varphi_\ell\rangle. \quad (112)$$

The fractional parts add up to

$$F = \frac{1}{k} \sum_{j=0}^{m-1} (1 + 2j + \ell) = \frac{m}{k} (m + \ell). \quad (113)$$

The dimension of the string (105) is thus

$$h(m) = \sum_{j=1}^m n_j - \frac{m}{k} (m + \ell). \quad (114)$$

F is thus the correcting factor that needs to be subtracted to each B_{k-1} path to match the relative conformal dimension of the corresponding parafermionic state (105). Note that it only depends upon the total parafermionic charge $2m$. With the above expression of F , we check that all states with $m = r \bmod k$ have conformal dimension differing by integers, as it should.

Finally, in order for the dimension of the descendants in a module with specified value of r to correspond to the conformal dimension relative to its top state $|\varphi_\ell^{(r)}\rangle$, we need to subtract

the contribution of the string \mathcal{A}_{-1}^r which maps the highest-weight state $|\varphi_\ell\rangle$ to $|\varphi_\ell^{(r)}\rangle$, that is,

$$\Delta h = h(m) - (h_\ell^{(r)} - h_\ell) = \sum_{j=1}^m n_j - \frac{m}{k}(m + \ell) - \left(r - \frac{r}{k}(r + \ell)\right). \quad (115)$$

6.2.3 A detailed example: states in the \mathcal{Z}_3 vacuum module

Let us exemplify the description of states in terms of restricted partitions for the \mathcal{Z}_3 model. Let us designate a state of the form (105) by the partition

$$(n_1, \dots, n_m)_{\gamma_{m,r,\ell}}, \quad (116)$$

where the index $\gamma_{m,r,\ell}$, defined as

$$\gamma_{m,r,\ell} = \frac{1}{k}(m - r)(m + r + \ell) + r, \quad (117)$$

indicates the number that needs to be *subtracted* from the partition weight (= the sum of its parts) to match the conformal dimension – cf. (115).

In Table 1, we list the states at the first few grades in the \mathcal{Z}_3 vacuum module, for the three relative charges.

Table 1: List of the states in the \mathcal{Z}_3 vacuum module for grades up to 6. The states are separated according to their relative charge $2r$ (so that the number of parts is equal to $r \bmod 3$), with $r = 0, 1, 2$. The states are written in the form of a restricted partition (without commas between the parts) as in (116), with an index (defined in (117)) that gives the number that must be subtracted from the sum of the parts to reproduce the relative conformal dimension of the first column.

Δh	$r = 0$	$r = 1$	$r = 2$
0	()	(1) ₁	(11) ₂
1	–	(2) ₁	(21) ₂
2	(311) ₃	(3) ₁ , (3311) ₆	(31) ₂ , (22) ₂
3	(411) ₃ , (321) ₃	(4) ₁ , (4311) ₆	(41) ₂ , (32) ₂
4	(511) ₃ , (421) ₃ , (331) ₃	(5) ₁ , (5311) ₆ , (4411) ₆ , (4321) ₆	(51) ₂ , (42) ₂ , (33) ₂ , (53311) ₉
5	(611) ₃ , (521) ₃ , (431) ₃ , (422) ₃	(6) ₁ , (6311) ₆ , (5411) ₆ , (5321) ₆ , (4421) ₆	(61) ₂ , (52) ₂ , (43) ₂ , (63311) ₉ , (54311) ₉
6	(711) ₃ , (621) ₃ , (531) ₃ , (441) ₃ , (522) ₃ , (432) ₃ , (553311) ₁₂	(7) ₁ , (7311) ₆ , (6411) ₆ , (5511) ₆ , (6321) ₆ , (5421) ₆ , (5331) ₆ , (4422) ₆	(71) ₂ , (62) ₂ , (53) ₂ , (44) ₂ , (73311) ₉ , (64311) ₉ , (55311) ₉ , (54321) ₉

These states can also be described by paths. For instance, the $B_{2,0}$ paths associated to the 8 states at level 6 in the $r = 1$ sector of the vacuum module (these all start at $a = 0$ since $\ell = 0$) correspond respectively to the cluster sequences:

$$7^{(1)}, 7^{(1)}4^{(2)}1^{(1)}, 6^{(1)}4^{(1)}2^{(2)}, 10^{(2)}2^{(2)}, 7^{(2)}4^{(1)}1^{(1)}, 9^{(2)}3^{(2)}, 8^{(2)}3^{(1)}1^{(1)}, 8^{(2)}4^{(2)}. \quad (118)$$

For instance, the penultimate path is associated with the sequence of modes $\mathcal{A}_{-8}^{(2)}\mathcal{A}_{-3}^{(1)}\mathcal{A}_{-1}^{(1)}$ acting on the state $|0\rangle$. That these paths pertain to the sector with $r = 1$ can be seen from the value of their total charge, which is equal to $1 \bmod 3$. Of course, the path weight (the sum of the cluster weights) must be adjusted by the subtraction of the appropriate $\gamma_{m,1,0}$ factor ($\gamma_{1,1,0} = 1$ and $\gamma_{4,1,0} = 6$).

6.2.4 The fermionic \mathcal{Z}_k character

Consider the character $\chi_{\ell,r}^{(k)}(q)$ in the module $|\varphi_\ell^{(r)}\rangle$, with the states weighted by Δh . The relation between the parafermionic states and restricted partitions unravelled above implies that the character $\chi_{\ell,r}^{(k)}(q)$ is:

- the generating function for restricted partitions into exactly m parts, with at most $k - \ell$ parts equal to 1,
- modified by the correcting weight factor $q^{-\frac{1}{k}(m-r)(m+r+\ell)-r}$ (cf. (115)), and
- summed over all values of $m = \sum_j j m_j = r \pmod k$.

This gives (with the normalization $\chi_{\ell,r}^{(k)}(0) = 1$)

$$\chi_{\ell,r}^{(k)}(q) = \sum_{\substack{m_1, \dots, m_{k-1}=0 \\ m=r \pmod k}}^{\infty} G_{\max(0, \ell-1)}(\{m_j\}; q) q^{-\frac{1}{k}(m-r)(m+r+\ell)-r}, \quad (119)$$

and, using (13),

$$\chi_{\ell,r}^{(k)}(q) = \sum_{\substack{m_1, \dots, m_{k-1}=0 \\ m=r \pmod k}}^{\infty} \frac{q^{N_1^2 + \dots + N_{k-1}^2 - \frac{1}{k}(m-r)(m+r+\ell) - r + N_{k-\ell+1} + \dots + N_{k-1}}}{(q)_{m_1} \cdots (q)_{m_{k-1}}}, \quad (120)$$

with N_j defined in (16). This is the standard expression of the fermionic form of the \mathcal{Z}_k character [59, 41].

6.3 Parafermionic quasi-particle basis and multiple partitions

6.3.1 A second quasi-particle basis

The quasi-particle basis just presented is very economical in that it involves a single type of modes. This basis is directly related to the restricted partitions. A more complicated-looking basis can be considered, that involves the modes of all $k - 1$ parafermionic fields [43, 37]. This is the basis which is related to the multiple partitions (and this is precisely in this context that multiple partitions have first appeared).

We thus consider a basis of states constructed out of ordered sequences of the $k - 1$ parafermionic modes:

$$\mathcal{A}_{-n_1^{(1)}}^{(1)} \cdots \mathcal{A}_{-n_{m_1}^{(1)}}^{(1)} \mathcal{A}_{-n_1^{(2)}}^{(2)} \cdots \mathcal{A}_{-n_{m_2}^{(2)}}^{(2)} \cdots \mathcal{A}_{-n_1^{(k-1)}}^{(k-1)} \cdots \mathcal{A}_{-n_{m_{k-1}}^{(k-1)}}^{(k-1)} |\varphi_\ell\rangle. \quad (121)$$

Such a state is conveniently represented by a multiple partition of the form (32).

In [43], the conditions on the indices $n_l^{(j)}$ that ensure the linear independence of the states are determined. These are precisely the conditions (33) and (34) with a related to ℓ via (80) (so that (81) is satisfied), but here with ℓ labeling the highest-weight state. The condition (34) incorporates different features:

- The repulsion term between the different types of modes: $n_{m_j}^{(j)} \geq \dots + 2j(m_{j+1} + \dots + m_{k-1})$ is rooted in the associativity requirement.

- The piece $n_{m_j}^{(j)} \geq j + \dots$ takes into account the highest-weight conditions $\mathcal{A}_{-n}^{(j)}|\varphi_\ell\rangle = 0$ for $n < j$.
- Finally, the part $n_{m_j}^{(j)} \geq \dots + \max(j + \ell - k, 0) + \dots$, the module selecting condition, comes from the singular vector $(\mathcal{A}_{-1})^{k-\ell+1}|\varphi_\ell\rangle = 0$, using $\mathcal{A}_{-j}^{(j)} \propto (\mathcal{A}_{-1})^j$.

The weight of a multiple partition is not the conformal dimension of a string of operator of the form (121): the fractional part F of the modes needs to be subtracted from the former. But the expression F is exactly the one obtained previously (cf. (113)), depending only upon the total charge m . The analysis at this point is the same as before, except that in (115) $\sum_j n_j$ is replaced by $\sum_{l,j} n_l^{(j)}$.

The states in the three sectors of the vacuum module, up to grade 6, are presented in Table 2 in the multiple-partition basis.

Table 2: The states of Table 1, rewritten (in the same order) in terms of multiple partitions. These are given as two ordered partitions separated by a semi-column as $(n_1^{(1)}, \dots, n_{m_1}^{(1)}; n_1^{(2)}, \dots, n_{m_2}^{(2)})$ (and generally without commas between the parts). The number $\gamma_{m,r,0}$ is again given as a subindex.

Δh	$r = 0$	$r = 1$	$r = 2$
0	()	(1;) ₁	(; 2) ₂
1	–	(2;) ₁	(; 3) ₂
2	(3; 2) ₃	(3) ₁ , (; 62) ₆	(31;) ₂ , (; 4) ₂
3	(4; 2) ₃ , (3; 3) ₃	(4;) ₁ , (; 72) ₆	(41;) ₂ , (; 5) ₂
4	(5; 2) ₃ , (4; 3) ₃ , (3; 4) ₃	(5;) ₁ , (53; 2) ₆ , (; 82) ₆ , (; 73) ₆	(51;) ₂ , (42;) ₂ , (; 6) ₂ , (5; 62) ₉
5	(6; 2) ₃ , (5; 3) ₃ , (3; 5) ₃ , (4; 4) ₃	(6;) ₁ , (63; 2) ₆ , (; 92) ₆ (53; 3) ₆ , (; 83) ₆	(61;) ₂ , (52;) ₂ , (; 7) ₂ (6; 62) ₉ , (5; 72) ₉
6	(7; 2) ₃ , (6; 3) ₃ , (531;) ₃ , (3; 6) ₃ (5; 4) ₃ , (4; 5) ₃ , (; 10, 6, 2) ₁₂	(7;) ₁ , (73; 2) ₆ , (64; 2) ₆ , (; 10, 2) ₆ (63; 3) ₆ , (; 93) ₆ , (53; 4) ₆ , (; 84) ₆	(71;) ₂ , (62;) ₂ , (53;) ₂ , (; 8) ₂ , (7; 62) ₉ (6; 72) ₉ , (7; 62) ₉ , (5; 73) ₉

6.3.2 A modified form of the second quasi-particle basis

It is still possible to bring a little extra complication in the previous basis by incorporating the redundant $\mathcal{A}^{(k)}$ modes. This amounts to modify the state (121) into

$$\mathcal{A}_{-\tilde{n}_1^{(1)}}^{(1)} \cdots \mathcal{A}_{-\tilde{n}_{m_1}^{(1)}}^{(1)} \cdots \mathcal{A}_{-\tilde{n}_1^{(k-1)}}^{(k-1)} \cdots \mathcal{A}_{-\tilde{n}_{m_{k-1}}^{(k-1)}}^{(k-1)} \mathcal{A}_{-\tilde{n}_1^{(k)}}^{(k)} \cdots \mathcal{A}_{-\tilde{n}_{m_k}^{(k)}}^{(k)} |\varphi_\ell\rangle. \quad (122)$$

where the indices $\tilde{n}_l^{(j)}$ satisfy the conditions (69) and (70). This is clearly associated to the multiple partition $\tilde{\mathcal{N}}^{[k]}$ in (68).

It is via this modified version that the second quasi-particle basis is connected to the $\text{ABF}_{k,\ell}$ paths, with the module label ℓ corresponding to the path initial point. With \tilde{m} defined in (59), the fractional dimension of the above state becomes

$$\tilde{F} = \frac{\tilde{m}(\tilde{m} + \ell)}{k}. \quad (123)$$

Quite remarkably, the relative conformal dimension of a state in the module $|\varphi_\ell\rangle$ (in any sector) described by a $\text{ABF}_{k,\ell}$ path is given simply by

$$h - h_\ell = w - \tilde{F}. \quad (124)$$

Given that the relative conformal dimension in the r -th sector, $h - h_\ell^{(r)}$, is equal to the relative weight $w - w_{\text{gs}(\ell;r)}$, the above relation can be rewritten as

$$h - h_\ell = (h - h_\ell^{(r)}) + (h_\ell^{(r)} - h_\ell) = (w - w_{\text{gs}(\ell;r)}) + w_{\text{gs}(\ell;r)} - \tilde{F}. \quad (125)$$

Hence, to establish (124), one has to show that, say with $r + \ell \leq k - 1$ (the condition selecting a set of independent modules),

$$w_{\text{gs}(\ell;r)} - \tilde{F} = h_\ell^{(r)} - h_\ell = \frac{r(k - r - \ell)}{k}, \quad (126)$$

(cf. eq. (101)). With this restriction on $r + \ell$, the path describing the ground state $\text{gs}(\ell;r)$ starts with a peak of charge r at position r , then reaches the x axis and is completed by p peaks of charge k . The weight $w_{\text{gs}(\ell;r)}$ is simply (cf. eq. (7) with $x_0 = 2r + \ell$ and $j \rightarrow k$):

$$w_{\text{gs}(\ell;r)} = r + (2r + \ell)p + kp^2. \quad (127)$$

With \tilde{F} given by (123), and taking $\tilde{m} = r + pk$, we see that $w_{\text{gs}(\ell;r)} - \tilde{F}$ is indeed given by (126).

For instance, the $\text{ABF}_{4,0}$ path of Fig. 11 describing a state in the vacuum module of the \mathcal{Z}_4 model, has $w = 89$ and $\tilde{m} = 14$ so that the conformal dimension of the corresponding state is $h = 89 - (14)^2/4 = 40$.

The first few $\text{ABF}_{3,0}$ paths in the sector $r = 0$ are displayed in [29].

7 Other path-state correspondences

In order to place this work in a somewhat broader perspective, we review briefly some other path-state correspondences, restricting ourself to the related graded parafermionic model and the minimal models. Minimal models are not regarded as close relatives of the parafermionic theories (although two unitary minimal models are equivalent to parafermionic ones) but their path description is surely similar. In this way, we observe in Section 7.1 the reappearance of the Bressoud paths, this time in the context of the non-unitary minimal models $\mathcal{M}(2, 2k + 1)$. Similarly, the ABF_k paths come out again (albeit in a dual version), in relation to the unitary minimal models $\mathcal{M}(k + 1, k + 2)$ – cf. Section 7.2. Through their ABF_k path formulation, the unitary minimal models and the \mathcal{Z}_k parafermionic ones are thus found to be in a dual relationship [30, 72, 11]. Quite interestingly, a similar duality is observed between the graded version of the \mathcal{Z}_k parafermions and the $\mathcal{M}(k + 1, 2k + 3)$ minimal models [48], a duality for which there is still no clear rationale. The paths at work in this context are some sort of ‘graded’ version (i.e., formulated on a half-integer lattice) of the ABF_k paths. This is briefly addressed in Section 7.3. Finally, the full generalization of the dual ABF_k paths, the so-called Forrester-Baxter RSOS paths, which provide the description of the states in all minimal models $\mathcal{M}(p', p)$, are presented in Section 7.4. When $p \geq 2p' - 1$, these can be transformed into new paths that represent natural generalizations of the Bressoud paths, as sketched in Section 7.5. For $p' = 2$ and $p = 2k + 1$, these are genuine B_{k-1} paths.

7.1 B_{k-1} paths and the $\mathcal{M}(2, 2k + 1)$ minimal models

The basis of states for the $\mathcal{M}(2, 2k + 1)$ minimal models⁷ is [23]

$$L_{-n_1} \cdots L_{-n_m} |\phi_{1,s}\rangle \quad \text{with} \quad n_i \geq n_{i+k-1} + 2 \quad \text{and} \quad n_{m-s+1} \geq 2. \quad (128)$$

The first condition is generic to all modules and results from the vacuum null field. The different modules $(1, s)$, with $1 \leq s \leq k$ (which is not restrictive since $|\phi_{1,s}\rangle = |\phi_{1,2k-s}\rangle$), are distinguished by the second condition which takes into account the singular vector at level s . These conditions on the mode indices of the Virasoro operators are simply the defining conditions (17)-(18) for restricted partitions, with $s = i$. Equivalently, every state in the $|\phi_{1,s}\rangle$ module is in correspondence with a $B_{k-1,a}$ path with

$$a = k - s. \quad (129)$$

Here, the relative conformal dimension is given directly by the weight of the path:

$$w = h - h_{1,s}. \quad (130)$$

The fermionic character $\chi_{1,s}(q)$ of the irreducible module $|\phi_{1,s}\rangle$ of the $\mathcal{M}(2, 2k + 1)$ minimal model is thus $G_{k-s}(q)$ given in (15).

7.2 Dual ABF_k paths and the $\mathcal{M}(k + 1, k + 2)$ minimal models

The states in the unitary minimal models $\mathcal{M}(k + 1, k + 2)$ are related to the ABF_k paths of the RSOS model of [5] in regime III [19, 64]. These are actually *dual* to the previously introduced ABF_k paths. The duality is defined in terms of the weight function:

$$\tilde{w}^* = \sum_{x=1}^{L-1} \tilde{w}^*(x) \quad \text{where} \quad \tilde{w}^*(x) = \begin{cases} \frac{x}{2} & x \text{ is not an extremum of the path} \\ 0 & \text{otherwise,} \end{cases} \quad (131)$$

(compare with (58)). Paths are characterized by the specification of the values of y_0, y_{L-1} and y_L . Choosing $y_{L-1} = y_L + 1$ amounts to enforce the last edge of the path to be a SE one. Then $0 \leq y_0 \leq k$ and $0 \leq y_L \leq k - 1$. These end points are related to the module parameters (r, s) by

$$s = y_0 + 1 \quad \text{and} \quad r = y_L + 1. \quad (132)$$

The fermi-gas analysis of these paths is presented in [72, 73], reproducing fermionic expressions conjectured in [64] (and initially proved in [10] for $s = 1$ by a different method). In addition, the bosonic character formula (cf. the previous footnote) is given a nice path interpretation [73], where, in particular, the height constraints $y \geq 0$ and $y \leq k$ are shown to capture the factorization of the two primary singular vectors (see also related remarks in [67]).

⁷The minimal models are characterized by two coprime integers p', p both ≥ 2 , and we will choose $p > p'$. Their central charge is $c = 1 - \frac{6(p-p')^2}{pp'}$. For each model, there is a finite number of primary fields $\phi_{r,s} = \phi_{p'-r, p-s}$ with conformal dimension: $h_{r,s} = \frac{(pr-p's)^2 - (p-p')^2}{4pp'}$ with $1 \leq r \leq p' - 1$ and $1 \leq s \leq p - 1$. The bosonic (or Rocha-Caridi) form of the irreducible character is [68] (see e.g. [21]):

$$\chi_{r,s}^{(p',p)}(q) = \frac{1}{(q)_\infty} \sum_{j=-\infty}^{\infty} \left(q^{j(p'pj+pr-p's)} - q^{(p'j+r)(pj+s)} \right).$$

7.3 Graded paths, graded parafermions and the $\mathcal{M}(k+1, 2k+3)$ minimal models

The graded parafermions refer to the coset conformal field theory $\widehat{ops}(1, 2)_k/\widehat{u}(1)$ [17, 42] (while the ordinary parafermions are described by the coset $\widehat{su}(2)_k/\widehat{u}(1)$). Their basis of states is formulated in terms of the so-called jagged partitions [42, 8, 34, 35]. The corresponding paths are presented in [50]. These are equivalent to $B_{k-1/2}$ paths (the maximal height being $k-1/2$) but defined on a half-integer lattice [48]. There is a further constraint which is that the peak x -position and the initial point y_0 must be integer. The weight is the sum of the x -position of the peaks. These paths could be called graded B_{k-1} paths. They can be related, via a suitable definition of the multiple partitions, to a graded version of the ABF_k paths, as shown in [48].

Quite remarkably, the dual version of these graded ABF_k paths, defined in terms of the dual weight function (131), describes the non-unitary minimal models $\mathcal{M}(k+1, 2k+3)$. These paths are still defined on a half-integer lattice, with peaks at integer (x, y) positions, and with maximal height equal to k . They can be chosen to terminate with a SE edge; the end points y_0 (integer) and y_L (half-integer) are related to the module labels (r, s) by

$$s = 2y_0 + 1 \quad \text{and} \quad r = y_L + \frac{1}{2}. \quad (133)$$

The detailed analysis of these paths, including the fermi-gas-type construction of their generating function (which leads to a novel expression for their fermionic characters), is presented in [48].

7.4 Forrester-Baxter RSOS paths and the $\mathcal{M}(p', p)$ minimal models

A generalization of the RSOS model of [5] has been solved in [33]. In the infinite length limit, the configurations in regime III provide the description of the states in all irreducible modules of the minimal models $\mathcal{M}(p', p)$ [39, 19, 64, 67, 66]. The corresponding paths, called $RSOS(p', p)$ path, are sequence of edges linking adjacent vertices (i, ℓ_i) and $(i+1, \ell_{i+1})$ such that $|\ell_i - \ell_{i+1}| = 1$. The height variable ℓ_i ranges over $1 \leq \ell_i \leq p-1$, while its index is bounded by $0 \leq i \leq L$. Each path is specified by particular boundary conditions: the values of ℓ_0 and those of ℓ_{L-1} and ℓ_L (the last two specify the RSOS ground state on which the configuration is built). As for the dual ABF_k paths, we will choose $\ell_{L-1} = \ell_L + 1$ so that the paths all terminate with a SE edge. The relation between (ℓ_0, ℓ_L) and the indices (r, s) labeling the irreducible modules is:

$$\ell_0 = s \quad \text{and} \quad \ell_L = \left\lfloor \frac{rp}{p'} \right\rfloor. \quad (134)$$

The weight of a path is [33]

$$w^{\text{FB}} = \sum_{i=1}^{L-1} w_i^{\text{FB}}, \quad (135)$$

where, for the vertex specified by the triplet $(\ell_{i-1}, \ell_i, \ell_{i+1})$, w_i^{FB} reads:

$$(d \mp 1, d, d \pm 1) : \quad w_i^{\text{FB}} = \frac{i}{2}, \quad (d, d \mp 1, d) : \quad w_i^{\text{FB}} = \pm i \left\lfloor \frac{d(p-p')}{p} \right\rfloor. \quad (136)$$

For $p' = p - 1$, we recover the weight function (131) (all vertices contribute for $i/2$ except for the local extrema which do not contribute since $\lfloor d/p \rfloor = 0$ for $d \leq p - 1$). Indeed, the RSOS($p - 1, p$) paths are precisely the dual ABF $_k$ paths introduced in Section 7.2, with $y = \ell - 1$ and $p = k + 2$.

As for the dual ABF $_k$ paths, with the boundary conditions specified, there is a unique ground state configuration $gs(r, s)$ defined to be the path with lowest weight, say $w_{gs(r,s)}^{FB}$. The relative weight of a path, $w^{FB} - w_{gs(r,s)}^{FB}$, is the relative conformal dimension:

$$w^{FB} - w_{gs(r,s)}^{FB} = h - h_{r,s}. \quad (137)$$

Following [31], it is convenient to color in gray the $p' - 1$ strips between the heights $d_{r'}$ and $d_{r'+1}$ with

$$d_{r'} = \left\lfloor \frac{r'p}{p'} \right\rfloor \quad \text{for} \quad 1 \leq r' \leq p' - 1. \quad (138)$$

The band structure is symmetric with respect to the up-down reversal. For unitary models, $p = p' + 1$, all the bands are gray, while there is a single gray band for the $\mathcal{M}(2, p)$ models. The band structure is illustrated in Fig. 13 for a RSOS(4, 7) path and in Fig. 14 for a RSOS(2, 9) path.

Figure 13: A RSOS(4, 7) path representing a state in the module $r = 2, s = 3$. The dots indicate the scoring vertices: the white dots have weights u_i and the black ones have weights v_i , cf. eq. (139). The scoring vertices have weight 0, 2, 3, 6, 6, 8, 8, 9, so that $w^{sc} = 42$.

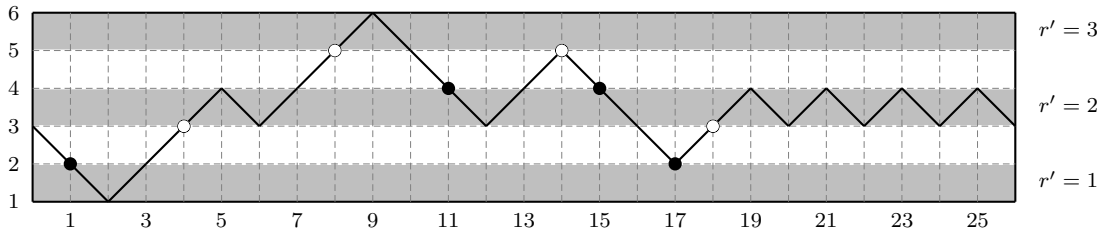
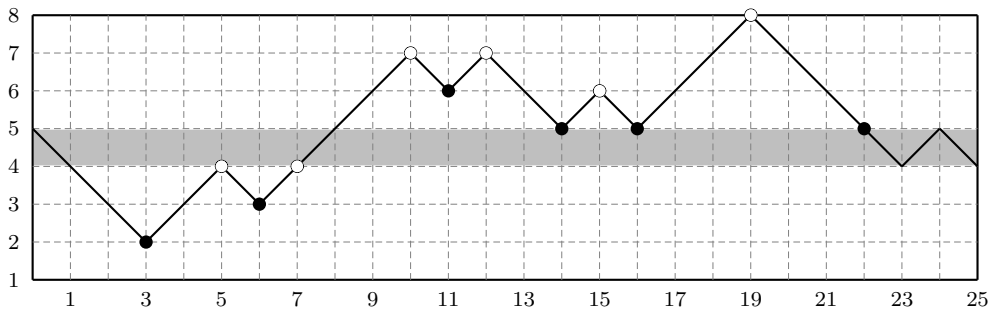


Figure 14: A RSOS(2, 9) path representing a state in the $(1, 5) = (1, 4)$ module. The dots indicate the scoring vertices (of weight 0, 3, 2, 4, 4, 6, 5, 7, 7, 8, 8, 11, adding to 62). By flattening the gray band and folding the lower part of the rectangle onto the upper one, it is mapped to the path of Fig. 8. The length of the terminating zigzag pattern in the gray band does not affect the corresponding $B_{3,0}$ path, where a is fixed by $a = k - s = 4 - 4 = 0$, choosing the value $s = 4$ to fit in the range $1 \leq s \leq k$.



Another weight function for RSOS paths, denoted by w^{sc} , is presented in [31]. In the terminology of these references, a vertex is either scoring (hence the label sc), with a non-zero weight $w_i^{\text{sc}} = u_i$ or $w_i^{\text{sc}} = v_i$, with u_i and v_i given by

$$u_i = \frac{1}{2}(i - \ell_i + \ell_0), \quad v_i = \frac{1}{2}(i + \ell_i - \ell_0), \quad (139)$$

or non-scoring, meaning that it does not contribute to the weight. The scoring vertices of weight u_i are those where the path enters a gray band from below and the local maxima in white bands, while scoring vertices of weight v_i are those where the path enters a gray band from above and the local minima in white bands. The weight is thus

$$w^{\text{sc}} = \sum_{\substack{i=1 \\ i \text{ is scoring}}}^{L-1} w_i^{\text{sc}}. \quad (140)$$

The scoring vertices for the path of Figs 13-14 are indicated by white dots when their weight is u_i and by black dots if it is v_i . This weight prescription is absolute: there is no need to subtract the weight of the ground state with the same boundaries:

$$w^{\text{sc}} = h - h_{r,s}. \quad (141)$$

It is clear from this weighting that an infinite path with finite conformal dimension in the sector (r, s) has an infinite tail confined in the r -th gray band (cf. Figs 13-14).

The generating functions for all the $\text{RSOS}(p', p)$ paths have been obtained in [75] using the recursive approach initiated in [31] (see also [32]) and some tools first introduced in [11, 12].

7.5 Generalized Bressoud paths and the $\mathcal{M}(p', p)$ minimal models with $p \geq 2p' - 1$

In [51], the $\text{RSOS}(p', p)$ paths, for $p \geq 2p' - 1$, are transformed to new paths, denoted as $\text{B}(p', p)$, that generalize naturally the Bressoud paths. The transformation is as follows:

1. flatten the $p' - 1$ gray bands (SE and NE edges within the gray bands become H edges in the new path);
2. fold the part of the strip below the first gray band onto the region just above it;
3. reset the starting height to 0.

The new paths are defined in the strip $x \geq 0$ and $0 \leq y \leq y_{\text{max}} = p - p' - \lfloor p/p' \rfloor$. H edges are allowed at all height $y(r')$, with $1 \leq r' \leq p' - 1$ given by:

$$y(r') = \left\lfloor \frac{r'p}{p'} \right\rfloor - \left\lfloor \frac{p}{p'} \right\rfloor - r' + 1. \quad (142)$$

A path pertaining to the module (r, s) terminates at the height $y(r)$. Finally, for the transformation to be reversible, two gray bands cannot be adjacent; this is ensured by the condition $p \geq 2p' - 1$.

The generalized Bressoud paths corresponding the RSOS paths of Figs 13 and 14 are given respectively in Fig. 15 and in Fig. 8. Note that the $\text{B}(2, 2k + 1)$ paths are precisely the standard Bressoud paths B_{k-1} .

Quite remarkably, the weight of these new paths can be computed from the sum of the x -position of their peaks and half the x -position of their half-peaks, where a half-peak is a vertex in-between (NE,H) or (H,SE) edges (their x -position is underlined in Fig. 14). More precisely, with

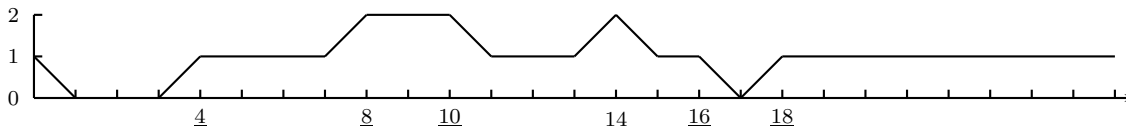
$$w = \sum_{x \geq 1} w(x) \quad \text{where} \quad w(x) = \begin{cases} x & \text{if } x \text{ is the position of a peak,} \\ \frac{x}{2} & \text{if } x \text{ is the position of a half-peak,} \\ 0 & \text{otherwise,} \end{cases} \quad (143)$$

the weight w of a path, relative to the ground-state configuration with given end points, reproduce the relative conformal dimension, that is,

$$w - w_{\text{gs}(r,s)} = h - h_{r,s}. \quad (144)$$

(w is a direct generalization of the weight expression for the B_{k-1} paths and for this reason, we have kept the same notation.) This new form is obtained by pairing the scoring vertices in a suitable way, which results into a particle interpretation for the $B(p', p)$ path [51]. Note that since the relation between the $B(p', p)$ and $\text{RSOS}(p', p)$ paths is one-to-one, the form (143) can be viewed as a third expression for the weight function of the $\text{RSOS}(p', p)$ paths when $p \geq 2p' - 1$.

Figure 15: The $B(4,7)$ path corresponding to the $\text{RSOS}(4,7)$ path of Fig. 4. Here, H edges are allowed at all values of $y \leq 2$. The horizontal positions that are underlined indicate the positions of the half-peaks. The weight is thus $14 + (4 + 8 + 10 + 16 + 18)/2$.



8 Miscellaneous concluding remarks

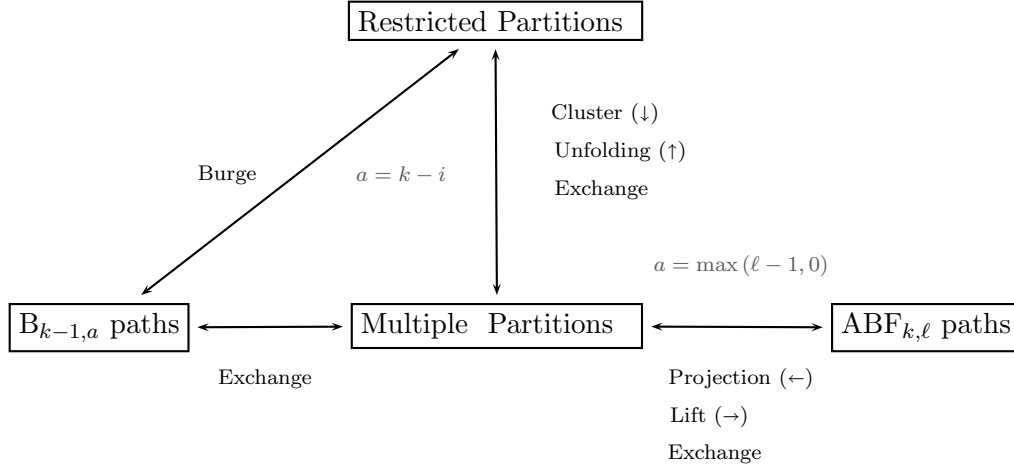
8.1 Summary of the various path-partition links

The different relations presented here between the two types of paths and partitions are summarized in Fig. 16, which amplifies the diagram of Fig. 1 by the addition of a more precise characterization of the various links, and the relation between the parameters (a , i and ℓ) specifying the ‘boundary conditions’. The diagram renders particularly visible the central role played by the exchange relation.

8.2 Outlook: other parafermionic models

As indicated in starting, the \mathcal{Z}_k parafermionic theories have important simplifying features. The structurally determining property for obtaining its basis is the cyclic symmetry which entails the abelian (or single-channel) nature of the operator product algebra. It remains to be seen whether this allows for an analogous analysis of its various extensions. In that vein,

Figure 16: The links established between restricted partitions, defined by eqs (17) and (18), the multiple partitions, defined in eqs (32), (33), and (34), and the two types of paths. The term ‘cluster’ refers to the clustering procedure described in Section 4.3.1, and the ‘unfolding’ stands the inverse operation described in Section 4.3.2. Similarly, the projection designates the transformation $\tilde{\mathcal{N}}^{[k]} \rightarrow \mathcal{N}^{[k-1]}$ given in (79), while the lift is its inverse in (82). The ‘exchange’ refers to the reordering of the clusters by means of the exchange relation (36). It is involved in all the links but the Burge correspondence.



note that apart from the graded parafermionic model (cf. Section 7.3), there is no other model in the class specified by the general coset $\widehat{g}_k/\widehat{u}(1)^r$ [38]⁸ (where r is the rank of g), for which the basis of states has been obtained – although, rather amazingly, the general form of their fermionic characters has been conjectured in [56].

Apart from the Gepner-type coset models, there are further classes of parafermionic models such as those considered in App. A of [76], for which neither the quasi-particle bases nor the fermionic characters are known. These models are characterized by a parameter γ , specifying the dimension of the parafermionic fields ψ_ρ , namely $\gamma\rho(1 - \rho/k)$ (the usual \mathcal{Z}_k parafermions corresponding to the case $\gamma = 1$). The models with $\gamma = 2$ are briefly considered in [76] and studied in more details in [20], while those with $\gamma = 3/2$ (with k even) are constructed in [44]. There, these so-called $\mathcal{Z}_k^{(\gamma)}$ parafermionic theories were conjectured to be related to the $\mathcal{W}_k(k+1, k+2\gamma)$ minimal models.⁹

8.3 Outlook: minimal models

As indicated in Section 7.1, the basis of states for the $\mathcal{M}(2, 2k+1)$ minimal models is formulated in terms of restricted partitions. Let us briefly comment on the other known partition-type bases of states for minimal models.

A basis has been constructed for the $\mathcal{M}(3, p)$ models in [45] considered from the point of

⁸This particular coset construction was first studied in the mathematics literature, albeit not from the conformal point of view – see e.g. [61] for early references.

⁹In that vein, the Jack polynomials associated with the partitions satisfying $\lambda_j \geq \lambda_{j+k} + 2\gamma$ at coupling $\beta = -(2\gamma - 1)/(k+1)$ were conjectured in [24] to be related to the very same \mathcal{W} models.

view of an extended chiral algebra generated by the $\phi_{2,1}$ modes. The same basis is derived in [25] using a vertex algebra obtained by the tensor product of the $\mathcal{M}(3,p)$ model times a free boson. A different $\mathcal{M}(3,p)$ basis, involving both the $\phi_{2,1}$ and the Virasoro modes, is displayed in [46] – which appears as a sort of multiple-partition version of the former basis expressed in terms of special partitions. Note that when $p' = 3$, the OPE of $\phi_{2,1}$ with itself gives the identity family, meaning in particular that it has a single channel.¹⁰

Recently, in a set of three astonishing papers [26, 27, 28], ϕ -type bases have been obtained for all minimal models. In particular, the $\phi_{2,1}$ -basis is proved for $p > 2p'$ [26] and conjectured in the other cases [27], while in [28], a $\phi_{1,3}$ -basis is conjectured for $p > 2p'$. It should be stressed that these bases are formulated in terms of the modes of a field whose OPE with itself has more than one channel. This, by itself, prevents the derivation of generalized commutation relations.

On the other hand, as indicated in Section 7.4, RSOS paths do represent a basis of states, from which the fermionic forms can be derived [75]. These paths turn out to be related to partitions subject to special conditions: these are the prescribed hook differences (which generalize the conditions on successive ranks referred to in the introduction) [7]. However, these types of partitions do not appear to have a natural operator interpretation. It is still an open problem to interpret the RSOS path basis in a conformal-field-theory formalism. The transformation of RSOS paths into generalized Bressoud ones indicated in Section 7.5 appears to be a step in that direction given that the particle content of these latter paths become then manifest and that it matches that of ($\phi_{1,3}$ -perturbed) off-critical models, via the restricted sine-Gordon spectrum [58, 69].

ACKNOWLEDGMENTS

I thank P. Jacob for his collaboration on most of the works reviewed here. This work is supported by NSERC.

References

- [1] A.K. Agarwal and D. Bressoud, *Lattice paths and hypergeometric series*, Pacific J. Math. **136** (1989) 209-228.
- [2] G.E. Andrews, *Sieves in the theory of partitions*, Amer. J. Math. **94** (1972) 1214-1230.
- [3] G.E. Andrews, *An analytic generalization of the Rogers-Ramanujan identities for odd moduli*, Proc. Nat. Acad. Sci. USA **71** (1974) 4082-4085.
- [4] G.E. Andrews, *The theory of partitions*, Cambridge Univ. Press, Cambridge, (1984).
- [5] G. E. Andrews, R. J. Baxter and P. J. Forrester, *Eight-vertex SOS model and generalized Rogers-Ramanujan-type identities*, J. Stat. Phys. **35** (1984) 193-266.
- [6] G.E. Andrews and D. Bressoud, *On the Burge correspondence between partitions and binary words*. Rocky Mtn. J. Math. **24** (1980) 225-233.
- [7] G. E. Andrews, R. J. Baxter, D.M. Bressoud, W.H. Burge, P. J. Forrester and G. Viennot, *Partitions with prescribed hook differences*, Europ. J. Comb. **8** (1987) 341-350.

¹⁰The extension of these constructions to all minimal models, where the role of $\phi_{2,1}$ is replaced by the simple current $\phi_{p'-1,1}$ is initiated in [62] (the issue of bases is not addressed directly there but the absence of singular vectors in such a quasi-particle set-up is demonstrated on general grounds).

- [8] L. Bégin, J.-F. Fortin, P. Jacob and P. Mathieu, *Fermionic characters for graded parafermions*, Nucl. Phys **B659** (2003) 365-386.
- [9] A. Belavin, A. Polyakov, and A. Zamolodchikov, *Infinite Conformal Symmetry in Two-Dimensional Quantum Field Theory*, Nucl. Phys., **B241** (1984) 333-380.
- [10] A. Berkovich, *Fermionic counting of RSOS-states and Virasoro character formulas for the unitary minimal series $M(\nu, \nu + 1)$. Exact results*, Nucl. Phys. **B431** (1994) 315-348.
- [11] A. Berkovich and B. M. McCoy, *Continued fractions and fermionic representations for characters of $\mathcal{M}(p, p')$ minimal models*, Lett. Math. Phys. **37** (1996) 49-66.
- [12] A. Berkovich, B. M. McCoy, A. Schilling, *Rogers-Schur-Ramanujan type identities for the $\mathcal{M}(p, p')$ minimal models of conformal field theory*, Commun. Math. Phys. **191** (1998) 325-395
- [13] A. Berkovich and P. Paule, *Lattice paths, q -multinomials and two variants of the Andrews-Gordon identities*, Ramanujan J. **5** (2002) 409-425.
- [14] B. A. Bernevig and F. D. M. Haldane, *Fractional quantum Hall states and Jack polynomials* Phys. Rev. Lett. **100** (2008) 246802-06.
- [15] D. Bressoud, *Lattice paths and Rogers-Ramanujan identities*, in *Number theory, Madras 1987*, ed. K. Alladi, Lecture Notes in Mathematics **1395** (1987) 140-172.
- [16] W.H. Burge, *A correspondence between partitions related to generalizations of the Ramanujan-Rogers identities*, Discrete Math. **34** (1981) 9-15.
- [17] J. M. Camino, A. V. Ramallo and J. M. Sanchez de Santos, *Graded parafermions*, Nucl. Phys. **B530** (1998) 715-741.
- [18] G. Delfino and G. Niccoli, *Isomorphism of critical and off-critical operator spaces in two-dimensional quantum field theory*, Nucl. Phys. **B799** (2008) 364-378; G. Delfino, *On the space of quantum fields in massive two-dimensional theories*, Nucl. Phys. **B807** (2009) 455-470.
- [19] E. Date, M. Jimbo, A. Kuniba, T. Miwa and M. Okado, *Exactly solvable SOS models: local height probabilities and theta function identities*, Nucl. Phys. **B290** (1987) 231-273.
- [20] V. S. Dotsenko, J. L. Jacobsen and R. Santachiara, *Parafermionic theory with the symmetry \mathcal{Z}_5* , Nucl. Phys. **B656** (2003) 259-324; *Parafermionic theory with the symmetry \mathcal{Z}_N , for N even*, Nucl. Phys. **B664** (2003) 477-511; *Parafermionic theory with the symmetry \mathcal{Z}_N , for N even*, Nucl. Phys. **B679** (2004) 464-494.
- [21] P. Di Francesco, P. Mathieu, and D. Sénéchal, *Conformal Field Theory*, Springer-Verlag, New York (1997).
- [22] B.L. Feigin and D.B. Fuchs, *Skew-symmetric differential operators on the line and Verma modules over the Virasoro algebra*, Funct. Anal. and Appl. **16** (1982) 114-136; *Verma modules over the Virasoro algebra*, Funct. Anal. and Appl. **17** (1983) 241-243.
- [23] B.L. Feigin, T. Nakanishi and H. Ooguri, *The annihilating ideal of minimal modeks*, Int. J. Mod. Phys. **A7** Suppl. **1A** (1992) 217-238.

- [24] B. Feigin, M. Jimbo, T. Miwa and E. Mukhin, *A differential ideal of symmetric polynomials spanned by Jack polynomials at $\beta = -(r - 1)/(k + 1)$* , Int. Math. Res. Not. **23** (2002) 1223–1237.
- [25] B. Feigin, M. Jimbo, and T. Miwa. *Vertex operator algebra arising from the minimal series $\mathcal{M}(3, p)$ and monomial basis*, Prog. Math. Phys. **23** (2002) 179–204.
- [26] B. Feigin, M. Jimbo, T. Miwa, E. Mukhin and Y. Takayama, *A monomial basis for the Virasoro minimal series $\mathcal{M}(p, p')$: the case $1 < p'/p < 2$* . *Comm. Math. Phys.*, **257** (2005) 395–423, 2005;.
- [27] B. Feigin, M. Jimbo, T. Miwa, E. Mukhin and Y. Takayama, *Set of rigged paths with Virasoro characters*, Ramanujan J. **15** (2008) 123–145.
- [28] B. Feigin, E. Feigin, M. Jimbo, T. Miwa, Y. Takeyama *A $\phi_{1,3}$ -filtration of the Virasoro minimal series $\mathcal{M}(p, p')$ with $1 < p'/p < 2$* , Publ. Res. Inst. Math. Sci. **44** (2008) 213–257
- [29] G. Feverati and P. A. Pearce, *Critical RSOS and minimal models I: Paths fermionic algebras and Virasoro modules*, Nucl. Phys. **B663** (2003) 409–442.
- [30] O. Foda and T. Welsh, *Melzer’s identities revisited*, Contemp. Math. **248** (1999) 207–234.
- [31] O. Foda, K.S. M. Lee, Y. Pugai and T. A. Welsh, *Path generating transforms*, in *q-Series from a contemporary perspective*, Contemp. Math. **254** (2000) 157–186.
- [32] O. Foda and T. A. Welsh, *On the combinatorics of Forrester-Baxter models*, Prog. Comb. **191** (2000) 49–103.
- [33] P. J. Forrester and R. J. Baxter, *Further exact solutions of the eight-vertex SOS model and generalizations of the Rogers-Ramanujan identities*, J. Stat. Phys. **38** (1985) 435–472.
- [34] J.-F. Fortin, P. Jacob and P. Mathieu, *Jagged partitions*, Ramanujan J. **10** (2005) 215–235.
- [35] J.-F. Fortin, P. Jacob and P. Mathieu, *Generating function for K -restricted jagged partitions*, Electronic J. Comb. **12** (2005) No 1, R12 (17 p.).
- [36] J.-F. Fortin, P. Mathieu and S. O. Warnaar, *Characters of graded parafermion conformal field theory*, Adv. Theor. Math. Phys. **11** (2007) 945–989.
- [37] G. Georgiev, J. Pure Appl. Algebra **112** (1996) 247; *Combinatorial constructions of modules for infinite-dimensional Lie algebras, II. Parafermionic space*, q-alg/9504024.
- [38] D. Gepner, *New conformal field theories associated with Lie algebras and their partition functions*, Nucl. Phys **B290** (1987) 10–24.
- [39] D.A. Huse, *Exact exponents for infinitely many new multicritical points*, Phys. Rev. **B30** (1984) 3908–3915.
- [40] P. Jacob and P. Mathieu, *Parafermionic character formula*, Nucl. Phys. **B587** (2000) 514–542.
- [41] P. Jacob and P. Mathieu, *Parafermionic quasi-particle basis and fermionic-type characters* Nucl. Phys. **B620** (2002) 351–379.

- [42] P. Jacob and P. Mathieu, *Graded parafermions: standard and quasi-particle bases*, Nucl. Phys. **B630** (2002) 433-452.
- [43] P. Jacob and P. Mathieu, *Parafermionic derivation of the Andrews-type multiple sums*, J. Phys. A: Math. Gen. **38** (2005) 8225-8238.
- [44] P. Jacob and P. Mathieu, *The $Z_k^{su(2),3/2}$ parafermions*, Phys. Lett. **B627** (2005) 224-232.
- [45] P. Jacob and P. Mathieu, *A quasi-particle description of the $\mathcal{M}(3, p)$ models*, Nucl. Phys. **B733** (2006) 205-232;.
- [46] P. Jacob and P. Mathieu, *Embedding of bases: from the $\mathcal{M}(2, 2\kappa + 1)$ to the $\mathcal{M}(3, 4\kappa + 2 - \delta)$ models*, Phys. Lett. **B635** (2006) 350-354.
- [47] P. Jacob and P. Mathieu, *Paths for Z_k parafermionic models*, Lett. Math. Phys. **81** (2007) 211-226.
- [48] P. Jacob and P. Mathieu, *New path description for the $\mathcal{M}(k + 1, 2k + 3)$ models and the dual Z_k graded parafermions*, J. Stat. Mec. (2007) P11005, 43 pages.
- [49] P. Jacob and P. Mathieu, *Multiple partitions, lattice paths and a Burge-Bressoud-type correspondence*, Discrete Math. **309** (2009) 878-886.
- [50] P. Jacob and P. Mathieu, *Jagged partitions and lattice paths*, math.CO/0605551, Ann. Comb., to appear.
- [51] P. Jacob and P. Mathieu, *Particles in RSOS paths*, J. Phys. A: Math. Theor. **42** (2009) 122001-122015.
- [52] V.G. Kac, *Contravariant form for infinite dimensional Lie algebras and superalgebras*, Lecture notes in physics vol. **94**, (1979) 441.
- [53] R. Kedem, T.R. Klassen, B. M. McCoy and E. Melzer, *Fermionic quasi-particle representations for characters of $(G^{(1)})_1 \times (G^{(1)})_1 / (G^{(1)})_2$* , Phys. Lett. **B304** (1993) 263-270
- [54] R. Kedem, T.R. Klassen, B. M. McCoy and E. Melzer, *Fermionic sum representations for conformal field theory characters*, Phys. Lett. **B307** (1993) 68-76.
- [55] R. Kedem, B. M. McCoy and E. Melzer, *The sums of Rogers, Schur and Ramanujan and the Bose-Fermi correspondence in 1+1-dimensional quantum field theory*, in *Recent progress in statistical mechanics and quantum field theory*, ed. by P. Bouwknegt et al, World Scientific (1995) 195-219.
- [56] A. Kuniba, T. Nakanishi and J. Suzuki *Characters in Conformal Field Theories from Thermodynamic Bethe Ansatz* Mod. Phys. Lett. **A8** (1993) 1649-1660.
- [57] L. Lapointe and L. Vinet, *Exact operator solution of the Calogero-Sutherland model*, Commun. Math. Phys. **178** (1996) 425-452.
- [58] A. LeClair, *Restricted sine-Gordon theory and the minimal conformal models*, Phys. Lett. **B230** (1989) 103-107.
- [59] J. Lepowsky and M. Primc, *Structure of the standard Modules for the affine Lie algebra $A_1^{(1)}$* , volume 46 of *Contemporary Mathematics*. American Mathematical Society, Providence, 1985.

- [60] J. Lepowsky and R.L. Wilson, *A new family of algebras underlying the Rogers-Ramanujan identities and generalizations*, Proc. Nat. Sci. USA **78** (1981) 7254-7258.
- [61] J. Lepowsky, *Some developments in vertex operator algebra theory, old and new*, arXiv:0706.4072.
- [62] P. Mathieu and D. Ridout *The extended algebra of the minimal models*, Nucl. Phys. **B776** (2007) 365-404.
- [63] I. G. Macdonald, *Symmetric functions and Hall polynomials*, 2nd ed., The Clarendon Press/Oxford University Press (1995).
- [64] E. Melzer, *Fermionic character sums and the corner transfer matrix*, Int. J. Mod. Phys. **A9** (1994) 1115-1136.
- [65] N. Read and E. Rezayi, *Beyond paired quantum Hall states: parafermions and incompressible states in the first excited Landau level*, Phys. Rev. **B59** (1999) 8084-8092.
- [66] T. Nakanishi, *Nonunitary minimal models and RSOS models*, Nucl. Phys. **B334** (1980) 745-766.
- [67] H. Riggs, *Solvable lattice models with minimal and nonunitary critical behavior in two-dimensions*, Nucl. Phys. **B326** (1989) 673-688.
- [68] A. Rocha-Caridi, *Vacuum vector representations of the Virasoro algebra*, in *Vertex Operators in Mathematics and Physics*, ed. J. Lepowsky, et al, Publ. Math. Sciences Res. Inst. **3**, Springer-Verlag, (1985) 451-473.
- [69] F.A. Smirnov, *The perturbed $c < 1$ conformal field theories as reductions of sine-Gordon model* Int. J. Mod. Phys. **A4** (1989) 4213-4220; *Reductions of the sine-Gordon model as a perturbation of minimal models of conformal field theory* Nucl.Phys. **B337** (1990) 156-180.
- [70] R. P. Stanley, *Some combinatorial properties of Jack symmetric functions*, Adv. Math. **77** (1988) 76-115.
- [71] B. Sutherland, *Exact results for a quantum many body problem in one-dimension*, Phys. Rev. **A4** (1971) 2019-2021 ; *Exact results for a quantum many body problem in one-dimension. II*, Phys. Rev. **A5** (1972) 1372-1376.
- [72] S. O. Warnaar, *Fermionic solution of the Andrews–Baxter–Forrester model. I. Unification of CTM and TBA methods*, J. Stat. Phys. **82** (1996) 657–685.
- [73] S. O. Warnaar, *Fermionic solution of the Andrews–Baxter–Forrester model. II. Proof of Melzer’s polynomial identities*, J. Stat. Phys. **84** (1996), 49–83.
- [74] S.O. Warnaar *The Andrews-Gordon identities and q -multinomial coefficients*, Comm. Math. Phys. **184** (1997) 203-232.
- [75] T. Welsh, *Fermionic expressions for minimal model Virasoro characters*, Memoirs of the American Mathematical Society, vol. 827, AMS, RI (2005).
- [76] A.B. Zamolodchikov and V.A. Fateev, *Nonlocal (Parafermion) Currents in Two-Dimensional Conformal Quantum Field Theory and Self-Dual Critical Points in Z_N -Symmetrical Statistical Systems*, Sov. Phys. JETP **43** (1985) 215-225.

- [77] A.B. Zamolodchikov, *Integrable field theory from conformal field theory* Adv. Stud. Pure Math. **19** (1989) 641-674.