

On the afterglow from the receding jet of gamma-ray burst

Xin Wang¹, Y. F. Huang¹ ^{*}, and Si-Wei Kong¹

Department of Astronomy, Nanjing University, Nanjing 210093, China

Submitted to A&A on Jan 6, 2009

ABSTRACT

According to popular progenitor models of gamma-ray bursts, twin jets should be launched by the central engine, with a preceding jet moving toward the observer and a receding jet moving backwardly. However, in calculating the afterglows, usually only the emission from the preceding jet is considered. Here we present a detailed numerical study on the afterglow from the receding jet. Our calculation is based on a generic dynamical description, and includes some delicate ingredients such as the effect of the equal arrival time surface. It is found that the emission from the receding jet is generally rather weak. In radio bands, it usually peaks at a time of $t \geq 1000$ d, with the peak flux nearly 4 magnitudes lower than the peak flux of the preceding jet. Also, it usually manifests as a short plateau in the total afterglow light curve, but not as an obvious rebrightening as once expected. In optical bands, the contribution from the receding jet is even weaker, with the peak flux being ~ 8 magnitudes lower than the peak flux of the preceding jet. We thus argue that the emission from the receding jet is very difficult to detect. However, in some special cases, i.e., when the circum-burst medium density is very high, or if the parameters of the receding jet is quite different from those of the preceding jet, the emission from the receding jet can be significantly enhanced and may still emerge as a marked rebrightening. We suggest that the search for receding jet emission should mostly concentrate on nearby gamma-ray bursts, and the observation campaign should last for at least several hundred days for each event.

Key words. gamma rays: bursts — ISM: jets and outflows — stars: neutron

1. Introduction

Thanks to the discovery of X-ray, optical and radio afterglows of gamma-ray bursts (GRBs), it is now clear that most GRBs are situated at cosmological distances (Costa et al. 1997; van Paradijs et al. 1997; Frail et al. 1997). A lot of progresses have been achieved during the past decade (Piran 2004; Mészáros 2006). Especially, through the detection of GRB 030329, the association of long GRBs with supernovae is firmly established (Hjorth et al. 2003), which strongly supports the collapsar model as the energy mechanism for long GRBs (Woosley 1993; MacFadyen & Woosley 1999). Theoretically, the collapse of a massive star will most likely give birth to a black hole, surrounded by a temporal accretion disk. It is a common sense that the accretion system will produce double-sided jets (MacFadyen & Woosley 1999; Aloy et al. 2000; Rhoads 1999; Mészáros 2002). The GRB can be observed only when our line of sight is right on one of the two jets. The collimation of GRB ejecta can be tested observationally, through various beaming effects, such as the achromatic break in GRB afterglow light curves (Sari et al. 1999; Liang et al. 2008), the polarization in both the main burst phase and the afterglow phase (Lazzati 2006), the predicted existence of orphan afterglows (Rhoads 1997; Huang et al. 2002; Granot & Loeb 2003), and the energy crisis already noted in some GRBs (Frail et al. 2001). In fact, more and more observational evidences have been accumulated today, supporting the idea that many GRB ejecta might be highly collimated.

Current studies on the beaming effects are mostly concentrated on the emission from the preceding jet, i.e., the

jet moving toward the observer. The emission from the receding jet (or the counter jet) is generally omitted. It is interesting to note that this ingredient recently has been studied by a few authors (Granot & Loeb 2003; Li & Song 2004). By some simple analytical derivations, Li & Song (2004) argued that the emission from the receding jet can be detected in a few cases in the non-relativistic phase of GRB afterglows. However, previous studies did not consider some important effects, such as the action of the equal arrival time surface (EATS).

In this paper, we will present our detailed numerical investigation on the emission from the receding jet of GRB in the deep Newtonian stage. Although the GRB jet may be complicatedly structured (Mészáros et al. 1998; Kumar & Granot 2003), and the circum-burst environment may be wind medium and even associated with some complex density variations (Mészáros et al. 1998; Chevalier & Li 2000; Gou et al. 2001; Wu et al. 2004), here we will only consider the simplest situation, i.e., the homogeneous double-sided jets expanding into a homogeneous interstellar medium, which is favored by some recent fits (Huang et al. 2000a; Yost et al. 2003).

The structure of our paper is organized as follows. §2 is mainly a review of the dynamics and radiation model we used in our calculations. In §3 we present the numerical results, together with our tentative explanations. §4 is our conclusion and discussion.

2. Model Description

In the afterglow phase, the GRB ejecta expands into the interstellar medium (ISM) and is decelerated continuously,

^{*} e-mail: hyf@nju.edu.cn

giving rise to a strong external shock. The swept-up electrons are accelerated by the blastwave, producing the afterglow mainly through synchrotron radiation. In radio bands, the shell is no longer optically thin, so that the synchrotron self-absorption should be considered. In our study, we will use the convenient generic dynamical model advanced by Huang et al. (1999, 2000b, 2000c; Huang & Cheng 2003). Here, for completeness, we first describe the dynamics and the radiation process briefly.

2.1. Hydrodynamical Evolution

In our description, t is the photon arrival time measured in the lab-frame; R is the radial coordinate measured in the burst-frame relative to the initiation point; m is the rest mass of the swept-up medium; θ is the half-opening angle of the ejecta; γ is the bulk Lorentz factor of the moving material; p is the electron distribution index which is typically between 2 and 3; n is the number density of ISM; ξ_e and ξ_B^2 are the energy equipartition factors for electrons and the comoving magnetic field. We further denote the initial values of the rest mass, the isotropic equivalent energy, the Lorentz factor and the half-opening angle of the ejecta as M_{ej} , $E_{0,iso}$, γ_0 , θ_j , respectively.

The overall dynamical evolution of the GRB ejecta can be depicted by

$$\frac{dR}{dt} = \beta c \gamma \left(\gamma + \sqrt{\gamma^2 - 1} \right), \quad (1)$$

$$\frac{dm}{dR} = 2\pi (1 - \cos \theta) R^2 n m_p, \quad (2)$$

$$\frac{d\theta}{dt} = \frac{c_s}{R} \left(\gamma + \sqrt{\gamma^2 - 1} \right), \quad (3)$$

$$\frac{d\gamma}{dm} = - \frac{\gamma^2 - 1}{M_{ej} + \varepsilon m + 2(1 - \varepsilon)\gamma m}, \quad (4)$$

where $\beta = \sqrt{1 - 1/\gamma^2}$, c is the speed of light, and c_s is the comoving sound speed, which can be calculated by $c_s^2 = \hat{\gamma}(\hat{\gamma} - 1)(\gamma - 1)c^2 / [1 + \hat{\gamma}(\gamma - 1)]$ with $\hat{\gamma} \approx (4\gamma + 1)/(3\gamma)$ being a reasonable approximation for the adiabatic index. In Equation (4), ε is the radiative efficiency. In the extreme case, $\varepsilon = 0$ means adiabatic condition and $\varepsilon = 1$ refers to highly radiative situation. Note that in realistic case, ε should evolve gradually from 1 to 0, in about several hours.

Equations (1) — (4) is a convenient description of GRB afterglow dynamics that is applicable in both the initial ultra-relativistic phase and the late deep Newtonian phase (Huang et al. 1999; Huang & Cheng 2003).

2.2. Radiation Process

Basically, we assume that the shock-accelerated electrons follow a power-law distribution according to their energies, $dN'_e/d\gamma_e \propto \gamma_e^{-p}$. However, to ensure that the calculation in the deep Newtonian phase is correct, we need to modify the basic distribution function as $dN'_e/d\gamma_e \propto (\gamma_e - 1)^{-p}$ (Huang & Cheng 2003). The minimum and maximum Lorentz factors of electrons can be calculated as $\gamma_{e,min} = \xi_e(\gamma - 1)m_p(p - 2)/[m_e(p - 1)] + 1$ and $\gamma_{e,max} = \sqrt{6\pi e/(\sigma_T B') \approx 10^8(B'/1\text{G})^{-1/2}}$, where B' is the comoving magnetic field strength, m_p and m_e are masses of proton and electron, respectively. As usual, we assume that the energy ratio of magnetic field with respect to internal

energy is ξ_B^2 , so that the energy density of magnetic field is $B'^2/(8\pi) = \xi_B^2(\hat{\gamma} - 1)^{-1}(\hat{\gamma} + 1)(\gamma - 1)nm_p c^2$.

The cooling of electrons due to synchrotron radiation will lead to a steep distribution function above a critical Lorentz factor, γ_c . The expression for γ_c can be derived as $\gamma_c = 6\pi m_e c / (\sigma_T \gamma B'^2 t)$, where σ_T is the Thompson scattering cross section (Sari et al. 1998). Considering all the above ingredients, we finally use the following electron distribution function in our calculations (Huang & Cheng 2003):

$$1. \gamma_c \leq \gamma_{e,min},$$

$$\frac{dN'_e}{d\gamma_e} \propto \begin{cases} (\gamma_e - 1)^{-2} & (\gamma_c \leq \gamma_e < \gamma_{e,min}), \\ (\gamma_e - 1)^{-(p+1)} & (\gamma_{e,min} \leq \gamma_e \leq \gamma_{e,max}); \end{cases} \quad (5)$$

$$2. \gamma_{e,min} < \gamma_c \leq \gamma_{e,max},$$

$$\frac{dN'_e}{d\gamma_e} \propto \begin{cases} (\gamma_e - 1)^{-p} & (\gamma_{e,min} \leq \gamma_e \leq \gamma_c), \\ (\gamma_e - 1)^{-(p+1)} & (\gamma_c < \gamma_e \leq \gamma_{e,max}); \end{cases} \quad (6)$$

$$3. \gamma_c > \gamma_{e,max},$$

$$\frac{dN'_e}{d\gamma_e} \propto (\gamma_e - 1)^{-p} \quad (\gamma_{e,min} \leq \gamma_e \leq \gamma_{e,max}). \quad (7)$$

In the comoving-frame, the synchrotron radiation power at ν' is (Rybicki & Lightman 1979)

$$P'(\nu') = \frac{\sqrt{3}e^3 B'}{m_e c^2} \int_{\min(\gamma_{e,min}, \gamma_c)}^{\gamma_{e,max}} \left(\frac{dN'_e}{d\gamma_e} \right) F\left(\frac{\nu'}{\nu'_e}\right) d\gamma_e, \quad (8)$$

with $F(x) = x \int_x^{+\infty} K_{5/3}(k) dk$ being the Bessel function and $\nu'_e = 3\gamma_e^2 e B' / (4\pi m_e c)$ being the characteristic emission frequency (Sari et al. 1998). To calculate the radio afterglows, we must consider the synchrotron self-absorption. The optical depth of synchrotron self-absorption can be obtained as

$$\tau_{\nu'} = \frac{\sqrt{3}e^3 B'}{8\pi m_e^2 c^2 \nu'^2} \int_{\min(\gamma_{e,min}, \gamma_c)}^{\gamma_{e,max}} (q + 2) \left(\frac{dn'_e}{d\gamma_e} \right) \frac{1}{\gamma_e} F\left(\frac{\nu'}{\nu'_e}\right) d\gamma_e, \quad (9)$$

where $dn'_e/d\gamma_e$ denotes the column density distribution of electrons measured in the comoving-frame on the line of sight; q is the electron power-law distribution index which varies from 2 to $p + 1$ for fast-cooling and from p to $p + 1$ for slow-cooling. The synchrotron self-absorption will affect the radiation by a reduction-factor (Waxman et al. 1998)

$$f(\tau) = \frac{1 - e^{-\tau_{\nu'}}}{\tau_{\nu'}}. \quad (10)$$

Let us define the Doppler-factor as $D = [\gamma(1 - \beta\mu)]^{-1}$ (Mészáros 2006), where $\mu = \cos(\theta_{obs})$ and θ_{obs} is the viewing angle. Then the observed frequency is $\nu = D\nu'/(1 + z)$, and the observed flux density from a point-like source is

$$F_\nu = \frac{(1 + z)D^3}{4\pi d_L^2} f(\tau) P' [(1 + z)D^{-1}\nu], \quad (11)$$

where d_L is the luminosity distance. Finally, we can integrate the flux density over the EATS determined by (Sari 1998; Huang et al. 2007)

$$t_{obs} = (1 + z) \int \frac{dR}{\beta \gamma c D} \equiv \text{const.} \quad (12)$$

3. Numerical Results

In this section, we present our numerical results concerning the emission from the receding jet. First of all, for simplicity, we assume that the twin jets have the same characteristics, i.e., the same initial energy, opening angle, initial Lorentz factor, and the circum-burst ISM density. We also assume that the microphysics shock parameters (p , ξ_e , ξ_B^2) are the same for the receding and preceding blastwaves. For convenience, we define a set of parameter values as the “standard” condition: $n = 1\text{cm}^{-3}$, $E_{0,\text{iso}} = 10^{53}\text{ergs}$, $\theta_j = 0.1$, $\varepsilon = 0$, $\xi_e = 0.1$, $\xi_B^2 = 0.01$, $p = 2.5$, $\theta_{\text{obs}} = 0$, $\gamma_0 = 300$, and $z = 1$ (which corresponds to $d_L = 6634.3$ Mpc, Wright 2006). These values are typical in the study of GRB afterglows.

In Fig. 1, we first show some examples of the equal arrival time surfaces (EATs) at three moments. As expected, at any particular moment, the typical radius of the surface is much larger for the preceding jet branch as compared with that for the receding jet branch. Also, we notice that the curvature of the two branches is quite different. Generally, the EATS is much flatter on the receding jet. Another interesting feature is that the area of the EATS on the preceding branch is much larger than that of the corresponding receding branch.

Fig. 2 shows the radio and optical afterglow light curves under the “standard” condition. In this figure, the dotted line corresponds to emission from the preceding jet, the dashed line corresponds to emission from the receding jet, and the solid line is the total light curve. For the preceding jet, the afterglow light curve (the dotted line) becomes slightly flattened in the non-relativistic phase. It is consistent with the analytical solution in the deep Newtonian phase (Huang & Cheng 2003). Also it can be seen that the receding jet really can contribute a significant portion in the total emission at very late stage. The role played by the receding jet is reasonably more important in the radio band than in the optical band. However, the dashed component is generally not very strong, so that it can only lead to a plateau in the total light curve, but not an obvious rebrightening or a marked peak as expected by Li & Song (2004). We believe that the discrepancy between our numerical result and Li & Song’s analytical result mainly comes from the effect of the EATS. Below, we will give some detailed analyses on this point. Additionally, it should be noted that in the radio band, the peak flux of the receding component is about 4 magnitudes weaker than that of the preceding component. It essentially means that the receding component is very weak, and is very difficult to detect. In the optical band, the condition is even more awkward. The peak flux of the receding component is about 9 magnitudes less than that of the preceding component. Even comparing with the flux of the preceding jet at the jet break time, it is still 6 — 7 magnitudes weaker. So, in optical band, it is even much more difficult to observe the receding jet component.

According to Li & Song (2004), the time when the receding jet becomes notably visible ($t_{\text{NR}}^{\text{RJ}}$) is relevant to the time when the preceding jet enters the non-relativistic phase (t_{NR}), i.e.,

$$t_{\text{NR}}^{\text{RJ}} = t_{\text{NR}} + \frac{2r_{\text{NR}}}{c}, \quad (13)$$

where r_{NR} is the radius of the preceding jet at t_{NR} . In the standard frame work (Blandford & McKee 1976; Rhoads 1999), the sphere-like phase of a highly collimated GRB ejecta ends at the so called jet break time determined by $\gamma_j = 1/\theta_j$, with the shock radius being $r_j = (3E_{0,\text{iso}}\theta_j^2/[4\pi n m_p c^2])^{1/3}$. After the sphere-like phase, the jet spreads laterally at the co-moving sound speed c_s so that we have $\gamma \propto t^{-1/2}$ and $r_{\text{NR}} \approx r_j$ (Rhoads 1999). Then finally we obtain

$$t_{\text{NR}} = \frac{1}{2c} \left(\frac{3E_{0,\text{iso}}\theta_j^2}{4\pi n m_p c^2} \right)^{1/3}, \quad t_{\text{NR}}^{\text{RJ}} = 5t_{\text{NR}}. \quad (14)$$

Adopting the standard values of our parameters, Equation (14) yields $t_{\text{NR}} = 104$ d and $t_{\text{NR}}^{\text{RJ}} = 520$ d. After correcting for the cosmological time dilation, we get the corresponding observer’s time of $t_1 = (1+z)t_{\text{NR}} = 208$ d and $t_3 = (1+z)t_{\text{NR}}^{\text{RJ}} = 1040$ d. In fact, in Fig. 1, the EATs for these two moments have been displayed. So, according to Li & Song’s suggestion, the contribution from the receding jet should peak at $t_3 = 1040$ d. In our Fig. 2, the peak is postponed to $t_{\text{peak}} \sim 2000$ d for 8.46 GHz, and to $t_{\text{peak}} \sim 3000$ d in R band, due to the EATS effect and the deceleration of the external shock. Moreover, it is interesting to note that the peak time of the receding component (t_{peak}) is larger at shorter wavelength, which is completely different from the behavior of the preceding jet, where the light curve usually peaks at later time in longer wavelength bands. This behavior is not unreasonable, since higher frequency emission mostly comes from the higher speed portion on the EATS. We then have to wait for a longer time for these receding material to decelerate enough to send their photons backward to us.

Another reason that suppresses the rebrightening of the receding jet is as follows. According to Li & Song’s analysis, at the observer’s time t_3 , the receding jet should be at the radius of r_{NR} . However, from our Fig. 1, we see that the typical radius of the EATS at t_3 on the receding jet is much smaller than the radius of the preceding jet at t_1 . The reason is again due to the EATS effect. It means that the receding jet still does not decelerate enough at t_3 (actually, the bulk Lorentz factor is still 3.95), and its emission is still mainly directed forwardly (not backwardly toward the observer). Additionally, Fig. 1 shows clearly that the area of the receding jet at t_3 (corresponding to $t_{\text{NR}}^{\text{RJ}}$) is much smaller than that of the preceding jet at t_1 (corresponding to t_{NR}). So, the number of electrons involved in the radiation process is typically much smaller on the receding jet at $t_{\text{NR}}^{\text{RJ}}$, as compared to that on the preceding jet at t_{NR} . Due to the above reasons, the contribution from the receding jet is naturally much weaker than that deduced from $L_{\nu}^{\text{RJ}}(t) \approx L_{\nu}(t - 4t_{\text{NR}})$, ($t \geq t_{\text{NR}}^{\text{RJ}}$) (Equation (7) in Li & Song (2004)).

In Fig. 3, we plot the afterglow light curves in more radio and optical/infrared bands. Again, we can clearly see the tendency that the contribution from the receding jet emerges later at higher observing frequency. Also, the contribution from the receding jet seems less significant in optical bands as compared with that at radio wavelengths.

Fig. 4 illustrates the effects of some parameters (n , $E_{0,\text{iso}}$, θ_j , and ε) on the receding jet component in the afterglow light curve. Fig. 4(a) shows that the circum-burst medium density (n) affects the peak time (t_{peak}) of receding

jet dramatically. A larger number density usually leads to a smaller t_{peak} . The strength of the receding jet component is also obviously enhanced. In the case of $n = 1000 \text{ cm}^{-3}$, the peak flux of the receding jet is only several times less than the peak flux of the preceding jet. It hints that the receding jet component is most likely detectable in a dense environment. Similarly, the initial kinetic energy ($E_{0,\text{iso}}$) also affects t_{peak} significantly, with larger $E_{0,\text{iso}}$ corresponding to a larger t_{peak} (Fig. 4(b)). The effect of the initial jet opening angle (θ_j) on t_{peak} can also be clearly seen in Fig. 4(c). It should be further noted that the receding jet component is more marked when the opening angle is smaller. In Fig. 4(d), we can observe an obvious rebrightening when the radiation efficiency (ε) is large. However, in realistic case, ε is unlikely to be so large. Actually, at such late stages, the external shock should be adiabatic, so that ε should be nearly zero.

Fig. 5 illustrates the effects of other four parameters (ξ_e , ξ_B^2 , p , and θ_{obs}) on the receding jet component. Generally speaking, a larger ξ_e and/or ξ_B^2 can enhance the receding jet component markedly. On the other hand, although p has an important influence on the overall afterglow light curve, its impact on the relative strength of the receding jet component is not significant. Again, note that in all the cases, the contribution from the receding jet only emerges as a plateau, but not as any obvious rebrightening. In Fig. 5(d), when the observing angle (θ_{obs}) increases, the preceding jet component becomes weaker, while the receding jet component becomes stronger. It is in good accord with our expectation (also see Granot & Loeb 2003). However, the contribution from the receding jet still generally plays a minor role in the total afterglow light curve. Additionally, for off-axis twin jets, the GRB from the preceding jet is unobservable, so that even the afterglow from the preceding jet itself (i.e., the orphan afterglow) is difficult to observe. Note that in Fig. 5(d), when $\theta_{\text{obs}} = \pi/2$ (i.e., the thick solid line), the contribution from the receding jet and the preceding jet are actually equal.

Equation (14) tells us that the peak time of the receding component should be relevant to the 3 parameters of n , $E_{0,\text{iso}}$, θ_j ; on the other hand, other parameters such as ξ_e , ξ_B^2 , p do not affect the peak time. These tendency can be clearly seen in Figs. 4 and 5.

In Fig. 6, we plot the overall afterglow light curves under some special assumptions. The dashed line is plotted by assuming that both the preceding jet and the receding jet do not experience any lateral expansion. Since the deceleration of the jets is much slower in this case, we see that the receding jet component emerges much later and is also much less obvious as compared with our “standard” case. The dash-dotted line is plotted by assuming a much smaller initial Lorentz factor ($\gamma_0 = 30$), which may correspond to the so called failed GRBs (Huang et al. 2002). The receding jet component emerges slightly earlier as compared with the solid line, but its role becomes less significant correspondingly.

In all the above calculations, we have assumed that the conditions and parameters of the twin jets are the same. However, this may not be the case for realistic GRBs. The circum-burst environment and the micro-physics parameters may actually be different for the twin jets. In Fig. 7, we have plotted the overall afterglow light curves by assuming different parameters for the preceding jet and the

receding jet. In each panel of Fig. 7, we first plot a common light curve (the solid line) by adopting the standard parameter set, but change ξ_e to 0.01 and change ξ_B^2 to 10^{-4} . We then increase the values of ξ_e , ξ_B^2 , and n for the receding jet to see their effects on the afterglow light curve. It is encouraging to see that the emission from the receding jet really can be greatly enhanced, so that it can manifest as an obvious rebrightening in the overall light curve. In Fig. 7(a), 7(b) and 7(d), the peak flux of the rebrightening can be nearly 100 times larger than the “background” level in the best cases. It is imaginable that in the most favorable cases, when all ξ_e , ξ_B^2 and n are larger for the receding jet at the same time, the rebrightening will be even more remarkable. However, note that the contrary condition may also exist in realistic GRBs, i.e., these parameters may also be smaller for the receding jet. Then the emission from the receding jet will be completely unnoticeable.

4. Conclusion and Discussion

We have studied the emission of the receding jet numerically. The effect of the EATS is included in our calculations. Clearly, this effect plays an important role in the process. It is found that the contribution from the receding jet is generally quite weak. In most cases, it only manifests as a short plateau in the overall afterglow light curve, but not a marked rebrightening. The flux density of the plateau is usually less than $0.1 \mu\text{Jy}$ in radio bands. We noticed that the observed radio afterglow emission is generally on the level of $0.1 - 1 \text{ mJy}$ at about the peak time. After several months, the radio afterglow usually decreases to a very low level, and is submersed by the emission from the host galaxy, whose strength can be $40 - 70 \mu\text{Jy}$ (Berger et al. 2001). Additionally, the error bar of radio observations is usually $\sim 30 - 50 \mu\text{Jy}$ at very late stages (Frail et al. 2003). Thus the contribution from the receding jet, i.e. the plateau, is actually very difficult to detect currently. Our results are consistent with a recent observational report by van der Horst et al. (2008), who failed to detect any clear clues of the receding jet emission.

However, as shown in our Fig. 7, if the micro-physics parameters of the receding jet were different from the preceding jet, or if the receding jet were in a much denser environment, then it is still possible that the contribution from the receding jet can be greatly enhanced. For example, if ξ_e and/or ξ_B^2 of the receding jet is much larger than that of the preceding jet, then the receding jet can really manifest as an obvious rebrightening.

Also, our Fig. 4(a) shows that a dense circum-burst environment can suppress the emission of the preceding jet, and enhance the contribution from the receding jet. If the GRB occurs in a very dense molecular cloud with $n > 10^3 \text{ cm}^{-3}$ (Dai & Lu 1999), the contribution from the receding jet may be much easier to detect.

In short, we believe that the effort of trying to search for the afterglow contribution from the receding jet is still meaningful. If observed, it would provide useful clues to study the circum-burst environment and the micro-physics of external shocks. We suggest that nearby GRBs (with redshift $z \leq 0.1$) should be good candidates for such studies.

Acknowledgements. We thank Z. Li for stimulating discussion. This research was supported by the National Natural Science Foundation of

China (grant 10625313), and by the National Basic Research Program of China (grant 2009CB824800). Xin Wang is also supported by 2008' National Undergraduate Innovation Program of China (grant 081028441).

References

- Aloy, M. A., Müller, E., Ibáñez, J., Martí, J., & MacFadyen, A. 2000, *ApJ*, 531, L119
- Berger, E., Kulkarni, S. R., & Frail, D. A. 2001, *ApJ*, 560, 652
- Blandford, R. D., & McKee, C. F. 1976, *Phys. Fluids*, 19, 1130
- Chevalier, R. A., & Li, Z. Y. 2000, *ApJ*, 536, 195
- Costa, E., Frontera, F., Heise, J., et al. 1997, *Nat*, 387, 783
- Dai, Z. G., & Lu, T. 1999, *ApJ*, 519, L155
- Frail, D. A., Kulkarni, S. R., Berger, E., & Wieringa, M. H. 2003, *AJ*, 125, 2299
- Frail, D. A., Kulkarni, S. R., Nicastro, S. R., Feroci, M., & Taylor, G. B. 1997, *Nat*, 389, 261
- Frail, D. A., Kulkarni, S. R., Sari, R., et al. 2001, *ApJ*, 562, L55
- Gou, L. J., Dai, Z. G., Huang, Y. F., & Lu, T. 2001, *A&A*, 368, 464
- Granot, J., & Loeb, A. 2003, *ApJ*, 593, L81
- Hjorth, J., Sollerman, J., Møller, P., et al. 2003, *Nat*, 423, 847
- Huang, Y. F., & Cheng, K. S. 2003, *MNRAS*, 341, 263
- Huang, Y. F., Dai, Z. G., & Lu, T. 1999, *MNRAS*, 309, 513
- Huang, Y. F., Dai, Z. G., & Lu, T. 2000a, *A&A*, 355, L43
- Huang, Y. F., Dai, Z. G., & Lu, T. 2000b, *MNRAS*, 316, 943
- Huang, Y. F., Gou, L. J., Dai, Z. G., & Lu, T. 2000c, *ApJ*, 543, 90
- Huang, Y. F., Dai, Z. G., & Lu, T. 2002, *MNRAS*, 332, 735
- Huang, Y. F., Lu, Y., Wong, A. Y. L., & Cheng, K. S. 2007, *ChJAA*, 7, 397
- Kumar, P., & Granot, J. 2003, *ApJ*, 591, 1075
- Lazzati, D. 2006, *New J. Phys.*, 8, 131
- Li, Z., & Song, L. M. 2004, *ApJ*, 614, L17
- Liang, E. W., Racusin, J. L., Zhang, B., Zhang, B. B., & Burrows, D. N. 2008, *ApJ*, 675, 528
- MacFadyen, A. I., & Woosley, S. E. 1999, *ApJ*, 524, 262
- Mészáros, P. 2002, *ARA&A*, 40, 137
- Mészáros, P. 2006, *Rep. Prog. Phys.*, 69, 2259
- Mészáros, P., Rees, M. J., & Wijers, R. A. M. J. 1998, *ApJ*, 499, 301
- Piran, T. 2004, *Rev. Mod. Phys.*, 76, 1143
- Rhoads, J. E. 1997, *ApJ*, 487, L1
- Rhoads, J. E. 1999, *ApJ*, 525, 737
- Rybicki, G. B., & Lightman, A. P. 1979, *Radiative Processes in Astrophysics* (Wiley, New York)
- Sari, R. 1998, *ApJ*, 494, L49
- Sari, R., Piran, T., & Halpern, J. P. 1999, *ApJ*, 519, L17
- Sari, R., Piran, T., & Narayan, R. 1998, *ApJ*, 497, L17
- van der Horst, A. J., Kamble, A., Resmi, L., et al. 2008, *A&A*, 480, 35
- van Paradijs, J., Groot, P. J., Galama, T., et al. 1997, *Nat*, 386, 686
- Waxman, E., Kulkarni, S. R., & Frail, D. A. 1998, *ApJ*, 497, 288
- Woosley, S. E. 1993, *ApJ*, 405, 273
- Wright, E. L. 2006, *PASP*, 118, 1711
- Wu, X. F., Dai, Z. G., Huang, Y. F., & Ma, H. T. 2004, *ChJAA*, 4, 455
- Yost, S. A., Harrison, F. A., Sari, R., & Frail, D. A. 2003, *ApJ*, 597, 459

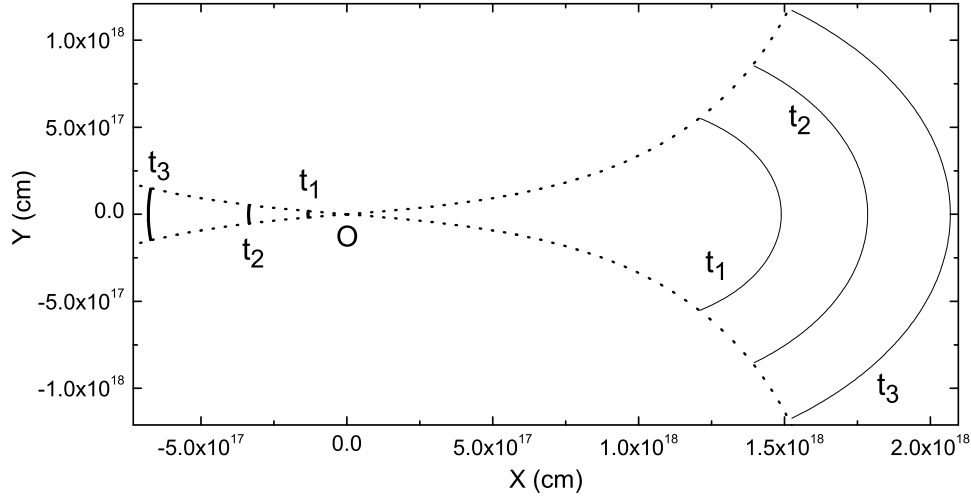


Fig. 1. Schematic illustration of the EATs at three moments, $t_1 \approx 208$ d, $t_2 \approx 520$ d and $t_3 \approx 1040$ d. In this calculation, we have used the “standard” parameter set as defined in Sect. 3. “O” is the position of the central engine, and the observer is on the far right side with $y=0$. The dotted lines indicate the jet boundary. For the receding jet, the EATs are plotted in thick solid lines, while for the preceding jet the surfaces are plotted in thin solid lines. Note that on the preceding jet branches, the bulk Lorentz factors of the material at the peak of the EATs are 1.17, 1.07, and 1.03 for t_1 , t_2 , and t_3 , respectively. On the receding jet branches, the bulk Lorentz factors of the material at the peak of the EATs are 56.07, 11.79, and 3.95 for t_1 , t_2 , and t_3 , respectively.

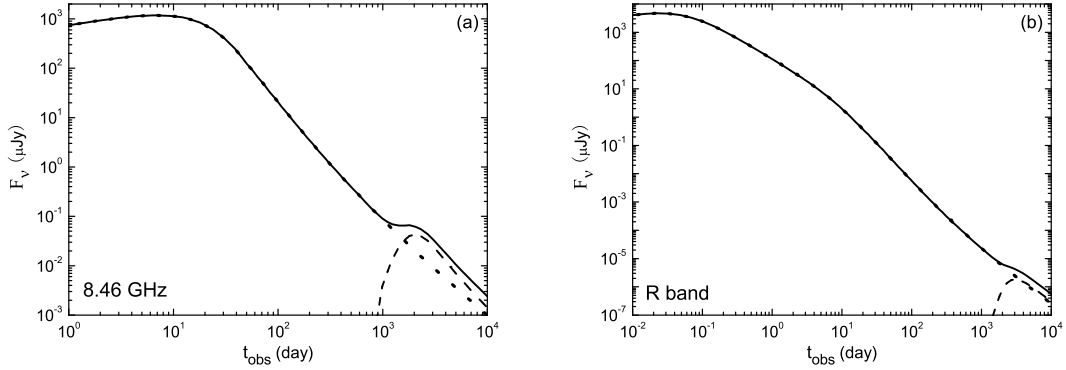


Fig. 2. 8.46 GHz radio afterglow (a) and R-band optical afterglow (b) from the preceding jet and the receding jet. The dotted lines correspond to the emission from the preceding jet, and the dashed lines correspond to the contribution from the receding jet. The solid line is the total light curve. In this calculation, we have used the “standard” parameter set as defined in Sect. 3.

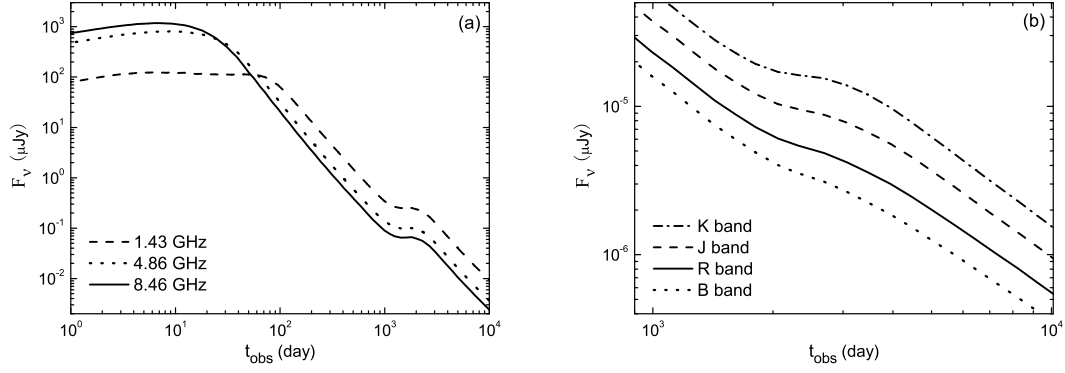


Fig. 3. Multiwavelength afterglow light curves of a double-sided jet. Radio afterglows are illustrated in panel (a), and optical/IR afterglows are plotted in panel (b). In this calculation, we have used the “standard” parameter set as defined in Sect. 3.

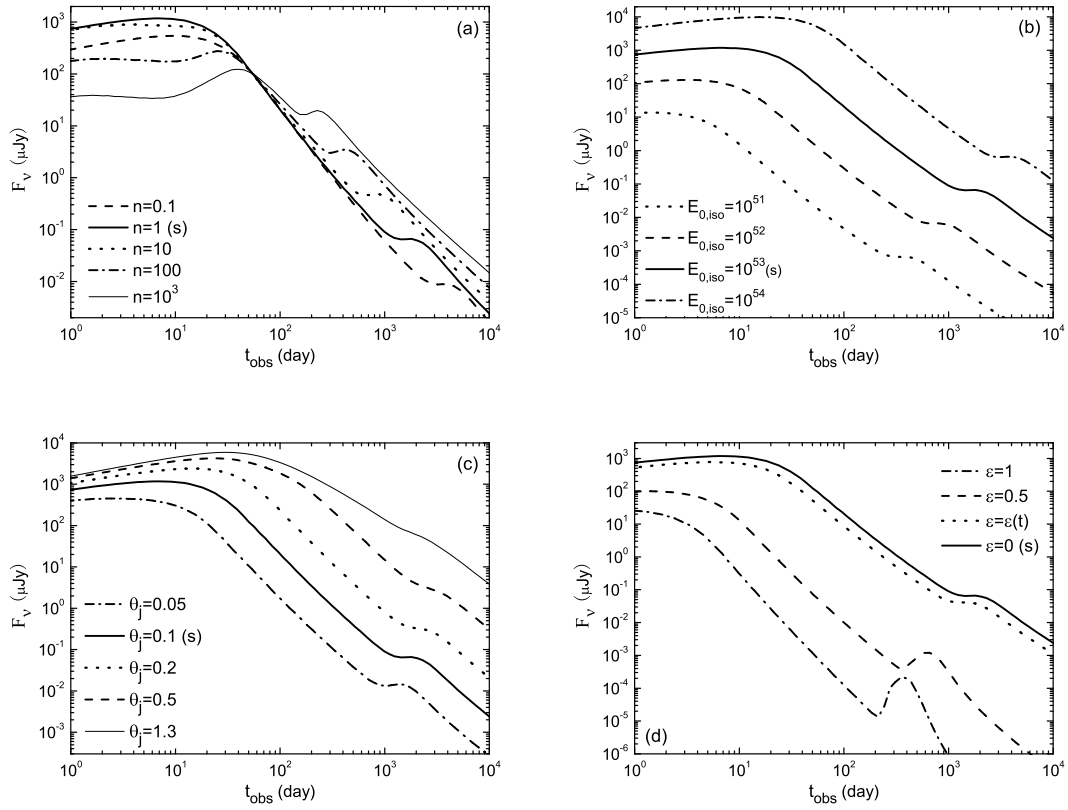


Fig. 4. The effects of various parameters (n , $E_{0,\text{iso}}$, θ_j , and ϵ) on the 8.46 GHz radio afterglow light curves of double-sided jets. In each panel, “(s)” corresponds to the “standard” condition as defined in Sect. 3, and other lines are drawn with only one certain parameter altered.

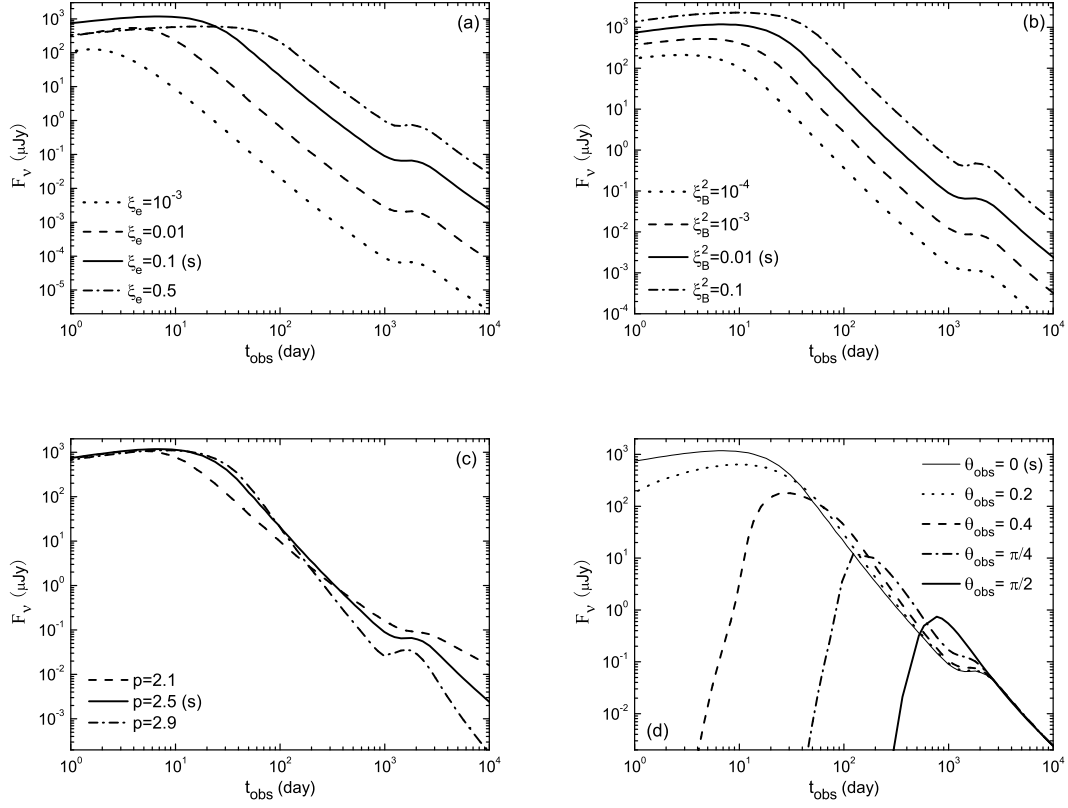


Fig. 5. The effects of various parameters (ξ_e , ξ_B^2 , p , and θ_{obs}) on the 8.46 GHz radio afterglow light curves of double-sided jets. In each panel, “(s)” corresponds to the “standard” condition as defined in Sect. 3, and other lines are drawn with only one certain parameter altered.

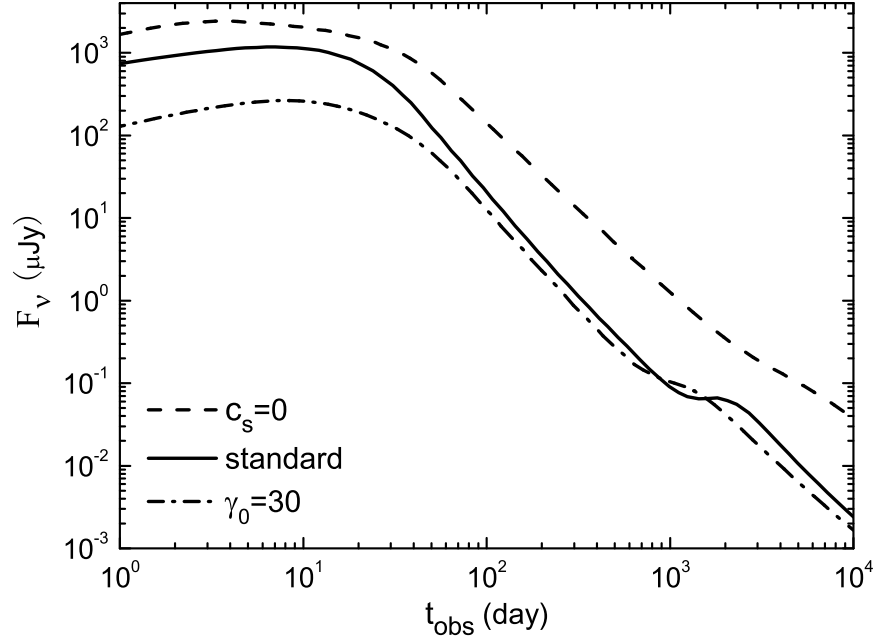


Fig. 6. 8.46 GHz radio afterglow light curves of double-sided jets under different physical assumptions. The solid line is plotted for the “standard” double-sided jet as defined in Sect. 3. The dashed line is plotted for a double-sided jet without lateral expansion. The dash-dotted line is plotted for a double-sided jet with a low initial Lorentz factor ($\gamma_0 = 30$), which may correspond to the so called failed GRBs.

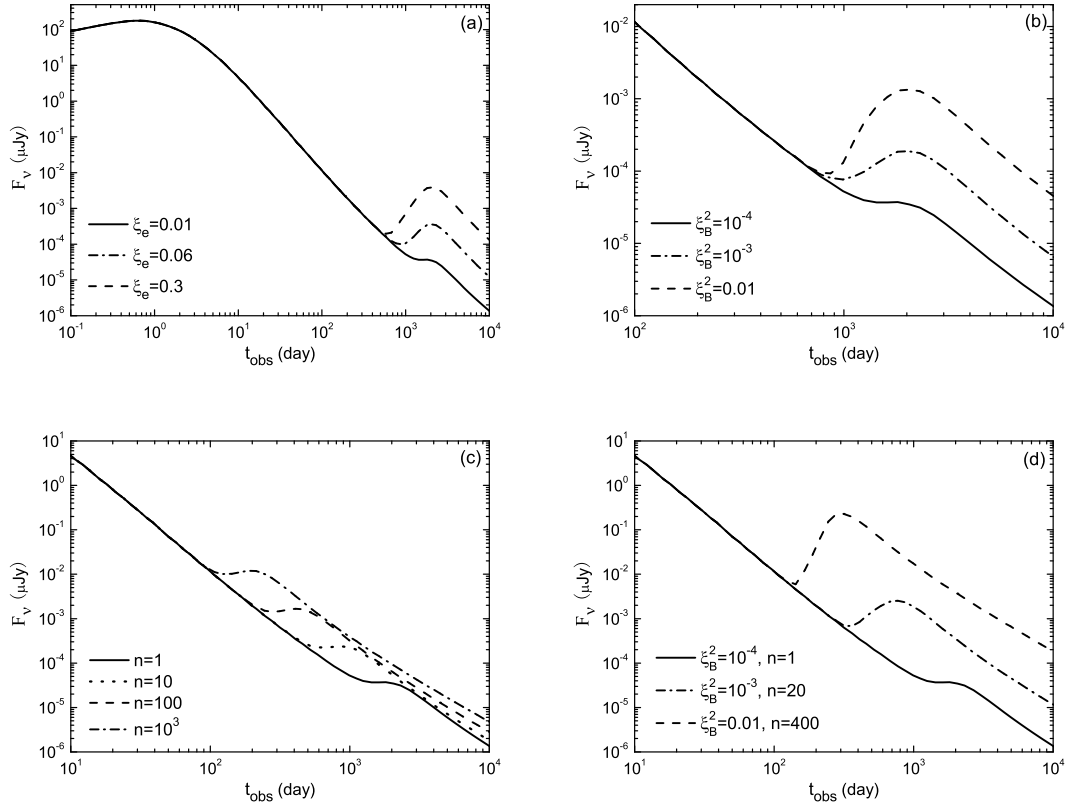


Fig. 7. 8.46 GHz radio afterglow light curves of double-sided jets. In this figure, we assume that the parameters of the receding jet can be different from those of the preceding jet. In each panel, the solid line is plotted under the “standard” condition, i.e., the parameters are completely the same for the twin jets (but note that we have evaluated ξ_e as 0.01 and ξ_B^2 as 10^{-4} here). For other light curves, one or two parameters are changed for the receding jet, to see its effect on the afterglows.