

# Thermodynamics of Information Retrieval

Kostadin Koroutchev\*, Jian Shen†, Elka Koroutcheva‡ and Manuel Cebrián§

## Abstract

In this work, we suggest a parameterized statistical model (the gamma distribution) for the frequency of word occurrences in long strings of english text and use this model to build a corresponding thermodynamic picture by constructing the partition function. We then use our partition function to compute thermodynamic quantities such as the free energy and the specific heat. In this approach, the parameters of the word frequency model vary from word to word so that each word has a different corresponding thermodynamics and we suggest that differences in the specific heat reflect differences in how the words are used in language, differentiating keywords from common and function words. Finally, we apply our thermodynamic picture to the problem of retrieval of texts based on keywords and suggest some advantages over traditional information retrieval methods.

## 1 Introduction

Let us imagine that we are looking for some article in the Web. Probably the first thing we will do is to go to a search engine and type some keywords.

---

\*K.K. is with the Department of Computer Science at Autonomous University of Madrid, 28049 Madrid, Spain (E-mail: k.koroutchev@uam.es).

†J.S. is with the Department of Computer Science at Autonomous University of Madrid, 28049 Madrid, Spain (E-mail: jian.shen@estudiante.uam.es).

‡E.K. is with the department of Fundamental Physics at National Distance Education University, 28080 Madrid, Spain (E-mail: elka@fisfun.uned.es). She is also with the G. Nadjakov Institute for Solid State Physics, Bulgarian Academy of Sciences, 1784 Soa, Bulgaria.

§M.C. is with the department of Computer Science at Brown University, RI 02912, USA (E-mail: mcebrian@cs.brown.edu).

If we type a query like “I am looking for an article about statistical mechanics of images”, although it is exactly what we want, we will probably get nothing related to the subject or we will get only a content partially related to it. In order to have some meaningful results, one needs to refine the query to something like “image”, “statistical mechanics” ignoring in this way the structure of the language and using some statistical estimations of the parts of the query that stick well with its meaning.

Current web search engines are a product of some 15 years evolution. This evolution has shown that if we are looking for the meaning of a text, we must look for specific, statistically salient keywords that are supposed to be present in it, largely ignoring the syntactic and the semantics structure of the language.

Probably, the best way to do the analysis of a text, written in some language [1], would be to have some exact descriptions of the language, for example, a weighted context-free grammar [2]. Having in mind the Zipf’s law [3] of the frequency distribution of the words, even if reasonable grammar exists, in a single text of arbitrary length we will have some 40% halomorphemes [4]. As a consequence, the length of the grammar will be of the order of the length of the text for any text we choose.

Therefore, it is convenient to consider the language as a set of all the texts spoken/written in that language. Using statistical arguments, we do not need all texts, but only a significantly large random set of texts in order to treat the problem.

In this article we propose a statistical physics model of the text that treats the text as a large random data set. The text is regarded to be conditioned on the language in which the text is written and can be restricted on the area to which it belongs, as for example “nonlinear physics” or “novels of 17<sup>th</sup> cen-

ture”.

The model we investigate consists of a text  $T$  and a vocabulary  $V$ , written in some language. The vocabulary is formed using as a basis some huge collection of texts, written in that language.

The relationship between the vocabulary and the text is asymmetric. If we regard an article of non-linear science, it is highly probable to find words like “chaotic dynamics” or “Hamiltonian”, but highly improbable to find words like “horses” and “knights”. Regarding, for example “Don Quixote”, it is just the opposite. So a text that treats some subject is highly restricted by this subject and the later conditions the vocabulary used. The language as a whole has no such restriction. Therefore, the relative excess (or higher frequency) of a word in the vocabulary is a normal situation.

On the contrary, the relative excess of a word in the text has a specific meaning, because if the word is with much higher occurrence in the text than in the common language, that can be interpreted as an indication that this text treats exactly a subject expressed by this word, e.g. that the word is a *specific term* or *keyword* in the text. This is the first class of words in the text that we will consider in this article.

On the other hand, the text will always contain words that are common in the language, which have more or less the same frequency in any text and in the vocabulary. A large fraction of the words of that type will be formed by the so called *function words*. These words by themselves carry no meaning but are essential for expressing the language structure. A typical example of a function word in English is the word “the”. The problem with this category is that it is not very easy to define it in a way that can be implemented by a computer program. A similar and strictly defined category is the class of closed class words that by definition are the words, which do not change their form in any text.

Finally the third class of words that will follow more or less the same frequency distribution in the text and in the vocabulary are the *common words*. They serve to transmit the meaning of the text, but are common for every text that must explain some concept, like for example the word “explain” in this sentence. In this class significant deviations between

different texts and different authors can be expected.

In the literature, the statistical treatment of the text is mainly regarded in relation with the information retrieval (IR) theory, where this consideration results very fruitful [5, 6].

Another statistical consideration is centered on the Zipf law [3, 7] and looks for the relative distribution of different words (types) in a collection of texts. The Zipf law can be derived from the requirement of maximal information exchange [8]. This approach mainly focuses on the tail of the distribution, that is an example of large number of rare events (LNRE).

In this article we fix the length of the text to some reasonable value (10000 words) and consider it in relation to some dictionary. Having fixed number of words in consideration, we do not have to regard the LNRE type of distribution.

The main contributions of this article are:

- The gamma distribution is a better model of word occurrences than other models considered in the literature.
- The specific heats of different words reflect important differences in how words are used in language.
- The thermodynamic picture offers advantages when searching for relevant texts based on a set of keywords.

The paper is organized in the following way: In the Section 2, we define the model and the approximations used. In Section 3 we derive an expression of the frequency of a given word in a fixed length text and the potential energy corresponding to this probability distribution in the thermodynamic limit. In Section 4 we derive an analytical expression for the free energy of a text and the corresponding thermodynamics quantities. Using the results from Section 4, in Section 5 we calculate numerically these thermodynamic quantities for a set of arbitrary selected texts and we find that the specific terms (keywords) and the rest of the text have different thermodynamic behavior. Section 7 presents our discussion and comments about the future directions of the work. Section 8 briefly summarizes the research related the present

work, and section 9 presents the conclusions of the article.

## 2 The Model

In our approach we use the following metaphor to explain the model. We consider the vocabulary as a solid-state basement, composed by “molecules”, which form the parts of the text. The text itself is considered as a liquid solution of “molecules”, derived in the same manner as the vocabulary. The text and the vocabulary “react” and there exists some energy gain when the reaction takes place, so some “molecules” are settled down on the solid base.

As a first approximation, the molecules can be assumed to react only if they represent one and the same word in the text and the vocabulary. A typical text has insignificant length compared to the vocabulary and practically the words of the text will “deposit”, except the orthographic errors, the words defined in the text and probably the foreign proper names. To have a consideration of the text almost independent of its length, we can impose the requirement to have equal total number of “molecules” in the solid and the liquid phase. This can be achieved by replicating the text the times necessary to achieve one and the same length of the text and the vocabulary.

Our model thus consists of a vocabulary of length  $L_v$ , a text of length  $L_t$ , and the “molecules” (words) of the text  $w$  that match to the “molecules” of the vocabulary. The corresponding number of occurrences of these “molecules” are  $n_t(w)$  and  $n_v(w)$  for the text and for the vocabulary, respectively. In order to fulfill the requirement of equal length between the text and the vocabulary, we can introduce some standard text length  $L_0$  and normalize the number of occurrence of  $w$  according to this length:

$$N_t(w) = L_0 \frac{n_t(w)}{L_t}, \quad N_v(w) = L_0 \frac{n_v(w)}{L_v}.$$

For convenience we choose  $L_0 = L_t$  in the numerical experiments. We denote the number of deposited molecules, normalized to length  $L_0$  by  $m(w)$ . This

parameter will be used below as an order parameter for the system.

The problem of regarding the text as a thermodynamic system consists of defining the “molecules”  $w$  and the energy of the interaction  $E(w) = E(m(w), N_t(w), N_v(w), L_0)$  between the language and the text. In this article we will regard as “molecules” the usual English words, consisting of continuous strings of letters, separated by non-letter symbols in written texts. In the rest of the article we will not distinguish between “molecules” and words. As a first approximation we assume that the words are independent, e.g. that there is no interaction between different words. Due to this assumed independence, the extensive thermodynamics quantities, as for example the free energy, will be the sum of the corresponding quantities over the words. Therefore, we can build a theory, based on a single word and extrapolate it on the text.

Further, we consider that the language (the solid compound) imposes some potential energy field with strength dependent on the  $N_v, L_v$  but not on the text, e.g. not on  $N_t$  (when it is not required we will omit the  $w$  argument). We also assume that the system is in thermal equilibrium.

According to this consideration, the probability  $P(m)$  of the state with  $m$  deposited molecules is [11]:

$$P(m) \propto G(m) \exp(-\beta E(m, N_t, N_v, L_0)), \quad (1)$$

where  $E(m, N_t, N_v, L_0)$  is the energy of settling  $m$  molecules,  $G(m, N_t)$  is the number of degenerations of these states and  $\beta$  is the inverse temperature  $\beta \equiv 1/T$ . The number of degenerations is just the number of ways we can select  $m$  “molecules” out of a set of  $N_t$  molecules, e.g.  $G(m, N_t) = \binom{N_t}{m}$ . Note that this number is strictly zero if  $m > N_t$ , that reflects the fact that we have only  $N_t$  molecules.

Regarding that system, one can impose the requirement that its properties scale with the length of texts e.g. if we scale simultaneously the size of the vocabulary and the text by  $s$ , the thermodynamics potential will scale in the following way:

$$E(sm, sN_t, sN_v, sL_0) = sE(m, N_t, N_v, L_0)$$

and

$$\log(G(sm, sN_t)) = s \log(G(m, N_t)).$$

This requirements must to be fulfilled only in the asymptotic limit, e.g. when  $s \rightarrow \infty$ , which permits to use the saddle point approximation in Eq. 1, considering as important only the limit

$$\lim_{s \rightarrow \infty} [E(sm, sN_t, sL_t, sN_v, sL_v)\beta + \log(G(sm))]/s.$$

### 3 Frequency of a single word

Let us consider the frequency of occurrence of a single word  $w$  in a text with length  $L$ , regarding just the case where the word occurs  $x \gg 1$  times. The question is what is the probability distribution of a given word in this segment of text. The answer can be given only by empirical argument investigating a large repository of texts.

The usual hypothesis is that the distribution is binomial or mixture of Binomials that corresponds to some urn process [7]. More sophisticated models suppose that the distribution is a mixture of Binomial (when the word is not used as a keyword) and a Flat distribution (when the word is used as a keyword) [12, 13, 14]. Some process is assumed to be responsible of this distribution, where the probability of having the word in a text increases if the word is already in the text. This leads to a mixture of Poisson processes.

However, we have found that the distribution is far from Binomial. As an illustration, in Fig. 1 we give the frequency distribution of the word “the” in the Gutenberg collection [15] of texts, with  $L = 10000$ . This word it is practically impossible to be used as a keyword and therefore we can assume that the distribution would be simply Binomial. However, it is clear that the distribution is not Binomial; it is highly skewed and far away from the Binomial distribution with that frequency [16].

Empirically we have found that the distribution is Gamma distribution for all the words if the different meanings of the homonyms are regarded as different words.

By definition, the Gamma distribution is:

$$P(x; w) = e^{-x^b} x^{a-1} b^a / \Gamma(a), \quad (2)$$

where  $b$  is a parameter independent of the length of the text e.g. it depends only on the word and the

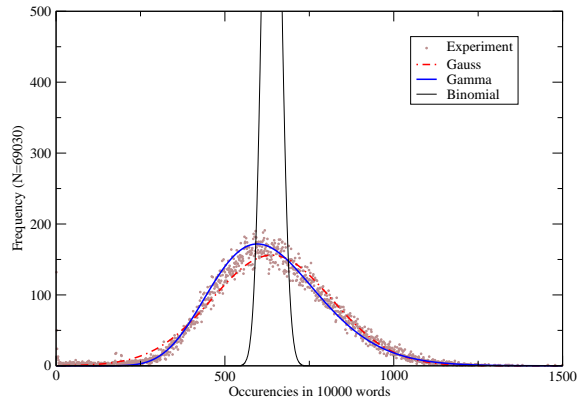


Figure 1: (Color online) Frequency distribution of the word “the” in 10000 consecutive words of the corpus. The dots represent the empirical data; the red line the best Poisson/Normal distribution fit and the blue line – the best Gamma fit. The black line is the binomial distribution that corresponds to the empirical parameters.

class of text we are regarding. The parameter  $a$  is proportional to the length of the text  $L$ .

The empirical proof of the statement about the Gamma distribution can be performed on a text corpus with sufficiently large size, dividing it in small fragments. These segments must be chosen with a sufficient length  $L$  in order to have  $Lp_w \gg 1$ , where  $p_w$  is the probability of occurrence of the word  $w$ .

We have checked the above hypothesis of Gamma distribution on the British National Corpus (BNC) [17] and on a set of about 19000 English texts chosen from the Gutenberg collection and we found an excellent agreement ( $p > 0.8$ ) with the experimental data for all the words with  $p_w > 5/10000$  [16].

The statement that the distribution of a given word is Gamma is not common in the literature. In this article we do not give a model to explain it. However independently of the nature of the underlying process we found that the Gamma distribution fits well the empirical data.

Further, we have analyzed the asymptotic behavior of the distribution. To achieve this, we replicated the text  $s$  times and considered the limit  $\lim_{s \rightarrow \infty} [\log P(sx; w; sa, b)]/s = a - bx - a \log a +$

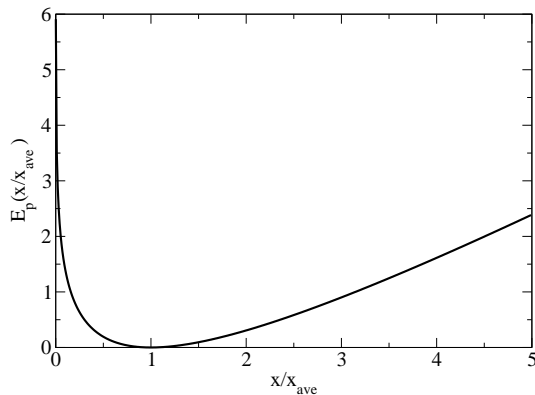


Figure 2: Potential energy of a word according to the number of occurrences. It consists of two parts – the logarithmic falling part varying for values of the argument from zero to the mean frequency of the word and a linear increasing part, predominant at the range where the frequency of the word is larger than its mean frequency in the language.

$a \log x + a \log b$ . Using that the mean of  $x$  is  $\bar{x} = ab$ , we obtained for the asymptotic behavior of  $\log P(x)$  the following final expression:

$$E_p(x; w) = -\log P(x) = -\bar{x}b \left[ 1 - \frac{x}{\bar{x}} + \log \left( \frac{x}{\bar{x}} \right) \right]. \quad (3)$$

$E_p$  can be regarded as a potential energy of the word  $w$  in the language. The logarithmic member corresponds to the entropic part of the energy[18], while the linear one accounts for the excess of words of a given type in the text. A normalized energy curve is given in Fig. 2.

## 4 The free energy

Using the above considerations, the corresponding partition function for a given word  $w$  is:

$$Z(w, \beta) = \sum_{m=1}^{N_t} G(m, N_t) \exp(-\beta E_p(m, N_t)), \quad (4)$$

where we have used the argument that the energy for a single word is given by its potential energy Eq.(3).

Introducing in the above equation the expression for the number of degenerations  $G(m, N_t) = \binom{N_t}{m}$  and identifying the parameters  $\bar{x} = N_v$  and  $x = m$ , we arrive to the following expression for the partition function:

$$Z(w, \beta) = \sum_{m=1}^{N_t} \exp(-\beta E_{tot}(m, N_t)). \quad (5)$$

Here

$$E_{tot}(m, N_t) = -\frac{1}{\beta} \log \binom{N_t}{m} + N_v b \left[ 1 - \frac{m}{N_v} + \log \left( \frac{m}{N_v} \right) \right] \quad (6)$$

is the total energy corresponding to some word  $w$  and we have introduced the degeneration factor inside the exponent.

As can be seen, the total energy for one word is composed by a potential part  $E_p$  and by a combinatorial part  $\frac{1}{\beta} \log G(m, N_t)$ .

Finally, the full free energy of the text is a sum over all the words of the text:

$$F(\beta) = -\frac{1}{\beta} \sum_w \log Z(w, \beta). \quad (7)$$

The equation for the order parameter  $m$  can be obtained by using the saddle-point method and the Stirling approximation,  $\log N! \approx N \log N - N$ ,  $N \gg 1$ :

$$\frac{dF}{dm} = \frac{1}{\beta} \log \frac{m}{N_t - m} + b \frac{N_v - m}{m} = 0. \quad (8)$$

This equation can be solved in a closed form giving the following final expression:

$$m = N_t \frac{b\beta N_v / N_t}{b\beta N_v / N_t + W(b\beta N_v / N_t e^{b\beta - b\beta N_v / N_t})}, \quad (9)$$

where  $W(\cdot)$  is the Lambert W function [19]. The ratio  $m/M_t$  is a monotonously increasing function of  $\beta$  and  $N_v/N_t$ .

For small values of the  $N_v/N_t$ , the ratio  $m/N_t$  is small for any temperature, growing later above some critical value of  $N_v/N_t$ .

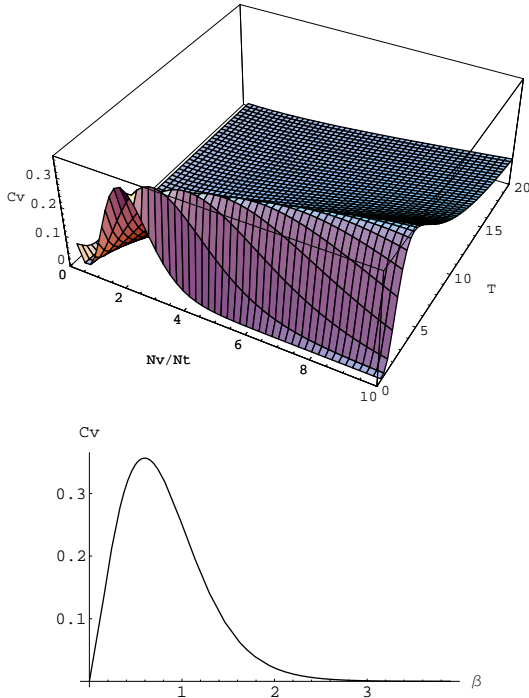


Figure 3: (Color online) The “specific heat”  $C_V$ .

Further we can consider the rest of the thermodynamic quantities. The entropy  $S$  for a single word is:

$$S \equiv -\frac{\partial F}{\partial T} = N_t \log N_t - m \log m - (N_t - m) \log(N_t - m). \quad (10)$$

Note that Eq.(10) approaches asymptotically the “usual” entropy  $-m \log m$  for  $N_t \rightarrow \infty$ . However, when  $m$  is of order  $N_t$ , this is not longer true. Substituting Eq.(9) in Eq.(10), we obtain explicit expression for the entropy as a function of the systems parameters. It is monotonously decreasing function of  $\beta$  and  $N_v/N_t$ .

The second derivative of the free energy is related to the “specific heat” (Fig. 3):

$$C_V = -T \left( \frac{\partial^2 F}{\partial T^2} \right)_V.$$

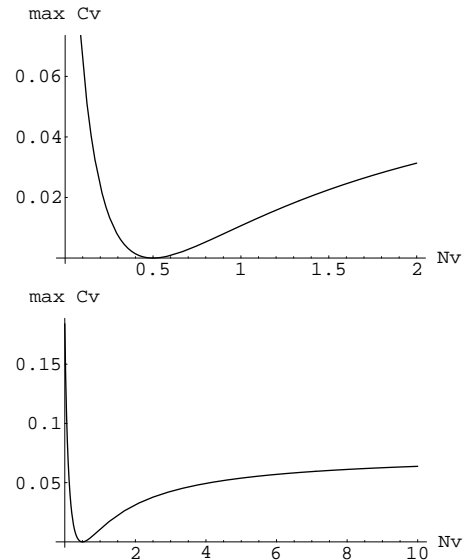


Figure 4: The maximal values of  $C_V$  as a function of  $bN_v/N_t$ . The upper panel is a zoomed version of the left one.

In the context of the statistical model of texts, this quantity can be interpreted in the following way: if  $C_V$  for a given word is high, then replacing this word by another one, or omitting it, will introduce relatively big distortion in the text, leading to significant change of the total energy. On the other had, replacing word with negligible  $C_V$ , will have no relevant consequence on the text.

We use the usual notation for  $C_V$ , adopted in thermodynamics for isochoric process, where the volume of the system is fixed, although what is fixed in this consideration is the number of occurrence for a given word. We also represent a section of Fig. 3 for  $b = 1, N_v = 5$  in the lower panel of the figure.

As can be seen,  $C_V$  starts form zero at  $T = 0$ , then expresses a maximum for some temperature  $T$ , after which it further decreases to zero. The temperature corresponding to the maximum of  $C_V$  is easy to be exploited numerically. It is  $T_{max} = 2.4bN_v/N_t + 1.043$  and it is linear with respect to  $N_v/N_t$ . The maximum value of  $C_V$  as a function of the parameter  $bN_v/N_t$  is represented in Fig. 4.

We have tested numerically the dependence of the position and the height of the maximum of the specific heat on several lengths of texts in order to see any size effects and we have found that the behavior is independent on the size [20].

Using similar approach for images in the thermodynamic limit [10], i.e. when the size of the blocks goes to infinity, one expects a divergence of the specific heat [21]. This is due to the fact that in images one can find a homogeneous statistics for different resolutions and image sizes and both can go to infinity. However, similar behavior is not observable in the case of texts, because a single text that explains a given concept has a rather limited size and a finite "resolution", and cannot be extended. That is why in our model for statistical mechanics of written texts, considering the words as independent, one only observes smeared behavior of the specific heat parameter.

## 5 Numerical experiments

To check the above results experimentally on real texts, we used several corpora of texts. First, we used a BNC corpus, as a standard and equilibrated corpus of English texts with some  $10^8$  words. Second, we used a collection of about 19000 English texts of the Gutenberg collection (GC) with size  $5 \cdot 10^7$  words. To check specific domains we used single articles, as well as a collection of 500 articles from the non-linear physics archive (NL) offered by the xxx.archiv.gov repository. In order to avoid problems with the different versions of the articles, we used only the first version of each article. Also, we used a list of 257 closed-class words of English instead of the function words.

For estimating the parameters  $a$  and  $b$  of the Gamma distribution of a single word, we used BNC and GC that give practically the same results. The parameter  $b$  is within the range 0.01-20 with an average value 0.25 and the parameter  $a$  belongs to the interval from 0 to 2.6 for a length of the words  $L = 10000$ . Note that the parameters  $a$  and  $b$  are well defined and with a sufficient confidence only if  $p_w L \gg 1$ , where for all practical purposes we can

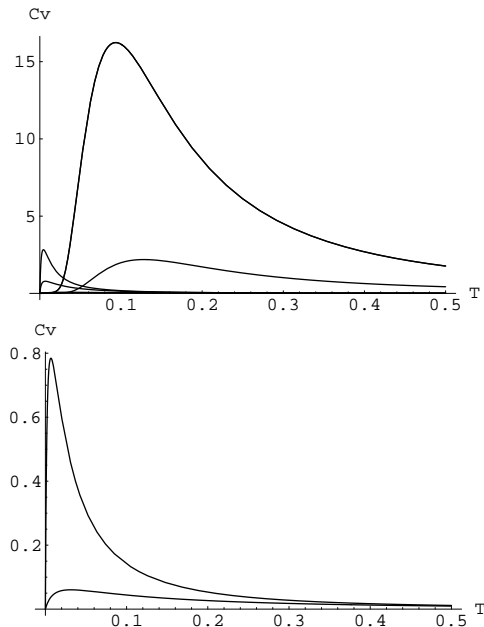


Figure 5:  $C_V$  for different words of one and the same text. The upper two curves of the left panel represent two keywords of a given text (“topology” and “topological”). The lower curves of the left panel represent two functional words (“the” and “are”). On the lower panel the curve of “are” is zoomed in order to represent also the typical common word “important”.

suppose that  $5 \gg 1$ . Thus, within the corpus of  $10^8$  words, the parameters are well defined for less than 2400 words. For the rest of the words we used some simplifying assumption due to the difficulty to prove or disprove reliably a hypothesis with two degrees of freedom ( $a$  and  $b$ ) having less than five measures for their estimation.

The hypothesis we have adopted was that the less frequent words have the same value of the parameter  $b$  for all the words. In this way we could join all the words that are not frequent enough for estimating that parameter. The results are very close to the mean value of  $b$ . The parameter  $a$ , being proportional to the length of the text, is not so critical to estimate (actually we need only  $N_v$  and  $b$ ).

We expected domain nonspecific behavior of the

function and the common words, and domain and text specific behavior of the keywords.

Figs. 5 show a typical behavior of  $C_V$  for keywords (the two upper curves in the upper panel), for function words (the two curves upper-down in the same panel) and for common words (the lower curve in the lower panel).

As the function words have much higher frequency of occurrence, one can expect that they will have predominant role in the specific heat. However this is not observed. The specific heat for the keywords is much higher than the corresponding one for the function words. Even smaller specific heat is carried by the common words.

These results can be interpreted as an indication that the most vulnerable speech parts are the common words and the most resistant ones are the domain-specific (keywords).

Alternatively, one can interpret the temperature factor as a weight of the combinatorial term that depends only on the text. Thus, it is not surprising that the language dependent part (the function words) shows the maximal  $C_V$  at lower temperature (see Eq. 6). On the contrary, the keywords in the text, which are not so language dependent, have the maximum of  $C_V$  for higher temperatures.

Considering all the words and having the parameters  $\bar{x}$  and  $b$  for each of them, we can calculate numerically the free energy  $F$ , the entropy  $S$  and the specific heat  $C_V$  for the whole text. The result for  $C_V$  is shown in Fig. 6.

What is observed experimentally is the lack of a well pronounced maxima of  $C_V$  for the function words, less expressed maxima for the common words and well pronounced maxima for the keywords. The function words express the structure of the language, e.g. represent its grammar. The keywords, on the other hand, are expressions of the semantic and the pragmatic structure of the text. If we represent that structure as a semantic graph, similar to [22], we can suppose that the keywords reflect the structure of that graph independently of the grammar or the language we chose to express it as a text.

According to Fig. 6 we can observe that there is a wide temperature range between the maximum of  $C_V$  corresponding to function words and the maxima

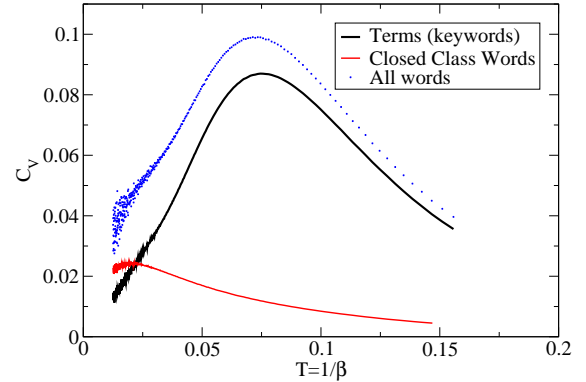


Figure 6: (Color online) Experimentally measured  $C_V$  on a single text. The part of the  $C_V$  corresponding to the common words is very small to be shown in that scale.

of the keywords. Within this area we can expect that the solution will contain few function words but the rest of the words will be sufficient for the interpretation of the text.

In order to check that, we took an abstract of a given article and deleted the deposited words with a probability  $m/N_t$ . The result is shown in the following boxes, where we represented the same text for different values of the temperature. The over-stroked words are chosen by their probability of deposition. It can be seen that the method extracts very well the meaning and ignores the language structure. The extraction is perfect in the last box, where the temperature is lower. Note that the words are represented only by their parameters  $\bar{x}$  and  $b$ . The program has no notion of “function word” “common word” or “keywords”.

~~Abstract . Following Gardner , we calculate the transition parameters for a symmetric mean - field . It was found that the topology dependence can be described by small number of parameters , namely the probability of existence of loops with given length . In the case of topology , closed set of parameters was easily solved.~~



1.  $T=100$ . In this case the temperature is very high, which makes the text almost unreadable.

Following Gardner, we calculate the information capacity and phase transition related parameters for a symmetric Hebb network on a small world topology using a mean - field approximation. We found that the topology dependence can be described by a small number of parameters, namely the probability of existence of loops of given length. In the case of small world topology, closed algebraic set of equations with a few parameters was easily solved.

2.  $T=0.167$ . This version of the text corresponds to values of the parameters that correspond to the region located after the peak of the "specific heat"  $C_V$ , corresponding to the keywords.

Following Gardner, we calculate the information capacity and phase transition related parameters for a symmetric Hebb network on a small world topology using a mean - field approximation. We found that the topology dependence can be described by a small number of parameters, namely the probability of existence of loops of given length. In the case of small world topology, closed algebraic set of equations with a few parameters was easily solved.

3.  $T=0.05$ . Extraction of the text for values of the parameters that correspond to the region located between the peaks of the "specific heat"  $C_V$  corresponding to the function words and the keywords.

Following Gardner, we calculate the information capacity and phase transition related parameters for a symmetric Hebb network on a small world topology using a mean - field approximation. We found that the topology dependence can be described by a small number of parameters, namely the probability of existence of loops of given length. In the case of small world topology, closed algebraic set of equations with a few parameters was easily solved.

4.  $T=0.0125$ . The extraction of the text corresponding to values of the parameters that correspond to the region located it in the vicinity of the peak of the "specific heat"

$C_V$ , corresponding to the function words.

## 6 Toy Application

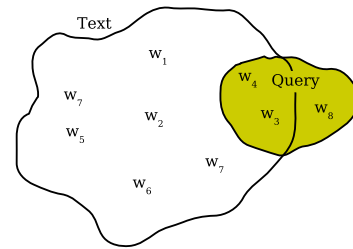


Figure 7: (Color online) We regard the query as a subset of words. The effective energy will give as a measure of the relevance of the query.  $Prob(Q) \propto \exp(-E(w_3)/kT - E(w_4)/kT)$

Let us consider the above consideration in the following context: we consider a text and we are asking to what extent certain word is characteristics for the text.

If the word is a keyword, it is of course characteristics for the text. A typical information retrieval application tries to use these kinds of words in order to extract a text relevant to some query. The probability to have  $m$  times some word  $w$  relative to the mean frequency of this word in the language is  $\propto \exp(-E_{tot}^{(w)}(m, \beta))$ , (see Eq.6). Then, for a set of different words as independent entities, the probability to have this set of words in the text would be  $\propto \exp(-\sum_w E_{tot}^{(w)}(m, \beta))$ .

If we ask whether some set of words  $Q \equiv \{w_{q1}, w_{q2}, \dots, w_{qm}\}$  are relevant to the text, and if relevant is considered as much more probable than its average use in the language, then  $Q$  is relevant if the energy of the words forming  $Q$  is high. If some

words occur in  $Q$  and not in the text, then the Gibbs multiplier will be zero and this word will be ignored.

The concept is very easy to implement. Just calculate the effective energy of the words in a text and store them as pairs  $(w, E^{(w)}(T))$  for several temperatures. Then using the query, one can sum the energies of the words (see Fig. 7). According to the present theory, the quality of the result of the query does not depend on the length of the text and the query.

The query can perform better than our model which assumes the independence of the words in the text and considers the query and the text as a set of words. This model is close to the vector information retrieval model [6], but it is richer, because the Gamma distribution is bi-parametric one.

Query performance on a real implementation is currently under evaluation using strict IR criteria and future results will be published elsewhere.

## 7 Discussion and future directions

As has been shown from the above results, the statistical mechanics approach permits a relatively easy theoretical analysis and a very fast simulation procedure, which make it promising.

The method has some advantages in comparison with the usual IR methods. First of all the queries correspond to the real probability measures conditioned to the language. There is no empirical moment of choice. Second, it is relatively easy to introduce a interaction between the words, e.g. to introduce conditional probabilities that goes beyond simple bi-grammar models [23]. Because the stable bi-grams are much more frequent in one and the same text than throughout the corpus, it is logical to suppose that the interactions are weak. If one introduces them as a perturbation of the energy, the resulting model can be very resistant to errors and on the same time can respect the language structure.

As a further step, we can consider different modifications of the model proposed in this article. For example, the potential energy, derived experimentally and corresponding to the frequencies of the words in

texts with fixed length can be substituted by different functions seeking different characteristics of the text.

In this paper we use the words as a convenient starting point. However the approach is not limited to words. Another interesting choice is the use of maximal common prefixes, e.g. the strings of the texts with maximal length that coincide.

Allowing only non-overlapping strings and conditioning the text to itself, the number of “molecules” in  $T = 1$  would be the length of LZ compressed file and therefore resembles its Kolmogorov complexity [24]. Distances similar to that used by [25, 26] can be easily calculated introducing a chemical potential. The disadvantage of these distances is that they are not operational with short texts and keywords. Thus although they give best results in tasks measuring proximity of texts, they are difficult to use for information retrieval purposes. This is due to the extremely sparse representation needed in order to compress the text.

The fact that this type of distances can be regarded as an extreme case, gives us the ground to expect that the behavior of the system would be richer within the finite temperature range.

Using overlapping strings and conditioning not only between two texts, but also between the language, the knowledge area, the author and similar characteristics, can give much denser representation and could lead to very interesting information retrieval applications.

## 8 Related work

The problem of keyword detection starts with the seminal work by H. P. Luhn [27] in which he uses statistical information derived from word frequency and distribution to compute a relative measure of significance, first for individual words and then for sentences with the purpose of outputting an “auto-abstract” of the article in question.

In last recent years, this field has been addressed with Statistical Mechanics tools. The contributions [28, 29, 30] focus on statistical information referring to the spatial use of the words in human written texts

as opposed to the spatial distribution of words in random shuffled texts. They argue that the spatial deviation of the distances between successive occurrences of a word is an excellent parameter to quantify its relevance for the text, i.e. keywords tend to form clusters, while function words are essentially uniformly spread in a text.

A work of different nature, but also in the statistics field, has recently shown that, by considering words as a network of interacting letters, the maximum entropy models, which are consistent with pairwise correlations among letters, provide a very good approximation to the full statistics of four letter words [9].

Using a similar approach to the one presented in this article, but in the context of image analysis, a statistical mechanics formulation has been defined for the distribution of small image patches [10]. By assuming Boltzmann distribution of the patches, the authors derived the entropy and the heat capacity and showed that the behavior of the heat capacity is divergent in the vicinity of the critical temperature.

## 9 Conclusion

In the present article we propose a statistical physics approach for the analysis of human written text. By introducing the concept of energy of interaction between the text and the corpus (the language), and taking into consideration the realistic distribution of the words inside a given large text corpus, we are able to derive the thermodynamics parameters of the system in a closed analytical form.

The behavior of the specific heat of the system is different for different kinds of words (keywords, function words and common words). It is universal and independent on the selected text. We also show that the temperature range, where the maxima for these types of words occur, is different.

Finally we discuss a possible application of the method in order to construct queries on text database. Thus, without having knowledge of the text, we could judge about the structure and the functionality of the different parts of the text, which could be useful for several information retrieval applications.

## Acknowledgments:

The authors thank the International Center for Theoretical Physics, Trieste, Italy, where this investigation has been completed. Especially we would like to thank the Statistical Physics group at ICTP. The work is financially supported by Grants TIN 2004-07676-G01-01 (K.K.) and DGI.M.CyT FIS2005-1729 (E.K.) from the Spanish Ministry of Science and Education.

## References

- [1] Here we will not consider texts like the genome's sequence, computer logs, multi-language texts and similar.
- [2] A. Stolcke and J. Segal, Precise n-gram Probabilities from Stochastic Context-free Grammars, Proc. 32nd Annual Meeting on ACL, Las Cruces, New Mexico 74 (1994).
- [3] G.K. Zipf, *The Psychobiology of Language*, (Houghton-Mifflin, New York, NY, 1935).
- [4] Halomorphemes are the words that occur only once in a text.
- [5] R. Baeza-Yates, B. Ribeiro-Neto, *Modern Information Retrieval*, (Addison Wesley, 1999).
- [6] P. Jackson and I. Moulinier, *Natural Language Processing for Online Applications*, (John Benjamins B.V., 2002).
- [7] R.H. Baayen, *Word Frequency Distributions*, (Kluwer, 2001).
- [8] S. Naranan, V.K. Balasubrahmanyam, Information theoretic models in statistical linguistics Parts I and II, Current Science **63**, 261 (1992); **63** 297 (1992).
- [9] G.Stephens and W.Bialek, Toward a statistical mechanics of four letter words, arXiv:0801.0253v1.

- [10] G.Stephens, T.Mora, G.Tkacik and W.Bialek, Thermodynamics of Natural Images, arXiv:0806.2694.
- [11] C.Beck and F.Schloegel, *Thermodynamics of Chaotic Systems*, (Cambridge University Press, 1993).
- [12] K. Church, W. Gale, Poisson mixtures, Journal of Natural Language Engineering, **1** (2), 163 (1995).
- [13] D. Labbe, P. Hubert. A Model of Vocabulary Partition, Literary and Linguistic Computing 1988 **3** (4), 223 (1988).
- [14] C. Labbé, D. Labbé, P. Hubert, Automatic Segmentation of Texts and Corpora, Journal of Quantitative Linguistics **11** (3), 193 (2004).
- [15] URL: <http://www.gutenberg.org>
- [16] J. Shen, K. Koroutchev, *Message Exchange and Energy Model of Text*, (Technical report UAM Spain, June 2008).
- [17] The British National Corpus, Version II, 2001. Distributed by Oxford University Computing Service on behalf of the BNC Consortium, URL: <http://www.natcorp.ox.ac.uk>
- [18] Y. Peng, and M. Goldberger, Statistical physics approach to categorize biological signals: From heart rate dynamics to DNA sequences, Chaos, **17**, v015115, (2007).
- [19] M. Abramowitz and I. A. Stegun, (Eds.) *Handbook of Mathematical Functions with Formulas, Graphs, and Mathematical Tables*, (Wiley, 1984).
- [20] V.Privman, *Finite-size Scaling and Numerical Simulations of Statistical Systems*, (World Scientific, 1990).
- [21] J.Cardy, *Scaling and Renormalization in Statistical Physics*, (Cambridge University Press, 1996).
- [22] A. Polguère, La Théorie Sens-Texte, Dialangue, Université du Québec , Chicoutimi, **8-9**, 9 (1998).
- [23] Bi-grammar modls are models in which one analyses the distribution of two consecutive words (bigrams).
- [24] J. Ziv, A. Lempel, A Universal Algorithm for Sequential Data Compression", IEEE Trans. Information Theory, vol. **IT-24**, 337 (1977).
- [25] W. H. Zurek, Thermodynamic Cost of Computation, Nature **341**, 119 (1989).
- [26] T. Sundresh, Information Complexity, Information Matching and System Integration, IEEE International Conference on Systems, Man and Cybernetics IEEE 0-7803-4053-1, 1826 (1997).
- [27] H. P. Luhn. The Automatic Creation Literature of Abstracts. IBM J. Res. Devel. 2, 159–165 (1958).
- [28] J. P. Herrera and P. A. Pury. Statistical keyword detection in literary corpora. Europhys. Lett. 57, 759–764 (2002).
- [29] M. Ortuño et al. Keyword detection in natural languages and DNA. Physica A 329, 309–327 (2003).
- [30] Hongding Zhou and Gary W. Slater. A metric to search for relevant words. Europhys J. B 63, 135–146 (2008).