

# Dark Soliton Fiber Laser

H. Zhang, D. Y. Tang\*, L. M. Zhao, and X. Wu

School of Electrical and Electronic Engineering,  
Nanyang Technological University, Singapore 639798

\*: [edytang@ntu.edu.sg](mailto:edytang@ntu.edu.sg), corresponding author.

We report on the experimental observation of stable dark solitons in an all normal dispersion fiber laser. We found experimentally that dark soliton formation is a generic feature of the fiber laser under strong continuous wave (CW) emission. However, only under appropriate pump strength and negative cavity feedback, stable single or multiple dark soliton could be achieved. Furthermore, we show that the features of the observed dark solitons could be well understood based on the nonlinear Schrödinger equation (NLSE).

*OCIS codes: 060.5530, 060.2410, 140.3510, 190.5530.*

Since the first experimental observation of optical bright soliton in single mode fibers (SMFs) by Mollenauer et al. in 1980 [1], soliton formation in optical fibers has been extensively investigated [2]. It is now well-known that dynamics of the solitons is governed by the nonlinear Schrödinger equation (NLSE), and bright solitons can be formed in the negative dispersion SMFs, whereas in the positive dispersion SMFs dark solitons, characterized as a localized intensity dip on a continuous wave (CW) background, are allowed to be formed [2]. Experimentally, dark soliton formation and propagation in SMFs were reported [3-6].

Bright solitons have also been observed in the mode locked fiber lasers with anomalous cavity dispersion. Although pulse propagation in a fiber laser is not exactly the same as that in the SMFs, it has been shown that the main features of the formed bright solitons are still governed by the NLSE [7]. A fiber laser can also be constructed with all-normal dispersion fibers. Recently, it has been shown that dissipative solitons could be formed in the fiber lasers as a combined result of the nonlinear pulse propagation in the fibers and the effective laser gain filtering [8]. However, to our knowledge, no NLSE type of dark solitons has been observed in the lasers, despite of the fact that dark solitons could be naturally formed in the normal dispersion SMFs. We note that T. Sylvestre et al. have experimentally demonstrated dark-pulse train generation in a normal-dispersion fiber laser [9]. In their lasers because the mode locking was based on a dissipative four-wave mixing process, no single dark soliton could be obtained. Strictly speaking, the dark solitons they reported are not fully governed by the NLSE. In this letter, we report on the experimental observation of stable dark solitons in an all-normal dispersion fiber laser. We show that dark soliton formation is indeed a generic feature of the fiber laser under

strong CW operation. However, only under appropriate conditions the stable single and multiple dark solitons could be achieved. Our experimental observations were further supported by the numerical simulations.

Our fiber laser is schematically shown in Fig. 1. The laser cavity is an all-normal dispersion fiber ring consisting of 5.0 m, 2880 ppm Erbium-doped fiber (EDF) with group velocity dispersion (GVD) of -32 (ps/nm)/km, and 157.6 m dispersion compensation fiber (DCF) with GVD of -4 (ps/nm)/km. A polarization dependent isolator together with an in-line polarization controller was used in the cavity to force the unidirectional operation of the ring and control the light polarization. A 50% fiber coupler was used to output the signal, and the laser was pumped by a high power Fiber Raman Laser source (KPS-BT2-RFL-1480-60-FA) of wavelength 1480 nm. The maximum pump power can be as high as 5W. All the passive components used (WDM, Coupler, Isolator) were made of the DCF. An optical spectrum analyzer (Ando AQ-6315B) and a 350MHZ oscilloscope (Agilen 54641A) together with a 2GHZ photo-detector were used to simultaneously monitor the spectra and pulse train, respectively.

The total cavity dispersion is estimated  $1.045 \text{ ps}^2$ . The laser cavity has a typical configuration as that of a passively mode locked fiber laser with the nonlinear polarization rotation (NPR) technique [7-11]. Under appropriate linear cavity phase delay bias setting, the self-started mode-locking could be achieved in the laser, and consequently either the gain-guided solitons or the flat-top dissipative solitons could be observed. However, apart from these dissipative solitons, experimentally we have further identified a novel dark soliton operation of the laser, as shown in Fig. 2a. We note that apart from generating a saturable absorption effect (also known as positive feedback); the

laser cavity can also produce a negative feedback effect [7]. Operating under negative cavity feedback, mode locking is suppressed. We have operated the laser in the negative feedback regime, where a strong CW laser emission could be established. Moreover, we noticed that as the CW beam strength became sufficiently strong, heavy intensity fluctuation also occurred. Carefully checking the CW laser intensity fluctuation it turned out that clusters of dark pulses were formed on the CW beam. Through carefully controlling the pump strength and the orientation of the PC, in our experiment this corresponds to change the strength of the negative cavity feedback, we could further obtain the stable single or multiple dark pulses. Fig. 2a (upper) shows a case where a single dark pulse is circulating in the cavity, measured at a launch pump power of  $\sim 2\text{W}$ . We identified that it is a narrow intensity dip within a strong CW background. On the oscilloscope the dark pulse repeated with the cavity repetition rate of  $1.23\text{MHz}$  (inset of Fig. 2b), determined by the total cavity length of  $\sim 162.6\text{ m}$ . The full width at the half minimum of the dark pulse is narrower than  $500\text{ps}$ , which is limited by the resolution of our detection system. We note that different from the cases of ultrahigh repetition rate dark pulse trains [11], pulse width of the low repetition rate dark pulse train obtained in our laser cannot be measured with an autocorrelator. A cross-correlator is required. In Fig. 2b we have shown the optical spectrum of the dark pulse. For the purpose of comparison we have also shown the CW spectrum of the laser. The spectral bandwidth obviously became broader. In addition, two weak broad spectral sidebands had also appeared on the spectrum.

The stable single dark pulse state is difficult to maintain for long time. Under perturbation of environmental noise or system instability, new dark pulses are always

automatically formed, leading to a multiple dark-pulse state. Fig. 2a (down) shows a case of such states. Obviously, each of the pulses has different shallowness, indicating that neither their energy nor their darkness is the same, which is different from the multiple bright solitons formed in fiber lasers, where the “soliton energy quantization effect” was observed. The differences between the bright and dark solitons could be traced back to their different multiple soliton formation mechanisms. For the bright solitons, the generation of multiple solitons is caused by a peak power limiting effect, and the soliton energy quantization is a natural consequence of the gain competition between the formed solitons, while for the dark solitons there is no such peak-power-limiting effect. Furthermore, it was theoretically shown that a dark soliton could be induced by even tiny dip on a strong CW background [12]. Our experimental results have clearly shown this feature of the dark solitons. As formation of each individual dark soliton is uncorrelated, depending on their initial “seed dips” they could have different darkness.

We had also experimentally studied the dark soliton laser with short cavity length by removing 150m DCF from the cavity. Under the short cavity dark solitons could still be obtained, but they are less stable. In addition, we have also observed vector dark solitons by replacing the polarization dependent isolator with a polarization independent one. The vector dark solitons were only weakly stable either. Based on these experimental results we conclude that the dark pulse formation should be an intrinsic feature of the fiber laser, and the negative cavity feedback of our laser could have played an important role on the stabilization of the formed dark solitons.

To confirm our experimental observation, we also numerically simulated the dark soliton operation of the laser based on coupled complex Ginzburg–Landau equations (GLEs) and

a round-trip model [7]. To make the simulation comparable with our experiment, we used the following parameters: the orientation of the intra-cavity polarizer to the fiber fast birefringent axis  $\Phi=0.125\pi$ ; nonlinear fiber coefficient  $\gamma=3 \text{ W}^{-1}\text{km}^{-1}$ ; erbium fiber gain bandwidth  $\Omega g = 24\text{nm}$ ; fiber dispersions  $D''_{EDF} = -32 \text{ (ps/nm)} / \text{km}$ ,  $D''_{DCF} = -4 \text{ (ps/nm)} / \text{km}$  and  $D''' = 0.1 \text{ (ps}^2/\text{nm)} / \text{km}$ ; cavity length  $L = 5.0\text{m}_{EDF} + 157.6\text{m}_{DCF} = 162.6\text{m}$ ; cavity birefringence  $L/L_b = 0.1$  and the nonlinear gain saturation energy  $P_{sat} = 50 \text{ pJ}$ .

We have always started our simulations with an arbitrary weak light dip input. With low laser gain, no dark solitons could be obtained. However, as the gain was increased to 900 and the linear cavity phase delay bias was set at  $1.0 \pi$ , a stable dark soliton was observed, as shown in Fig. 3(a). In Fig. 3b, the intensity and phase profiles of the obtained dark soliton are illustrated. A brutal phase jump at a value close to  $\pi$  at the minimum of the pulse, representing that it is a dark soliton, was found. Further increase in the laser gain the CW background level was boosted, while the absolute depth of the dark soliton kept the same, leading to a decrease of the soliton darkness. As  $G > 4000$ , only noisy CW background was observed. Our numerical result shows that there is an optimum strength of the gain for the stability of the dark soliton. Fig. 3c shows the spectrum of the calculated dark soliton. It is consistent with the experimentally observed one shown in Fig. 2a. The numerical simulations confirmed the dark soliton formation in the fiber laser. Finally, we point out that as the formed dark solitons have a narrow spectral bandwidth, the effect of gain in the laser is purely to provide a strong CW and compensate the laser losses. Therefore, the observed dark solitons are essentially the NLSE solitons. The dark soliton features observed well confirm this.

In conclusion, we have obtained stable dark soliton emission of an all-normal dispersion fiber laser. We found experimentally that operating the laser in the negative cavity feedback regime, dark solitons could be automatically formed in the cavity, and under appropriate pump strength and negative cavity feedback, stable single or multiple dark soliton emission could also be obtained. Moreover, we found that the observed dark soliton features could be well understood based on the NLSE.

## References:

1. L. F. Mollenauer, R. H. Stolen, and J. P. Gordon, "Experimental Observation of Picosecond Pulse Narrowing and Solitons in Optical Fibers," *Phys. Rev. Lett.* **45**, 1095 (1980).
2. Y. S. Kivshar and G. P. Agrawal, *Optical solitons: from fibers to photonic crystals* (Academic, 2003).
3. P. Emplit, J. P. Hamaide, F. Reynaud, and A. Barthelemy, "Picosecond steps and dark pulses through nonlinear single mode fibers," *Opt. Commun.* **62**, 374 (1987).
4. A. M. Weiner, J. P. Heritage, R. J. Hawkins, R. N. Thurston, E. M. Kirschner, D. E. Leaird, and W. J. Tomlinson., "Experimental Observation of the Fundamental Dark Soliton in Optical Fibers," *Phys. Rev. Lett.*, **61**, 2445 (1988).
5. A. K. Atieh, P. Myslinski, J. Chrostowski, and P. Galko, "Generation of multigigahertz bright and dark soliton pulse trains," *Opt. Commun.* **133**, 541 (1997).
6. G. Millot, E. Seve, S. Wabnitz and M. Haelterman, "Dark-soliton-like pulse-train generation from induced modulational polarization instability in a birefringent fiber," *Opt. Lett.* **23**, 511 (1998).
7. D. Y. Tang, L. M. Zhao, B. Zhao, and A. Q. Liu, "Mechanism of multisoliton formation and soliton energy quantization in passively mode locked fiber lasers," *Phys. Rev. A* **72**, 043816 (2005).



8. H. Zhang, D. Y. Tang, L. M. Zhao, X. Wu and H. Y. Tam, "Dissipative vector solitons in a dispersion-managed cavity fiber laser with net positive cavity dispersion," Opt. Express 17, 455 (2009).
9. H. Zhang, D. Y. Tang, L. M. Zhao, and H. Y. Tam, "Induced solitons formed by cross polarization coupling in a birefringent cavity fiber laser," Opt. Lett. 33, 2317-2319 (2008).
10. D. Y. Tang, H. Zhang, L. M. Zhao, and X. Wu, "Observation of High-Order Polarization-Locked Vector Solitons in a Fiber Laser" Phys. Rev. Lett., **101**,153904 (2008).
11. T. Sylvestre, S. Coen, P. Emplit and M. Haelterman, "Self-induced modulational instability laser revisited: normal dispersion and dark-pulse train generation," Opt. Lett. **27**, 482 (1998).
12. Y. S. Kivshar and B. Luther-Davies, "Dark optical solitons: physics and applications," Phys. Rep. **298**, 81 (1998) and refs. therein.

## References:

1. L. F. Mollenauer, R. H. Stolen, and J. P. Gordon, Phys. Rev. Lett. **45**, 1095 (1980).
2. Y. S. Kivshar and G. P. Agrawal, Optical solitons: from fibers to photonic crystals (Academic, 2003).
3. P. Emplit, J. P. Hamaide, F. Reynaud, and A. Barthelemy, Opt. Commun. **62**, 374 (1987).
4. A. M. Weiner, J. P. Heritage, R. J. Hawkins, R. N. Thurston, E. M. Kirschner, D. E. Leaird, and W. J. Tomlinson, Phys. Rev. Lett. **61**, 2445 (1988).
5. A. K. Atieh, P. Myslinski, J. Chrostowski, and P. Galko, Opt. Commun. **133**, 541 (1997).
6. G. Millot, E. Seve, S. Wabnitz and M. Haelterman, Opt. Lett. **23**, 511 (1998).
7. D. Y. Tang, L. M. Zhao, B. Zhao, and A. Q. Liu, Phys. Rev. A **72**, 043816 (2005).
8. H. Zhang, D. Y. Tang, L. M. Zhao, X. Wu and H. Y. Tam, Opt. Express **17**, 455 (2009).
9. H. Zhang, D. Y. Tang, L. M. Zhao, and H. Y. Tam, Opt. Lett. **33**, 2317-2319 (2008).
10. D. Y. Tang, H. Zhang, L. M. Zhao, and X. Wu, Phys. Rev. Lett., **101**, 153904 (2008).
11. T. Sylvestre, S. Coen, P. Emplit and M. Haelterman, Opt. Lett. **27**, 482 (1998).
12. Y. S. Kivshar and B. Luther-Davies,” Phys. Rep. **298**, 81 (1998) and refs. therein.

### Figure captions:

Fig.1: Schematic of the fiber laser. WDM: wavelength division multiplexer. EDF: erbium doped fiber. DCF: dispersion compensation fiber. PDI: polarization dependent isolator. PCs: polarization controllers.

Fig. 2: Spectra, radio-frequency (RF) spectrum, oscilloscope traces of the dark solitons observed. (a) Oscilloscope traces, upper: single dark soliton; down: multiple dark solitons. (b) Soliton and continuous wave (CW) spectra. Inset: RF spectrum of the dark soliton.

Fig. 3: A stable dark soliton state numerically calculated. (a) Evolution with cavity roundtrips. (b) Intensity and phase profile. (c) Optical spectrum. Gain=900; Linear phase delay bias= $1.0 \pi$ .

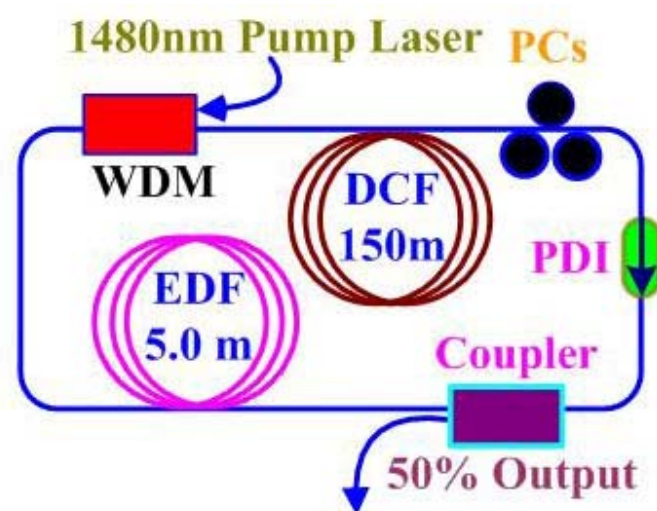


Fig.1 H. Zhang et al

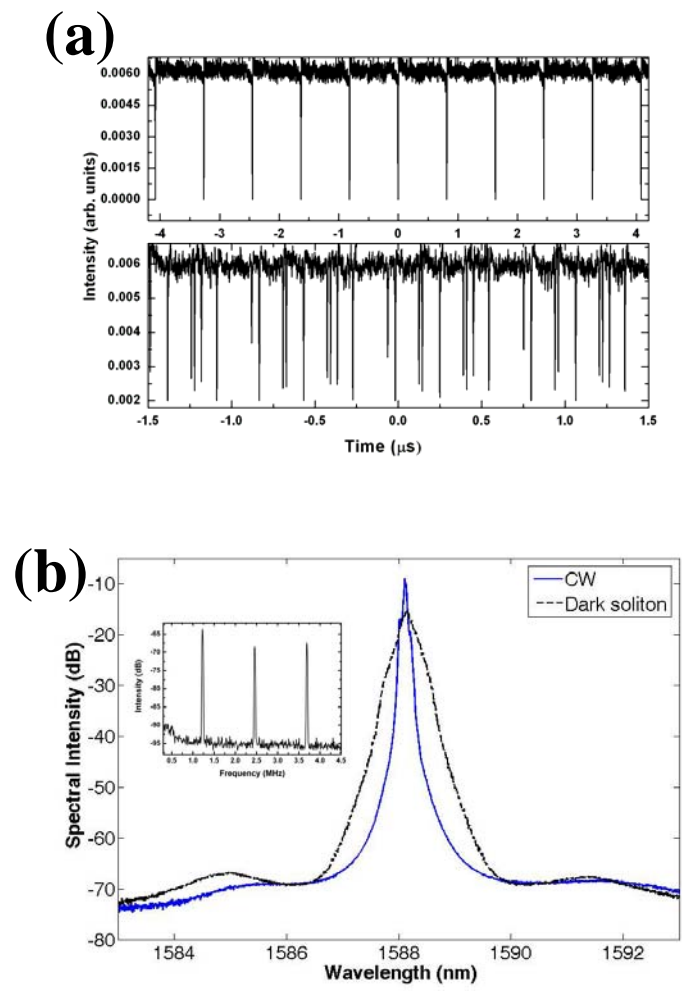


Fig.2 H. Zhang et al

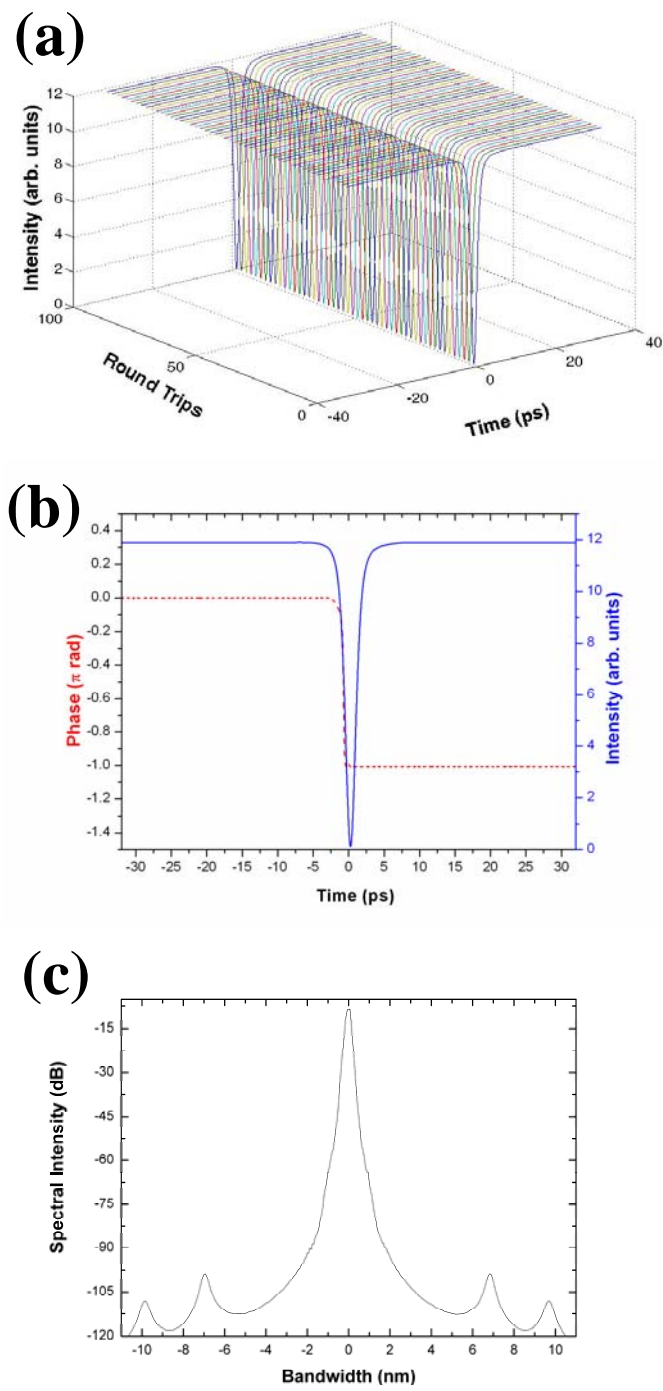


Fig.3 H. Zhang et al