

Boundary conditions and solutions at the interface of (generalized) transformation media

Luzi Bergamin*

European Space Agency, The Advanced Concepts Team (DG-PI),
Keplerlaan 1, 2201 AZ Noordwijk, The Netherlands

(Dated: March 10, 2009)

In this paper the interface between two transformation media or between a transformation medium and vacuum is considered. Strictly from the transformation optics point of view the boundary conditions at such interfaces are studied. On the one hand the conditions under which the same solution in electromagnetic space holds on both sides of the interface are derived in detail, on the other hand a generic, not necessarily reflectionless, boundary is considered. This analysis is extended to the recently suggested generalization of transformation optics by the author. As a basic application it is shown how the standard law of reflection and refraction at an interface between vacuum and a homogeneous and isotropic medium with arbitrary and *independent* permittivity and permeability can be understood in a completely geometric way by the use of generalized transformation optics.

I. INTRODUCTION

Transformation optics [1, 2, 3] in the recent years became an important design tool for new types of artificial materials (metamaterials.) Since transformation optics intends to engineer the flow of light directly by appropriately changing Fermat's principle in the medium [3], it appeared natural to make the interface between vacuum (outer space) and the transformation medium reflectionless. Though transformation optics today is used in a much broader context than its most popular example, the invisibility cloak [1, 4], somewhat surprisingly the complete conditions for a reflectionless interface only have been presented recently [5] and a complete study of generic boundary conditions still seems to be missing.

Despite its successes, transformation optics also has its limitations, mainly in terms of the accessible media properties. This led to ideas how the original setup could be generalized, either within the geometric approach of transformation optics [6] or by replacing geometric transformations by direct field transformations [7]. Since the interpretation of a certain medium obtained by these generalizations often is less intuitive than within standard transformation optics, a thorough analysis of boundary conditions seems to be important.

It is the aim of this paper to close parts of the mentioned gap. Firstly, the study of boundary conditions in transformation media is extended to generic, not necessarily reflectionless, interfaces. Secondly, the analysis is extended to the geometric generalization of Ref. [6], triple spacetime metamaterials as opposed to ordinary transformation media. For both tasks, the coordinate transformation approach offers the possibility to describe the boundary conditions completely in terms of vacuum solutions of the Maxwell equations together with the geometric manipulations of transformation optics. As basic

example we show how the standard law of reflections and refraction at the interface between vacuum and a homogeneous and isotropic medium with $\epsilon = \mu$ can be derived in transformation optics. The setup of triple spacetime metamaterials even allows to generalize this result to any medium of this type, with arbitrary and *independent* permittivity and permeability.

The paper is organized as follows: In Section II transformation optics and its generalizations are reviewed shortly, in Section III boundary conditions for media without bi-anisotropic media are considered; in Section III A this task is solved for boundaries where the same vacuum solution in electromagnetic space holds on both sides of the interface, which implies in particular the presence of a reflectionless boundary, the generic case is studied in Section III B. Finally we comment on bi-anisotropic couplings and draw our conclusions in Section IV.

II. (GENERALIZED) TRANSFORMATION OPTICS

Transformation optics [1, 2] is based on the fact that the constitutive relations of vacuum in general coordinates (and in a possibly curved spacetime) resemble those of a reciprocal medium [8]. But, if empty space can look as a medium, a medium also can look as empty space [2]: starting with a solution of the Maxwell equations in vacuum in a space with spacetime metric $g_{\mu\nu}$ (laboratory space), a diffeomorphism, locally represented as a coordinate transformation $x^\mu \rightarrow \tilde{x}^\mu(x)$, can be applied which yields a physically equivalent solution with metric $\bar{g}_{\mu\nu}$ (electromagnetic space); this solution now is interpreted in the original space in such a way that the light behaves as if the metric was $\bar{g}_{\mu\nu}$, while the true metric is the one of laboratory space, $g_{\mu\nu}$. Of course, this is only possible by introducing a medium which has to fulfill the

*Electronic address: bergamin@tph.tuwien.ac.at

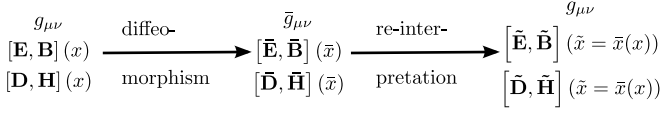


FIG. 1: Illustration and notation for standard transformation optics.

constitutive relation [2], [11]

$$\tilde{D}^i = s \frac{\bar{g}^{ij}}{\sqrt{-\bar{g}_{00}}} \frac{\sqrt{\gamma}}{\sqrt{\gamma}} \tilde{E}_j - \frac{\bar{g}_{0j}}{\bar{g}_{00}} \epsilon^{jil} \tilde{H}_l, \quad (1)$$

$$\tilde{B}^i = s \frac{\bar{g}^{ij}}{\sqrt{-\bar{g}_{00}}} \frac{\sqrt{\gamma}}{\sqrt{\gamma}} \tilde{H}_j + \frac{\bar{g}_{0j}}{\bar{g}_{00}} \epsilon^{jil} \tilde{E}_l. \quad (2)$$

Here, the x^0 component of the coordinate system is identified with time which allows to introduce an induced metric for the spatial directions

$$\gamma^{ij} = g^{ij}, \quad \gamma_{ij} = g_{ik} - \frac{g_{0i}g_{0j}}{g_{00}}, \quad \gamma^{ij}\gamma_{jk} = \delta_k^i. \quad (3)$$

Finally, $s = -1$ if the transformation changes the orientation of the manifold, $s = +1$ otherwise. The procedure and our notation is also illustrated in Fig. 1, for a more detailed derivation see e.g. [2, 3, 6].

In Ref. [6] an extension of transformation optics was introduced, which helps to overcome various restrictions of the media relations (1) and (2). This extension starts from the observation that the Maxwell equations,

$$\nabla_i B^i = 0, \quad \nabla_0 B^i + \epsilon^{ijk} \partial_j E_k = 0, \quad (4)$$

$$\nabla_i D^i = \rho, \quad \epsilon^{ijk} \partial_j H_k - \nabla_0 D^i = j^i, \quad (5)$$

split into two sets of equations with mutually excluding field content. Thus two *independent* transformations can be applied to the fields (\mathbf{E}, \mathbf{B}) and (\mathbf{D}, \mathbf{H}) , resp., [12]. The two electromagnetic spaces are indicated by barred and double-barred variables, resp., whereby the transformation $x^\mu \rightarrow \bar{x}^\mu$ affects \mathbf{E} and \mathbf{B} , while $x^\mu \rightarrow \bar{\bar{x}}^\mu$ transforms \mathbf{D} and \mathbf{H} (cf. Fig. 2.) The most general constitutive relation can be derived as

$$\tilde{D}^i = -\bar{s} \frac{\sqrt{-\bar{g}}}{\sqrt{\gamma}g_{00}} \bar{g}^{ij} \tilde{E}_j - \bar{s}\bar{s} \frac{\sqrt{-\bar{g}}\sqrt{-\bar{g}}}{\gamma g_{00}} \bar{g}^{ik} \bar{g}^{0l} \epsilon_{klm} \bar{g}^{\bar{m}j} \tilde{H}_j, \quad (6)$$

$$\tilde{B}^i = -\bar{s} \frac{\sqrt{-\bar{g}}}{\sqrt{\gamma}g_{00}} \bar{g}^{ij} \tilde{H}_j + \bar{s}\bar{s} \frac{\sqrt{-\bar{g}}\sqrt{-\bar{g}}}{\gamma g_{00}} \bar{g}^{ik} \epsilon_{klm} \bar{g}^{\bar{l}0} \bar{g}^{\bar{m}j} \tilde{E}_j. \quad (7)$$

Here \bar{s} and $\bar{\bar{s}}$ are $+1$ if the corresponding mappings do not change the orientation of the manifold and -1 otherwise. As abbreviation the notation

$$g^{\bar{\mu}\bar{\nu}} = \frac{\partial \bar{x}^\mu}{\partial x^\rho} \frac{\partial \bar{x}^\nu}{\partial x^\sigma} g^{\rho\sigma} = \bar{g}^{\mu\rho} \frac{\partial \bar{x}^\nu}{\partial \bar{x}^\rho} = \frac{\partial \bar{x}^\mu}{\partial \bar{x}^\rho} \bar{g}^{\rho\nu} \quad (8)$$

has been introduced. It should be noted that $g^{\bar{i}\bar{j}}$ is no longer a (spatial) metric, in particular it needs not be symmetric and the signs of its eigenvalues need not all be the same.

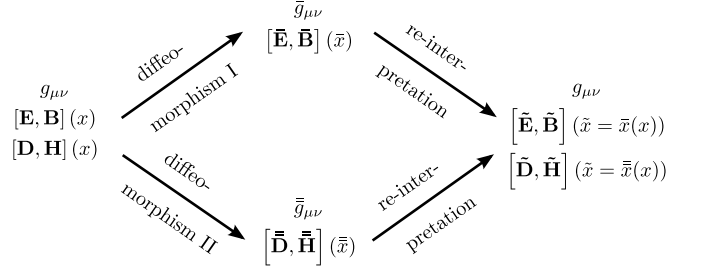


FIG. 2: Illustration and notation of the generalized “triple spacetime metamaterials”. Notice that the diffeomorphism I only acts on the fields \mathbf{E} and \mathbf{B} , while diffeomorphism II acts on \mathbf{D} and \mathbf{H} .

III. BOUNDARY CONDITIONS FOR MEDIA WITHOUT BI-ANISOTROPIC COUPLINGS

In the main part of this work we will assume media without bi-anisotropic couplings, so \bar{g}_{0i} in Eqs. (1), (2) and $g_{0\bar{i}}, g_{0\bar{\bar{i}}}$ in Eqs. (6), (7) are assumed to vanish. Media with bi-anisotropic couplings in principle can be treated along the same lines, however, the specific results get much more complicated. At the interface of two media or of a medium and vacuum we will assume the standard boundary conditions

$$(\mathbf{D}_1 - \mathbf{D}_2) \cdot \mathbf{n} = -\sigma, \quad (\mathbf{B}_1 - \mathbf{B}_2) \cdot \mathbf{n} = 0, \quad (9)$$

$$(\mathbf{E}_1 - \mathbf{E}_2) \times \mathbf{n} = 0, \quad (\mathbf{H}_1 - \mathbf{H}_2) \times \mathbf{n} = \mathbf{K}, \quad (10)$$

where \mathbf{n} is the normal to the interface. Furthermore the surface charge and current will be set to zero, $\sigma = 0$, $\mathbf{K} = 0$. Of course, different types of boundary conditions could be studied as well, which however should be rather straightforward once the formalism itself has been developed.

To describe the interface between the two media or between vacuum and medium, an adapted coordinate system is introduced, such that at the point of interest on the interface

$$x^\mu = (t, x^i) = (t, x^A, x^\perp), \quad (11)$$

with $x^0 = t$ being time, $x^A = x^\parallel$ are the directions tangential to the interface and x^\perp is the normal direction. In concrete application we will also use $x^\perp = z$, $x^A = (x, y)$. Similar to Eq. (3), the metric γ^{ij} induces a metric on the interface, which may be written as

$$\gamma^{AB} \left(\gamma_{BC} - \frac{\gamma_{\perp B} \gamma_{\perp C}}{\gamma_{\perp \perp}} \right) = \delta_C^A, \quad (12)$$

$$\gamma_{AB} \left(\gamma^{BC} - \frac{\gamma^{\perp B} \gamma^{\perp C}}{\gamma^{\perp \perp}} \right) = \delta_A^C. \quad (13)$$

Since transformation optics constructs solutions of the Maxwell equations in a medium as transformations of solutions in the vacuum, all boundary conditions should be expressible in terms of vacuum solutions and geometric

manipulations. To exploit this fact we need to know the transformations of all fields. As is illustrated in Figs. 1 and 2, transformation optics consists of two steps, an invariant transformation of the equations of motion (the diffeomorphisms I and II) and a suitable re-interpretation of the result in laboratory space [13]. Under the diffeomorphisms the fields transform according the standard law

$$\bar{E}_i = \frac{\partial x^0}{\partial \bar{x}^0} \frac{\partial x^j}{\partial \bar{x}^i} E_i, \quad \bar{B}^i = \frac{\partial \bar{x}^i}{\partial x^j} B^j, \quad (14)$$

$$\bar{D}^i = \bar{\sigma} \frac{\partial \bar{x}^i}{\partial x^j} D_j, \quad \bar{H}_i = \bar{\sigma} \frac{\partial x^0}{\partial \bar{x}^0} \frac{\partial x^j}{\partial \bar{x}^i} H_j. \quad (15)$$

To obtain the solution in the medium, some additional rescaling have to be applied [6]:

$$\tilde{E}_i(\tilde{x} = \bar{x}(x)) = \bar{s} \frac{\partial x^0}{\partial \bar{x}^0} \frac{\partial x^j}{\partial \bar{x}^i} E_j(x), \quad (16)$$

$$\tilde{B}^i(\tilde{x} = \bar{x}(x)) = \bar{\sigma} \frac{\sqrt{\gamma}}{\sqrt{\gamma}} \frac{\partial \bar{x}^i}{\partial x^j} B^j(x), \quad (17)$$

$$\tilde{D}^i(\tilde{x} = \bar{x}(x)) = \frac{\sqrt{-\bar{g}}}{\sqrt{-g}} \frac{\partial \bar{x}^0}{\partial x^0} \frac{\partial \bar{x}^i}{\partial x^j} D^j(x), \quad (18)$$

$$\tilde{H}_i(\tilde{x} = \bar{x}(x)) = \bar{s} \bar{\sigma} \frac{\sqrt{-\bar{g}_{00}}}{\sqrt{-g_{00}}} \frac{\partial x^j}{\partial \bar{x}^i} H_j(x). \quad (19)$$

In the above equations, \bar{s} and $\bar{\sigma}$ are the signs as introduced in Eqs. (6) and (7) and take values $+1$ if the corresponding transformation does not change the orientation of spacetime, -1 otherwise. $\bar{\sigma}$ and $\bar{\sigma}$ are needed since a transformation can change the orientation of spacetime, but not of space or vice versa (e.g. the transformation $\bar{t} = -t$, $\bar{x}^i = x^i$ changes the orientation of spacetime, but not of space.) If the orientation of spacetime \bar{x}^μ (\bar{x}^μ) and of space \bar{x}^i (\bar{x}^i) do not agree $\bar{\sigma} = -1$ ($\bar{\sigma} = -1$), if the orientations agree $\bar{\sigma} = +1$ ($\bar{\sigma} = +1$).

First we want to show that the transformations of \mathbf{E} and \mathbf{H} and of \mathbf{B} and \mathbf{D} are—up to the difference in the associated electromagnetic spaces—equivalent if bi-anisotropic couplings are absent. Indeed, if $\bar{g}_{0i} = \bar{g}_{0i} = 0$ it easily follows that

$$\sqrt{-\bar{g}_{00}} = \left| \frac{\partial x^0}{\partial \bar{x}^0} \right| \sqrt{-g_{00}} = \bar{\sigma} \frac{\partial x^0}{\partial \bar{x}^0} \sqrt{-g_{00}} \quad (20)$$

with an equivalent relation for $\sqrt{-\bar{g}_{00}}$. Using this equation with $\sqrt{-\bar{g}} = \sqrt{-g_{00}} \sqrt{\gamma}$ in Eqs. (18) and (19) straightforwardly establishes the equivalence. To further simplify the transformations a similar relation for the spatial metric

$$\sqrt{\gamma} = \sqrt{\left| \frac{\partial x^i}{\partial \bar{x}^j} \right|^2} \sqrt{\gamma} = \bar{s} \bar{\sigma} \left| \frac{\partial x^i}{\partial \bar{x}^j} \right| \sqrt{\gamma} \quad (21)$$

may be used.

Finally, it is important to study eventual ambiguities in the program of transformation optics, since such ambiguities can enable an identification of two solutions at

an interface by an appropriate choice of the ambiguous parameters. Having said this it is obvious that in this work we are mainly interested in ambiguities that do not change the constitutive relation in laboratory space, however we also comment shortly on some different types. As pointed out above, transformation optics consists of two steps, firstly a diffeomorphism or coordinate transformation and secondly a re-interpretation of the transformed fields in laboratory space. The first step is mathematically well defined and thus does not include any ambiguities, the second step, however, represents an ad-hoc manipulation and indeed contains various ambiguities. These encompass any transformation of fields or coordinates that leaves the equations of motion invariant and does not change the determinant of the metric.

- Among the transformations of spacetime obviously all isometries of the metric constitute a class of ambiguities. Most of these transformations are not relevant in the current discussion. However, these ambiguities include the fact the origin of the coordinate system \tilde{x}^μ is not fixed once the coordinate systems of the electromagnetic spaces have been specified. In the discussion of boundary conditions this is important since it always allows to choose a *local* coordinate system in such a way that the coordinates remain smooth across the interface, in other words at the interface $\tilde{x}_L^\mu = \tilde{x}_R^\mu$ can be assumed, where R and L refer to the two different sides of the interface, even if $\bar{x}_L^\mu \neq \bar{x}_R^\mu$ and $\bar{x}_L^\mu \neq \bar{x}_R^\mu$.
- Further ambiguities concern the identification of the fields in laboratory space in terms of the fields in electromagnetic space. One class of ambiguities could question the fact that we interpret $\tilde{\mathbf{E}} \propto \mathbf{E}$, $\tilde{\mathbf{B}} \propto \mathbf{B}$ etc. Indeed, ambiguities of this type exist, its most prominent example are the electromagnetic duality or rotation (e.g. [9]). However, some of these transformations change the constitutive relations in laboratory space [6] and thus they are not considered here.
- There remain different rescalings of fields:
 - Obviously, the Maxwell equations are invariant under a rescaling of all fields by a constant factor α and thus this represents an ambiguity in the re-interpretation in laboratory space. Since it does not change the constitutive relations this factor will be kept in the following.
 - Since the two sets of equations, (4) and (5), are independent, a rescaling of the fields of *one* set also represents an invariant transformation of the equations of motion and thus an ambiguity in the re-interpretation. However, this ambiguity changes the constitutive relation as it changes permittivity and permeability by a (not essentially positive [14]) constant. Thus this ambiguity is not considered in the following.

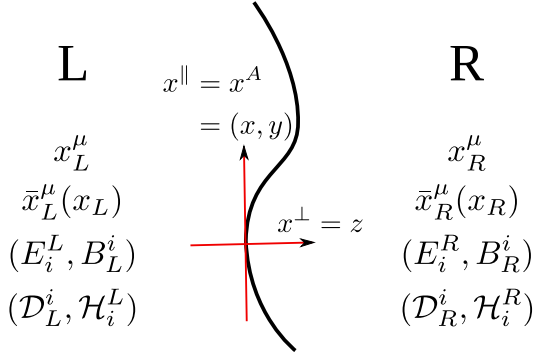


FIG. 3: Notations used to describe the interface between two transformation media. The interface between vacuum and a medium follows straightforwardly if one transformation is reduced to the trivial identity map.

Putting the pieces together we thus arrive at the relevant transformations in the absence of bi-anisotropic couplings:

$$\tilde{E}_i(\tilde{x} = \bar{x}(x)) = \alpha \bar{s} \frac{\partial x^0}{\partial \bar{x}^0} \frac{\partial x^j}{\partial \bar{x}^i} E_j(x), \quad (22)$$

$$\tilde{H}_i(\tilde{x} = \bar{x}(x)) = \alpha \bar{s} \frac{\partial x^0}{\partial \bar{x}^0} \frac{\partial x^j}{\partial \bar{x}^i} H_j(x), \quad (23)$$

$$\tilde{B}^i(\tilde{x} = \bar{x}(x)) = \alpha \bar{s} \left| \frac{\partial x^k}{\partial \bar{x}^l} \right| \frac{\partial \bar{x}^i}{\partial x^j} B^j(x), \quad (24)$$

$$\tilde{D}^i(\tilde{x} = \bar{x}(x)) = \alpha \bar{s} \left| \frac{\partial x^k}{\partial \bar{x}^l} \right| \frac{\partial \bar{x}^i}{\partial x^j} D^j(x). \quad (25)$$

A. Extending the solution across the interface

In this section local conditions on the transformations shall be derived for which the boundary conditions (9) and (10) are satisfied automatically, in other words for which the same vacuum solution (\mathbf{E}, \mathbf{H}) of the Maxwell equations can be used on both sides of the interface [15]. Most of the results of this section have been obtained elsewhere already, in particular Refs. [5, 10]. There are, however, a few differences in the approach taken here: in contrast to Refs. [5, 10] we intend to construct a solution of the Maxwell equations in the media from the solutions in vacuo, furthermore stretching and eventual inversion of the time direction are included in our calculation and finally we work in the generalized approach of triple spacetime metamaterials [6].

Let us now consider the interface between two types of media or between a medium and free space. To distinguish the two media we will denote them as *left medium* (index L) and *right medium* (index R), resp., cf. Fig. 3. Since we intend to construct a vacuum solution that extends over the interface, the transformation must be continuous at this point also in the electromagnetic spaces,

$$\bar{x}_L^\mu = \bar{x}_R^\mu, \quad \bar{\bar{x}}_L^\mu = \bar{\bar{x}}_R^\mu \quad \text{at the interface.} \quad (26)$$

Now we can choose without loss of generality our coordinate system \tilde{x}^μ according to the prescriptions above. Notice however that this does not make any statement about the coordinate system x^μ of the original space unless we consider an interface between vacuum and medium. For a medium without surface charges or currents now the standard boundary conditions $D_L^\perp = D_R^\perp$, $B_L^\perp = B_R^\perp$ and $E_\parallel^L = E_\parallel^R$, $H_\parallel^L = H_\parallel^R$ are imposed.

First, the transformation $x^\mu \rightarrow \bar{x}^\mu$ is considered, which affects \mathbf{E} and \mathbf{B} . Since we are interested in interfaces that obey the correct boundary conditions not just for one specific solution (e.g. one specific incidence angle) but for generic ones, the necessary boundary conditions are immediately obtained from Eqs. (22) and (24) as

$$\alpha_L \bar{s}_L \frac{\partial x^0}{\partial \bar{x}_L^0} \frac{\partial x^j}{\partial \bar{x}_L^A} = \alpha_R \bar{s}_R \frac{\partial x^0}{\partial \bar{x}_R^0} \frac{\partial x^j}{\partial \bar{x}_R^A}, \quad (27)$$

$$\alpha_L \bar{s}_L \left| \frac{\partial x^k}{\partial \bar{x}_L^l} \right| \frac{\partial \bar{x}_L^\perp}{\partial x^j} = \alpha_R \bar{s}_R \left| \frac{\partial x^k}{\partial \bar{x}_R^l} \right| \frac{\partial \bar{x}_R^\perp}{\partial x^j}. \quad (28)$$

By multiplying Eq. (27) by $\partial \bar{x}_L^B / \partial x^j$ and summing over j this equation yields the conditions

$$\frac{\partial \bar{x}_L}{\partial \bar{x}_R} = \frac{\partial \bar{y}_L}{\partial \bar{y}_R} = \bar{s}_L \bar{s}_R \frac{\alpha_L}{\alpha_R} \frac{\partial \bar{x}_R^0}{\partial \bar{x}_L^0}, \quad \frac{\partial \bar{x}_L}{\partial \bar{y}_R} = \frac{\partial \bar{y}_L}{\partial \bar{x}_R} = 0. \quad (29)$$

As the mapping shall be continuous, the two transformations must agree along the boundary and thus

$$\bar{s}_L \bar{s}_R \frac{\alpha_L}{\alpha_R} \frac{\partial \bar{x}_R^0}{\partial \bar{x}_L^0} = 1. \quad (30)$$

Using $|\partial x^i / \partial \bar{x}_R^j| / |\partial x^k / \partial \bar{x}_L^l| = |\partial \bar{x}_L^i / \partial \bar{x}_R^j|$ the boundary condition for the normal component follows from Eq. (24) as

$$\frac{\partial \bar{x}_L^\perp}{\partial \bar{x}_R^\perp} = \bar{s}_L \bar{s}_R \frac{\alpha_R}{\alpha_L} \left| \frac{\partial \bar{x}_L^k}{\partial \bar{x}_R^l} \right| = \frac{\partial \bar{x}_R^0}{\partial \bar{x}_L^0} \left| \frac{\partial \bar{x}_L^k}{\partial \bar{x}_R^l} \right|. \quad (31)$$

By virtue of Eq. (29) the determinant reduces to

$$\left| \frac{\partial \bar{x}_L^k}{\partial \bar{x}_R^l} \right| = \frac{\partial \bar{x}_L^\perp}{\partial \bar{x}_R^\perp} - \frac{\partial \bar{x}_L^\perp}{\partial \bar{x}_R^A} \frac{\partial \bar{x}_L^A}{\partial \bar{x}_R^\perp} = \frac{\partial \bar{x}_L^\perp}{\partial \bar{x}_R^\perp}, \quad (32)$$

where the fact that $\partial x^i / \partial \bar{x}_L^A = \partial x^i / \partial \bar{x}_R^A$ has been used. As can be seen easily there exists no solutions with stretchings and/or reversal of time that allow an extension over an interface. Still, space inversions of the type $\bar{x}_L^\perp = -\beta \bar{x}_R^\perp$ are possible and in these cases $\alpha_R / \alpha_L = -1$. Without loss of generality it then can be assumed that $\alpha = \pm 1$ in all mappings.

The whole calculation needs to be redone for the fields \mathbf{D} and \mathbf{H} , resp. This generates a new set of conditions, which is found simply by replacing all barred variables in Eqs. (27)–(32) by double-barred ones. An important comment is in order: since the global factors α_R and α_L only can be chosen once, they need to be the same

for both mappings. Thus solutions only extend over an interface if either none or both mappings include space inversions. Thus, it is seen that indeed the ambiguity associated with the constant α plays an important role in the discussion of boundary conditions as soon as negative refractive index media are involved.

Although many proposals of transformation designed devices, most importantly the invisibility cloak [1, 4], fit into the picture described in this section, it is important to realize that in many interesting situations this setup might be too limited. In many situations transformation designed devices do not exclusively contain reflectionless boundaries and thus a global vacuum solution cannot be defined. This might happen if some surfaces do not contribute to the functionality of the device. In this case this might be regarded as a minor problem since the above calculation still applies locally. However, one also might deal with reflections at functional surfaces, which requires an extension of the approach.

B. General transformations

In this section the restriction to obtain a solution of the Maxwell equations in vacuo that extends over the interface between the two media shall be relaxed. Of course, a specific solution for \mathbf{E} and \mathbf{B} via Eqs. (22)–(25) still provides solutions of the Maxwell equations on both sides of the interface, but we do no longer insist that these solutions obtained from the *same* solution in vacuo match at the interface. This allows to relax all constraints found in the previous section, in particular the transformations need not even be continuous. As will be shown below, a purely geometric construction of the solutions across the interface is still possible, though.

In a more mathematical sense this means that the boundary conditions

$$\begin{aligned}\tilde{E}_A^L &= \alpha_L \bar{s}_L \frac{\partial x^0}{\partial \bar{x}_L^0} \frac{\partial x^j}{\partial \bar{x}_L^j} E_j^L = \\ &= \alpha_R \bar{s}_R \frac{\partial x^0}{\partial \bar{x}_R^0} \frac{\partial x^j}{\partial \bar{x}_R^j} E_j^R = \tilde{E}_A^R, \end{aligned} \quad (33)$$

$$\begin{aligned}\tilde{H}_A^L &= \alpha_L \bar{s}_L \frac{\partial x^0}{\partial \bar{x}_L^0} \frac{\partial x^j}{\partial \bar{x}_L^j} H_j^L = \\ &= \alpha_R \bar{s}_R \frac{\partial x^0}{\partial \bar{x}_R^0} \frac{\partial x^j}{\partial \bar{x}_R^j} H_j^R = \tilde{H}_A^R, \end{aligned} \quad (34)$$

$$\begin{aligned}\tilde{B}_L^\perp &= \alpha_L \bar{s}_L \left| \frac{\partial x^k}{\partial \bar{x}_L^k} \right| \frac{\partial \bar{x}_L^\perp}{\partial x^j} B_R^\perp = \\ &= \alpha_R \bar{s}_R \left| \frac{\partial x^k}{\partial \bar{x}_R^k} \right| \frac{\partial \bar{x}_R^\perp}{\partial x^j} B_R^\perp = \tilde{B}_L^\perp, \end{aligned} \quad (35)$$

$$\begin{aligned}\tilde{D}_L^\perp &= \alpha_L \bar{s}_L \left| \frac{\partial x^k}{\partial \bar{x}_L^k} \right| \frac{\partial \bar{x}_L^\perp}{\partial x^j} D_L^j = \\ &= \alpha_R \bar{s}_R \left| \frac{\partial x^k}{\partial \bar{x}_R^k} \right| \frac{\partial \bar{x}_R^\perp}{\partial x^j} D_R^j = \tilde{D}_L^\perp \end{aligned} \quad (36)$$

are no longer seen as restrictions onto the transformations, but rather define the boundary values of the free space solution (E_i^L, H_i^L) in terms of (E_i^R, H_i^R) . In terms of the vacuum solution in electromagnetic spaces, Eqs. (14) and (15), these relations can be cast in the simple form

$$\bar{E}_A^L = \bar{s}_L \bar{s}_R \frac{\alpha_R}{\alpha_L} \bar{E}_A^R, \quad (37)$$

$$\bar{B}_L^\perp = \bar{s}_L \bar{s}_R \frac{\alpha_R}{\alpha_L} \left| \frac{\partial \bar{x}_L^k}{\partial \bar{x}_R^k} \right| \bar{B}_R^\perp, \quad (38)$$

$$\bar{H}_A^L = \bar{s}_L \bar{\sigma}_L \bar{s}_R \bar{\sigma}_R \frac{\alpha_R}{\alpha_L} \bar{H}_A^R, \quad (39)$$

$$\bar{D}_L^\perp = \bar{s}_L \bar{\sigma}_L \bar{s}_R \bar{\sigma}_R \frac{\alpha_R}{\alpha_L} \left| \frac{\partial \bar{x}_L^k}{\partial \bar{x}_R^k} \right| \bar{D}_R^\perp. \quad (40)$$

Here, all fields are taken at those points which are mapped onto the interface in laboratory space, e.g., \bar{E}_A^L and \bar{B}_L^\perp are taken at the spacetime point $(\bar{t}_L(\tilde{t}), \bar{x}_L^i(\tilde{x}_I^j))$, where \tilde{x}_I^j is a point on the interface and \tilde{t} represents laboratory time. Since we do no longer insist on continuous mappings this point may be represented by different points in electromagnetic space on the two sides of the interface.

1. Standard transformation optics

The representation (37)–(40) relates in electromagnetic spaces parallel components with *lower* indices but normal components with *upper* ones. Since no a priori assumptions about the metric in the electromagnetic spaces should be made, the derivation of the boundary conditions exclusively in upper (or alternatively lower) indices is not straightforward. To simplify this task first standard transformation optics [2, 3] is considered, i.e. $\bar{x}^\mu \equiv \bar{x}^\mu$ in this section. Then with Eqs. (12) and (13) the following relations can be established:

$$\bar{E}^A = \left(\bar{g}^{AB} - \frac{\bar{g}^{A\perp} \bar{g}^{\perp B}}{\bar{g}^{\perp\perp}} \right) \bar{E}_A + \frac{\bar{g}^{A\perp}}{\bar{g}^{\perp\perp}} \bar{E}^\perp \quad (41)$$

$$\bar{D}_\perp = \frac{1}{\bar{g}^{\perp\perp}} (\bar{D}^\perp - \bar{g}^{\perp A} \bar{D}_A) \quad (42)$$

Since we assume a vacuum solution in electromagnetic space, the above equation and the equivalent relations for \bar{H}^A and \bar{B}_\perp together with (37)–(40) completely define the boundary values of the left solution in terms of the right solution. If we intend to express everything in terms of vectors one uses the relation (42) and after some algebra arrives at

$$E_i^L = \bar{s}_L \bar{s}_R \frac{\alpha_R}{\alpha_L} \frac{\partial \bar{x}_L^0}{\partial \bar{x}_R^0} V_i^k \frac{\partial x_R^j}{\partial \bar{x}_R^k} E_j^R, \quad (43)$$

$$H_i^L = \bar{s}_L \bar{s}_R \frac{\alpha_R}{\alpha_L} \frac{\partial \bar{x}_L^0}{\partial \bar{x}_R^0} V_i^k \frac{\partial x_R^j}{\partial \bar{x}_R^k} H_j^R, \quad (44)$$

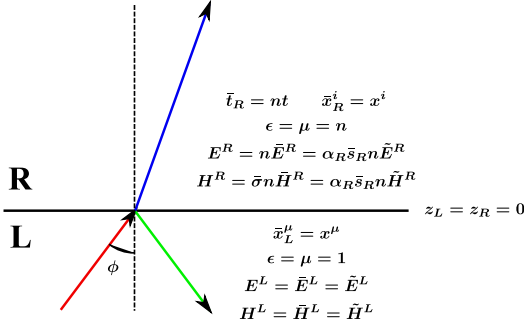


FIG. 4: Interface between vacuum and a homogeneous and isotropic medium according to transformation optics.

where V_i^k is given by

$$V_i^k = \frac{\partial \bar{x}_L^k}{\partial x_L^i} + \frac{1}{\bar{g}_L^{\perp\perp}} \frac{\partial \bar{x}_L^\perp}{\partial x_L^i} \left(\left| \frac{\partial \bar{x}_L^m}{\partial x_R^n} \right| \frac{\partial \bar{x}_R^0}{\partial \bar{x}_L^0} \bar{g}_R^{\perp k} - \bar{g}_L^{\perp k} \right). \quad (45)$$

For covectors raising of all indices implies

$$E_L^i = \bar{s}_L \bar{s}_R \frac{\alpha_R}{\alpha_L} \frac{\partial x_L^i}{\partial \bar{x}_L^k} C^k_j E_R^j, \quad (46)$$

$$H_L^i = \bar{s}_L \bar{s}_R \frac{\alpha_R}{\alpha_L} \frac{\partial x_L^i}{\partial \bar{x}_L^k} C^k_j H_R^j, \quad (47)$$

with

$$C^k_j = \left(\bar{g}_L^{kA} - \frac{\bar{g}_L^{\perp\perp} \bar{g}_L^{\perp A}}{\bar{g}_L^{\perp\perp}} \right) \bar{g}_{Al}^R \frac{\partial \bar{x}_R^l}{\partial x_R^j} + \left| \frac{\partial \bar{x}_L^m}{\partial x_R^n} \right| \frac{\partial \bar{x}_R^0}{\partial \bar{x}_L^0} \frac{\bar{g}_L^{\perp k}}{\bar{g}_L^{\perp\perp}} \frac{\partial \bar{x}_R^j}{\partial x_R^j}. \quad (48)$$

In these equations it is important to remember that $\bar{E}^i = \sqrt{-g_{00}} \bar{D}^i$ and $\bar{H}^i = \sqrt{-g_{00}} \bar{B}^i$. Furthermore, notice that the fields on both sides of the equation are taken at the same value in laboratory space, \bar{x}^μ , cf. Eqs. (37)–(40).

a. Example: homogeneous and isotropic media To show how basic characteristics of media are encoded in (43)–(47) let us consider a simple example, the flat interface between vacuum and a homogeneous and isotropic medium. Media of this type with $\epsilon = \mu = n$ can be obtained by the simple transformation $\bar{t} = nt$, as is seen when inserting this relation into Eqs. (1) and (2). Unless $n = \pm 1$ a medium of this type cannot be matched to free space, however the above conditions still describe correctly the boundary conditions that have to hold on both sides.

For concreteness let us assume the situation as depicted in Figure 4. Since the value of α_R can be assumed to be ± 1 we will choose it in such a way that $\bar{s}_R \alpha_R = 1$. Given a certain solution of the Maxwell equation in the electromagnetic space of the medium, \mathbf{E}^R and \mathbf{H}^R , the corresponding solution in the vacuum, \mathbf{E}^L and \mathbf{H}^L , must

obey at the interface

$$E_A^L = \frac{1}{n} E_A^R, \quad E_\perp^L = E_\perp^R, \quad (49)$$

$$H_A^L = \frac{1}{n} H_A^R, \quad H_\perp^L = H_\perp^R. \quad (50)$$

As solution in the medium we assume a plane wave in the electromagnetic space

$$\mathbf{E}^R = \mathbf{e} \exp[i(\mathbf{k}_R \mathbf{x}_R - \omega_R t_R)] + \text{c.c.} \quad (51)$$

$$\mathbf{H}^R = \mathbf{h} \exp[i(\mathbf{k}_R \mathbf{x}_R - \omega_R t_R)] + \text{c.c.} \quad (52)$$

which is mapped onto the physical space of the medium as $\tilde{\mathbf{E}} = \mathbf{E}/n$, $\tilde{\mathbf{H}} = \mathbf{H}/n$. In the simple example given here it is immediate that the plane wave in electromagnetic space obeying $\mathbf{k}^2 = \omega^2$ maps onto a plane wave in physical space with dispersion relation $\tilde{\mathbf{k}}^2 = n^2 \tilde{\omega}^2$, as required by the fact that $\epsilon = \mu = n$.

From Eqs. (49) and (50) the solution for \mathbf{E}^L and \mathbf{H}^L at the interface is deduced as

$$E_A^L = \frac{1}{n} e_A \exp[i(\mathbf{k}_R \mathbf{x}_R - \omega_R t_R)] = \frac{1}{n} e_A \exp\left[i(\mathbf{k}_L \mathbf{x}_L - \frac{1}{n} \omega_L t_L)\right], \quad (53)$$

$$E_\perp^L = e_\perp \exp[i(\mathbf{k}_R \mathbf{x}_R - \omega_R t_R)] = \exp\left[i(\mathbf{k}_L \mathbf{x}_L - \frac{1}{n} \omega_L t_L)\right], \quad (54)$$

$$H_A^L = \frac{1}{n} h_A \exp[i(\mathbf{k}_R \mathbf{x}_R - \omega_R t_R)] = \frac{1}{n} h_A \exp\left[i(\mathbf{k}_L \mathbf{x}_L - \frac{1}{n} \omega_L t_L)\right], \quad (55)$$

$$H_\perp^L = h_\perp \exp[i(\mathbf{k}_R \mathbf{x}_R - \omega_R t_R)] = h_\perp \exp\left[i(\mathbf{k}_L \mathbf{x}_L - \frac{1}{n} \omega_L t_L)\right]. \quad (56)$$

While the solution $(\mathbf{e}, \mathbf{h}, \mathbf{k}_R)$ by construction obeys $\mathbf{k}_R \cdot \mathbf{e} = \mathbf{k}_R \cdot \mathbf{h} = \mathbf{e} \cdot \mathbf{h} = 0$ and in addition $\mathbf{k}_R^2 = \omega_R^2$, the corresponding relations for the solution in the vacuum (“left hand side”) are not immediate. It is easily seen that they cannot be met simultaneously with a single plane wave solution unless $e_\perp = h_\perp = k_A^R = 0$, in other words unless the incoming wave hits the interface at normal incidence.

For simplicity let us assume in the following that the magnetic field is perpendicular to the plane of incidence, i.e. $h_\perp = 0$. Then \mathbf{H}^L automatically is perpendicular to the wave vector, while for the electric field we make the ansatz

$$E_A^L = (S + (1 - S)) E_A^L = (E_{\text{in}})_A + (E_{\text{ref}})_A, \quad (57)$$

$$E_\perp^L = (T + (1 - T)) E_\perp^L = (E_{\text{in}})_\perp + (E_{\text{ref}})_\perp, \quad (58)$$

where S and T are chosen in such a way that (here and in the following we choose $\tilde{z} = z_R = z_L = 0$ as location

of the interface)

$$S \frac{e_A}{n} k_A^L + T e_\perp k_\perp^R = 0 \quad (59)$$

$$(1 - S) \frac{e_A}{n} k_A^L - (1 - T) e_\perp k_\perp^R = 0 \quad (60)$$

$$\mathbf{k}_L^2 = \omega_L^2 = \frac{\omega_R^2}{n^2} \quad (61)$$

As indicated by the notation in Eqs. (57) and (58), the first solution represents the incoming wave while the second one is the reflected one. This yields for S and T

$$S = \frac{1}{2} \frac{n \cos \phi + \sqrt{n^2 - \sin^2 \phi}}{\sqrt{n^2 - \sin^2 \phi}}, \quad (62)$$

$$T = \frac{1}{2} \frac{n \cos \phi + \sqrt{n^2 - \sin^2 \phi}}{n \cos \phi}. \quad (63)$$

From these equations and the dispersion relation of \mathbf{k}_L it is now easy to show that

$$\frac{|\mathbf{E}_{\text{trans}}|}{|\mathbf{E}_{\text{in}}|} = \frac{2n^2 \cos \phi}{n \cos \phi + \sqrt{n^2 - \sin^2 \phi}}, \quad (64)$$

$$\frac{|\mathbf{E}_{\text{ref}}|}{|\mathbf{E}_{\text{in}}|} = \frac{n \cos \phi - \sqrt{n^2 - \sin^2 \phi}}{n \cos \phi + \sqrt{n^2 - \sin^2 \phi}}, \quad (65)$$

where $\mathbf{E}_{\text{trans}}$ is the solution (51). Notice that these relations compare the respective vacuum solutions. From the relation $\tilde{\mathbf{E}}^R = \mathbf{E}^R/n$ it can be seen that the additional factor n in the first relation indeed reproduces the correct result in terms of the solutions in laboratory space.

The polarization with $e_\perp = 0$ follows analogously by taking the equations for \mathbf{H} instead of those for \mathbf{E} . Obviously this yields again (64) and (65) as is required since $\epsilon = \mu$ in our example.

2. Generalized transformations

The situation gets slightly more complicated when considering the generalization of triple spacetime media [6], since the relevant fields to be compared at the interface live in two different spaces. In determining the boundary conditions for the electric field, the condition (40) thus should be rewritten as

$$\frac{\partial \bar{x}_L^\perp}{\partial \bar{x}_L^i} \bar{\gamma}_L^{ij} \bar{D}_j^L = \bar{s}_L \bar{\sigma}_L \bar{s}_R \bar{\sigma}_R \frac{\alpha_R}{\alpha_L} \left| \frac{\partial \bar{x}_L^k}{\partial \bar{x}_L^i} \right| \frac{\partial \bar{x}_R^\perp}{\partial \bar{x}_R^i} \bar{\gamma}_R^{ij} \bar{D}_j^R, \quad (66)$$

in order to be able to derive the complete boundary conditions of the electric field $E_i = D_i$. This additional transformation between the two electromagnetic spaces induces a mixing of the two transformations in the ensuing boundary condition. Still, using the notation (8) it can be cast into the rather simple form

$$E_i^L = \frac{\alpha_R}{\alpha_L} \frac{\partial \bar{x}_L^0}{\partial \bar{x}_R^0} \bar{V}_i^k \frac{\partial x_R^j}{\partial \bar{x}_R^k} E_j^R. \quad (67)$$

where the new transformation matrix \bar{V}_i^k takes the form

$$\begin{aligned} \bar{V}_i^k &= \bar{s}_L \bar{s}_R \frac{\partial \bar{x}_L^k}{\partial x_L^i} + \\ &+ \frac{1}{g_L^{\perp\perp}} \frac{\partial \bar{x}_L^\perp}{\partial x_L^i} \left(\bar{s}_L \bar{s}_R \left| \frac{\partial \bar{x}_L^m}{\partial \bar{x}_R^n} \right| \frac{\partial \bar{x}_R^0}{\partial \bar{x}_L^0} g_R^{\perp\bar{k}} - \bar{s}_L \bar{s}_R g_L^{\perp\bar{k}} \right). \end{aligned} \quad (68)$$

The calculation of the boundary conditions of \mathbf{H} follows analogously by interchanging $\bar{x}^\mu \leftrightarrow \bar{x}^\mu$:

$$H_i^L = \frac{\alpha_R}{\alpha_L} \frac{\partial \bar{x}_L^0}{\partial \bar{x}_R^0} \bar{V}_i^k \frac{\partial x_R^j}{\partial \bar{x}_R^k} H_j^R. \quad (69)$$

Here, \bar{V}_i^k is obtained from the expression (68) by replacing all barred quantities and indices by double-barred and vice versa.

a. More on homogeneous and isotropic media In the previous section homogeneous and isotropic media from standard transformation optics were considered, which follow from time stretchings $\bar{t} = nt$ and describe media with $\epsilon = \mu = n$. This suggests to consider the transformations

$$\bar{t} = \text{sgn}(\mu)|\epsilon|t \quad \bar{t} = \text{sgn}(\epsilon)|\mu|t, \quad (70)$$

within the generalized setup, where $\text{sgn}(x)$ is the sign of x . Applying this transformation in (6) and (7) yields

$$\tilde{D}^i = \epsilon \gamma^{ij} \tilde{E}_j, \quad \tilde{B}^i = \mu \gamma^{ij} \tilde{H}_j, \quad (71)$$

which explains the choice of the variables in Eq. (70). This shows that homogeneous and isotropic media with arbitrary and independent permittivity and permeability can be understood as an independent stretching of time in the two different transformations. On a side-remark we notice that these media can also be obtained by stretching all spatial directions simultaneously. Indeed, the transformation

$$\bar{x}^i = \frac{\text{sgn}(\epsilon)\text{sgn}(\mu)}{|\epsilon|^{\frac{1}{3}}|\mu|^{\frac{2}{3}}} x^i, \quad \bar{x}^i = \frac{\text{sgn}(\epsilon)\text{sgn}(\mu)}{|\epsilon|^{\frac{2}{3}}|\mu|^{\frac{1}{3}}} x^i \quad (72)$$

also yields the media properties (71).

Extending the result of the example of the previous section, we want to derive the law of reflection and refraction at an interface between vacuum and an arbitrary homogeneous, isotropic medium. This situation is depicted in Fig. 5. Again, the calculation starts with the definition of vacuum solution that corresponds to the transmitted wave

$$\mathbf{E}^R = \mathbf{e} \exp[i(\mathbf{k}_R \mathbf{x}_R - \omega_R t_R)] + \text{c.c.}, \quad (73)$$

$$\mathbf{H}^R = \mathbf{h} \exp[i(\mathbf{k}_R \mathbf{x}_R - \omega_R t_R)] + \text{c.c.} \quad (74)$$

Before considering the boundary conditions it might be useful to derive in detail how this vacuum solution is mapped onto a solution of the medium. In a first step

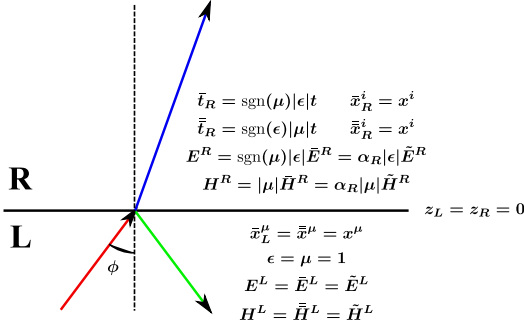


FIG. 5: Interface between vacuum and a homogeneous and isotropic medium with arbitrary and independent ϵ and μ according to generalized transformation optics.

we apply the transformations (70), which maps \mathbf{E} and \mathbf{H} onto the solutions (notice the relation $\text{sgn}(\mu) = \bar{s}$, $\text{sgn}(\epsilon) = \bar{s}$)

$$\bar{\mathbf{E}}^R(\bar{x}, \bar{t}) = \frac{\bar{s}}{|\epsilon|} \mathbf{e} \exp \left[i(\bar{\mathbf{k}}_R \bar{\mathbf{x}}_R - \bar{\omega}_R \bar{t}_R) \right] + \text{c.c.}, \quad (75)$$

$$\bar{\mathbf{H}}^R(\bar{x}, \bar{t}) = \frac{1}{|\mu|} \mathbf{h} \exp \left[i(\bar{\mathbf{k}}_R \bar{\mathbf{x}}_R - \bar{\omega}_R \bar{t}_R) \right] + \text{c.c.}, \quad (76)$$

with $\bar{\mathbf{k}}_R^2 = \epsilon^2 \bar{\omega}_R^2$ and $\bar{\mathbf{k}}_R^2 = \mu^2 \bar{\omega}_R^2$. This solution is now re-interpreted in terms of the physical space \tilde{x}^μ

$$\tilde{\mathbf{E}}^R(\tilde{x}, \tilde{t}) = \frac{\alpha_R}{|\epsilon|} \mathbf{e} \exp \left[i(\tilde{\mathbf{k}}_R \tilde{\mathbf{x}}_R - \tilde{\omega}_R \tilde{t}_R) \right] + \text{c.c.} \quad (77)$$

$$\tilde{\mathbf{H}}^R(\tilde{x}, \tilde{t}) = \frac{\alpha_R}{|\mu|} \mathbf{h} \exp \left[i(\tilde{\mathbf{k}}_R \tilde{\mathbf{x}}_R - \tilde{\omega}_R \tilde{t}_R) \right] + \text{c.c.} \quad (78)$$

with $\tilde{\mathbf{k}}_R^2 = \epsilon \mu \tilde{\omega}_R^2$. Although the correct dispersion relation is not present in the solutions in electromagnetic space, it is important to notice that also this information is encoded in a completely geometric way, since the general dispersion relation (in the absence of bi-anisotropic couplings) reads [6]: $g^{\bar{i}\bar{j}} k_i k_j = -g^{\bar{0}\bar{0}} \omega^2$.

The calculation of reflection and refraction coefficients follows in close analogy to the example presented above. As boundary conditions we find from (67) and (69)

$$E_A^L = \frac{\alpha_R \bar{s}_R}{\text{sgn}(\mu)|\epsilon|} E_A^R, \quad E_\perp^L = \alpha_R \bar{s}_R E_\perp^R, \quad (79)$$

$$H_A^L = \frac{\alpha_R \bar{s}_R}{\text{sgn}(\epsilon)|\mu|} H_A^R, \quad H_\perp^L = \alpha_R \bar{s}_R H_\perp^R. \quad (80)$$

A possible simple choice of α_R is $\alpha_R = \bar{s}_R$ which implies

$$E_A^L = \frac{1}{\epsilon} e_A \exp \left[i(\mathbf{k}_L \mathbf{x}_L - \frac{1}{n} \omega_L t_L) \right], \quad (81)$$

$$E_\perp^L = e_\perp \exp \left[i(\mathbf{k}_L \mathbf{x}_L - \frac{1}{n} \omega_L t_L) \right], \quad (82)$$

$$H_A^L = \frac{\bar{s} \bar{s}}{\mu} h_A \exp \left[i(\mathbf{k}_L \mathbf{x}_L - \frac{1}{n} \omega_L t_L) \right], \quad (83)$$

$$H_\perp^L = \bar{s} \bar{s} h_\perp \exp \left[i(\mathbf{k}_L \mathbf{x}_L - \frac{1}{n} \omega_L t_L) \right], \quad (84)$$

since $\mathbf{k}_R = \mathbf{k}_L$ and $\omega_R = \omega_L/n$ with $n = \sqrt{\epsilon\mu}$. If $h_\perp = 0$ the ansatz (57) and (58) yields as conditions for S and T

$$S \frac{e_A}{\epsilon} k_A^L + T e_\perp k_\perp^R = 0, \quad (85)$$

$$(1-S) \frac{e_A}{\epsilon} k_A^L - (1-T) e_\perp k_\perp^R = 0, \quad (86)$$

$$\mathbf{k}_L^2 = \omega_L^2 = \frac{\omega_R^2}{n^2}. \quad (87)$$

From these conditions it is found that

$$S = \frac{1}{2} \frac{\epsilon \cos \phi + \sqrt{n^2 - \sin^2 \phi}}{\sqrt{n^2 - \sin^2 \phi}}, \quad (88)$$

$$T = \frac{1}{2} \frac{\epsilon \cos \phi + \sqrt{n^2 - \sin^2 \phi}}{\epsilon \cos \phi}, \quad (89)$$

and thus the generalization of the result (64), (65) is easily derived as

$$\frac{|E_{\text{trans}}|}{|E_{\text{in}}|} = \frac{2\epsilon n \cos \phi}{\epsilon \cos \phi + \sqrt{n^2 - \sin^2 \phi}}, \quad (90)$$

$$\frac{|E_{\text{ref}}|}{|E_{\text{in}}|} = \frac{\epsilon \cos \phi - \sqrt{n^2 - \sin^2 \phi}}{\epsilon \cos \phi + \sqrt{n^2 - \sin^2 \phi}}. \quad (91)$$

This is the law of reflection and refraction in terms of vacuum solutions. Keeping in mind that from Eq. (77), with our choice of α_R , $\tilde{\mathbf{E}}^L = \mathbf{E}^L/\epsilon$ it is seen that this result indeed reproduces the correct law in terms of the laboratory space solutions. Again, the case $e_\perp = 0$ follows completely analogously.

In this example it has been shown that homogeneous and isotropic media with arbitrary and independent permittivity and permeability allow a geometric interpretation in terms of generalized transformation optics. This does not just include the derivation of solutions in these media from vacuum solutions, but also the laws of reflection and refraction at an interface of two media of this type.

IV. CONCLUSIONS

In this paper the generic form of boundary conditions at the interface of two (generalized) transformation media has been studied and it has been shown how the ensuing conditions can be expressed completely in terms of vacuum solutions of the Maxwell equations and of geometric manipulations. This task has been performed in two steps: in a first step we considered the most general situation that allows to describe the electromagnetic fields on both sides of the interface in terms of the same vacuum solution. Obviously, all interfaces of this type are reflectionless, still it is important that this should be understood as a purely local statement and does not imply that there exists a unique vacuum solution to describe whole setup globally. In a second step we relaxed the condition of a single vacuum solution and considered

generic interfaces. Of course, these are not reflectionless in general; as basic example we showed how generalized transformation optics allows to derive the standard law of reflection and refraction at the interface of homogeneous and isotropic media in a geometric way.

Once this second step has been calculated it is worth to reconsider the meaning of the first result. Indeed, we have shown that the boundary conditions of a generic (not necessarily reflectionless) interface can be described completely in terms of vacuum solutions of the Maxwell equations (solutions in electromagnetic space) and geometric manipulations (diffeomorphisms, locally interpreted as coordinate transformations.) It is well known that diffeomorphisms have a group structure and it is evident that this group structure extends straightforwardly to transformation media: two transformations applied subsequently again yield a transformation that describes a transformation medium, there exist a unit element, which is the trivial transformation, and to each transformation there exists an inverse which reverts the action thereof.

Given an interface between two specific generalized transformation media, whose boundary conditions in terms of vacuum solutions are described by Eqs. (67) and (69), we may ask the following question: which interfaces between two different media yield the *same* boundary conditions as the one found for our specific situation. The answer are exactly the transformations in Sect. III A.

Indeed if two solutions match at the interface, the conditions (27), (28) and their counterparts for the double-barred variables state that any transformation applied to these solutions will still match at the boundary if they match these conditions. Therefore the transformations of Sect. III A form equivalent classes of transformation media within the general result of Sect. III B and with respect to the group structure of diffeomorphisms. The reflectionless media are those which are members of the equivalent class of an interface vacuum-vacuum.

Finally it should be mentioned that similar formulae could also be derived for media with bi-anisotropic couplings. Still, since the coordinate transformations of these media mix space and time and consequently mix \mathbf{E} with \mathbf{B} and \mathbf{D} with \mathbf{H} , resp., the ensuing conditions are expected to be considerably more involved.

Acknowledgments

The author wishes to thank J. Llorens Montolio for helpful discussions. This work profited a lot from fruitful discussion with M. Qiu and M. Yan and W. Yan during a cooperation of the Advanced Concepts Team of the European Space Agency with the Royal Institute of Technology (KTH). The cooperation was funded under the Ariadna program of ESA.

-
- [1] J. Pendry, D. Schurig, and D. Smith, "Controlling electromagnetic fields," *Science* **312** (2006) 1780.
 - [2] U. Leonhardt and T. G. Philbin, "General relativity in electrical engineering," *New Journal of Physics* **8** (2006) 247.
 - [3] U. Leonhardt and T. Philbin, "Transformation optics and the geometry of light." to appear in *Progress in Optics*, arXiv:0805.4778 [physics.optics], 2008.
 - [4] U. Leonhardt, "Optical conformal mapping," *Science* **312** (2006) 1777.
 - [5] W. Yan, M. Yan, and M. Qiu, "Necessary and sufficient conditions for reflectionless transformation media in an isotropic and homogenous background." arXiv:0806.3231 [physics.optics].
 - [6] L. Bergamin, "Generalized transformation optics from triple spacetime metamaterials," *Phys. Rev. A* **78** (2008) 043825.
 - [7] S. Tretyakov, I. Nefedov, and P. Alitalo, "Generalized field-transforming metamaterials," *New J. Phys.* **10** (2008) 115028.
 - [8] L. Landau and E. Lifshitz, *The classical theory of fields*, vol. 2 of *Course of theoretical physics*. Butterworth-Heinemann, Oxford, 4th, revised ed., 2006.
 - [9] J. Jackson, *Classical electrodynamics*. John Wiley, 3rd ed., 1999.
 - [10] W. Yan, M. Yan, Z. Ruan, and M. Qiu, "Coordinate transformations make perfect invisibility cloaks with arbitrary shape," *New J. of Phys.* **10** (2008) 043040.
 - [11] Throughout this paper all equations are written in natural units, $\epsilon_0 = \mu_0 = c = 1$. Furthermore Einstein's summation convention is used, which implies a summation over all repeated indices. Latin indices represent space indices and run from 1 to 3, whereas Greek indices are spacetime indices, running from 0 to 4 with $x^0 = t$ being time. Further details about our notation can be found in Ref. [6].
 - [12] These independent transformations do not establish a symmetry, since the constitutive relation is not invariant. Nevertheless they are invariant transformations of the equations of motion.
 - [13] From now on, the notation of triple spacetime metamaterials will be used, unless explicitly mentioned differently. The case of standard transformation optics always follows by a simple identification $\bar{x}^\mu = \bar{x}^\mu$.
 - [14] This implies that the interpretation of a negative refractive index in transformation optics [2] actually is the effect of an ambiguity. This is most easily seen in the relativistically covariant formulation: according to Ref. [2] a negative refractive index is found if ϵ^{ijk} in Eqs. (4) and (5) changes sign under the transformation, as this sign has to be absorbed by a rescaling of \mathbf{E} and \mathbf{H} with a negative constant. However, in the relativistically covariant formulation the (4-dimensional) Levi-Civita symbol only appears as an overall factor in the equation of motion $\epsilon^{\mu\nu\rho\sigma} \partial_\mu F_{\rho\sigma} = 0$, and thus the change of sign is without any consequences. Thus, starting from the relativistically covariant formulation, the negative refractive index

appears rather as an ambiguity.

- [15] Equivalence of the solutions here is not just understood as physical equivalence, but also as equivalent parametrization.