

Uniform current in graphene strip with zigzag edges

Shuhei NAKAKURA¹, Yuki NAGAI² and Daijiro YOSHIOKA¹

¹*Department of Basic Science, The University of Tokyo, Komaba, Meguro-ku, Tokyo 153-8902*

²*Department of Physics, University of Tokyo, Tokyo 113-0033, Japan*

KEYWORDS: graphene, edge state, localized state, electric current

Graphene exhibits zero-gap massless-Dirac fermion and zero density of states at $E = 0$.¹⁾ These particles form localized states called edge states on finite width strip with zigzag edges at $E = 0$.²⁾ Naively thinking, one may expect that current is also concentrated at the edge, but Zârbo and Nikolić³⁾ numerically obtained a result that the current density shows maximum at the center of the strip. We derive a rigorous relation for the current density, and clarify the reason why the current density of edge state has a maximum at the center.

The expectation value of local current density for a state $|\psi\rangle$ is defined as

$$\langle\psi|\hat{j}_{(x,i),(x',i')}|\psi\rangle = \frac{2et}{\hbar}\text{Im}b_{i'}^*(x')a_i(x) \quad (1)$$

where $\hat{j}_{(x,i),(x',i')}$ is the current density operator of bond from site (x,i) to site (x',i') ; $a_i(x)$ and $b_{i'}(x')$ are amplitudes of the wave function at these sites as shown in Fig. 1; e is the charge; t is the nearest neighbor hopping parameter. With the translational symmetry along the x -axis, the amplitudes of the wave function at the A-sublattice and B-sublattice with wave number k are defined respectively as

$$a_i(x) = A_i e^{ikx}, \quad (2)$$

$$b_{i'}(x') = B_{i'} e^{ikx'}. \quad (3)$$

The Schrödinger equations in the tight-binding model with nearest-neighbor hopping are written as

$$KA_i + tA_{i+1} = EB_i, \quad (4)$$

$$tB_i + KB_{i+1} = EA_{i+1}. \quad (5)$$

Here, $K = 2t \cos(ka/2)$, E is the energy, and a is the lattice constant. In the region $2\pi/3a < |k| < \pi/a$, a solution with $E \simeq 0$ exists, which is the edge state.²⁾ In this region, the wave amplitudes at A-sublattice and B-sublattice are approximately written as

$$A_i = A_1 \left(-2 \cos \frac{ka}{2}\right)^{i-1}, \quad (1 \leq i \leq w) \quad (6)$$

$$B_i = \pm A_1 \left(-2 \cos \frac{ka}{2}\right)^{w-i}. \quad (1 \leq i \leq w) \quad (7)$$

In these equations w defines the width of the strip. The wave function becomes exact in the limit of either $w \rightarrow \infty$, or $k \rightarrow \pi/a$.

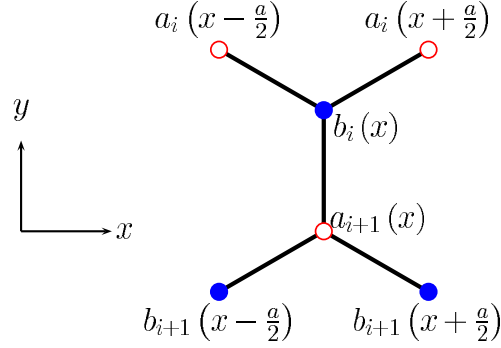


Fig. 1. (color online) The definition of wave function. Part of the strip is shown. In this structure the upper(lower) edge state has amplitude mainly on A-sublattice(B-sublattice).

In this paper, we derive a relation for the local current density in the x -direction. The local current density flowing through the bond between $a_i(x - a/2)$ and $b_i(x)$ is written as

$$j_i = \frac{2et}{\hbar} (B_i^* A_i) \sin \frac{ka}{2}. \quad (8)$$

With the use of eqs. (4),(5) and (8), the relation between j_i and j_{i+1} is obtained as

$$j_{i+1} - j_i = \frac{eE}{\hbar} (A_{i+1}^2 - B_i^2) \tan \frac{ka}{2}. \quad (9)$$

At $i = 1$, namely at the upper zigzag edge,

$$j_1 = \frac{eE}{\hbar} A_1^2 \tan \frac{ka}{2}. \quad (10)$$

The y -dependence of the local current density is calculated by the initial condition (10) and the recurrence equation (9). In the edge state, $|E(k)| \leq E(2\pi/3a) = 2t \sin[\pi/2(2w+1)]$ ⁴⁾ the wave function is localized around edges, and approximately given by eqs. (6) and (7).⁵⁾ It should be noted that the wave function at A-sublattice is localized at the upper edge and that at B-sublattice is localized at the lower edge as shown in Fig. 2. Therefore, $A_{i+1}^2 - B_i^2 > 0$ in the upper half of the strip, and the local current density j_i increases as i increases. At the center of the zigzag strip, j_i is maximum since $A_{i+1}^2 - B_i^2 = 0$.

When $w \gg 1$ or $k \simeq \pi/a$, the coupling of edges becomes quite small, wave functions (6) and (7) become almost exact, and E approaches zero. In such situation eq. (9) tells us $j_{i+1} \simeq j_i$, namely the current flows almost uniformly. This is also known from eqs. (6) and (7). By substituting eqs. (6) and (7) into eq. (8), j_i becomes independent of i , and is written as

$$j_{\text{no coupling}} = \frac{2et}{\hbar} \left(-2 \cos \frac{ka}{2} \right)^{w-1} A_1^2 \sin \frac{ka}{2}. \quad (11)$$

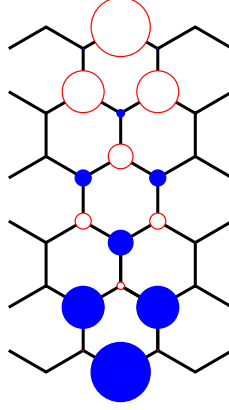


Fig. 2. (Color online) The wave function of the edge state. The size of circle shows amplitude of the wave function at that site, the open red circle represents that on A-sublattice and the closed blue circle represents that on B-sublattice.

The energy of the edge state in such a situation is known from eqs. (4) and (5) to be⁶⁾

$$E(k) \simeq \pm t \left(-2 \cos \frac{ka}{2} \right)^w \left[1 - \left(2 \cos \frac{ka}{2} \right)^2 \right]. \quad (12)$$

The expression of the current is consistent with that by the group velocity

$$\begin{aligned} v(k) &= \frac{\partial E(k)}{\partial k} \\ &\simeq \frac{at}{\hbar} w \left(-2 \cos \frac{ka}{2} \right)^{w-1} \left[1 - \left(2 \cos \frac{ka}{2} \right)^2 \right] \sin \frac{ka}{2}, \end{aligned} \quad (13)$$

from this energy.⁷⁾ When $|E| \rightarrow 0$, the magnitude of current for a state becomes small as seen in eq. (11). However, the conductance is still $2e^2/\hbar$, because the smallness of the current is compensated by large density of states.

To verify our analytical discussion, we calculated the current density with the use of eq. (1) numerically. With the use of the Zârbo and Nikolić's parameter ($E = 0.01t, w = 10$), our numerical result is consistent with their result³⁾ as shown in Fig. 3(a). With decreasing the energy, the current flows almost uniformly in the y -direction as shown in Fig. 3(b). These results are consistent with the results derived from eq. (9).

In summary, finite width strip with zigzag edges has edge states with energy $|E(k)| \leq E(2\pi/3a)$, and electron localize strongly around edges. However, the current flows almost uniformly at the center and decreases towards edges. This behavior is understood by a relation for the local current density in the x -direction. This uniform current is realized by the three factors. Firstly, the wave function of the edge states decays exponentially towards the other edge. Secondly, graphene consists of A-sublattice and B-sublattice. Thirdly, the local current

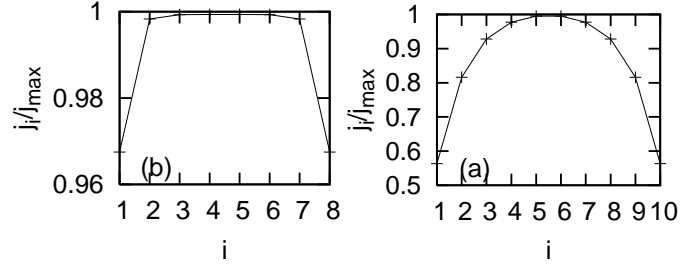


Fig. 3. (a) The local current density j_i/j_{\max} for $E = 0.01t$ and $w = 10$ where j_{\max} is the value of j_i at the center. This result is consistent with that of Zârbo and Nikolić.³⁾ (b) The local current density for $E = 10^{-6}t$ and $w = 8$.

density is calculated by the multiplication of amplitudes on both sublattices.

In this short note we considered current distribution of a edge state specified by a wave number k . Interaction between electrons is not taken into account. We remark that possibility of magnetic ordering of edge state is suggested by several authors.²⁾⁸⁾⁹⁾

Acknowledgment

We thank Yusuke Kato and Daisuke Takahashi for helpful discussions. One of us (YN) acknowledges support by Grant-in-Aid for JSPS Fellows (204840).

References

- 1) P. R. Wallace: Phys. Rev. **71** (1947) 622.
- 2) M. Fujita, K. Wakabayashi, K. Nakada, and K. Kusakabe: J. Phys. Soc. Jpn. **65** (1996) 1920.
- 3) L. P. Zârbo and B. K. Nikolić: Europhys. Lett. **80** (2007) 47001.
- 4) A. Cresti, G. Grosso, and G. P. Parravicini: Phys. Rev. B **77** (2008) 115408.
- 5) K. Wakabayashi, M. Fujita, H. Ajiki, and M. Sgrist: Phys. Rev. B **59** (1999) 8271.
- 6) Expression of the energy in ref. 5, eq. (3.12), is not correct.
- 7) For a strip of length la , $A_1^2 \simeq \{1 - [2 \cos(ka/2)]^2\}/2l$. Thus the total current $J = wj_{\text{nocoupling}} = ev(k)/la$, as expected.
- 8) Y.-W. Son, M. L. Cohen, and S. G. Louie: Phys. Rev. Lett. **97** (2006) 216803.
- 9) L. Pisani, J. A. Chan, B. Montanari, and N. M. Harrison: Phys. Rev. B **75** (2007) 064418.