

# Possible Vortex Fluid to Supersolid Transition in Solid $^4\text{He}$ below $\sim 75$ mK

Andrey Penzev, Nobutaka Shimizu, Yoshinori Yasuta, and Minoru Kubota\*

*Institute for solid State Physics, University of Tokyo, Kashiwanoha 5-1-5, Kashiwa, 277-8581, Japan*

(Dated: February 6, 2020)

A detailed torsional oscillator(TO) study on a stable solid  $^4\text{He}$  sample at 49 bar with  $T_o \sim 0.5\text{K}$ , is reported to  $T$  below the dissipation peak at  $T_p$ . We find hysteretic behavior starting below  $T_c \sim 75$  mK, in period shift, as well as in dissipation, with changes of AC excitation amplitude  $V_{ac}$ . The derived difference of non-linear rotational susceptibility  $\Delta NLRs(T)_{hy_s}$  across the hysteresis loop under a systematic condition is analyzed as a function of  $V_{ac}$  and  $T$ . We propose that  $\Delta NLRs(T)_{hy_s} \propto$  non-classical rotational inertia fraction,  $NCRIF$ , is actually the supersolid density  $\rho_{ss}$  of the 3D supersolid state below  $T_c$ .  $\rho_{ss}$  changes linearly with  $T$  down to  $\sim 60$  mK and then increases much more steeply, and approaching a finite value towards  $T=0$ . We find an AC velocity of  $\sim 40\mu\text{m/s}$  beyond which the hysteresis starts at  $T < T_c$  and a "critical AC velocity",  $\sim 1$  cm/s, above which  $\rho_{ss}$  is completely destroyed. We discuss also the coherence length  $\xi$  of the supersolid.

PACS numbers: 67.80.bd, 67.25.dk, 67.25.dt, 67.85.De.

The supersolid state, which can be characterized as solid body with a lattice structure yet simultaneously having superfluid properties, has been one of the most interesting topics in condensed matter physics. Active discussions started in 1960's (see recent reviews[1, 2]) and the experimental search for such a state in quantum solids followed for nearly 40 years until now. Unusual properties of solid  $^4\text{He}$  below some temperature have been reported for some time. The first convincing claim was made by Kim and Chan[3], in a report of non-classical rotational inertia ( $NCRI$ ), a phenomenon predicted long ago by Leggett[4]. This experimental observation with a torsional oscillator(TO) has been confirmed by other groups including the present authors' group[5, 6, 7, 8, 9]. There were, however, a few fundamental problems in the identification of  $NCRI$  for reported experimental results by that time. The problems were discovered following newer observations, namely, the reported onset temperature  $T_o$  of 0.1- 0.5 K[9] is too high for the known number density of imperfections in solid  $^4\text{He}$  samples[10] to expect Bose-Einstein Condensation (BEC) on one hand, while the reported amount of the  $NCRI$  fraction goes up to  $\sim 20$  % of the total  $^4\text{He}$  mass[7] in conflict with Leggett's original ideas about the origin of supersolidity by BEC. Furthermore the absence of the superflow after various trials[11, 12] is suggestive of some other mechanism which is actually responsible. Anderson proposed a picture of a vortex fluid(VF) state above real  $T_c$ [13, 14] for the reported observations for the solid  $^4\text{He}$ , by taking the above points into account and the sensitivity to the amount of disorder[7] and proposed "nonlinear rotational susceptibility",  $NLRs$  for VF state instead of  $NCRI$  for the real supersolid state.

It is well-known that the VF is a state without superflow, or without 3D macroscopic coherence in the case of underdoped(UD) cuprates[15]. It is also argued to be characterized by almost constant amplitude of the macroscopic wave function through the real 3D macroscopic

super-conducting(-fluid) transition at  $T_c$ , but phase fluctuations break down the macroscopic coherence[13, 16] at  $T_c$ , which can be at much lower  $T$  than the onset temperature,  $T_o$ , where quantized vortices (probably in a low D subsystem) start to appear thermally. At  $T_c$  as a result of increased low D coherence length (which increases towards  $T=0\text{K}$ ), a real 3D supersolid transition should occur at some low  $T$ . It is, however, not known yet experimentally whether this transition is something like a glass transition or a real 3D phase transition for the case of solid  $^4\text{He}$ [13]. A sharp peak in specific heat, which would indicate a 3D real phase transition, has been reported around 75 mK[17].

On the other hand, there had been also some attempts to explain features of observations in terms of classical dislocation motion trapped by  $^3\text{He}$  in connection to the response of solid  $^4\text{He}$  to shear motion apart from supersolid properties[18]. Actually, a similar shear modulus increase below about 200 mK has been observed not only in hcp solid  $^4\text{He}$ , but also in hcp solid  $^3\text{He}$ . But a TO response anomaly,  $NLRs$  or  $NCRI$  has been observed only in hcp  $^4\text{He}$ [19].

In a recent publication we have shown[9] experimental evidences which support the VF picture in solid  $^4\text{He}$  samples at 32 bar as well as 49 bar below a common  $T_o \sim 0.5$  K.  $T_o$  was determined for the first time for solid  $^4\text{He}$  from a detailed study of the AC excitation  $V_{ac}$  dependence change at this temperature[9]. We argued that TO  $V_{ac}$  and  $T$  dependent responses are indicating the pre-existing thermal fluctuations of the phase of a mesoscopic scale wave function in the VF state. By stronger AC excitations, which would cause formation of straight vortex lines, we could suppress these thermal fluctuations of the VF state. Such suppression appears not only in  $NLRs$ , but also in the energy dissipation[9]. The unique  $\log(V_{ac})$  linearly dependent suppression of the  $NLRs$  and its unique temperature dependence suggest that what we observed was not  $NCRI$ , expected for the 3D

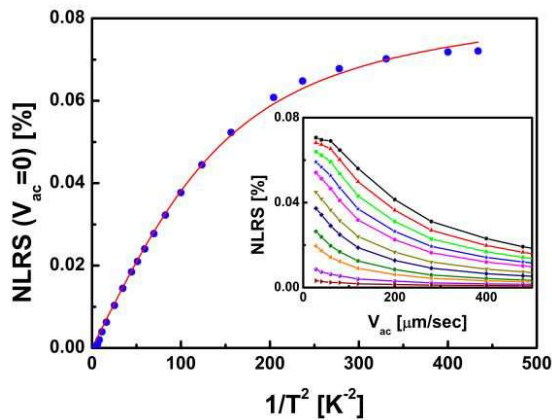


FIG. 1:  $NLRS(T)$  at  $V_{ac} \rightarrow 0$ , is displayed as a function of  $1/T^2$ . The solid line through the data points is the Langevin function  $f(x)=a[\{\exp(bx)+\exp(-bx)\}/\{\exp(bx)-\exp(-bx)\} - 1/(bx)]$  with  $a = 0.0878 \pm 0.0011$ , and  $b = 0.0148 \pm 0.0004$ . Inset shows the  $V_{ac}$  dependence for data at each  $T \leq 300$  mK and we can safely extrapolate to  $V_{ac} \rightarrow 0$ .

supersolid, but what is being proposed by Anderson[20] as  $NLRS$  of vortex fluid. All the observations, especially above the energy dissipation peak, can be well described by the properties of the VF state[9, 13, 14]. The VF state may have some features in common with superfluid turbulence, where the "polarization" of the vortex tangle under rotation may be described as an ensemble of vortex loops and its "polarizability" under rotation could show similar behavior to that represented in the Langevin function[21]. Similar suppression of fluctuations by an external magnetic field has been reported for the vortex fluid state in layered superconductors[22], and cuprate high  $T_c$  superconductors[15]. 3D superfluidity and 3D vortex lines are realized in a series of 3D connected He monolayer systems, where 3D connectivity is provided by the 3D connected surface of a porous substrate[23]. The critical velocity of this system to destroy the 3D superfluidity seems to be characterized by  $V_c \sim h/ma\pi$ , above which 3D superfluidity is destroyed and 2D superfluid features appear[24], where  $a$  is the minimum 3D vortex core size, or the minimum size of the 3D superfluid.

In the present paper we describe further a detailed torsional oscillator study on a stable solid  $^4\text{He}$  sample at 49 bar [9], but extended to lower  $T$  than dissipation peak at  $T_p$ . The first observation is the  $\log V_{ac}$  linear slope's  $T$  dependence deviation from reported  $1/T^2$  dependence for VF state at higher temperatures[9]. What about the absolute value of  $NLRS$  extrapolated to  $V_{ac}=0$ ? This would represent the full amount of  $NLRS$  of the VF state. Fig. 1 indicates  $NLRS(T)$  for  $V_{ac}$  extrapolated to 0 as a function of  $1/T^2$ . It deviates from the  $1/T^2$  linear dependence at lower  $T$  and follows Langevin function quite well with  $x = 1/T^2$  and it approaches a finite value towards  $T=0$ , 0.088% of the total solid  $^4\text{He}$  mass.

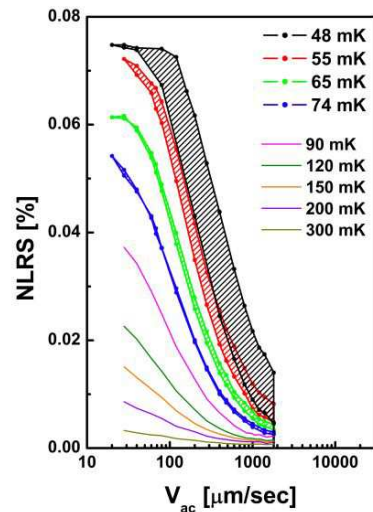


FIG. 2: The  $V_{ac}$  dependence of  $NLRS$  of solid  $^4\text{He}$  sample at 49 bar pressure at constant representative  $T$ 's for clarity, obtained from the measurement of period change of TO. Measurements are performed at various  $V_{ac}$  as given in the figure.

All the data were measured under a certain procedure, where the  $V_{ac}$  is set at  $T > \sim 0.5\text{K}$  and then cooled down to  $T < \sim 48$  mK and set to the measurements during controlled warming up. We call this procedure "measurement under equilibrium condition". This  $T$  dependence may indicate that the VF state is described by behavior of an ensemble of vortex loops as was discussed for superfluid turbulence in[21]. And loops can be polarized in a manner similar to dipole systems, where instead of  $1/T^2$ , but  $1/T$  appears for the x axis and familiar Langevin function for dipole systems though we do not know the origin of  $1/T^2$  dependence yet. At this lower  $T$  range where deviation from the  $1/T^2$  linear dependence occurs, we find a new feature, namely hysteretic behavior, when a certain procedure is followed, appears below a certain temperature  $T_c$ . After showing the characteristic behaviors of this appearance of hysteretic behavior, we will propose that we have observed a transition from a vortex fluid state[9] to a new state occurring below  $T_c$ , which is characterized by the appearance of the hysteretic behavior and by the appearance of a critical velocity of the order  $\sim 1$  cm/s, beyond which the hysteretic component of  $NLRS$  is suppressed to zero. Actually hysteretic behavior itself has been reported by Kojima and his group at very low temperatures[25] and by Chan's group[26], as well as by Reppy's group[27], however, none of them discussed the hysteresis in connection to the transition from VF state. The VF state has been recently experimentally clarified by us by pointing out the unique  $V_{ac}$  and  $T$  dependent TO responses[9].

We describe here the first systematic study of the hysteretic component of the solid He TO responses as a function of  $V_{ac}$  as well as  $T$  below  $T_c$  and discuss a possible

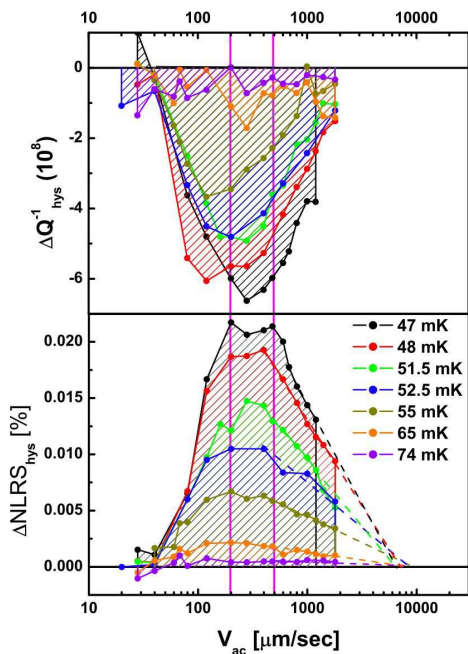


FIG. 3: "hysteretic"  $NCRIF$  as well as dissipation component vs  $\log V_{ac}$ . From the linear extension of the  $\log V_{ac}$  dependence we obtain a critical velocity,  $6\sim 10$  mm/s to suppress the "hysteretic"  $\Delta NLRShys = NCRIF$  to zero.

order parameter of supersolid(SS) state below  $T_c$ .

Fig. 2 shows the torsional oscillator period change as a function of excitation AC velocity,  $V_{ac}$  for  $T$  range to 48 mK. All the data points for each  $T$  down to 80 mK follow a single line as was the case in our data in a previous publication for 32 bar and 49 bar samples above  $T_p$ [9]. The data points below 75 mK actually follow two lines. These two lines were produced as follows: The first measurements were performed at  $V_{ac} = \max = 1800 \mu\text{m/s}$  set at  $T$  above 500 mK, as "equilibrium" condition measurements where they were prepared by cooling down the sample to the lowest  $T \sim 50$  mK, and then warmed up to the desired  $T < T_c$  and measurements were performed by changing  $V_{ac}$  step wise downwards over a long enough time to allow for any relaxation at this constant  $T$ . Then the other series of measurements were prepared by reversing the excitation  $V_{ac}$  change upwards to the measuring excitation step wise after equilibrium is satisfied at each step up to the maximum  $V_{ac}$ . After completing measurement at a  $T$  then another sets of measurements at another  $T$  were performed in a similar manner. We observe in Fig. 2 that the hysteretic component (the difference between the two passages of  $V_{ac}$ ) increases towards lower  $T$  and it has a unique  $V_{ac}$  dependence.

Fig. 3 shows much more clearly the hysteretic components of both dissipation and  $NLRShys$  as a function of the excitation velocity  $V_{ac}$  in a log horizontal display. An interesting observation is that the hysteretic component appears only above some AC velocity of  $\sim 40 \mu\text{m/s}$  and

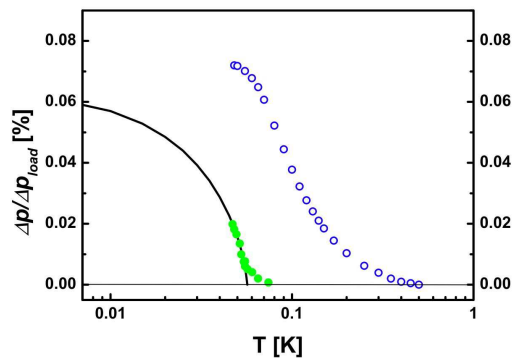


FIG. 4: The temperature dependence of the "persistent"  $NCRIF = \Delta NLRShys$  appeared as a result of the "hysteretic Process". It represents the persistent  $NCRIF$  produced by the process, which supports persistent circulation even after the process finished and it may represent macroscopic persistent current by a set of vortex rings. It would be an evidence of 3D macroscopic phase appearance from a certain  $T_c$ . It compares with "paramagnetic" behavior of  $NLRShys$  (open symbols), extrapolated to  $V_{ac} = 0$ , whose  $1/T^2$  dependence at high  $T$  as well as Langevin function dependence suggests "susceptibility" feature of this quantity.

it reaches a maximum at  $\sim 200 \mu\text{m/s}$ . Further at higher AC velocity,  $\sim 500 \mu\text{m/s}$  it starts to decrease. It looks as if it follows a  $\log V_{ac}$  linear relation passing through  $\Delta NLRShys = 0$  in the range of  $V_{ac} 8 \pm 3$  mm/s, signaling the total depression of the hysteretic  $NLRShys$  component. The upper column of Fig. 3 shows energy dissipation change across the hysteresis loop  $\Delta Q_{hys}^{-1}$  as  $V_{ac}$ . A most impressive thing is that  $\Delta Q_{hys}^{-1}$  is negative while  $\Delta NLRShys$  is increasing over a considerable range of  $V_{ac}$ . We suggest this is evidence for shielding super current and thermally excited vortices cannot penetrate into the volume as in the Landau state of superfluid or Meissner state of super conductors. The negative change of the dissipation over a certain  $V_{ac}$  range below  $T_c$  suggests exclusion of vortices for  $T < T_c$  and introduction of vortex lines would cause a  $\log V_{ac}$  linear decrease of supersolid density  $\rho_{ss}$ .

Fig. 4 indicates the  $T$  dependence of the hysteretic component of  $NLRShys$  together with "equilibrium"  $NLRShys$  as  $V_{ac}$  goes to 0. The former appears below  $\sim 75$  mK and increases almost linearly toward lower  $T$  to  $\sim 60$  mK, then further increases but more steeply at lower  $T$ . We have tried to fit it with the expected behavior for a 3D superfluid density,  $\rho_{ss} = (1 - T/T_c)^\gamma = t^\gamma$  with  $\gamma = 2/3$  and also with an extrapolation to 0 K. We can make safely a reasonable estimate for the "supersolid density extrapolated to 0 K" with an error bar. It would be  $0.065 \pm 0.005\%$  of the total solid He sample mass with  $T_c = 56.7$  mK. The  $\rho_{ss}(T = 0)$  is less but on the same order as the expectation value of  $NLRShys(T = 0)$ , which increases towards 0 K following a Langevin function as discussed. Since our TO measurements allow us

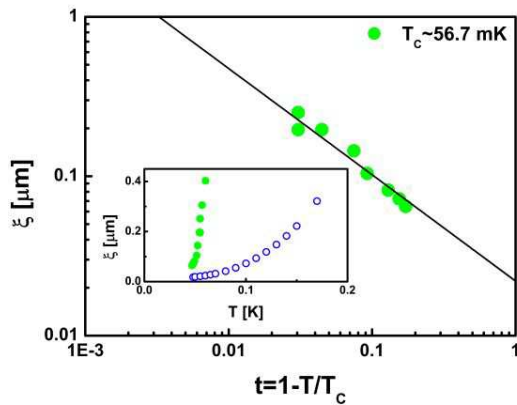


FIG. 5: Critical behavior of  $\xi$  obtained from the absolute evaluation of supersolid fraction  $\rho_{ss}$  by extrapolating to  $V_{ac} = 0$ . We took  $T_c = 56.7$  mK and obtain  $\xi_0 \sim 25$  to  $50$  nm at  $t = 1$  or  $T = 0$  K by simple extrapolations, horizontal and straight extension of linear relation. Inset shows  $\xi$  for SS state and VF state (open symbols). The latter is smaller for a  $T$ .

to evaluate the absolute value of the momentum of inertia change, by following a common practice of evaluating coherence length  $\xi$  by Josephson's length[28], we obtain rather good  $t^{2/3}$  dependence expected for a 3D superfluid assuming  $m$  to be atomic He mass, and extrapolated value at  $T=0$  K, 25 to 50 nm as shown in Fig. 5. This size is very important and interesting considering the microscopic origin of the 3D macroscopic supersolid phenomenon as suggested by the present work. Actually there have been various observations of the size of  $NLRS$ , but nobody else discussed the transition from vortex fluid to supersolid state except the present authors. A similar hysteresis phenomenon was already experimentally observed for a  $^4\text{He}$  sample with 30 ppm  $^3\text{He}$  long ago in an acoustic experiment by Iwasa and Suzuki in 1980[29], but without noticing the possible relationship to a vortex state. More recent report of hysteresis phenomenon has been made by three other groups as described in [9].

We have found start of the hysteretic behavior below  $T_c$ , and evaluated the hysteretic component  $\Delta NLRShys$  as a function of  $V_{ac}$  and  $T$ , discussed it as supersolid density  $\rho_{ss}(T)$  and compared 3D coherence length for SS and VF states. Hysteresis tells us VF to SS transition is of the first order. So far we have neglected the anisotropy of hcp crystal of  $^4\text{He}$  and treated it as isotropic supersolid. The linear  $T$  dependence of  $\rho_{ss}(T)$  between 75 and  $\sim 60$  mK may have some connection to this problem.

Authors acknowledge T. Igarashi, P. Gumann, T. Miya and R.M. Mueller's assistance. M.K. is thankful for valuable discussions with P.W. Anderson, D. Huse, W. Brinkman, J. Beamish and many other colleagues in series of workshops organized by M. Chan and D. Ceperley, by K. Shirahama, by N. Prokof'ev, Svistunov and D. Stamp, by E. Sonin, by A. Jezowski, as well as by Balibar, M. Chan, M. Kiselev and B. Svistunov. I. Iwasa

helped us understand studies of dislocations in solid He. We thank him also for pointing out of their early work on hysteresis result in [29] as well. A.P. thanks JSPS and ISSP for the support.

\* Electronic address: kubota@issp.u-tokyo.ac.jp

- [1] N. Prokof'ev, *Advances in Physics* **56**, 381 (2007).
- [2] S. Balibar and F. Caupin, *J. Phys.: Condens. Matter* **20**, 173201 (2008).
- [3] E. Kim and M. H. W. Chan, *Nature* **427**, 225 (2004), *mboxScience* bf 305, 1941 (2004); *Phys. Rev. Lett.* bf 97, 115302 (2006).
- [4] A. J. Leggett, *Phys. Rev. Lett.* **25**, 1543 (1970).
- [5] M. Kondo, S. Takada, Y. Shibayama, and K. Shirahama, *J Low Temp Phys* **148**, 695 (2007).
- [6] A. S. C. Rittner and J. D. Reppy, *Phys. Rev. Lett.* **97**, 165301 (2006).
- [7] A. S. C. Rittner and J. D. Reppy, *Phys. Rev. Lett.* **98**, 175302 (2007).
- [8] A. Penzev, Y. Yasuta, and M. Kubota, *J. Low Temp Phys* **148**, 677 (2007).
- [9] A. Penzev, Y. Yasuta, and M. Kubota, *Phys. Rev. Lett.* **101**, 065301 (2008).
- [10] B. Fraass, P. Granfors, and R. Simmons, *Phys. Rev. B* **39**, 124 (1989).
- [11] J. Day, T. Herman, and J. Beamish, *Phys. Rev. Lett.* **95**, 035301 (2005).
- [12] J. Day and J. Beamish, *Phys. Rev. Lett.* **96**, 05304 (2006).
- [13] P. W. Anderson, *Nature Physics* **3**, 160 (2007).
- [14] P. W. Anderson, *Phys. Rev. Lett.* **100**, 215301 (2008).
- [15] Y. Wang, L. Li, and N. P. Ong, *Phys. Rev. B* **73**, 024510 (2006).
- [16] G. A. Williams, *Phys. Rev. Lett.* **59**, 1926 (1987).
- [17] X. Lin, A. C. Clark, and M. H. W. Chan, *Nature* **449**, 1025 (2007).
- [18] J. Day and J. Beamish, *Nature* **450**, 853 (2007).
- [19] J. West (2008), [http://cdsagenda5.ictp.trieste.it/full\\_display](http://cdsagenda5.ictp.trieste.it/full_display)
- [20] P. W. Anderson (2007), arXiv:0705.1174.
- [21] M. Tsubota, C. F. Barenghi, T. Araki, and A. Mitani, *Phys. Rev. B* **69**, 134515 (2004).
- [22] L. Bulaevskii, M. Ledvij, and V. G. Kogan, *Phys. Rev. Lett.* **68**, 3773 (1992).
- [23] M. Fukuda, M. Zhalutdinov, V. Kovacik, T. Minoguchi, T. Obata, M. Kubota, and E. Sonin, *Phys. Rev. B* **71**, 212502 (2005).
- [24] M. Kubota, T. Iida, G. Ueno, V. Kovacik, M. Fukuda, T. Yano, and M. Zhalutdinov, *J. Low Temp. Phys.* **101**, 265 (1995).
- [25] Y. Aoki, J. Graves, and H. Kojima, *Phys. Rev. Lett.* **99**, 015301 (2007).
- [26] A. C. Clark, J. D. Maynard, and M. H. W. Chan, *Phys. Rev. B* **77**, 184513 (2008).
- [27] A. S. C. Rittner and J. D. Reppy, *Phys. Rev. Lett.* **101**, 155301 (2008).
- [28] N. P. Mikhin, V. E. Syvokon, T. Obata, and M. Kubota, *Physica B* **329-333**, 272 (2003).
- [29] I. Iwasa and H. Suzuki, *J. Phys. Soc. Jpn.* **49**, 1722 (1980).