

# Percolation Processes and Wireless Network Resilience to Degree-Dependent and Cascading Node Failures

Zhenning Kong, *Student Member, IEEE*, Edmund M. Yeh, *Member, IEEE*

## Abstract

We study the problem of wireless network resilience to node failures from a percolation-based perspective. In practical wireless networks, it is often the case that the failure probability of a node depends on its degree (number of neighbors). We model this phenomenon as a degree-dependent site percolation process on random geometric graphs. In particular, we obtain analytical conditions for the existence of phase transitions within this model. Furthermore, in networks carrying traffic load, the failure of one node can result in redistribution of the load onto other nearby nodes. If these nodes fail due to excessive load, then this process can result in a cascading failure. Using a simple but descriptive model, we show that the cascading failure problem for large-scale wireless networks is equivalent to a degree-dependent site percolation on random geometric graphs. We obtain analytical conditions for cascades in this model.

## I. INTRODUCTION

In large-scale wireless networks, nodes are often vulnerable to attacks, natural hazards, and resource depletion. The ability of wireless networks to maintain their functionality in the face of these challenges is a central concern for network designers. One measure of the resilience of wireless networks to attacks and failures is the fraction of operational nodes in the largest connected component of the network. A network may be said to be resilient if the largest connected component spans almost the entire network even in the face of many node failures. For instance, if the wireless sensor network still manages to collect information from almost the entire coverage area even after a substantial number of node and link failures, then the network is resilient. On the other hand, if after many node and link failures, the sensor network breaks down into isolated parts where even the largest component can reach only a few other nodes, then the network is not considered to be resilient. From this perspective, the characterization of network resilience corresponds to the study of the qualitative and quantitative properties of the largest connected component. A powerful tool for this study stems from the theory of percolation [1]–[5]. Recently, percolation theory, especially continuum percolation, has been widely used to study the coverage, connectivity, and capacity of large-scale wireless networks [6]–[15].

A percolation process resides in a random graph structure, where nodes or links are randomly designated as either “occupied” or “unoccupied.” When the graph structure resides in continuous space, the resulting

This research is supported in part by National Science Foundation (NSF) Cyber Trust grant CNS-0716335, and by Army Research Office (ARO) grant W911NF-07-1-0524.

The material in this paper was presented in part at the Information Theory and Applications Workshop (ITA), San Diego, CA, Jan 2008.

Zhenning Kong and Edmund M. Yeh are with the Department of Electrical Engineering, Yale University (email: zhenning.kong@yale.edu, edmund.yeh@yale.edu)

model is described by continuum percolation [1]–[3]. A major focus of continuum percolation theory is the random geometric graph induced by a Poisson point process with constant density  $\lambda$ . A fundamental result for continuum percolation concerns a phase transition effect whereby the macroscopic behavior of the system is very different for densities below and above some critical value  $\lambda_c$ . For  $\lambda < \lambda_c$  (subcritical or non-percolated), the connected component containing the origin (or any other fixed point) contains a finite number of points almost surely. For  $\lambda > \lambda_c$  (supercritical or percolated), the connected component containing the origin (or any other fixed point) contains an infinite number of points with a positive probability [1]–[4].

In this paper, we study the resilience of large-scale wireless networks to node failures from the percolation perspective. We first consider wireless networks with random, independent node failures. To see why this problem can be described by a percolation process on the network, note that in a network with random node failures, nodes are randomly occupied (operational) or unoccupied (failed), and the number of operational nodes that can successfully communicate with an extensive portion of the network is precisely the largest component of the corresponding percolation model. Hence, the phase transition phenomena of the percolation model directly translates to a description of the random failures model.

In practical wireless networks, it is often the case that the failure probability of a node depends on its degree (number of neighbors). For instance, a wireless sensor node which must communicate with a large number of neighbors is more likely to deplete its energy reserve. A communication node directly connected to many other nodes in a military network is more likely to be attacked by an enemy seeking to break down the whole network. Such phenomenon can be described by a general model where each node fails with a probability depending on its degree. In this paper, we study such *degree-dependent node failure* problems. Specifically, by analyzing the problem as a degree-dependent site percolation process on random geometric graphs, we obtain analytical conditions on percolation in this model.

In networks which carry load, distribute a resource or aggregate data, such as wireless sensor networks and electrical power networks, the failure of one node often results in redistribution of the load from the failed node to other nearby nodes. If nodes fail when the load on them exceeds some maximum capacity or when the battery energy is depleted, then a *cascading failure* or avalanche may occur because the redistribution of the load causes other nodes to exceed their thresholds and fail, thereby leading to a further redistribution of the load. An example of such a cascading failure is the power outage in the western United States in August 1996, which resulted from the spread of a small initial power shutdown in El Paso, Texas. The power outage spread through six states as far as Oregon and California, leaving several million customers without electronic power [16], [17]. In this paper, we study such cascade failures in large-scale wireless networks. We show that such problems can also be mapped to a percolation process

on random geometric graphs. Using our degree-dependent site percolation model, we obtain analytical conditions on the occurrence of a cascading failure.

This paper is organized as follows. In Section II, we outline some preliminary results for random geometric graphs and continuum percolation. In Section III, we first review independent random node failures, and then study the general degree-dependent node failures problem. We provide analytical conditions for the existence of an infinite component in these models. In Section IV, we show the equivalence between cascading failure in large-scale wireless networks and degree-dependent percolation, and investigate the conditions under which a small exogenous event can trigger a global cascading failure. In Section V, we present simulation results, and finally, we conclude in Section VI.

## II. RANDOM GEOMETRIC GRAPHS AND CONTINUUM PERCOLATION

### A. Random Geometric Graphs

We use random geometric graphs to model wireless networks. That is, we assume that the network nodes are randomly placed over some area or volume, and a communication link exists between two (randomly placed) nodes if the distance between them is sufficiently small, so that the received power is large enough for successful decoding. A mathematical model for this is as follows. Let  $\|\cdot\|$  be the Euclidean norm, and  $f(\cdot)$  be some probability density function (p.d.f.) on  $\mathbb{R}^d$ . Let  $\mathbf{X}_1, \mathbf{X}_2, \dots, \mathbf{X}_n$  be independent and identically distributed (i.i.d.)  $d$ -dimensional random variables with common density  $f(\cdot)$ , where  $\mathbf{X}_i$  denotes the random location of node  $i$  in  $\mathbb{R}^d$ . The ensemble of graphs with undirected links connecting all those pairs  $\{\mathbf{x}_i, \mathbf{x}_j\}$  with  $\|\mathbf{x}_i - \mathbf{x}_j\| \leq r, r > 0$ , is called a *random geometric graph* [3], denoted by  $G(\mathcal{X}_n, r)$ . The parameter  $r$  is called the characteristic radius.

In the following, we consider random geometric graphs  $G(\mathcal{X}_n, r)$  in  $\mathbb{R}^2$ , with  $\mathbf{X}_1, \mathbf{X}_2, \dots, \mathbf{X}_n$  distributed i.i.d. according to a uniform distribution in the square  $\mathcal{A} = [0, \sqrt{\frac{n}{\lambda}}]^2$ . Let  $A = |\mathcal{A}|$  be the area of  $\mathcal{A}$ . There exists a link between two nodes  $i$  and  $j$  if and only if  $i$  lies within a circle of radius  $r$  around  $\mathbf{x}_j$ . Ignoring border effects, the probability for the existence of such a link is

$$P_{link} = \frac{\pi r^2}{A} = \frac{\lambda \pi r^2}{n}. \quad (1)$$

It follows that the degree of any given node has a Binomial( $n-1, P_{link}$ ) distribution, where the probability of the node degree being  $k$  is given by

$$p_k = \binom{n-1}{k} P_{link}^k [1 - P_{link}]^{n-1-k}, \quad (2)$$

and the mean degree is

$$E[k] = (n-1)P_{link} = \frac{(n-1)\lambda\pi r^2}{n}. \quad (3)$$

As  $n$  and  $A$  both become large with the ratio  $\frac{n}{A} = \lambda$  kept constant, each node has an approximately Poisson degree distribution with an expected degree

$$\mu = \lim_{n \rightarrow \infty} \frac{(n-1)\lambda\pi r^2}{n} = \lambda\pi r^2. \quad (4)$$

In this case, as  $n \rightarrow \infty$  and  $A \rightarrow \infty$  with  $\frac{n}{A} = \lambda$  fixed,  $G(\mathcal{X}_n, r)$  converges in distribution to an (infinite) random geometric graph  $G(\mathcal{H}_\lambda, r)$  induced by a homogeneous Poisson point process with density  $\lambda > 0$ . Due to the scaling property of random geometric graphs [2], [3], in the following, we focus on  $G(\mathcal{H}_\lambda, 1)$ .

Consider a graph  $G = (V, E)$ , where  $V$  and  $E$  denote the set of nodes and links, respectively. Given  $u, v \in V$ , we say  $u$  and  $v$  are *adjacent* if there exists a link between  $u$  and  $v$ , i.e.,  $(u, v) \in E$ . In this case, we also say that  $u$  and  $v$  are *neighbors*.

### B. Critical Density for Continuum Percolation

Let  $\mathcal{H}_{\lambda,0} = \mathcal{H}_\lambda \cup \{0\}$ , i.e., the union of the origin and the infinite homogeneous Poisson point process with density  $\lambda$ . Note that in a random geometric graph induced by a homogeneous Poisson point process, the choice of the origin can be arbitrary. As discussed before, a phase transition takes place at the critical density. More formally, we have the following definition:

*Definition 1:* For  $G(\mathcal{H}_{\lambda,0}, 1)$ , the *percolation probability*  $p_\infty(\lambda)$  is the probability that the component containing the origin has an infinite number of nodes of the graph. The *critical density*  $\lambda_c$  is defined as

$$\lambda_c = \inf\{\lambda > 0 : p_\infty(\lambda) > 0\}. \quad (5)$$

It is known that if  $\lambda > \lambda_c$ , then there exists a unique connected component containing  $\Theta(n)$  nodes<sup>1</sup> in  $G(\mathcal{X}_n, 1)$  a.a.s.<sup>2</sup> This largest connected component is called the *giant component* [2]. A fundamental result of continuum percolation states that  $0 < \lambda_c < \infty$ . Exact values of  $\lambda_c$  and  $p_\infty(\lambda)$  are not yet known. Simulation studies show that  $1.43 < \lambda_c < 1.44$  [18].

## III. RANDOM NODE FAILURES

### A. Independent Random Node Failures

As we mentioned in the introduction, the problem of network resilience to random node failures can be described by a percolation process on the graph modelling the network. Suppose the network modelled by  $G(\mathcal{H}_\lambda, 1)$  is subject to random node failures where each node fails, along with all associated links, with probability  $q$ , independently of other nodes. When  $q$  stays below a certain threshold  $q_c$ , there still exists a connected component of operational nodes that spans the entire network. When  $q > q_c$ , the

<sup>1</sup>We say  $f(n) = O(g(n))$  if there exists  $n_0 > 0$  and constant  $c_0$  such that  $f(n) \leq c_0 g(n) \forall n \geq n_0$ . We say  $f(n) = \Omega(g(n))$  if  $g(n) = O(f(n))$ . Finally, we say  $f(n) = \Theta(g(n))$  if  $f(n) = O(g(n))$  and  $f(n) = \Omega(g(n))$ .

<sup>2</sup>An event is said to be asymptotic almost sure (abbreviated a.a.s.) if it occurs with a probability converging to 1 as  $n \rightarrow \infty$ .

network disintegrates into smaller, disconnected operational parts. Since each node fails randomly and independently with probability  $q$ , according to Thinning Theorem [2], [3], the remaining graph is still a random geometric graph with density  $(1 - q)\lambda$ . Thus, the remaining graph is percolated if  $(1 - q)\lambda > \lambda_c$ , and not percolated if  $(1 - q)\lambda < \lambda_c$ . Therefore, we have

$$q_c = 1 - \frac{\mu_c}{\mu} = 1 - \frac{\lambda_c}{\lambda}, \quad (6)$$

where  $\mu_c$  ( $\mu_c = \lambda_c \pi$ ) and  $\mu$  are the critical mean degree and the mean degree of  $G(\mathcal{H}_\lambda, 1)$ , respectively.

### B. Degree-Dependent Node Failures

We have thus far considered wireless network resilience to independent random node failures. As we mentioned before, in practical wireless networks, it is often the case that the failure probability of a node depends on its degree. We therefore study network resilience in the face of degree-dependent node failures. Let the original random geometric graph be  $G(\mathcal{H}_\lambda, 1)$  with density  $\lambda > \lambda_c$ . Suppose each node with degree  $k$  in  $G(\mathcal{H}_\lambda, 1)$  fails, along with all associated links, with probability  $q(k)$ ,  $0 \leq q(k) \leq 1$ . Denote the remaining graph consisting of operational nodes and associated links by  $G(\mathcal{H}_\lambda, 1, q(\cdot))$ . We say  $G(\mathcal{H}_\lambda, 1, q(\cdot))$  is percolated if there exists an infinite component in  $G(\mathcal{H}_\lambda, 1, q(\cdot))$ .

To study the percolation-based connectivity of  $G(\mathcal{H}_\lambda, 1, q(\cdot))$ , we consider a degree-dependent site percolation process for random geometric graphs. Similar problems have been studied in the context of Erdős-Renyi random graphs and random graphs with given degree distributions using generating function methods [19]–[22]. Due to clustering effects and geometric constraints, however, generating function methods are not applicable for random geometric graphs. The SINR-based percolation model for wireless networks studied in [11], [12] involve dependent percolation but not degree-dependent percolation. In [23], a degree-dependent site percolation model is studied. There, the authors propose a topology control mechanism for sensor networks where each sensor stays active for a  $\frac{\phi}{k}$  fraction of the time, where  $\phi$  is a constant and  $k > \phi$ . The authors obtain a sufficient condition for the existence of an infinite component within this model. A more general model is studied in [13]. As in [23], the authors in [13] obtain only a sufficient condition for the existence of an infinite component. In this paper, in addition to a sufficient condition, a necessary condition for the existence of an infinite component is found for our model. The main results are as follows.

*Theorem 1:* (i) For any  $\mu_1 > \mu_c$  and  $G(\mathcal{H}_\lambda, 1)$  with  $\mu > \mu_1$ , there exists  $k_0 < \infty$  which depends on  $\mu$ , such that if

$$q(k) \leq 1 - \frac{\mu_1}{\mu}, \quad \text{for all } 1 \leq k \leq k_0, \quad (7)$$

then with probability 1, there exists an infinite connected component in  $G(\mathcal{H}_\lambda, 1, q(\cdot))$ ;

(ii) Given  $G(\mathcal{H}_\lambda, 1)$  with  $\mu > \mu_c$ , if either

$$e^{-\frac{\lambda}{2}} + \sum_{k=1}^{\infty} \frac{(\frac{\lambda}{2})^k}{k!} e^{-\frac{\lambda}{2}} q(k-1)^k > 1 - \frac{1}{27} \quad (8)$$

when  $q(k)$  is non-decreasing in  $k$ , or if

$$\sum_{k=1}^{\infty} \frac{(\frac{\lambda}{2})^k}{k!} e^{-\frac{\lambda}{2}} \sum_{m=0}^{\infty} \frac{[\lambda(2\sqrt{2} + \pi)]^m}{m!} e^{-\lambda(2\sqrt{2} + \pi)} (1 - q(m+k-1)^k) < \frac{1}{27} \quad (9)$$

when  $q(k)$  is non-increasing in  $k$ , then with probability 1, there is no infinite connected component in  $G(\mathcal{H}_\lambda, 1, q(\cdot))$ .

Note that although (7) resembles (6), Theorem 1-(i) is far from a straightforward generalization of the result for independent failures. Indeed, in the degree-dependent model, the spatial distribution of the operational nodes (or failed nodes) is no longer homogeneous Poisson. Consequently, the analysis is far more involved. An interesting implication of Theorem 1-(i) is that even if all nodes with degree larger than  $k_0$  fail with probability 1, an infinite component still exists in the remaining graph as long as (7) is satisfied.

The basic idea for the proof of Theorem 1-(i) is to couple  $G(\mathcal{H}_\lambda, 1, q(\cdot))$  with another random failure model which is percolated. When (7) is satisfied, almost all the operational nodes in the latter random failures model are also operational in  $G(\mathcal{H}_\lambda, 1, q(\cdot))$ . Thus we have an infinite component of operational nodes in  $G(\mathcal{H}_\lambda, 1, q(\cdot))$  as well.

*Proof of Theorem 1-(i):* To prove Theorem 1-(i), we employ a mapping between the continuum model and a discrete percolation model. A similar technique was used in [10], [12]. The mapping is as follows. Consider a square lattice  $\mathcal{L} = d \cdot \mathbb{Z}^2$ , where  $d$  is the edge length. The vertices of  $\mathcal{L}$  are located at  $(d \times i, d \times j)$  where  $(i, j) \in \mathbb{Z}^2$ . For each horizontal edge  $a$ , let the two end vertices be  $(d \times a_x, d \times a_y)$  and  $(d \times a_x + d, d \times a_y)$ .

Now consider a random failure model in  $G(\mathcal{H}_\lambda, 1)$  where each node fails (with all associated links) independently with probability  $1 - \frac{\mu_1}{\mu}$ . Let  $G_1(\mathcal{H}_\lambda, 1)$  be the remaining graph. By the Thinning Theorem,  $G_1(\mathcal{H}_\lambda, 1)$  is a random geometric graph with density  $\lambda_1 = \frac{\mu_1}{\pi} > \lambda_c$ . Consequently,  $G_1(\mathcal{H}_\lambda, 1)$  is in the supercritical regime.

Define event  $A_a(d)$  for edge  $a$  in  $\mathcal{L}$  as the set of outcomes for which the following condition is satisfied: the rectangle  $R_a = [a_x d - \frac{d}{4}, a_x d + \frac{5d}{4}] \times [a_y d - \frac{d}{4}, a_y d + \frac{d}{4}]$  is crossed<sup>3</sup> from left to right by a connected

<sup>3</sup>Here, a rectangle  $R = [x_1, x_2] \times [y_1, y_2]$  being crossed from left to right by a connected component in  $G_1(\mathcal{H}_\lambda, 1)$  means that there exists a sequence of nodes  $v_1, v_2, \dots, v_m \in G_1(\mathcal{H}_\lambda, 1)$  contained in  $R$ , with  $\|\mathbf{x}_{v_i} - \mathbf{x}_{v_{i+1}}\| \leq 1, i = 1, \dots, m-1$ , and  $0 < x(v_1) - x_1 < 1, 0 < x_2 - x(v_m) < 1$ , where  $x(v_1)$  and  $x(v_m)$  are the  $x$ -coordinates of nodes  $v_1$  and  $v_m$ , respectively. A rectangle being crossed from top to bottom is defined analogously.

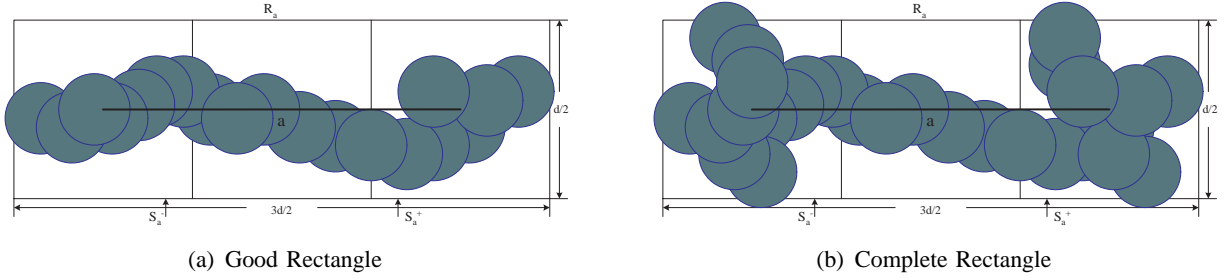


Fig. 1. Examples of good and complete rectangles (edges)

component in  $G_1(\mathcal{H}_\lambda, 1)$ . If  $A_a(d)$  occurs, we say that rectangle  $R_a$  is a *good* rectangle, and edge  $a$  is a *good* edge. Let

$$p_g(d) \triangleq \Pr(A_a(d)).$$

Define  $A_a(d)$  similarly for all vertical edges by rotating the rectangle by  $90^\circ$ . An example of a good rectangle and a good edge is illustrated in Figure 1-(a).

Further define event  $B_a(d)$  for edge  $a$  in  $\mathcal{L}$  as the set of outcomes for which both of the following occur:

- (i)  $A_a(d)$  occurs;
- (ii) The left square  $S_a^- = [a_x d - \frac{d}{4}, a_x d + \frac{d}{4}] \times [a_y d - \frac{d}{4}, a_y d + \frac{d}{4}]$  and the right square  $S_a^+ = [a_x d + \frac{3d}{4}, a_x d + \frac{5d}{4}] \times [a_y d - \frac{d}{4}, a_y d + \frac{d}{4}]$  are both crossed from top to bottom by connected components in  $G_1(\mathcal{H}_\lambda, 1)$ .

If  $B_a(d)$  occurs, we say that rectangle  $R_a$  is a *complete* rectangle, and edge  $a$  is a *complete* edge. Let

$$p_c(d) \triangleq \Pr(B_a(d)).$$

Define  $B_a(d)$  similarly for all vertical edges by rotating the rectangle by  $90^\circ$ . An example of a complete rectangle and a complete edge is illustrated in Figure 1-(b).

Note that the events  $\{B_a(d)\}$  are not independent in general. However, if two edges  $a$  and  $b$  are not adjacent, i.e., they do not share any common end vertices, then  $B_a(d)$  and  $B_b(d)$  are independent.

As illustrated in Figure 2, edges  $b$  and  $c$  are vertically adjacent to edge  $a$ . It is clear that when events  $A_a(d)$ ,  $A_b(d)$  and  $A_c(d)$  occur, event  $B_a(d)$  occurs. Moreover, since events  $A_a(d)$ ,  $A_b(d)$  and  $A_c(d)$  are

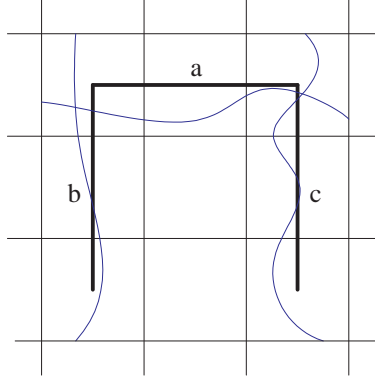


Fig. 2. Events  $A_a(d)$ ,  $A_b(d)$  and  $A_c(d)$  imply event  $B_a(d)$ .

increasing events<sup>4</sup>, according to the FKG inequality [2]–[4],

$$\begin{aligned}
 p_c(d) &= \Pr(B_a(d)) \\
 &\geq \Pr(A_a(d) \cap A_b(d) \cap A_c(d)) \\
 &\geq \Pr(A_a(d)) \Pr(A_b(d)) \Pr(A_c(d)) \\
 &= (p_g(d))^3.
 \end{aligned}$$

According to Corollary 4.1 in [2], the probability  $p_g(d)$  converges to 1 as  $d \rightarrow \infty$  when  $G(\mathcal{H}_\lambda, 1)$  is in the supercritical phase. In this case,  $(p_g(d))^3$  converges to 1 as  $d \rightarrow \infty$  as well. Hence,  $p_c(d)$  converges to 1 as  $d \rightarrow \infty$  when  $G(\mathcal{H}_\lambda, 1)$  is in the supercritical phase.

For any given  $0 < \epsilon < 1$ , define

$$d_\epsilon(\lambda) \triangleq \inf \left\{ d > 4 : p_c(d) - \frac{1}{\epsilon^2 \left(\frac{d}{2} + 2\right) \left(\frac{3d}{2} + 2\right) \lambda} > 1 - q_0 \right\}, \quad (10)$$

where  $q_0 \triangleq \frac{1}{9+2\sqrt{3}}$ . Now choose the edge length of  $\mathcal{L}$  as  $d = d_\epsilon(\lambda)$ . We further define complete events  $\{B'_a(d)\}$  with respect to  $G(\mathcal{H}_\lambda, 1, q(\cdot))$  in the same way as we defined complete events  $\{B_a(d)\}$  with respect to  $G_1(\mathcal{H}_\lambda, 1)$ .

Define event  $C_a(d)$  for each horizontal edge  $a$  in  $\mathcal{L}$  as the set of outcomes for which the following condition is satisfied: The number of nodes of  $G(\mathcal{H}_\lambda, 1)$  in  $R'_a$  is strictly less than

$$k_0 \triangleq (1 + \epsilon) \left( \frac{d_\epsilon(\lambda)}{2} + 2 \right) \left( \frac{3d_\epsilon(\lambda)}{2} + 2 \right) \lambda, \quad (11)$$

where  $R'_a = [a_x d_\epsilon(\lambda) - \frac{d_\epsilon(\lambda)}{4} - 1, a_x d_\epsilon(\lambda) + \frac{5d_\epsilon(\lambda)}{4} + 1] \times [a_y d_\epsilon(\lambda) - \frac{d_\epsilon(\lambda)}{4} - 1, a_y d_\epsilon(\lambda) + \frac{d_\epsilon(\lambda)}{4} + 1]$ , i.e.,  $R'_a$  is the rectangle  $R_a$  extended by 1 in all directions. Rectangle  $R'_a$  is shown in Figure 3. Note that  $|R'_a| = \left( \frac{d_\epsilon(\lambda)}{2} + 2 \right) \left( \frac{3d_\epsilon(\lambda)}{2} + 2 \right)$ .

<sup>4</sup>An event  $A$  is called increasing if  $I_A(G) \leq I_A(G')$  whenever graph  $G$  is a subgraph of  $G'$ , where  $I_A$  is the indicator function of  $A$ . An event  $A$  is called decreasing if  $A^c$  is increasing. For details, please see [2]–[4].



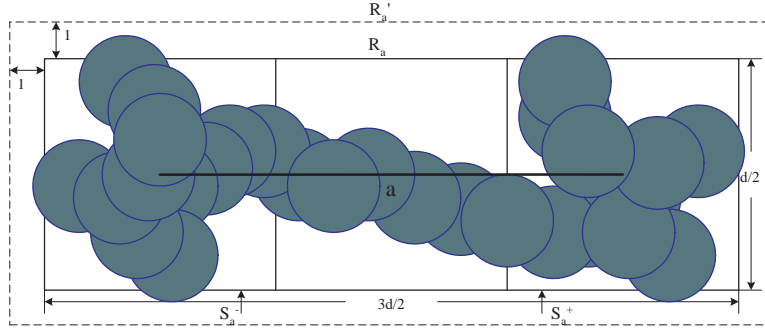


Fig. 3. Rectangle  $R'_a$  is the rectangle  $R_a$  extended by 1 in all directions.

Define  $C_a(d)$  similarly for all vertical edges by rotating the rectangle by  $90^\circ$ . If  $C_a(d)$  occurs, we call rectangle  $R_a$  and edge  $a$  *efficient*. Let

$$p_e(d) \triangleq \Pr(C_a(d)).$$

Note that the events  $\{C_a(d)\}$  are not independent in general. However, if  $d > 4$  and two edges  $a$  and  $b$  are not adjacent, i.e., they do not share any common end vertices, then  $C_a(d)$  and  $C_b(d)$  are independent.

We say an edge  $a$  in  $\mathcal{L}$  is *open* if and only if it is both complete and efficient, i.e., when events  $B_a(d)$  and  $C_a(d)$  both occur, and *closed* otherwise.

When  $C_a(d)$  occurs for edge  $a$  in  $\mathcal{L}$ , no node of  $G(\mathcal{H}_\lambda, 1, q(\cdot))$  in  $R_a$  has degree strictly greater than  $k_0$  in  $G(\mathcal{H}_\lambda, 1)$ . In addition, if  $q(k)$  satisfies (7), a node in  $G(\mathcal{H}_\lambda, 1)$  with degree  $k$ ,  $1 \leq k \leq k_0$ , survives with a probability greater than or equal to  $\frac{\mu_1}{\mu}$  in the degree-dependent failures model. On the other hand, for the independent random failures model, a node in  $G(\mathcal{H}_\lambda, 1)$  survives with probability exactly equal to  $\frac{\mu_1}{\mu}$ . Thus we can couple  $G(\mathcal{H}_\lambda, 1, q(\cdot))$  with  $G_1(\mathcal{H}_\lambda, 1)$  so that the existence of crossings defined in events  $\{B_a(d)\}$  for  $G_1(\mathcal{H}_\lambda, 1)$  implies the existence of crossings defined in events  $\{B'_a(d)\}$  for  $G(\mathcal{H}_\lambda, 1, q(\cdot))$ . Hence, if edge  $a$  of  $\mathcal{L}$  is open, there exist at least one left-to-right crossing and two top-to-bottom crossings in  $R_a$  in  $G(\mathcal{H}_\lambda, 1, q(\cdot))$ . Therefore, a path of open edges in  $\mathcal{L}$  implies a connected component in  $G(\mathcal{H}_\lambda, 1, q(\cdot))$ .

This is illustrated in Figure 4.

Although events  $B_a(d)$  and  $C_a(d)$  are not independent, we have

$$\begin{aligned} p_o(d) &\triangleq \Pr(B_a(d) \cap C_a(d)) \\ &= \Pr(B_a(d)) + \Pr(C_a(d)) - \Pr(B_a(d) \cup C_a(d)) \\ &\geq p_c(d) + p_e(d) - 1. \end{aligned} \tag{12}$$

Let  $N$  be the number of nodes of  $G(\mathcal{H}_\lambda, 1)$  in  $R'_a$ . Then  $N$  has a Poisson distribution with mean

$$E[N] = \left( \frac{d_\epsilon(\lambda)}{2} + 2 \right) \left( \frac{3d_\epsilon(\lambda)}{2} + 2 \right) \lambda.$$

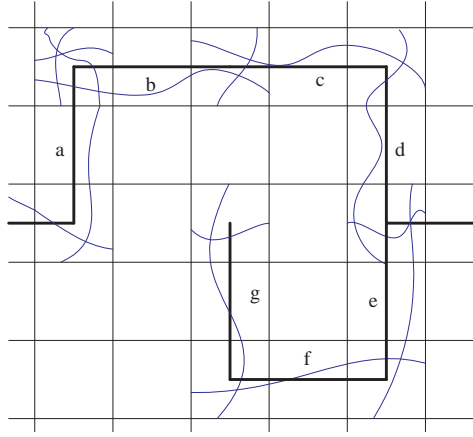


Fig. 4. A path of open edges in  $\mathcal{L}$  implies a path of connected component in  $G(\mathcal{H}_\lambda, 1, q(\cdot))$

Note that  $k_0 = (1 + \epsilon)E[N]$ . By Chebychev's inequality, we have

$$\begin{aligned}
 p_e(d) &= \Pr(N < k_0) \\
 &= 1 - \Pr(N \geq k_0) \\
 &= 1 - \Pr(N \geq (1 + \epsilon)E[N]) \\
 &\geq 1 - \frac{\text{Var}(N)}{\epsilon^2 E[N]^2} \\
 &= 1 - \frac{1}{\epsilon^2 E[N]} \\
 &= 1 - \frac{1}{\epsilon^2 \left( \frac{d_\epsilon(\lambda)}{2} + 2 \right) \left( \frac{3d_\epsilon(\lambda)}{2} + 2 \right) \lambda}.
 \end{aligned} \tag{13}$$

By (10), (12) and (13), we have

$$p_o(d) \geq p_c(d) + p_e(d) - 1 > 1 - q_0. \tag{14}$$

Now consider the *dual lattice*  $\mathcal{L}'$  of  $\mathcal{L}$ . The construction of  $\mathcal{L}'$  is as follows: let each vertex of  $\mathcal{L}'$  be located at the center of a square of  $\mathcal{L}$ . Let each edge of  $\mathcal{L}'$  be open if and only if it crosses an open edge of  $\mathcal{L}$ , and closed otherwise. It is clear that each edge in  $\mathcal{L}'$  is open also with probability  $p_o(d)$ . Let

$$q = 1 - p_o(d),$$

and choose  $2m$  edges in  $\mathcal{L}'$ . Because the states (i.e., open or closed) of any set of non-adjacent edges are independent, we can choose  $m$  edges among these  $2m$  edges such that their states are independent. As a result,

$$\Pr(\text{All the } 2m \text{ edges are closed}) \leq q^m.$$

Now a key observation is that if the origin belongs to an infinite open edge cluster in  $\mathcal{L}$ , for which the event is denoted by  $E_{\mathcal{L}}$ , then there cannot exist a closed circuit (a circuit consisting of closed edges)

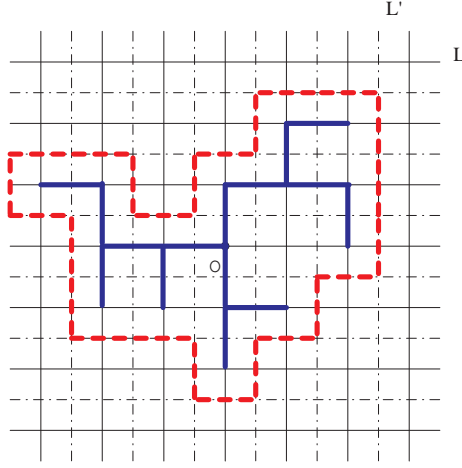


Fig. 5. If the origin belongs to an infinite open edge cluster in  $\mathcal{L}$ , then there cannot exist a closed circuit surrounding the origin in  $\mathcal{L}'$ , and vice versa.

surrounding the origin in  $\mathcal{L}'$ , for which the event is denoted by  $E_{\mathcal{L}'}$ , and vice versa. This is demonstrated in Figure 5. Hence

$$\Pr(E_{\mathcal{L}}) > 0 \iff \Pr(E_{\mathcal{L}'}) < 1.$$

Furthermore, we have

$$\Pr(E_{\mathcal{L}'}) = \sum_{m=2}^{\infty} \Pr(\exists \mathcal{O}_c(2m)) \leq \sum_{m=2}^{\infty} \gamma(2m)q^m,$$

where  $\mathcal{O}_c(2m)$  is a closed circuit having length  $2m$  surrounding the origin, and  $\gamma(2m)$  is the number of such circuits.

By Lemma 3 in Appendix A, we have

$$\begin{aligned} \sum_{m=2}^{\infty} \gamma(2m)q^m &\leq \sum_{m=2}^{\infty} \frac{4}{27}(m-1)(9q)^m \\ &= \frac{4}{27} \left[ \sum_{m=2}^{\infty} m(9q)^m - \sum_{m=2}^{\infty} (9q)^m \right] \\ &= \frac{4}{27} \left[ \frac{2(9q)^2 - (9q)^3}{(1-9q)^2} - \frac{(9q)^2}{1-9q} \right] \\ &= \frac{12q^2}{(1-9q)^2}. \end{aligned} \tag{15}$$

Because

$$q = 1 - p_o(d) < q_0 = \frac{1}{9 + 2\sqrt{3}},$$

we have  $\frac{2\sqrt{3}q}{1-9q} < 1$ , and hence  $\frac{12q^2}{(1-9q)^2} < 1$ . Thus the origin belongs to an infinite open edge cluster in  $\mathcal{L}$  with a positive probability. The existence of an infinite open edge cluster in  $\mathcal{L}$  implies the existence of an infinite connected component in  $G(\mathcal{H}_\lambda, 1, q(\cdot))$ , and this completes our proof for Theorem 1-(i).  $\square$

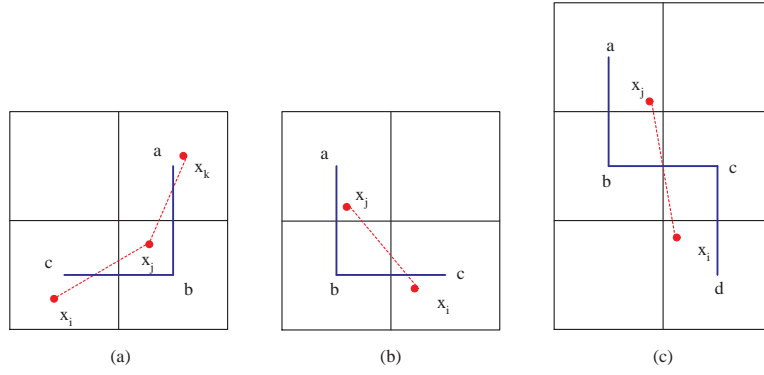


Fig. 6. Examples of open edges: in (a) and (b),  $S_a$ ,  $S_b$  and  $S_c$  are open, while in (c),  $S_a$ ,  $S_b$ ,  $S_c$  and  $S_d$  are all open.

The first part of Theorem 1 provides a sufficient condition for  $G(\mathcal{H}_\lambda, 1, q(\cdot))$  to have an infinite component. The second part of Theorem 1 provides a sufficient condition for  $G(\mathcal{H}_\lambda, 1, q(\cdot))$  to have no infinite component. Thus, it provides a *necessary* condition for  $G(\mathcal{H}_\lambda, 1, q(\cdot))$  to have an infinite component. To show this, we use another mapping between the continuum model and a discrete percolation model.

*Proof of Theorem 1-(ii):* Map  $G(\mathcal{H}_\lambda, 1)$  to a square lattice  $\mathcal{L}$  with edge length  $d = \frac{\sqrt{2}}{2}$ . Let the square centered at vertex  $a$  with edge length  $d$  be  $S_a$ . Let  $N(S_a)$  and  $N'(S_a)$  be the number of nodes of  $G(\mathcal{H}_\lambda, 1)$  and  $G(\mathcal{H}_\lambda, 1, q(\cdot))$  in  $S_a$ , respectively. We say  $S_a$  is *open* if and only if either one of the following conditions holds:

- (i)  $N'(S_a) \geq 1$ ;
- (ii) There is a link of  $G(\mathcal{H}_\lambda, 1, q(\cdot))$  crossing  $S_a$  which directly connects two nodes of  $G(\mathcal{H}_\lambda, 1, q(\cdot))$  outside  $S_a$ .

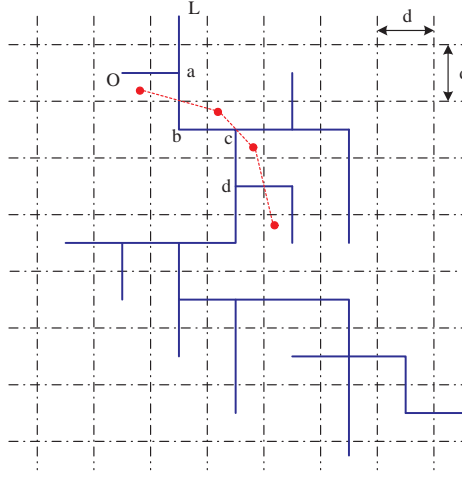
In Figure 6, we illustrate the possible examples of open squares in  $\mathcal{L}$ . If  $S_a$  is open only because  $S_a$  satisfies condition (ii), we say it is *type-2 open*; otherwise, we say it is *type-1 open*.

The probability that  $S_a$  is type-1 open can be expressed as

$$\begin{aligned}
 p_1 &= \Pr(N'(S_a) \geq 1) \\
 &= \sum_{k=1}^{\infty} \Pr(N(S_a) = k, N'(S_a) \geq 1) \\
 &= \sum_{k=1}^{\infty} \Pr(N(S_a) = k) \Pr(N'(S_a) \geq 1 | N(S_a) = k).
 \end{aligned} \tag{16}$$

When  $q(k)$  is non-decreasing in  $k$ , by Appendix B,

$$p_1 \leq 1 - e^{-\frac{\lambda}{2}} - \sum_{k=1}^{\infty} \frac{(\frac{\lambda}{2})^k}{k!} e^{-\frac{\lambda}{2}} q(k-1)^k. \tag{17}$$

Fig. 7. An open path in lattice  $\mathcal{L}$ 

If (8) holds, we have  $p_1 < \frac{1}{27}$ . When  $q(k)$  is non-increasing in  $k$ , by Appendix C,

$$p_1 \leq \sum_{k=1}^{\infty} \frac{\left(\frac{\lambda}{2}\right)^k}{k!} e^{-\frac{\lambda}{2}} \sum_{m=0}^{\infty} \frac{[\lambda(2\sqrt{2} + \pi)]^m}{m!} e^{-\lambda(2\sqrt{2} + \pi)} (1 - q(m+k-1)^k). \quad (18)$$

If (9) holds, we have  $p_1 < \frac{1}{27}$  as well. Therefore, in both cases, we have  $p_1 < \frac{1}{27}$ .

If there is an infinite component in  $G(\mathcal{H}_\lambda, 1, q(\cdot))$ , there must exist an infinite path consisting of nodes in  $G(\mathcal{H}_\lambda, 1, q(\cdot))$ . Furthermore, this infinite path must pass through an infinite number of open squares in  $\mathcal{L}$ , as illustrated in Figure 7. This is because along the infinite path in  $G(\mathcal{H}_\lambda, 1, q(\cdot))$ , each square of  $\mathcal{L}$  contains at least one node of  $G(\mathcal{H}_\lambda, 1, q(\cdot))$  or is crossed by a link of  $G(\mathcal{H}_\lambda, 1, q(\cdot))$  that directly connects two nodes of  $G(\mathcal{H}_\lambda, 1, q(\cdot))$  outside  $S_a$ .

Now choose a path in  $\mathcal{L}$  starting from the origin<sup>5</sup> having length  $3m$ . From Figure 6, we can see that a link from any given node in  $G(\mathcal{H}_\lambda, 1, q(\cdot))$  can go through at most three open squares in addition to the open square containing the given node. As a result, along the path, among every three consecutive open squares, there exists at least one type-1 open square. Thus, we have

$$\Pr(\text{All the } 3m \text{ edges are open}) \leq p_1^{m+1}. \quad (19)$$

Now

$$\Pr(\exists \mathcal{O}_p(3m)) \leq \xi(3m)p_1^{m+1}, \quad (20)$$

where  $\mathcal{O}_p(3m)$  is an open path in  $\mathcal{L}$  starting from the origin with length  $3m$ , and  $\xi(3m)$  is the number of such paths. For a path in  $\mathcal{L}$  from the origin, the first edge has four choices for its direction, and all other edges have at most three choices for their directions. Therefore, we have

$$\xi(3m) \leq 4 \cdot 3^{3m-1}, \quad (21)$$

<sup>5</sup>Note that the choice of the origin is arbitrary.

and

$$\Pr(\exists \mathcal{O}_p(3m)) \leq 4 \cdot 3^{3m-1} p_1^{m+1} = \frac{4}{3} p_1 (3^3 p_1)^m. \quad (22)$$

When  $p_1 < \frac{1}{27}$ , (22) converges to 0 as  $m \rightarrow \infty$ . This implies that with probability 1, there is no infinite path starting from the origin (which is arbitrary) in  $\mathcal{L}$ . Therefore, with probability 1, there is no infinite component in  $G(\mathcal{H}_\lambda, 1, q(\cdot))$  either.  $\square$

#### IV. CASCADING NODE FAILURES

In networks which carry load, distribute a resource or aggregate data, such as wireless sensor networks and electrical power networks, the failure of one node often results in the redistribution of the load from the failed node to other nearby nodes. If nodes fail when the load on them exceeds some maximum capacity or when the battery energy is depleted, then a *cascading failure* or avalanche may occur because the redistribution of the load causes other nodes to exceed their thresholds and fail, thereby leading to a further redistribution of the load.

Cascades have been used in social networks to model phenomena such as epidemic spreading, belief propagation, etc. Although they are generated by different mechanisms, cascades in social and economic systems are similar to a cascading failure in physical infrastructure networks [16], [17] in that initial failures can increase the likelihood of subsequent failures, leading to eventual dramatic global outages. Usually, such cascading failures are extremely difficult to predict, even when the properties of individual components are well understood. In [19], [24], the author investigate such cascading failures in social networks by modelling the problem as a binary decision percolation process on random networks where the links between distinct pairs of nodes are independent.

In contrast to previous work, we study cascading failures in large-scale wireless networks. In particular, we consider the following model. Consider a network modelled by a random geometric graph  $G(\mathcal{H}_\lambda, 1)$  with  $\lambda > \lambda_c$ , where an initial failure seed is represented by a single failed node. This initial failure seed is an exogenous event (shock) that is very small relative to the whole network. We are interested in whether this initial small shock can lead to a global cascade of failures, which is technically defined as follows.

*Definition 2:* A cascading failure is an ordered sequence of node failures triggered by an initial failure seed resulting in an infinite component of failed nodes in the network.

To describe cascading failures, we use the following simple but descriptive model. We assume that due to redistribution of the load, each node  $i$  fails if a given fraction  $\psi_i$  of its neighbors have failed, where the  $\psi_i$ 's are i.i.d. random variables with probability density function  $f(\psi)$ . The order of the failure sequence

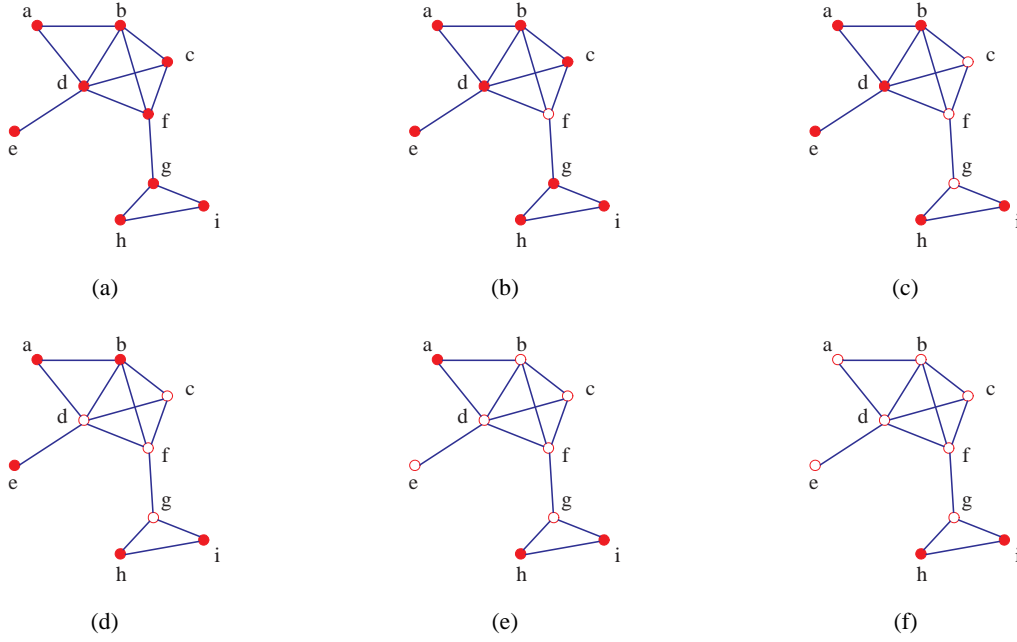


Fig. 8. An example of cascading failures (solid nodes are operational and empty nodes are failed)

is then the topological order determined by the location of the initial failure and the threshold  $\psi_i$  of each node  $i$ .

Unlike the degree-dependent scenarios studied earlier, cascading failure processes exhibit dynamic evolution. This is illustrated in Figure 8. The simple network in Figure 8-(a) has nine nodes:  $a, b, \dots, i$  with failure thresholds  $\psi_a = 0.8, \psi_b = 0.7, \psi_c = 0.1, \psi_d = 0.3, \psi_e = 0.4, \psi_f = 0.5, \psi_g = 0.2, \psi_h = 0.6, \psi_i = 0.9$ . At the beginning, as shown in Figure 8-(b), an initial failure occurs at node  $f$ . Then, since  $\psi_c = 0.1$  and one of  $c$ 's three neighbors has failed, node  $c$  fails. Similarly, node  $g$  also fails. This is illustrated in Figure 8-(c). Since  $\psi_d = 0.3$ ,  $d$  does not fail until two of its five neighbors have failed (Figure 8-(d)). This process continues (Figure 8-(e)) until no further failures can occur in the network (Figure 8-(f)). The resulting network is denoted by  $G(\mathcal{H}_\lambda, 1, \psi)$ , which, in this example, has failed nodes  $a, b, \dots, g$ , and operational nodes  $h$  and  $i$ . The ordered sequence of failures in this example is  $f, \{c, g\}, d, \{b, e\}, a$ .

For two *adjacent* nodes  $u$  and  $v$ , we say that node  $u$ 's failure is *caused* by node  $v$ 's failure if and only if node  $u$ 's failure immediately follows node  $v$ 's failure in the ordered failure sequence. In the example of Figure 8, node  $c$ 's failure is caused by node  $f$ 's failure, and node  $d$ 's failure is caused by node  $c$ 's failure.

Now observe that the initial failure can grow only when some neighbor, say  $j$ , of the initial failure seed has a threshold satisfying  $\psi_j \leq \frac{1}{k_j}$ , where  $k_j \geq 1$  is the degree of  $j$ . We call such a node *vulnerable*. The probability of a node being vulnerable is

$$\rho_k = F_\psi \left( \frac{1}{k} \right) = \int_0^{\frac{1}{k}} f(\psi) d\psi, \quad (23)$$

where  $F_\psi(\cdot)$  is the distribution function of  $\psi_j$ . In the example of Figure 8, nodes  $c$ ,  $e$  and  $g$  are vulnerable.

When the initial failure seed is directly connected to a component of vulnerable nodes, all nodes in this component fail. Clearly, the more vulnerable nodes there are in the network, the more likely it is that a cascading failure may occur. The extent of the failure, and hence the resilience of the network, depends not only on the number of vulnerable nodes, but also on how they are connected to one another. In the context of this model, a cascade of failed nodes forms when the network has an infinite component of vulnerable nodes and the initial failure seed is either inside this component or adjacent to some node in this component.

On the other hand, if node  $i$  has a threshold satisfying  $\psi_i > \frac{k_i-1}{k_i}$ , where  $k_i$  is the degree of  $i$ , then node  $i$  will not fail as long as at least one neighbor is operational. We call such a node *reliable*. Otherwise, if  $\psi_i \leq \frac{k_i-1}{k_i}$ , we call node  $i$  *unreliable*. For  $k \geq 1$ , the probability of a node being reliable is given by

$$\sigma_k = 1 - F_\psi\left(\frac{k-1}{k}\right) = \int_{\frac{k-1}{k}}^1 f(\psi) d\psi. \quad (24)$$

For  $k = 0$ , we set  $\sigma_0 = 1$ . Intuitively, a node  $i$  with no neighbors should be reliable, since it remains operational no matter what  $\psi_i$  is, unless node  $i$  itself is the initial failure. This also agrees with (24) by applying the convention  $F(-\infty) = 0$ . In the example of Figure 8, nodes  $a$ ,  $h$  and  $i$  are reliable, and all the other nodes are unreliable. Note that when two reliable nodes are adjacent and neither is an initial failure seed, no matter what else happens in the network, they remain operational. This is illustrated by nodes  $h$  and  $i$  in Figure 8. When a reliable node  $u$  has only unreliable neighbors, node  $u$  fails if and only if all its unreliable neighbors fail, unless node  $u$  is the initial failure. We call such a reliable node an *isolated reliable* node.

The following theorem presents our main results on cascading failures in wireless networks. It provides a sufficient condition for the existence of an infinite component of vulnerable nodes, as well as a sufficient condition for the non-existence of an infinite component of unreliable nodes. The theorem asserts that when there exists an infinite component of vulnerable nodes and the initial failure is either inside this component or adjacent to some node in this component, then there is a cascading failure in  $G(\mathcal{H}_\lambda, 1)$ . On the other hand, when there is no infinite component of unreliable nodes, then there is no cascading failure no matter where the initial failure is.

*Theorem 2:* (i) For any  $\mu_1 > \mu_c$ , there exists  $k_0 < \infty$  depending on  $\mu$ , such that for any  $G(\mathcal{H}_\lambda, 1)$  with  $\mu > \mu_1$ , if

$$F_\psi\left(\frac{1}{k_0}\right) \geq \frac{\mu_1}{\mu}, \quad (25)$$

then with probability 1, there exists an infinite component of vulnerable nodes in  $G(\mathcal{H}_\lambda, 1)$ . Moreover, if the random initial failure is inside this component or adjacent to some node in this component, then with



probability 1, there is a cascading failure in  $G(\mathcal{H}_\lambda, 1)$ .

(ii) For any  $G(\mathcal{H}_\lambda, 1)$  with  $\mu > \mu_c$ , if

$$\sum_{k=1}^{\infty} \frac{\left(\frac{\lambda}{2}\right)^k}{k!} e^{-\frac{\lambda}{2}} \sum_{m=0}^{\infty} \frac{[\lambda(2\sqrt{2} + \pi)]^m}{m!} e^{-\lambda(2\sqrt{2} + \pi)} \left(1 - \left[1 - F_\psi\left(\frac{m+k-2}{m+k-1}\right)\right]^k\right) < \frac{1}{27}, \quad (26)$$

where  $F_\psi(-\infty) = 0$  by convention, then with probability 1, there is no infinite component of unreliable nodes. As a consequence, with probability 1, there is no cascading failure in  $G(\mathcal{H}_\lambda, 1)$  no matter where the initial failure is.

*Proof:* To prove (i), we view the problem as a degree-dependent node failure problem where a vulnerable node is considered “operational” and a non-vulnerable node is considered a “failure.” In this model, each node with degree  $k$  fails with a probability  $1 - \rho_k$ . Then, by applying Theorem 1-(i) directly, we have for any  $\mu_1 > \mu_c$ , there exists  $k_0 < \infty$ , such that for any  $G(\mathcal{H}_\lambda, 1)$  with  $\mu > \mu_1$ , if

$$\rho_{k_0} = F_\psi\left(\frac{1}{k_0}\right) \geq \frac{\mu_1}{\mu}, \quad (27)$$

then with probability 1, there exists an infinite component of vulnerable nodes in  $G(\mathcal{H}_\lambda, 1)$ . If the initial failure is inside this component or adjacent to some node in this component, then there is a cascading failure in  $G(\mathcal{H}_\lambda, 1)$ .

To prove (ii), we first show (a): if (26) holds, then with probability 1, there is no infinite component of unreliable nodes. We then show (b): if there is no infinite component of unreliable nodes, then with probability 1, there is no cascading failure no matter where the initial failure is.

To show (a), we apply the result of Theorem 1-(ii). Regard an unreliable node as “operational” and a reliable node as a “failure”. Then,  $\sigma_k$ —the probability of a node with degree  $k$  being reliable—becomes the failure probability  $q(k)$  in the context of Theorem 1-(ii). Since  $\sigma_k$  is non-increasing in  $k$ , we replace  $q(m+k-1)$  in (9) with  $\sigma_{m+k-1} = 1 - F_\psi\left(\frac{m+k-2}{m+k-1}\right)$  and obtain (26). By Theorem 1-(ii), when (26) holds, with probability 1, there is no infinite component of unreliable nodes in the network.

In order to show (b), we will show that if there is a cascading failure, i.e., there is an infinite component  $W$  of failed nodes, there must exist an infinite component of unreliable nodes in the network. Assume the initial failure takes place at node  $u$ , and consider two cases: (1) node  $u$  is an unreliable node or an isolated reliable node; (2) node  $u$  is a non-isolated reliable node.

For case (1), if there is an infinite component of failed nodes in the network, all the failed nodes are either unreliable or isolated reliable. This is because non-isolated reliable nodes do not fail no matter what happens in the network. Furthermore, except for the initial failure, an isolated reliable node fails if and only if all its (unreliable) neighbors fail. This implies that except for the initial failure, the failure of any isolated reliable node does not cause any other failures. In other words, the failure of any unreliable

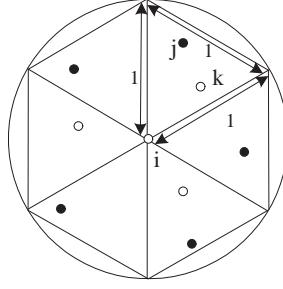


Fig. 9. For any node  $i$ , the number of its isolated reliable neighbors cannot be strictly greater than 6. This is because any two nodes  $j$  and  $k$  inside one of six fan-shaped regions are adjacent to each other. Thus, nodes  $j$  and  $k$  cannot be isolated reliable by definition. By the same argument, when  $i$  is the initial failure, the number of induced isolated reliable nodes cannot be strictly greater than 6.

node is caused by the failure(s) of other unreliable node(s). Thus, all the unreliable nodes in  $W$  belong to the same component.

Now suppose there is only a finite number of unreliable nodes in  $W$ . Then there must be an infinite number of isolated reliable nodes in  $W$ . Note first that an isolated reliable node cannot be adjacent to another isolated reliable node by definition. Furthermore, as illustrated in Figure 9, each unreliable node cannot have strictly more than 6 isolated reliable neighbors. Therefore, it is impossible to have a finite number of unreliable nodes but an infinite number of isolated reliable nodes in  $W$ . This contradiction ensures that the component of unreliable nodes in  $W$  is infinite.

For case (2), a non-isolated reliable node fails if and only if (i) it is adjacent to the initial failure, (ii) not adjacent to any other reliable nodes, and (iii) all of its unreliable neighbors fail. We call a non-isolated reliable node satisfying condition (i)–(ii) an *induced isolated reliable* node. As illustrated in Figure 9, the number of induced isolated reliable nodes cannot be strictly greater than 6. Except for the initial failure and a finite number of induced isolated reliable nodes, all other failed nodes in  $W$  are either isolated reliable or unreliable. Observe that as in the failure of an isolated reliable node, the failure of an induced isolated reliable node does not cause any other failures. In other words, the failure of any unreliable node is caused by the failure(s) of other unreliable node(s). Thus, all the unreliable nodes in  $W$  belong to the same component. Then by the same argument for the first case, there must exist an infinite component of unreliable nodes in  $W$ .  $\square$

## V. SIMULATION STUDIES

We illustrate degree-dependent node failures with two examples in Figure 10. The original network has  $n = 1600$  nodes uniformly distributed in  $[0, 25]^2$ , and mean degree  $\mu = 8.04$ . In Figure 10-(a),  $q(k) = \max\{0, 1 - \frac{\mu_c}{\mu} - \frac{1}{k}\}$ . This function satisfies condition (7) and the remaining network of operational nodes still has a large connected component spanning almost the whole network, where empty nodes

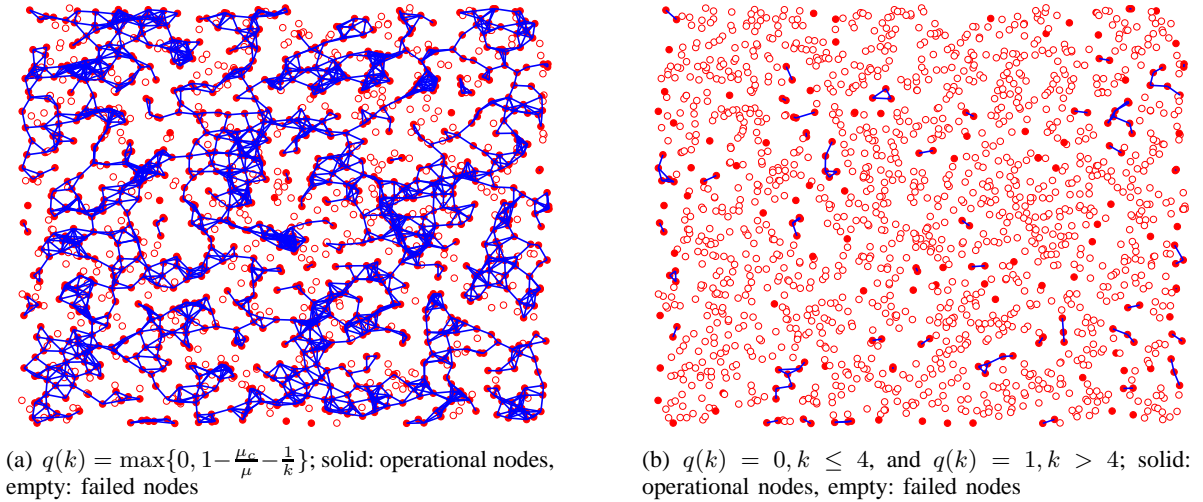


Fig. 10. Degree-dependent node failures in  $G(\mathcal{H}_\lambda, 1)$  with  $\mu = 8$ .

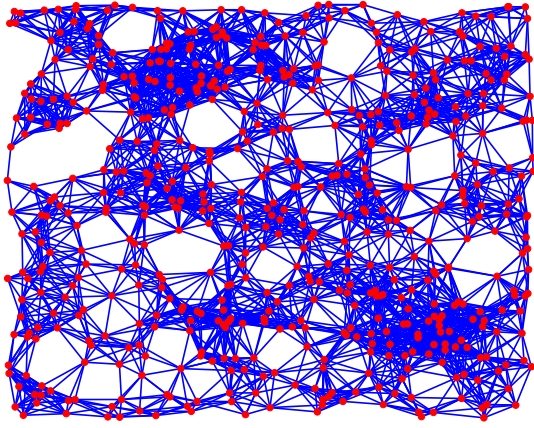
represent failed nodes. In Figure 10-(b),  $q(k) = 0, k \leq 4$ , and  $q(k) = 1, k > 4$ . This function satisfies condition (8) and the remaining network of operational nodes consists of small isolated components.

In Figure 11, we illustrate cascading failures. Figure 11-(a) depicts a wireless network with  $n = 1600$  nodes uniformly distributed in  $[0, 15]^2$ , and mean degree  $\mu = 19.64$ . Each node  $i$  has a probability density function  $f(\psi_i)$  for the threshold  $\psi_i$ , where  $f(\psi_i) = \frac{15}{2}$  for  $0 < \psi_i \leq 0.1$ , and  $f(\psi_i) = \frac{5}{18}$  for  $0.1 < \psi_i < 1$ . The  $\psi_i$ 's are assumed to be i.i.d. Figure 11-(b) depicts the largest component of vulnerable nodes (which are represented by empty nodes) spanning the network. Figure 11-(c) indicates an initial failure caused by exogenous event, which is represented by a black solid node pointed to by an arrow. From Figure 11-(d), we see that the resulting network suffers from a cascading failure, where the failed nodes are represented by empty nodes.

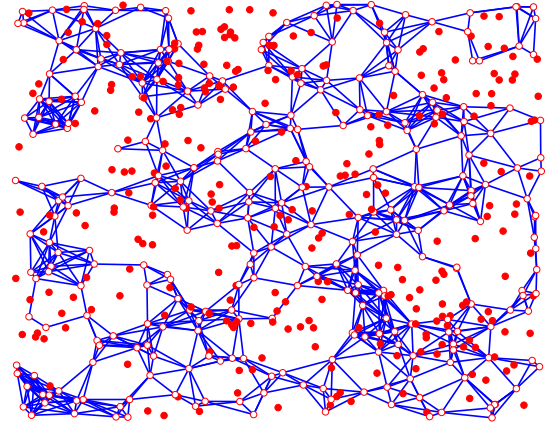
Figure 12 illustrates an example where no cascading failure occurs. The network is the same as the one shown in Figure 11-(a). Here, each node  $i$  has a probability density function  $f(\psi_i)$  for the threshold  $\psi_i$ , where  $f(\psi_i) = \frac{1}{999}$  for  $0 < \psi_i \leq 0.999$ , and  $f(\psi_i) = 999$  for  $0.999 < \psi_i < 1$ . The  $\psi_i$ 's are assumed to be i.i.d. This function satisfies the condition (26). Figure 12-(a) shows that there is no large component of unreliable nodes (which are represented by empty nodes) spanning the network. After the same initial failure as shown in Figure 11-(c) takes place, we see from Figure 12-(b) that the initial failure cause no other failures (failed nodes are represented by empty nodes), and no cascading failure occurs in the network.

## VI. CONCLUSION

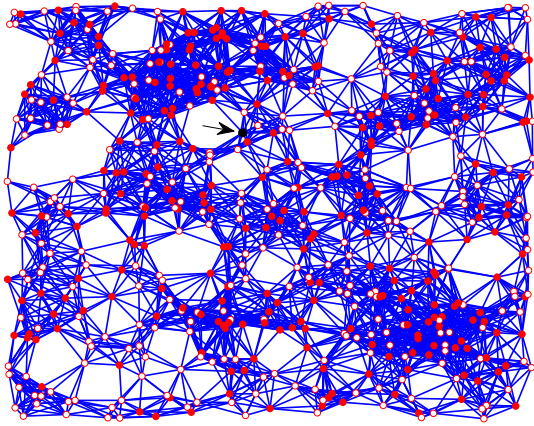
In this paper, we studied network resilience problems from a percolation-based perspective. To analyze realistic situations where the failure probability of a node depends on its degree, we introduced the degree-dependent failures problem. We model this phenomenon as a degree-dependent site percolation process on




(a) original network



(b) large component of vulnerable nodes; solid: non-vulnerable nodes, empty: vulnerable nodes




(c) initial failure pointed to by arrow




(d) cascading failure; solid: operational nodes, empty: failed nodes

Fig. 11. Cascading failure



(a) no large component of unreliable nodes; solid: reliable nodes, empty: unreliable nodes



(b) no cascading failure; solid: operation nodes, empty: failed nodes

Fig. 12. No cascading failure

random geometric graphs. Using coupling methods and renormalization arguments, we obtained analytical conditions for the occurrence of phase transitions within this model. Furthermore, in networks carrying

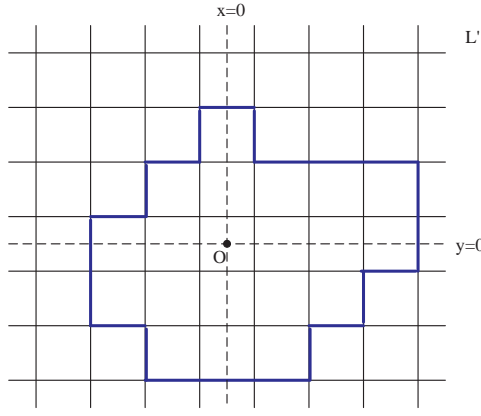


Fig. 13. An example of a circuit surrounding the origin in lattice  $\mathcal{L}'$

traffic load, such as wireless sensor networks and electrical power networks, the failure of one node can result in redistribution of the load onto other nearby nodes. If these nodes fail due to excessive load, then this process can result in cascading failures. We analyzed this cascading failure problem in large-scale wireless networks, and showed that it is equivalent to a degree-dependent percolation process on random geometric graphs. We obtained analytical conditions for the occurrence and non-occurrence of cascading failures, respectively. Simulation results confirming our theoretical predictions were presented.

## APPENDIX A

The following lemma is similar to the one used in [4], [10], [12]. For completeness, we provide the proof here.

*Lemma 3:* Given a square lattice  $\mathcal{L}'$ , suppose that the origin is located at the center of one square. Let the number of circuits<sup>6</sup> surrounding the origin with length  $2m$  be  $\gamma(2m)$ , where  $m \geq 2$  is an integer, then we have

$$\gamma(2m) \leq \frac{4}{27}(m-1)3^{2m}. \quad (28)$$

*Proof:* In Figure 13, an example of a circuit that surrounds the origin is illustrated. First note that the length of such a circuit must be even. This is because there is a one-to-one correspondence between each pair of edges above and below the line  $y = 0$ , and similarly for each pair of edges at the left and right of the line  $x = 0$ . Furthermore, the rightmost edge can be chosen only from the lines  $l_i : x = i - \frac{1}{2}, i = 1, \dots, m-1$ . Hence the number of possibilities for this edge is at most  $m-1$ . Because this edge is the rightmost edge, each of the two edges adjacent to it has two choices for its direction. For all the other edges, each one has at most three choices for its direction. Therefore the number of total choices for all the other edges is at most  $3^{2m-3}$ . Consequently, the number of circuits that surround the origin and have length  $2m$  must

<sup>6</sup>A circuit in a lattice  $\mathcal{L}'$  is a closed path with no repeated vertices in  $\mathcal{L}'$ .

be less or equal to  $(m-1)2^23^{2m-3}$ , and hence we have (28).  $\square$

## APPENDIX B

By (16), the probability  $p_1$  can be written as

$$\begin{aligned} p_1 &= \sum_{k=1}^{\infty} \Pr(N(S_a) = k) \Pr(N'(S_a) \geq 1 | N(S_a) = k) \\ &= \sum_{k=1}^{\infty} \Pr(N(S_a) = k) [1 - \Pr(N'(S_a) = 0 | N(S_a) = k)] \\ &= \sum_{k=1}^{\infty} \frac{\left(\frac{\lambda}{2}\right)^k}{k!} e^{-\frac{\lambda}{2}} [1 - \Pr(I_1 = 1, \dots, I_k = 1 | N(S_a) = k)] \end{aligned} \quad (29)$$

where  $I_i$  is the indicator random variable indicating the failure of the  $i$ -th node. Because  $q(k)$  is non-decreasing in  $k$ , the event  $\{I_i = 1 | N(S_a) = k\}$  is an increasing event. Hence, according to the FKG inequality,

$$\Pr(I_1 = 1, \dots, I_k = 1 | N(S_a) = k) \geq [\Pr(I_i = 1 | N(S_a) = k)]^k. \quad (30)$$

Since  $d = \frac{\sqrt{2}}{2}$ , all the nodes of  $G(\mathcal{H}_\lambda, 1)$  in  $S_a$  are adjacent to each other. Hence if there are  $k$  nodes in  $S_a$ , every node of  $G(\mathcal{H}_\lambda, 1)$  in  $S_a$  has degree greater than or equal to  $k-1$ . In addition, since  $q(k)$  is non-decreasing in  $k$ , we have

$$\Pr(I_i = 1 | N(S_a) = k) \geq q(k-1). \quad (31)$$

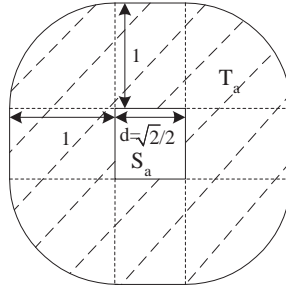
By (29)–(31), we have

$$\begin{aligned} p_1 &\leq \sum_{k=1}^{\infty} \frac{\left(\frac{\lambda}{2}\right)^k}{k!} e^{-\frac{\lambda}{2}} (1 - q(k-1))^k \\ &= 1 - e^{-\frac{\lambda}{2}} - \sum_{k=1}^{\infty} \frac{\left(\frac{\lambda}{2}\right)^k}{k!} e^{-\frac{\lambda}{2}} q(k-1)^k. \end{aligned} \quad (32)$$

## APPENDIX C

Let  $T_a$  be the shaded area shown in Figure 14. Then  $|T_a| = 2\sqrt{2} + \pi$ . Let  $N(T_a)$  be the number of nodes of  $G(\mathcal{H}_\lambda, 1)$  in  $T_a$ . Since  $S_a$  and  $T_a$  do not overlap,  $N(S_a)$  and  $N(T_a)$  are independent. By (16), we can write  $p_1$  as

$$\begin{aligned} p_1 &= \sum_{k=1}^{\infty} \Pr(N(S_a) = k) \sum_{m=0}^{\infty} \Pr(N(T_a) = m) \Pr(N'(S_a) \geq 1 | N(S_a) = k, N(T_a) = m) \\ &= \sum_{k=1}^{\infty} \Pr(N(S_a) = k) \sum_{m=0}^{\infty} \Pr(N(T_a) = m) [1 - \Pr(N'(S_a) = 0 | N(S_a) = k, N(T_a) = m)] \\ &= \sum_{k=1}^{\infty} \frac{\left(\frac{\lambda}{2}\right)^k}{k!} e^{-\frac{\lambda}{2}} \sum_{m=0}^{\infty} \Pr(N(T_a) = m) [1 - \Pr(I_1 = 1, \dots, I_k = 1 | N(S_a) = k, N(T_a) = m)], \end{aligned} \quad (33)$$

Fig. 14.  $T_a$  and  $S_a$ 

where  $I_i$  is the indicator random variable indicating the failure of the  $i$ -th node. Because  $q(k)$  is non-increasing in  $k$ , the event  $\{I_i = 1 | N(S_a) = k, N(T_a) = m\}$  is a decreasing event. Hence, according to the FKG inequality,

$$\Pr(I_1 = 1, \dots, I_k = 1 | N(S_a) = k, N(T_a) = m) \geq [\Pr(I_i = 1 | N(S_a) = k, N(T_a) = m)]^k. \quad (34)$$

For any node  $u$  inside  $S_a$ , all of  $u$ 's neighbors are within  $T_a \cup S_a$ . Given  $N(S_a) = k$  and  $N(T_a) = m$ , any node  $u$  inside  $S_a$  has degree less than or equal to  $m + k - 1$ . In addition, since  $q(k)$  is non-increasing in  $k$ , we have

$$\Pr(I_i = 1 | N(S_a) = k, N(T_a) = m) \geq q(m + k - 1). \quad (35)$$

By (33)–(35), we have

$$\begin{aligned} p_1 &\leq \sum_{k=1}^{\infty} \frac{\left(\frac{\lambda}{2}\right)^k}{k!} e^{-\frac{\lambda}{2}} \sum_{m=0}^{\infty} \Pr(N(T_a) = m) (1 - q(m + k - 1))^k \\ &= \sum_{k=1}^{\infty} \frac{\left(\frac{\lambda}{2}\right)^k}{k!} e^{-\frac{\lambda}{2}} \sum_{m=0}^{\infty} \frac{[\lambda(2\sqrt{2} + \pi)]^m}{m!} e^{-\lambda(2\sqrt{2} + \pi)} (1 - q(m + k - 1))^k. \end{aligned} \quad (36)$$

## REFERENCES

- [1] E. N. Gilbert, "Random plane networks," *J. Soc. Indust. Appl. Math.*, vol. 9, pp. 533–543, 1961.
- [2] R. Meester and R. Roy, *Continuum Percolation*. New York: Cambridge University Press, 1996.
- [3] M. Penrose, *Random Geometric Graphs*. New York: Oxford University Press, 2003.
- [4] G. Grimmett, *Percolation*. New York: Springer, second ed., 1999.
- [5] B. Bollobás and O. Riordan, *Percolation*. New York: Cambridge University Press, 2006.
- [6] P. Gupta and P. R. Kumar, "Critical power for asymptotic connectivity in wireless networks," in *Stochastic Analysis, Control, Optimization and Applications: A Volume in Honor of W. H. Fleming*, pp. 547–566, 1998.
- [7] L. Booth, J. Bruck, M. Franceschetti, and R. Meester, "Covering algorithms, continuum percolation and the geometry of wireless networks," *Annals of Applied Probability*, vol. 13, pp. 722–741, May 2003.
- [8] M. Franceschetti, L. Booth, M. Cook, J. Bruck, and R. Meester, "Continuum percolation with unreliable and spread out connections," *Journal of Statistical Physics*, vol. 118, pp. 721–734, Feb. 2005.
- [9] O. Dousse, P. Mannersalo, and P. Thiran, "Latency of wireless sensor networks with uncoordinated power saving mechanism," in *Proc. ACM MobiHoc'04*, pp. 109–120, 2004.
- [10] O. Dousse, M. Franceschetti, and P. Thiran, "Information theoretic bounds on the throughput scaling of wireless relay networks," in *Proc. IEEE INFOCOM'05*, Mar. 2005.
- [11] O. Dousse, F. Baccelli, and P. Thiran, "Impact of interferences on connectivity in ad hoc networks," *IEEE Trans. Network.*, vol. 13, pp. 425–436, April 2005.
- [12] O. Dousse, M. Franceschetti, N. Macris, R. Meester, and P. Thiran, "Percolation in the signal to interference ratio graph," *Journal of Applied Probability*, vol. 43, no. 2, 2006.
- [13] Z. Kong and E. M. Yeh, "Distributed energy management algorithm for large-scale wireless sensor networks," in *Proc. ACM MobiHoc'07*, Montreal, Canada, Sep. 2007.

- [14] Z. Kong and E. M. Yeh, "Connectivity and latency in large-scale wireless networks with unreliable links," in *Proc. IEEE INFOCOM'08*, Phoenix, AZ, April 2008.
- [15] Z. Kong and E. M. Yeh, "On the latency of information dissemination in mobile ad hoc networks," in *Proc. ACM MobiHoc'08*, Hong Kong SAR, China, May 2008.
- [16] D. N. Kosterev, C. W. Taylor, and W. A. Mittelstadt, "Model validation for the august 10, 1996 wscs system outage," *IEEE Trans. on Power Systems*, vol. 14, pp. 967–979, Aug. 1999.
- [17] M. L. Sachtjen, B. A. Carreras, and V. E. Lynch, "Disturbances in a power transmission system," *Physics Review E*, vol. 61, pp. 4877–4882, May 2000.
- [18] J. Quintanilla, S. Torquato, and R. M. Ziff, "Efficient measurement of the percolation threshold for fully penetrable discs," *Physics A*, vol. 86, pp. 399–407, 2000.
- [19] M. E. J. Newman, "The structure and function of complex networks," *SIAM Review*, vol. 45, pp. 167–256, 2003.
- [20] R. Cohen, K. Erez, D. ben Avraham, and S. Havlin, "Resilience of the internet to random breakdowns," *Phys. Rev. Lett.*, vol. 85, pp. 4626–4628, Nov. 2000.
- [21] D. S. Callaway, M. E. J. Newman, S. H. Strogatz, and D. J. Watts, "Network robustness and fragility: percolation on random graphs," *Phys. Rev. Lett.*, vol. 85, pp. 5468–5471, Dec. 2000.
- [22] M. E. J. Newman, S. H. Strogatz, and D. J. Watts, "Random graphs with arbitrary degree distributions and their applications," *Phys. Rev. E*, vol. 64, no. 026118, 2001.
- [23] P. B. Godfrey and D. Ratajczak, "Naps: Scalable, robust topology management in wireless ad hoc networks," in *Proc. ACM IPSN'04*, April 2004.
- [24] D. J. Watts, "A simple model of global cascades on random networks," *Proc. Natl. Acad. Sci. USA*, vol. 99, pp. 5766–5771, 2002.