

Ni₂X₂ (X=pnictide, chalcogenide, or B) Based Superconductors

F. Ronning¹, E.D. Bauer¹, T. Park^{1,2}, N. Kurita¹, T. Klimczuk^{1,3}, R. Movshovich¹, A.S. Sefat⁴, D. Mandrus⁴, J.D. Thompson¹

¹ *Los Alamos National Laboratory, Los Alamos, NM 87545 USA*

² *Department of Physics, Sungkyunkwan University, Suwon 440-746, Korea*

³ *Faculty of Applied Physics and Mathematics, Gdansk University of Technology, Narutowicza 11/12, 80-952 Gdansk, Poland*

⁴ *Material Science & Technology Division, Oak Ridge National Laboratory, Oak Ridge, TN 37831, USA*

Abstract

We review the properties of Ni-based superconductors which contain Ni₂X₂ (X=As, P, Bi, Si, Ge, B) planes, a common structural element found also in the recently discovered FeAs superconductors. Strong evidence for the fully gapped nature of the superconducting state has come from field dependent thermal conductivity results on BaNi₂As₂. Coupled with the lack of magnetism, the majority of evidence suggests that the Ni-based compounds are conventional electron-phonon mediated superconductors. However, the increase in T_c in LaNiAsO with doping is anomalous, and mimics the behavior in LaFeAsO. Furthermore, comparisons of the properties of Ni- and Fe-based systems show many similarities, particularly with regards to structure-property relationships. This suggests a deeper connection between the physics of the FeAs superconductors and the related Ni-based systems which deserves further investigation.

Pacs: 74.62.-c, 74.70.-b, 74.25.-q

Keywords: superconductors, nickel-based,

Introduction:

Even before superconductivity was found in LaFeAs(O,F) at 26 K¹ it was known that the Ni-analog LaNiPO superconducts at 4.3 K^{2,3}. While many compounds containing Fe₂As₂ planes with transition temperatures well above 5 K have been found (e.g. ^{4,5,6,7}), to date, none of the nickel analogs (excluding the nickel borocarbides) have T_cs exceeding 5K^{2,3,8,9,10,11,12,13,14,15,16,17,18}. There are two possible reasons for this: (1) superconductivity in the nickel compounds has no relation to the iron-based systems and is likely a conventional phonon mediated BCS s-wave superconductor, or (2) the pairing mechanism is in fact the same as in the iron-based systems, but the conditions for superconductivity are not nearly as optimized for the Ni-based systems as they are for the Fe-based systems. At this time, no definitive conclusion concerning which scenario is correct can be made.

In this review, we first examine the properties of Ni-based superconductors which contain the Ni₂X₂ (X = As, P, Bi, Si, Ge, B) PbO-type structure. We attempt to identify common features and then examine various compound specific studies and/or properties. In the second half of the review, we attempt to compare the Ni systems to the Fe analogs. Specifically, we compare doping studies, band structure calculations, and structural relationships. When examined independently, the majority of evidence suggests that the Ni-based systems are simple conventional BCS superconductors. However, the similarity of several relationships among the Fe- and Ni-based compounds suggests deeper connections between the two compounds. We conclude with some open questions specific to Ni-based compounds.

Properties of Ni-based compounds:

The fact that many Ni-analogs of the FeAs based superconductors also superconduct suggests that a detailed comparison of these systems may reveal how T_c is enhanced by more

than an order of magnitude in the Fe-based compounds relative to the Ni-based compounds. Of course, one should not presume that structural similarity guarantees similar physics. Certainly, $(\text{La,Ba})_2\text{CuO}_4$ ¹⁹, Sr_2RuO_4 ²⁰, and $(\text{Ba,K})\text{BiO}_3$ ²¹ all have the perovskite structure, but each is believed to have entirely different mechanisms for superconductivity. However, the extreme robustness of superconductivity to structural variations, elemental substitution, and doping for both the Fe- and Ni-based compounds offers a unique opportunity in the study of superconductivity regardless of the pairing mechanism. Consequently, we begin by reviewing the properties of the Ni-based superconductors which contain puckered Ni_2X_2 planes, common in the higher temperature Fe-based systems, with limited consideration of their Fe counterparts. For the moment we exclude the nickel-borocarbides^{22,23} and -boronitrides²⁴ from our discussion, despite them also possessing this structural element as shown in figure 1g. Implicit in our discussion will be the blind assumption that all these Ni-based systems have the same superconducting pairing mechanism.

Figure 1 displays the crystal structures that contain the checkerboard Ni_2X_2 planes and have been found to be superconducting. The structure types include: ZrCuSiAs , ThCr_2Si_2 , $\text{Pr}_3\text{Cu}_4\text{P}_4\text{O}_2$, and $\text{U}_3\text{Ni}_4\text{Si}_4$. Table 1 lists the known superconducting Ni-based compounds along with their properties. The most significant observation is that none of the compounds display superconducting transition temperatures above 5 K. The superconducting upper critical field H_{c2} is rather small, with the exception of ~ 5 T in doped LaNiAsO and 1.2 T in $\text{La}_3\text{Ni}_4\text{Si}_4$. The density of states at the Fermi level is small in all compounds, with Sommerfeld coefficients γ ranging from 4.35 mJ/(mol-Ni K²) in SrNi_2As_2 to 9.23 mJ/(mol-Ni K²) in $\text{La}_3\text{Ni}_4\text{Si}_4$. In cases where H_{c2} is small, specific heat or magnetization measurements reveal that the systems can have very small Ginzburg-Landau parameters κ (near the border between type I and type II), most

notably $\kappa = 2.1$ in SrNi_2P_2 . The specific heat jump at T_c is often less than the weak coupling BCS value of $\Delta C / \gamma T_c = 1.43$. This is rather peculiar, as X-ray measurements exclude the possibility of structurally unique phases to less than 5% in these cases, which would suggest a more exotic interpretation. However, it is still possible that the reduced jump is due to impurities, either through pair breaking effects²⁵, or by an impurity “phase” which is structurally similar, but differs more subtly, for example, through site substitution²⁶ or nickel vacancies²⁷.

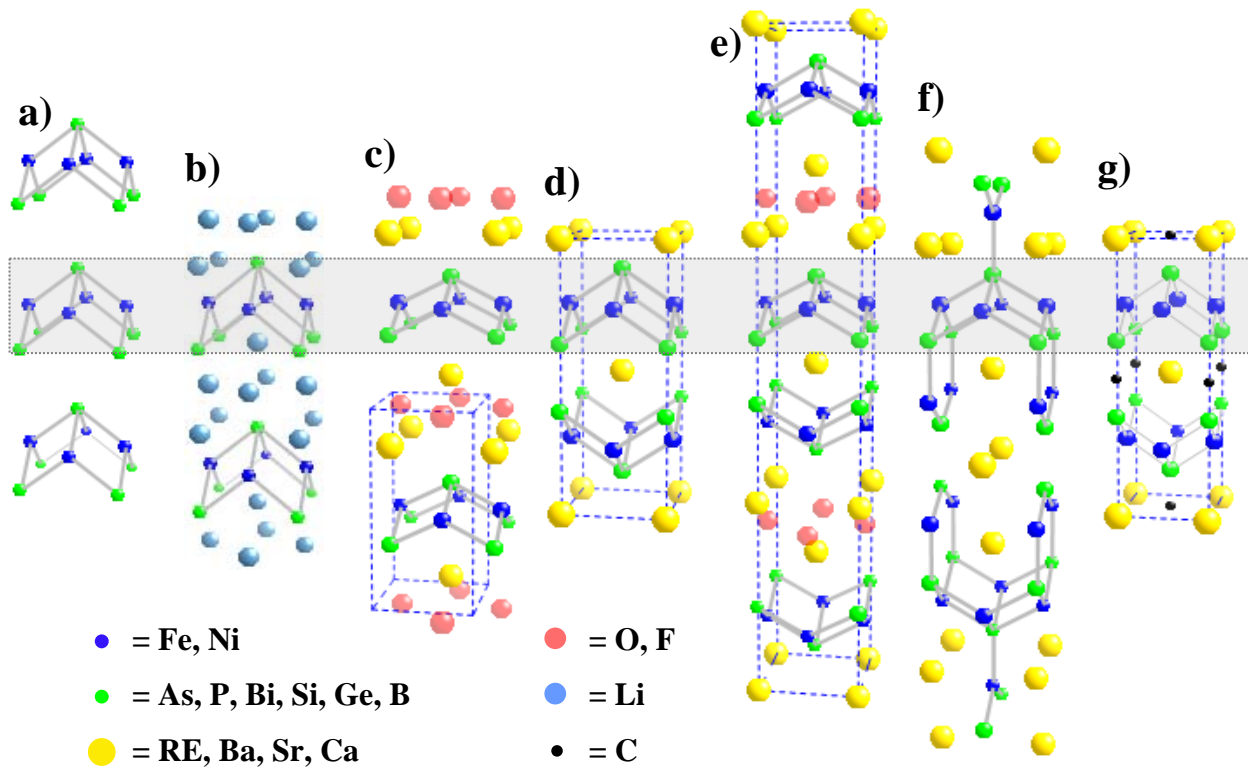


Figure 1. (color online) The crystal structure-types [a) PbO , b) Cu_2Sb , c) ZrCuSiAs , d) ThCr_2Si_2 , e) $\text{Pr}_3\text{Cu}_4\text{P}_4\text{O}_2$, f) $\text{U}_3\text{Ni}_4\text{Si}_4$, g) $\text{YNi}_2\text{B}_2\text{C}$] which support superconductivity for either $T = \text{Fe}$ (e.g. $\alpha\text{-FeSe}$, LiFeAs , LaFeAs(O,F) , $(\text{Ba,K})\text{Fe}_2\text{As}_2$ for (a), (b), (c), and (d) respectively) and/or $T = \text{Ni}$ (See table 1 for compounds with structures of (c), (d), (e), and (f)). All have in common the T_2X_2 structural element highlighted in the figure. RE = Rare Earth. (g) illustrates the same structural element in the borocarbide structure.

Table 1: Properties of Ni-based superconductors which possess a common Ni₂X₂ structural unit. Samples are polycrystalline unless otherwise noted.

	T _c (K)	H _{c2} (0) (T)	H _{c1} (Oe)	γ _{exp} (mJ/mol -Ni K ²)	γ _{th} (mJ/mol -Ni K ²)	λ	Θ _D (K) ^f	ΔC/γT	refs
LaNiPO ^s	4.3 ^{b,e}	~0.2 ^{d,e}	25@1.8K ^e		3.32				2,3,28
La ₃ Ni ₄ P ₄ O ₂	2.2 ^f	0.59 ^d	520 ^e	6.22		0.5 ^a	357	1.25	8
BaNi ₂ P ₂ ^s	2.7 ^d	0.16 ^{g,c} , 0.065 ^{h,c}	50@2K ^{eg} , 80@2K ^{ec}		4.66				9,29,30
SrNi ₂ P ₂ ^s	1.4 ^f	0.039 ^{f,g,h}	88 ^f	7.5	3.72 ⁱ	1.02 ^j	348	1.27	10,29
LaNiAsO	2.75 ^b	~0.2 ^e	15@1.8K ^e		3.81				11,36
LaNiAs(O ₂ F)	3.8 ^{b,f}	4.6 ^b		7.3		0.92 ^{j,k}		1.9	12
(La,Sr)NiAsO	3.7 ^b	5.5 ^b							13
BaNi ₂ As ₂ ^s	0.68 ^f	0.11 ^{f,g}	5 ^f	6.15	4.19 ⁱ	0.47 ^j	206	1.31	14,31, 32
SrNi ₂ As ₂ ^s	0.62 ^f	0.015 ^{g,c} , 0.021 ^{h,c}		4.35			244		15
LaNiBiO _{1-x}	4.25 ^b	~3 ^b			5.39				16,33
GdNiBiO	4.5 ^b	2.5 ^b							17
La ₃ Ni ₄ Si ₄	1.0 ^f	1.2 ^b	107 ^e	9.23		0.4 ^a	321	1.32	18,34
La ₃ Ni ₄ Ge ₄	0.7 ^f	0.26 ^b	68 ^e	8.63		0.4 ^a	256	0.95	18,34

^a = from McMillan formula³⁵

^b = determined by resistive onset

^c = determined by resistive midpoint

^d = determined by ρ=0

^e = determined by magnetization measurements

^f = determined by C_p

^g = H//ab

^h = H//c

ⁱ = does not fully account for the structural transformation from the ThCr₂Si₂ structure

^j = (λ = γ_{exp}/γ_{th} - 1)

^k = use γ_{th} from LaNiAsO

^s = single crystal

A major question is whether any competing phases such as magnetism can be found in the Ni-based systems. Early calculations suggested that both the Ni- and Fe-compounds are in close proximity to a magnetic instability³⁶. A few systems show structural transitions, such as BaNi₂As₂ and SrNi₂P₂. By analogy with AFe₂As₂ (A=Ba, Sr, Eu, Ca)^{37,38,39,40,41}, one can speculate whether the structural transition coincides with a magnetic transition. However, to date

there is no evidence for magnetism (by which we mean long range order, evidence for magnetic moments on the Ni-sites, and/or fluctuations indicating proximity to magnetic order) in any of the Ni-based systems. The one exception is $\text{La}_3\text{Ni}_4\text{P}_4\text{O}_2$ which displays an enhanced Wilson ratio⁸, and therefore, may be close to a ferromagnetic instability. Preliminary neutron scattering measurements⁴² have placed a weak upper limit of $1\mu_B$ in BaNi_2As_2 based on the lack of \mathbf{Q} dependence to the observed nuclear Bragg peaks. More importantly, ^{31}P NMR failed to observe any magnetism in SrNi_2P_2 ¹⁰. Consequently, it appears that magnetism is very weak (if at all present) in the Ni-based systems.

System specific studies/properties:

BaNi₂As₂

Single crystals of BaNi_2As_2 have been grown by both Pb flux¹⁴ and NiAs flux⁴³. The superconducting transition temperature as well as the structural transition temperature is independent of the growth technique, indicating that site substitution by the Pb flux, as occurs in BaFe_2As_2 ²⁶, does not occur here. BaNi_2As_2 has a structural transition at 130 K that causes very strong twinning. It has been identified as a tetragonal to triclinic structural transition⁴³, and contrary to other structural transitions in the ThCr_2Si_2 structure, it is relatively insensitive to pressure and there is no enhancement of superconductivity up to 2.5 GPa⁴⁴. Due to the similarity of the structural transition to the ones found in AFe_2As_2 ($\text{A} = \text{Ba}, \text{Sr}, \text{Ca}, \text{Eu}$), it was suggested that magnetism may also be involved in the transition. However, as mentioned above, to date there has been no evidence for magnetism in any of the Ni-based systems.

Bulk superconductivity in BaNi_2As_2 at $T_c = 0.68$ K is well established by heat capacity, AC magnetic susceptibility, thermal conductivity, and resistivity. From the thermal conductivity data and band structure calculations a mean free path $\ell = 70\text{\AA}$ is estimated, which places

BaNi₂As₂ in the dirty limit ($\ell/\xi < 1$) when compared with the coherence length $\xi = 550 \text{ \AA}$ estimated from H_{c2} . The heat capacity data in figure 2a can be integrated and the change in free energy equated to the thermodynamic critical field. This gives a thermodynamic critical field $H_c = 73.1 \text{ Oe}$. Thus, from the relationships $\kappa = H_{c2}/\sqrt{2}H_c = H_c/\sqrt{2}H_{c1} = \lambda/\xi$, one finds BaNi₂As₂ is a type II superconductor with $\kappa = 11$, $H_{c1} = 5 \text{ Oe}$ and $\lambda = 6000 \text{ \AA}$.

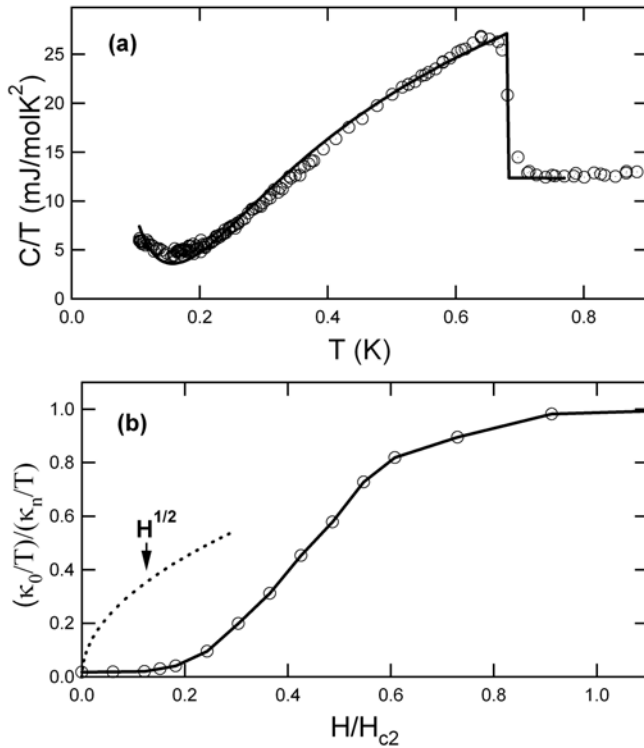


Figure 2. (a) Heat capacity data of BaNi₂As₂ which is well fit (solid line) by an s-wave BCS expression plus a low temperature nuclear Schottky term (discussed in ref³¹). (b) Field dependence of the residual linear term κ_0/T of the thermal conductivity normalized by the normal state value above H_{c2} . The concave dependence is anticipated for fully gapped superconductors, while convex behavior is expected for superconductors with nodes in the superconducting order parameter. Specifically, \sqrt{H} is expected for line nodes as shown by the dashed line.

As shown in figure 2, the heat capacity data is well fit by a BCS s-wave expression, and more importantly the thermal conductivity shows concave field dependence of the residual linear term κ_0/T . This is strong evidence that BaNi₂As₂ is a fully gapped superconductor³¹, as

nodal planes would create an easily distinguishable convex field dependence to the thermal conductivity (e.g. $\kappa_0/T \propto \sqrt{H}$ for line nodes). Furthermore, as can be seen in Figure 4, the Fermi surface is sufficiently complex to rule out the possibility that the nodal planes (for example of an s_{\pm} state) simply fail to intersect the Fermi surface, as has been argued to occur in the Fe-based systems.

EuNi₂As₂

While both BaNi₂As₂ and SrNi₂As₂ are superconducting near 0.65 K, from resistivity data (not shown)⁴⁵ EuNi₂As₂ is not superconducting down to 0.03 K despite Eu²⁺ having a similar ionic size to Sr²⁺. In EuFe₂As₂, the Eu moments order antiferromagnetically at 20 K⁴⁶. With K doping on the Eu site both the magnetic ordering of the Eu moment, and the AF ordering of the Fe moments is suppressed, and superconductivity at 32 K is observed⁴⁷. (The value of T_c is similar to that of K-doped SrFe₂As₂.) However, with Ni doping on the Fe site the SDW transition associated with the magnetic moments on the Fe sites can be fully suppressed, but the magnetic moments on the Eu site remain ordered at roughly 18 K (although they switch to ferromagnetic order) and no superconductivity is observed down to 2K⁴⁸. It appears that the ordering of the Eu²⁺ moments prevents the occurrence of superconductivity in the doped EuFe₂As₂ compound. This is also the case for the Ni-analog. In EuNi₂As₂ the onset of antiferromagnetic order of the Eu moments at 14 K^{49,50} is too strong for superconductivity to occur in the Ni₂As₂ sublattice down to 30mK (a factor of 20 times smaller than T_c for SrNi₂As₂).

SrNi₂P₂

SrNi₂P₂ is unique among the Ni-based systems in the ThCr₂Si₂ structure as it also undergoes a structural transition into the so-called collapsed tetragonal phase at relatively low

pressures^{51,52}. At room temperature this occurs at 4kbar. CaFe_2As_2 possesses a similar structural transition under pressure⁵³, and depending on the pressure transmitting medium used, one does^{54,55} or does not⁵⁶ find evidence for superconductivity. At ambient pressure SrNi_2P_2 undergoes a structural phase transition at 325 K from a high temperature tetragonal to low temperature orthorhombic structure, which may be thought of as a precursor to the collapsed tetragonal phase. At low temperature, some of the P atoms in neighboring planes possess a strongly bonded configuration, whereas they are all weakly bonded to each other at high temperatures. Superconductivity is found at $T_c = 1.4$ K at ambient pressure. With applied pressure, all the P atoms adopt a strongly bonded configuration as the system enters the “collapsed tetragonal” phase which has the same symmetry (but smaller volume and presumably more 3D) as the high temperature tetragonal phase at ambient pressure. Superconductivity is still observed in this collapsed tetragonal state, although the transition temperature is substantially reduced compared to the ambient pressure result¹⁰ (e.g. $T_c = 0.6$ K at 7.3 kbar). This supports the notion that reduced dimensionality is better for superconductivity.



$\text{La}_3\text{Ni}_4\text{P}_4\text{O}_2$ is a particularly interesting compound in the family of Ni-based superconductors. The structure is that of alternating layers of LaNiPO and LaNi_2P_2 . The former is a superconductor with $T_c = 4.3$ K, while the latter does not superconduct down to 1.8 K. One would anticipate that the dimensionality of $\text{La}_3\text{Ni}_4\text{P}_4\text{O}_2$ lies between LaNiPO (more 2-D) and LaNi_2P_2 (more 3-D), and with a $T_c = 2.2$ K $\text{La}_3\text{Ni}_4\text{P}_4\text{O}_2$ could be used to support the argument that reduced dimensionality is a means for achieving higher transition temperatures. However, initial band structure calculations contradict the naïve assumption that $\text{La}_3\text{Ni}_4\text{P}_4\text{O}_2$ is

electronically more 3-D than LaNiPO^{57} . Thus, more work is clearly needed to understand the relation of superconductivity in the $(\text{LaNi}_2\text{P}_2)_m(\text{LaNiPO})_n$ family of compounds.

Doping Studies

Relatively little has been done with regards to chemical substitution in Ni-based systems. However, the effects of doping on LaNiAsO are remarkable. Both hole doping with Sr replacing La^{13} , and electron doping with F replacing O^{12} *increases* the superconducting transition temperature as shown in figure 3. Furthermore, H_{c2} is also increased by a factor of nearly 20 in the doped system compared to the LaNiAsO parent compound. Interestingly, the pressure dependence of T_c is non-monotonic for both LaNiPO and LaNiAsO^{58} , an unusual behavior for conventional superconductors below 25kbar and resembling that of $\text{LaFeAs}(\text{O},\text{F})^{59}$. Sr doping into GdNiBiO also has a slight increase in T_c^{17} . This dependence on doping is highly unusual. Furthermore, there is no indication from band structure calculations (such as the chemical potential of the parent LaNiAsO compound lying at a local minimum in the density of states) to anticipate such an effect. More work is needed to understand this behavior. For completeness, we mention that several substitution studies have also been performed on SrNi_2P_2 , but only the influence on the structural transition was investigated⁶⁰.

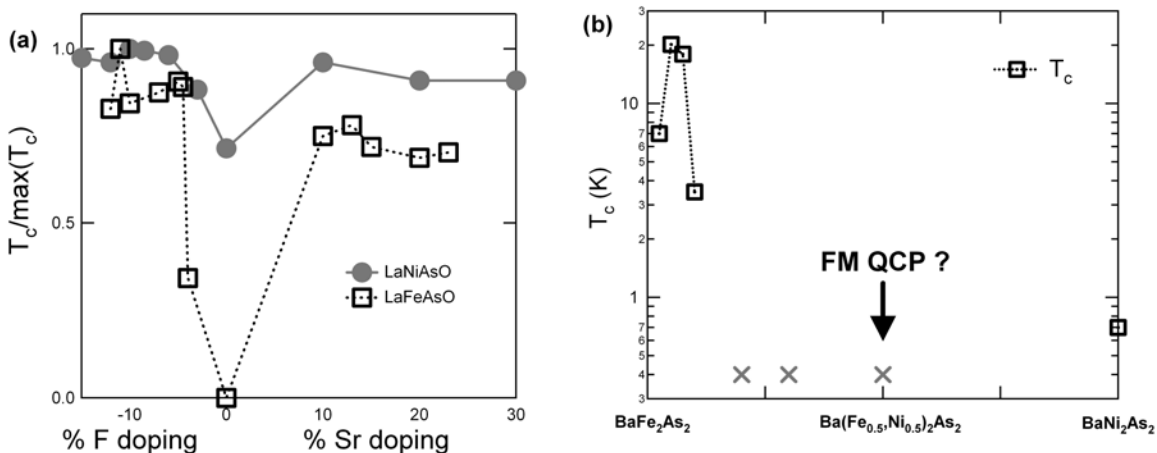


Figure 3. (a) Doping phase diagram of (La,Sr)TAs(O,F) (T = Ni or Fe). Values reproduced from refs ^{1,12,13,61}. (b) Doping phase diagram of Ba(Fe,Ni)₂As₂. × - indicate lowest temperature measured without observation of superconductivity. Values reproduced from refs ^{14,43,62}

Electronic Structure

With Ni having 2 additional electrons relative to Fe, the band structures of Ni-based compounds^{16,28,30,32,33,36,57, 63,64,65} are reasonably approximated by a rigid band shift relative to the Fe analogs. A consequence of this is that the Fermi surfaces of these compounds can differ rather markedly, and the carrier density is much larger in the Ni-analogs⁶⁶. The small pockets which existed in the Fe compound now are larger sheets crossing through much of the Brillouin zone (see figure 4), which has important consequences for several proposed order parameter symmetries such as the s_{\pm} state.

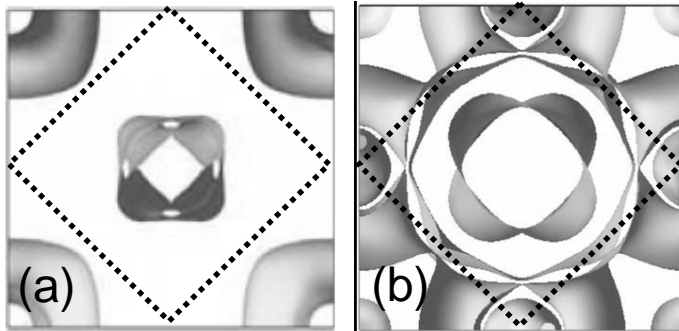


Figure 4: Fermi surface differences from Fe compounds to Ni compounds, here for (a) BaFe₂As₂ from ref. ⁶⁷ and (b) BaNi₂As₂ from ref ³² projected onto the ab-plane. Dashed line indicates the surface where the superconducting order parameter is expected to change sign in the s_{\pm} pairing state. Note that in (a) it does not intersect the Fermi surface, and thus the system will be fully gapped even in the s_{\pm} state, while in (b) gapless (nodal) excitations are expected.

Band structure calculations also indicate a Van-Hove singularity in the density of states at an intermediate doping level between the Fe- and Ni-end members, which by a simple Stoner criteria suggests a ferromagnetic instability. Co lies between Fe and Ni on the periodic table, and indeed, LaCoAsO and LaCoPO are ferromagnets ($T_C = 66$ K and 43 K respectively)^{68,69}, while

BaFeNiAs₂ and BaCo₂As₂ are suggested to lie in close proximity to a FM quantum critical point^{43,70} (see figure 3b). The Sommerfeld coefficient of the latter two compounds is more than a factor of 2 larger than either BaFe_{1.4}Ni_{0.6}As₂ or BaNi₂As₂, consistent with the enhanced density of states from the Van-Hove singularity.

The phase diagram in figure 3b also highlights the two biggest differences already alluded to between the Fe-based systems and the Ni-based systems. Namely, in the Fe-based systems the parent compounds possess antiferromagnetism, which is suppressed with doping or pressure giving way to a dome of superconductivity. In the Ni compounds the parent compounds themselves superconduct, and there is no evidence to date for any proximity to magnetism (aside from the enhanced Wilson ratio in La₃Ni₄P₄O₂⁸), despite early calculations which suggested that they also lie close to a magnetic instability³⁶. The other big difference is the roughly factor of 20 difference between the T_c of the doped Fe system to that of the Ni analog. In fact, this is the basis on which band structure calculations claim that the Fe-systems must be unconventional, while the Ni ones may not be. Not surprisingly, calculations of the phonon spectra and the $\alpha^2F(\omega)$ function provide sufficient glue ($\lambda = 0.58$ and 0.76 for LaNiPO and BaNi₂As₂, respectively) to produce transition temperatures up to 4 K, sufficiently above the observed transition temperatures^{28,32}. However, one cannot account for the magnitude of T_c in the Fe-based systems via phonon mediated pairing with similar calculations^{71,72}.

Surprisingly the renormalization effects on the electronic structure between the Fe- and Ni-end members appear to be similar. dHvA results on AFe₂As₂⁷³, LaFePO⁷⁴, and BaNi₂P₂⁶³ all suggest a mass renormalization $m_{\text{exp}}/m_{\text{band}} \sim 2$. In the case of the Fe compounds, this result is supported by ARPES measurements⁷⁵. Heat capacity measurements also generally support a mass renormalization of 2 in most cases for both systems (see table 1 for the Ni-compounds).

Whether the experimentally measured mass renormalization is predominantly due to phonons or contains additional correlation effects is currently unknown. It would be interesting to see if calculations including correlation effects such as DMFT would also support a correlated state in the Ni-based compounds as it has for the Fe-based systems⁷⁶. It should be noted that the theoretically stable position of the pnictide atom relative to the Ni plane (the z parameter) agrees with the experimentally measured position. This supports the experimental results that magnetism and/or spin fluctuations do not appear relevant for the Ni-based compounds.

Structure-Property relationships

An empirical method for finding superconductors with higher T_c , is to identify structure-property relations that correlate with T_c . With this in mind, we list several structural parameters of the Ni-based superconductors in Table 2. So far, clear structure- T_c relationships have been difficult to identify in the FeAs systems. Perhaps the best correlation to date has been in the ZrCuSiAs structure type, where T_c appears to be a smoothly varying function of the As-Fe-As bond angle, with the optimum T_c obtained close to the ideal tetrahedral angle of 109.5° ⁷⁷. It is noted that all of the Ni-based systems have an angle above 117° and are thus consistent with smaller T_c s, The exception to this are the borocarbides (discussed below), which are strikingly much closer to the ideal tetrahedral angle.

Table 2. Structural parameters of Ni based SC's in order of descending transition temperatures. c' (and V') is the distance (and corresponding volume) between neighboring Ni_2X_2 planes.

	a (Å)	c' (Å)	V' (Å ³)	c'/a	d_{Ni-Ni} (Å)	d_{Ni-X} (Å)	\angle_{XNiX}	refs
LuNi ₂ B ₂ C	3.464	5.316	63.78	1.53	2.449	2.102	110.94	⁷⁸
LaNiPO	4.0453	8.1054	132.6	2.004	2.86	2.265	126.5	³
GdNiBiO								
LaNiBiO _{1-x}	4.073	9.301	154.3	2.284	2.880			¹⁶
LaNiAsO	4.1231	8.1885	139.2	1.986	2.915	2.3463	122.95	¹¹
BaNi ₂ P ₂	3.947	5.91	92.071	1.497	2.791	2.259	121.7	⁵¹
La ₃ Ni ₄ P ₄ O ₂	4.0107	8.232, 4.858	132.4, 78.2	2.052, 1.211	2.836	2.271, 2.306	120.8, 124.0	⁸
SrNi ₂ P ₂	3.951 ^b	5.216 ^b	81.42 ^b	1.320 ^b	2.800 ^b	2.247- 2.299	117.82- 123.68	⁵¹
La ₃ Ni ₄ Si ₄	4.131, 4.176 ^a	11.79	203.4	2.839	2.938	2.427, 2.372	118.68, 121.06	⁷⁹
La ₃ Ni ₄ Ge ₄	4.202, 4.217 ^a	12.02	213.0	2.85	2.989	2.447, 2.421	119.55, 121.46	⁷⁹
BaNi ₂ As ₂	4.142	5.825	99.9	1.406	2.929	2.405	118.86	⁸⁰
SrNi ₂ As ₂	4.154	5.145	88.78	1.239	2.937	2.377	121.82	⁸¹

^a = a and b lattice parameters for the orthorhombic structure

^b = averaged parameters for low T structure

It is remarkable that despite the huge difference in T_c , several trends of T_c across different compounds appear to be similar in Ni- and Fe-based systems. For example, T_c in the LaNiAsO system increases with both hole and electron doping, and roughly to the same value. While the parent compound LaFeAsO is not superconducting, both hole and electron doping produces very similar behavior to the Ni-compound as illustrated in figure 3a. It is also noted that in going from LaTXO to BaT₂X₂ to SrT₂X₂ to CaT₂X₂ a monotonic suppression in T_c is observed whether (T,X) = hole doped (Fe,As), (T,X) = (Ni,As), or (T,X) = (Ni,P), which can be seen in the columns of table 3. One possible origin for this trend is that dimensionality is reduced across this series. Arguments for reduced dimensionality enhancing T_c in the Fe-based materials have already been made⁸², and are consistent with specific theoretical models⁸³ and empirical trends

in other material classes⁸⁴⁸⁵. In this review we have suggested similar rationales to understand several observations in the Ni compounds (specifically $\text{La}_3\text{Ni}_4\text{P}_4\text{O}_2$ and SrNi_2P_2 ¹⁰). To understand the dimensionality between compounds mentioned above we note that the ThCr_2Si_2 structure is more 3D than the ZrCuSiAs structure, and one would anticipate increased 3-dimensionality in going from Ba to Sr to Ca as the smaller ionic size allows the T_2X_2 planes to increase hybridization along the c-axis relative to the ab-plane, as evidenced by the shrinking c/a ratio. To see if this hypothesis of increased dimensionality is indeed the dominant factor in reducing T_c from LaTXO to BaT_2X_2 to SrT_2X_2 to CaT_2X_2 , requires more detailed study into the electronic structure of these compounds. These observations also suggest that the synthesis of SmNiPO or ANiPF ($A=\text{Ca, Sr, Ba}$) may produce the highest T_c of any Ni-based system to date.

Table 3: Comparison of superconducting transition temperatures across families in the ZrCuSiAs and ThCr_2Si_2 structure. Note the monotonically decreasing dependence of T_c in going either across a row or down a column. Values for the ($T = \text{Fe, X} = \text{As}$) column are obtained from doped samples. Values from refs^{5,39,59,86} and table 1.

	T=Fe, X=As	T=Ni, X=P	T=Ni, X=As
LaTXO	43 K	4.3 K	2.75 K
BaT ₂ X ₂	38 K	2.7 K	0.68 K
SrT ₂ X ₂	37 K	1.4 K	0.62 K
CaT ₂ X ₂	20 K		

Another perspective looking at table 3 would argue that T_c is monotonically suppressed in going across rows from Fe_2As_2 to Ni_2P_2 to Ni_2As_2 planes irrespective of the host structure. To understand this, it may be important to recognize that conventional superconductivity is a low energy theory, for which the electronic structure above the cutoff frequency of the bosonic spectrum (typically chosen to be the phonon Debye frequency) is irrelevant. Band structure calculations show that the electronic structure near the Fermi energy is composed primarily of states from the T_2X_2 planes for both Ni-based and Fe-based systems. Consequently, aside from

fine tuning of the electronic and magnetic structure it is perhaps not surprising that variations in the structure outside the T_2X_2 planes have relatively smaller effects on T_c (aside from possibly tuning the dimensionality) than if the atoms within the T_2X_2 planes are substituted. In other words, T_c which is determined by the bosonic spectrum, the quasiparticle spectrum, the coupling between them, and the electronic correlations is essentially set by the atoms of the T_2X_2 planes and just so happen to conspire such that it is an intrinsic property that electron pairs condense more easily in Fe_2As_2 layers, versus Ni_2P_2 layers, versus Ni_2As_2 layers. Thus, when comparing across these series it is a relatively minor effect whether layers of LaO, Ba, Sr, or Ca is used as the structural glue to hold the T_2X_2 layers together.

Implications for similar and different pairing mechanisms.

If the Ni compounds do indeed have the same pairing mechanism as the Fe compounds, but simply are not as well optimized for superconductivity, the fully gapped nature of the $BaNi_2As_2$ implies that the s_{\pm} state would be exceedingly difficult to realize. The reason is that due to the more complex Fermi surface in the $BaNi_2As_2$ system, it is much more difficult to find a nodal plane which does not intersect the Fermi surface in $BaNi_2As_2$. Hence, the s_{\pm} state is not supported by the results on the nickel compounds to date.

On the other hand, even if the pairing mechanisms are different, one can ask about the many empirical similarities that still exist between the Fe-based systems and the Ni-based systems. Perhaps, this is simply a statement of the notion that some crystal structures just happen to be good for superconductivity. For example the Perovskite structure supports d-wave $((La,Ba)_2CuO_4)^{19}$, p-wave $(Sr_2RuO_4)^{20}$, and s-wave $((Ba,K)BiO_3)^{21}$ pairing symmetries, while the $ThCr_2Si_2$ structure, in which all the transition-metal pnictide superconductors share a common

T_2X_2 structural element, is already known to support spin-mediated (ie $CePd_2Si_2$), valence-fluctuation-mediated ($CeCu_2(Si,Ge)_2$)⁸⁷, and phonon-mediated (ie. $LaPd_2Ge_2$)⁸⁸ superconductivity. There is no clear reason why this should be the case. The great variations in the electronic structure, bosonic fluctuation spectrum, not to mention the coupling between them and correlation effects within a given crystal structure seems at odds with the notion that a particular crystal structure would generally be favorable to superconductivity. However, perhaps this empirical observation hints at a deeper relation between crystal structure and the physical properties such as screening or electron-boson coupling which control superconductivity.

Relationship to the borocarbides

We briefly discuss the nickel borocarbides and boronitrides, as they also contain Ni_2X_2 ($X=B$) planes as shown in figure 1g which would suggest that they may be related to the other Ni-based superconductors we have discussed above. The borocarbide systems have relatively high T_c s (ie. 16.5 K for $LuNi_2B_2C$)²², and there is no magnetism associated with the Ni atoms (magnetism when present is due to the rare earths atoms in the structure, similar to $REFeAsO$ or $EuNi_2As_2$). One potentially significant difference is that the ionic nature of the $(T_2Pn_2)^{2-}$ ($T = Fe, Ni$; $Pn = pnictide$) is presumably altered for the Ni_2B_2 planes. The pairing symmetry is still unresolved with reports both for and against unconventional superconductivity⁸⁹. Future work will hopefully, help clarify the relationship between the structurally similar borocarbides and boronitrides, to the Ni_2X_2 ($X=P, As, Bi, Si, Ge$) systems. It would certainly also be interesting if a Fe, Ru, or Os borocarbide superconductor could be found.

Conclusions and open questions:

Clearly, more work is needed to elucidate the relationship between Fe-based and Ni-based pnictides. The fact that so many Ni analogs of the Fe superconductors also superconduct and vice versa suggests several interesting materials to attempt to synthesize including $\text{La}_3\text{Fe}_4\text{P}_4\text{O}_{20}$, AFe_2P_2 ($\text{A} = \text{Ba}, \text{Sr}, \text{Ca}$), Fe-, Ru-, or Os- based borocarbides, LiNiPn , SrNiPnF ($\text{Pn} = \text{pnictide}$), and $\text{La}_3\text{Fe}_4\text{X}_4$ ($\text{X} = \text{chalcogenide}$) to name a few. Direct comparisons of similar techniques on both the Fe- and Ni-based systems, would be particularly helpful to determine the relationship between the two families of superconductors. This suggests performing NMR, ARPES, penetration depth, and DMFT calculations on the Ni-systems.

In conclusion, we have shown that the stoichiometric compounds containing Ni_2X_2 ($\text{X} = \text{pnictide}$ or chalcogenide) planes when examined outside the context of the FeAs superconductors appear to be conventional BCS phonon-mediated superconductors. The strongest evidence for which is from field dependent thermal conductivity measurements on BaNi_2As_2 ³¹. However, the increase of T_c with doping in LaNiAsO , the similar mass renormalization to the Fe-analogs in the absence of magnetism, and the similar structure-property relations between the two remain to be understood.

Acknowledgements:

We thank our collaborators R.J. Cava, H. Lee, H. Nakote, A. Schultz, B.L. Scott, D.J. Singh, A. Subedi, and H. Volz, for experimental assistance and fruitful discussions. We also thank D.J. Singh for permission to create figure 4. Work at Los Alamos was performed under the

auspices of the US DOE. Research at ORNL sponsored by the Division of Materials Science and Engineering, Office of Basic Energy Science.

References:

- ¹ Y. Kamihara, T. Watanabe, M. Hirano, H. Hosono, *J. Am. Chem. Soc.* **130**, 3296 (2008)
- ² T. Watanabe, H. Yanagi, T. Kamiya, Y. Kamihara, H. Hiramatsu, M. Hirano, H. Hosono, *Inorg. Chem.* **46**, 7719 (2007)
- ³ M. Tegel, D. Bichler, D. Johrendt, *Solid State Sci.* **10**, 193 (2008)
- ⁴ Z.-A. Ren, W. Lu, J. Yang, W. Yi, X.-L. Shen, Z.-C. Li, G.-C. Che, X.-L. Dong, L.-L. Sun, F. Zhou, Z.-X. Zhou, *Chin. Phys. Lett.* **25**, 2215 (2008)
- ⁵ M. Rotter, M. Tegel, D. Johrendt, *Phys. Rev. Lett.* **101**, 107006 (2008)
- ⁶ X.C. Wang, Q.Q. Liu, Y.X. Lv, W.B. Gao, L.X. Yang, R.C. Yu, F.Y. Li, C.Q. Jin, *Solid State Comm.* **148**, 538 (2008)
- ⁷ F.C. Hsu, J.-Y. Luo, K.-W. Yeh, T.-K. Chen, T.-W. Huang, P.M. Wu, Y.-C. Lee, Y.-L. Huang, Y.-Y. Chu, D.-C. Yan, M.-K. Wu, *Proc. Natl. Acad. Sci. U.S.A.* **105**, 14262 (2008)
- ⁸ T. Klimczuk, T.M. McQueen, A.J. Williams, Q. Huang, F. Ronning, E.D. Bauer, J.D. Thompson, M.A. Green, R.J. Cava, *Phys. Rev. B*, **79**, 012505 (2009)
- ⁹ T. Mine, H. Yanagi, T. Kamiya, Y. Kamihara, M. Hirano, H. Hosono, *Solid State Comm.* **147**, 111 (2008)
- ¹⁰ F. Ronning, E.D. Bauer, T. Park, S.-H. Baek, H. Sakai, J.D. Thompson, *ArXiv:0902.0663* (2009)
- ¹¹ T. Watanabe, H. Yanagi, Y. Kamihara, T. Kamiya, M. Hirano, H. Hosono, *J. Solid State Chem.* **181**, 2117 (2008)
- ¹² Z. Li, G.F. Chen, J. Dong, G. Li, W.Z. Hu, D. Wu, S.K. Su, P. Zheng, T. Xiang, N.L. Wang, J.L. Luo, *Phys. Rev. B* **78**, 060504(R) (2008)
- ¹³ L. Fang, H. Yang, P. Cheng, X. Zhu, G. Mu, H.-H. Wen, *Phys. Rev. B* **78**, 104528 (2008)
- ¹⁴ F. Ronning, N. Kurita, E.D. Bauer, B.L. Scott, T. Park, T. Klimczuk, R. Movshovich, J.D. Thompson, *J. Phys.: Condens. Matter* **20**, 342203 (2008)
- ¹⁵ E.D. Bauer, F. Ronning, B.L. Scott, J.D. Thompson, *Phys. Rev. B* **78**, 172504 (2008)
- ¹⁶ V.L. Kozhevnikov, O.N. Leonidova, A.L. Ivanovskii, I.R. Shein, B.N. Goshchitskii, A.E. Karkin, *ArXiv:0804.4546*, (2008)
- ¹⁷ J. Ge, S. Cao, J. Zhang, *ArXiv:0807.5045* (2008)
- ¹⁸ H. Fujii, S. Kasahara, *J. Phys.: Condens. Matter* **20**, 075202 (2008)
- ¹⁹ J.G. Bednorz and K.A. Muller, *Z. Physik B*, **64**, 189 (1986)
- ²⁰ Y. Maeno, H. Hashimoto, K. Yoshida, S. Nishizaki, T. Fujita, J. G. Bednorz, F. Lichtenberg, *Nature* **372**, 532 (1994)
- ²¹ R. J. Cava, B. Batlogg, J. J. Krajewski, R. Farrow, L. W. Rupp, A. E. White, K. Short, W. F. Peck, T. Kometani, *Nature* **332**, 814 (1988)
- ²² R.J. Cava, H. Takagi, H. W. Zandbergen, J. J. Krajewski, W. F. Peck, T. Siegrist, B. Batlogg, R. B. van Dover, R. J. Felder, K. Mizuhashi, J. O. Lee, H. Eisaki, S. Uchida, *Nature* **367**, 252 (1994)
- ²³ R. Nagarajan, C. Mazumdar, Z. Hossai, S.K. Dhar, K.V. Gopalakrishnan, L.C. Gupta, C. Godart, B.D. Padalia, R. Vijayaraghavan, *Phys. Rev. Lett.* **72**, 274 (1994)
- ²⁴ R.J. Cava, H. W. Zandbergen, B. Batlogg, H. Eisaki, H. Takagi, J. J. Krajewski, W. F. Peck, E. M. Gyorgy, S. Uchida, *Nature* **372**, 245 (1994)
- ²⁵ See e.g. chapter by K. Maki in R.D. Parks, *Superconductivity*, (Marcel Dekker, Inc., New York, 1969)
- ²⁶ N. Ni, S. L. Bud'ko, A. Kreyssig, S. Nandi, G.E. Rustan, A.I. Goldman, S. Gupta, J.D. Corbett, A. Kracher, P.C. Canfield, *Phys. Rev. B* **78** 014507 (2008)
- ²⁷ T. Ebel, W. Jeitschko, *J. Solid State Chem.* **116**, 307 (1995); S. Bobev, S.-Q. Xia, E.D. Bauer, F. Ronning, J.D. Thompson, J.L. Sarrao, unpublished (2009); A. Mewis, *Z. Naturforsch. B* **35b**, 141 (1980)
- ²⁸ A. Subedi, D.J. Singh, and M.H. Du, *Phys. Rev. B* **78**, 060506 (2008)
- ²⁹ Y. Tomioka, T. Ito, H. Kito, A. Iyo, H. Eisaki, S. Ishida, M. Nakajima, S. Uchida, *J. Phys. Soc. Jpn.* **77SC**, 136 (2008)

-
- ³⁰ I.B. Shameem Banu, M. Rajagopalan, M. Yousuf, P. Shenbagaraman, *J. Alloys and Compounds* **288**, 88 (1999)
- ³¹ N. Kurita, F. Ronning, Y. Tokiwa, E.D. Bauer, A. Subedi, D. J. Singh, J. D. Thompson, R. Movshovich, ArXiv 0811.3426 (2008)
- ³² A. Subedi and D.J. Singh, *Phys. Rev. B* **78**, 132511 (2008)
- ³³ I.R. Shein, V.L. Kozhevnikov, A.L. Ivanovskii, *Phys. Rev. B*, **78**, 104519 (2008)
- ³⁴ S. Kasahara, H. Fujii, H. Takeya, T. Mochiku, A.D. Thakur, K. Hirata, *J. Phys.: Condens. Matter* **20**, 385204 (2008)
- ³⁵ W. L. McMillan, *Phys. Rev.* **167**, 331 (1968)
- ³⁶ G. Xu, W. Ming, Y. Yao, X. Dai, S.-C. Zhang, Z. Fang, *Europhys. Lett.* **82**, 67002 (2008)
- ³⁷ M. Rotter, M. Tegel, D. Johrendt, I. Schellenberg, W. Hermes, R. Poettgen, *Phys. Rev. B* **78**, 020503 (2008)
- ³⁸ C. Krellner, N. Caroca-Canales, A. Jesche, H. Rosner, A. Ormeci, C. Geibel, *Phys. Rev. B*, **78**, 100504(R) (2008)
- ³⁹ G. Wu, H. Chen, T. Wu, Y.L. Xie, Y.J. Yan, R.H. Liu, X.F. Wang, J.J. Ying, X.H. Chen, *J. Phys.: Condens. Matter* **20**, 422201 (2008)
- ⁴⁰ N. Ni, S. Nandi, A. Kreyssig, A.I. Goldman, E.D. Mun, S.L. Budko, P.C. Canfield, *Phys. Rev. B* **78**, 014523 (2008)
- ⁴¹ F. Ronning, T. Klimczuk, E.D. Bauer, H. Volz, J.D. Thompson, *J. Phys.: Condens. Matter* **20**, 322201 (2008)
- ⁴² H. Nakote, private communication
- ⁴³ A.S. Sefat, R. Jin, M. A. McGuire, B. C. Sales, D. Mandrus, F. Ronning, E. D. Bauer, Y. Mozharivskyj, ArXiv 0901.0268 (2009)
- ⁴⁴ T. Park, unpublished (2009)
- ⁴⁵ N. Kurita, unpublished (2009)
- ⁴⁶ Z. Ren, Z. Zhu, S. Jiang, X. Xu, Q. Tao, C. Wang, C. Feng, G. Cao, Z. Xu, *Phys. Rev B*, **78**, 052501 (2008); H. S. Jeevan, Z. Hossain, D. Kasinathan, H. Rosner, C. Geibel, P. Gegenwart, *Phys. Rev B*, **78**, 052502 (2008)
- ⁴⁷ H. S. Jeevan, Z. Hossain, D. Kasinathan, H. Rosner, C. Geibel, P. Gegenwart, *Phys. Rev B*, **78**, 092406 (2008)
- ⁴⁸ Z. Ren, X. Lin, Q. Tao, S. Jiang, Z. Zhu, C. Wang, G. Cao, Z. Xu, ArXiv:0810.2595 (2008)
- ⁴⁹ H. Raffius, E. Mörsen, B.D. Mosel, W. Müller-Warmuth, W. Jeitschko, L. Terbüchte, T. Vomhof, *J. Phys. Chem. Solids*. **54**, 135 (1993)
- ⁵⁰ E.H. El Ghadraoui, J.Y. Pivan, R. Guérin, O. Pena, J. Padiou, M. Sergent, *Mater. Res. Bull.* **23**, 1345 (1988)
- ⁵¹ V. Keimes, D. Johrendt, A. Mewis, C. Huhnt, W. Schlabit, *Z. anorg. allg. Chem.* **623**, 1699 (1997).
- ⁵² C. Huhnt, W. Schlabit, A. Wurth, A. Mewis, M. Reehuis, *Phys. Rev. B* **56**, 13796 (1997)
- ⁵³ A. Kreyssig, M.A. Green, Y. Lee, G.D. Samolyuk, P. Zajdel, J.W. Lynn, S.L. Budko, M.S. Torikachvili, N. Ni, S. Nandi, J. Leao, S.J. Poulton, D.N. Argyriou, B.N. Harmon, P.C. Canfield, R.J. McQueeney, A.I. Goldman, *Phys. Rev. B* **78**, 184517 (2008)
- ⁵⁴ T. Park, E. Park, H. Lee, T. Klimczuk, E.D. Bauer, F. Ronning, J.D. Thompson, *J. Phys. Cond. Matter* **20**, 322204 (2008).
- ⁵⁵ M.S. Torikachvili, S.L. Budko, N. Ni, P.C. Canfield, *Phys. Rev. Lett.* **101**, 057006 (2008)
- ⁵⁶ W. Yu, A.A. Aczel, T.J. Williams, S.L. Budko, N. Ni, P.C. Canfield, G.M. Luke, *Phys. Rev. B* **79**, 020511(R) (2008)
- ⁵⁷ P. Oppeneer, unpublished (2008)
- ⁵⁸ H. Okada, Y. Takahashi, K. Igawa, K. Arii, H. Takahashi, T. Watanabe, H. Yanagi, Y. Kamihara, T. Kamiya, M. Hirano, H. Hosono, S. Nakano, T. Kikegawa, *J. Phys. Soc. Jpn.* **77SC**, 119 (2008)
- ⁵⁹ H. Takahashi, K. Igawa, K. Arii, Y. Kamihara, M. Hirano, H. Hosono, *Nature*, **453**, 376 (2008)
- ⁶⁰ V. Keimes, A. Hellmann, D. Johrendt, A. Mewis, Th. Woike, *Z. anorg. allg. Chem.* **624**, 830 (1998).
- ⁶¹ H.-H. Wen, G. Mu, L. Fang, H. Yang, X. Zhu, *Europhys. Lett.* **82**, 17009 (2008)
- ⁶² L.J. Li, Y.K. Luo, Q.B. Wang, H. Chen, Z. Ren, Q. Tao, Y.K. Li, X. Lin, M. He, Z.W. Zhu, G.H. Cao, Z.A. Xu, ArXiv :0809.2009 (2008)
- ⁶³ T. Terashima, M. Kimata, H. Satsukawa, A. Harada, K. Hazama, M. Imai, S. Uji, H. Kito, A. Iyo, H. Eisaki, H. Harima, To appear in *J. Phys. Soc. Jpn.*, **78**, No. 3 (2009).
- ⁶⁴ W.-B. Zhang, X.-B. Xiao, W.-Y. Yu, N. Wang, B.-Y. Tang, *Phys. Rev. B*, **77**, 214513 (2008)
- ⁶⁵ E. Gustenau, P. Herzig, A. Neckel, *J. Solid State Chem.* **129**, 147 (1997)
- ⁶⁶ The values of the Hall coefficient R_H reported in ref. 14 must be multiplied by 0.0073.
- ⁶⁷ D.J. Singh, *Phys. Rev. B*, **78**, 094511 (2008)
- ⁶⁸ H. Yanagi, R. Kawamura, T. Kamiya, Y. Kamihara, M. Hirano, T. Nakamura, H. Osawa, H. Hosono, *Phys. Rev. B* **77**, 224431 (2008)

-
- ⁶⁹ A.S. Sefat, M.A. McGuire, R. Jin, B.C. Sales, D. Mandrus, L.M.D. Cranswick, P.W. Stephens, K.H. Stone, *Phys. Rev. B*, **78**, 104505 (2008)
- ⁷⁰ A.S. Sefat, D.J. Singh, R. Jin, M.A. McGuire, B.C. Sales, D. Mandrus, *Phys. Rev. B*, **79**, (2009)
- ⁷¹ L. Boeri, O.V. Dolgov, and A.A. Golubov, *Phys. Rev. Lett.* **101**, 026403 (2008)
- ⁷² I.I. Mazin, D.J. Singh, M.D. Johannes, M.H. Du, *Phys. Rev. Lett.* **101**, 057003 (2008)
- ⁷³ S.E. Sebastian, J. Gillet, N. Harrison, P.H.C. Lau, C.H. Mielke, G.G. Lonzarich, *J. Phys. Condens. Matter*, **20**, 422203 (2008) ; J.G. Analytis, R.D. McDonald, J.-H. Chu, S.C. Riggs, A.F. Bangura, C. Kucharczyk, M. Johannes, I.R. Fisher, ArXiv:0902.1172 (2009); N. Harrison, R.D. McDonald, C.H. Mielke, E.D. Bauer, F. Ronning, J.D. Thompson, ArXiv:0902.1481 (2009)
- ⁷⁴ A.I. Coldea, J. D. Fletcher, A. Carrington, J.G. Analytis, A.F. Bangura, J.-H. Chu, A.S. Erickson, I.R. Fisher, N.E. Hussey, R.D. McDonald, *Phys. Rev. Lett.* **101**, 216402 (2008) ; H. Sugawara, R. Settai, Y. Doi, H. Muranaka, K. Katayama, H. Yamagami, Y. Onuki, *J. Phys. Soc. Japan*, **77**, 113711 (2008)
- ⁷⁵ e.g. D.H. Lu, M. Yi, S.-K. Mo, A. S. Erickson, J. Analytis, J.-H. Chu, D. J. Singh, Z. Hussain, T. H. Geballe, I. R. Fisher, Z.-X. Shen, *Nature*, **455**, 81 (2008)
- ⁷⁶ K. Haule, J.H. Shim, and G. Kotliar, *Phys. Rev. Lett.* **100**, 226402 (2008)
- ⁷⁷ C.H. Lee, T. Ito, A. Iyo, H. Eiasi, H. Kito, M.T. Fernandez-Diaz, K. Kihou, H. Matsuhata, M. Braden, K. Yamada, *J. Phys. Soc. Japan*, **77**, 083704 (2008)
- ⁷⁸ T. Siegrist, H.W. Zandbergen, R.J. Cava, J.J. Krajewski, W.F. Peck Jr. *Nature*, **367**, 254 (1994)
- ⁷⁹ H. Fujii, *J. Phys. Condens. Matter*, **18**, 8037 (2006)
- ⁸⁰ M. Pfisterer and G. Nagorsen, *Z. Naturforsch.* **35b**, 703 (1980); *ibid* **38b**, 811 (1983)
- ⁸¹ A. Mewis and A. Distler, *Z. Naturforsch.* **35b**, 391 (1980)
- ⁸² e.g. M.A. Tanatar, N. Ni, C. Martin, R.T. Gordon, H. Kim, V.G. Kogan, G.D. Samolyuk, S.L. Budko, P.C. Canfield, R. Prozorov, ArXiv 0812.4991 (2008) ; D. Kasinathan, A. Ormeci, K. Koch, U. Burkhardt, W. Schnelle, A. Leithe-Jasper, H. Rosner, ArXiv: 0901.1282 (2009) ; X. Zhu, F. Han, G. Mu, B. Zeng, P. Cheng, B. Shen, H.-H. Wen, *Phys. Rev. B*, **79**, 024516 (2009)
- ⁸³ P. Monthoux and G.G. Lonzarich, *Phys. Rev. B* **63**, 054529 (2001)
- ⁸⁴ N. D. Mathur, F. M. Grosche, S. R. Julian, I. R. Walker, D. M. Freye, R. K. W. Haselwimmer, G. G. Lonzarich, *Nature*, **394**, 39 (1998)
- ⁸⁵ e.g. E. D. Bauer, J. D. Thompson, J. L. Sarrao, L. A. Morales, F. Wastin, J. Rebizant, J. C. Griveau, P. Javorsky, P. Boulet, E. Colineau, G. H. Lander, G. R. Stewart, *Phys. Rev. Lett.* **93**, 147005 (2004); W.A. Little, *Scientific American*, **212**, 21 (1965).
- ⁸⁶ K. Sasmal, B. Lv, B. Lorenz, A.M. Guloy, F. Chen, Y.-Y. Xue, C.-W. Chu, *Phys. Rev. Lett.* **101**, 107007 (2008)
- ⁸⁷ H.Q. Yuan, F.M. Grosche, M. Deppe, C. Geibel, G. Sparn, F. Steglich, *Science*, **302**, 2104 (2003)
- ⁸⁸ G.W. Hull, J.H. Wernick, T.H. Geballe, J.V. Waszczak, J.E. Bernardini, *Phys. Rev. B*, **24**, 6715 (1981)
- ⁸⁹ K. Izawa, K. Kamata, Y. Nakajima, Y. Matsuda, T. Watanabe, M. Nohara, H. Takagi, P. Thalmeier, K. Maki, *Phys. Rev. Lett.* **89**, 137006 (2002); T. Park, M.B. Salamon, E.M. Choi, H.J. Kim, S.-I. Lee, *Phys. Rev. Lett.* **90**, 177001 (2003)