

Systematic fluctuation expansion for neural network activity equations.

Michael A. Buice*

Laboratory of Biological Modeling/NIDDK/NIH, Bethesda, MD, 20892

Jack D. Cowan[†]

University of Chicago, Depts of Mathematics and Neurology, Chicago, IL, 60637

Carson C. Chow[‡]

Laboratory of Biological Modeling/NIDDK/NIH, Bethesda, MD, 20892

July 15, 2019

Abstract

Population rate or activity equations are the foundation of a common approach to modeling for neural networks. These equations provide mean field dynamics for the firing rate or activity of neurons within a network given some connectivity. The shortcoming of these equations is that they take into account only the average firing rate while leaving out higher order statistics

*buicem@niddk.nih.gov

†cowan@math.uchicago.edu

‡carsonc@mail.nih.gov

like correlations between firing. A stochastic theory of neural networks which includes statistics at all orders was recently formulated. We describe how this theory yields a systematic extension to population rate equations by introducing equations for correlations and appropriate coupling terms. Each level of the approximation yields closed equations, i.e. they depend only upon the mean and specific correlations of interest, without an *ad hoc* criterion for doing so. We show in an example of an all-to-all connected network how our system of generalized activity equations captures phenomena missed by the mean fieldrate equations alone.

1 Introduction

Modeling the brain is confounded by the fact that there are a very large number of neurons and the neurons are heterogeneous and individually complex. Given current analytical and computational capabilities, we can either study neuronal dynamics in some biophysical detail for a small or medium set of neurons or consider a large population of abstract simplified neural units. We then can only extrapolate to the desired regime of large numbers of biophysical neurons. In particular, there is a dichotomy between network models that incorporate Hodgkin-Huxley or integrate-and-fire spiking dynamics with models that only include the rate or activity of neural units. While the rate description has yielded valuable insights into many neural phenomena it cannot describe physiological phenomena thought to be important for neural processing such as synchronization, spike-time dependent plasticity or any correlated activity at the spike level. Likewise, it is difficult to analyze or simulate a large network of spiking neurons. Our goal is to derive an intermediate description of neural activity that is complex enough to account for spike level correlations yet simple enough to be amenable to analysis and numerical computation for large networks.

Rate or activity equations have been a standard tool of computational and theoretical neu-

rosience, early important examples being the work of Wilson and Cowan, Cohen and Grossberg, Amari and Hopfield [Wilson and Cowan, 1972, Wilson and Cowan, 1973, Amari, 1975, Amari, 1977, Hopfield, 1984, Cohen and Grossberg, 1983]. Models of this type have been used to study pattern formation, visual hallucinations, content addressable memory and many other problems in the brain [Ermentrout, 1998, Coombes, 2005, Bresslof et al., 2002, Ermentrout and Cowan, 1979, Hopfield, 1984]. Naturally, these equations are so called because they describe the evolution of a neural activity variable often ascribed to the firing rate or synaptic drive of a population of interacting neurons [Ermentrout, 1998]. These equations are considered to represent the neural dynamics averaged over time or population of a more complicated underlying process. In general, these activity equations make an implicit assumption that correlated firing is not important. In essence, it ignores some statistical effects of connectivity. The resulting system is a “mean field theory” which captures the dynamics of the mean firing rate or activity that is independent of the influence of correlations, which in some cases may alter the dynamics considerably. As an example, the effects of synchrony, which have been proposed to be important for neural processing [Gray and Singer, 1989, Beshel et al., 2007] are not included. Here, we give a systematic prescription to extend rate models to account for these effects.

An illustrative analogy can be made to the field of equilibrium statistical mechanics, particularly to systems which exhibit what is called detailed balance (i.e. reactions are balanced locally by reverse reactions). The statistics of such systems (e.g. the Ising model) in thermal equilibrium are described by a partition function, which is an integration over all configurations available to the system. For the Ising model this refers to all possible configurations of the individual spins. The partition function is akin to the generating function for a statistical distribution from which the moments or cumulants can be obtained. For the Ising model the first moment corresponds to the mean magnetization and the second moment describes the mean correlation between the spins. The linear response of the system is the magnetic

susceptibility, which describes the reaction of the system to an external input. In general the partition function cannot be summed or integrated explicitly. However, these moments can be obtained perturbatively by using the method of steepest descents to approximate the partition function. This then yields a systematic expansion and the lowest order is called mean field theory, since all higher cumulants are zero. By computing the expansion to higher order, the effects of correlations and fluctuations can be included.

This procedure requires full knowledge of the underlying microscopic theory that is to be averaged over. In neuroscience, the underlying model is not completely known; it would require full knowledge of the different types of neurons, their membrane and synaptic kinetics, and their synaptic connectivity. However, given a particular mean field theory, one can ask about the minimal constraints this theory places upon the microscopic theory and its asymptotic expansion. Thus, although the full microscopic theory cannot be reconstructed, by constraining the expansion, the mean field theory can dictate the minimal structure of any extension of a set of rate equations. In this paper, we consider well known neural rate equations and deduce the minimal structure we expect for a consistent extension which includes correlations.

Buice and Cowan [Buice and Cowan, 2007] previously adapted a path integral formalism used in nonequilibrium statistical mechanics [Doi, 1976a, Doi, 1976b, Peliti, 1985] to analyze the dynamics of a Markov model for neural firing. They derived a generating functional (expressed as an infinite dimensional path integral), which is specified by an “action” for the complete dynamical distribution of the model and showed that the mean field theory for that system corresponded to a Wilson-Cowan-type rate equation. They then analyzed the scaling properties for the correlations near criticality. They also showed how mean field theory could be corrected by using steepest descents to generate a systematic expansion that describes the effect of correlations. Here, we show that by taking explicit averages of the Markov model a moment hierarchy can be constructed. Each equation in the moment hierarchy is coupled to

higher moments in the hierarchy. The hierarchy can be made useful as a calculational tool for the statistics of the dynamics if it can be truncated. We show that the moment hierarchy and the generating functional are equivalent and that the equations of the hierarchy are the “equations of motion” of the action in the generating functional. The truncation condition for the perturbation series is also a truncation condition for the hierarchy. This provides for both a compact description of network statistics and a natural truncation or closure condition for the hierarchy. We can also show using the path integral formalism that the Markov model is a natural minimal extension of the Wilson-Cowan rate equation.

Approaches to neural network modeling using statistical mechanics are not new [Hopfield, 1982, Hopfield, 1984, Peretto, 1984, Amit et al., 1985]. Those works were largely concerned with models adhering to detailed balance, whereas we make the explicit assumption that neural dynamics admits an absorbing state that violates detailed balance. In the absence of internal activity and external stimulation, there will be no activity in the network. Other studies using a stochastic description of neural dynamics have used mean field self consistency arguments or made assumptions about the form of the fluctuations [Amit and Brunel, 1997b, Amit and Brunel, 1997a, Vreeswijk and Sompolinsky, 1996, Vreeswijk and Sompolinsky, 1998, Gerstner, 1995, Gerstner, 2000, Cai et al., 2004, Gerstner and Kistler, 2002]. Fokker-Planck approaches appear in [Abbott and van Vreeswijk, 1993, Treves, 1993, Fusi and Mattia, 1999, Golomb and Hansel, 2000, N., 2000, Nykamp and Tranchina, 2000, Hansel and Mato, 2003, Brunel and Hansel, while responses of single neurons driven by noise appear in [Plesser and Gerstner, 2000, Salinas and Sejnowski, 2000, Fourcaud and Brunel, 2002, Soula et al., 2006]. Approaches to correlated neural activity including finite size effects appear in [Mattia and Del Giudice, 2002, Meyer and van Vreeswijk, 2002, Ginzburg and Sompolinsky, 1994, Boustani and Destexhe, 2009, Soula and Chow, 2007]. In [Boustani and Destexhe, 2009], the authors develop a moment hierarchy for a Markov model of asynchronous irregular states of neural networks which is truncated through a combination of fi-

nite size and a scaling condition. Our work extends the results of [Ginzburg and Sompolinsky, 1994] by providing the systematic higher order expansion without explicitly requiring the consideration of the rest of the hierarchy. We also provide conditions for the truncation of the expansion and consider the network response to correlated input. In addition, our expansion is not a finite size expansion, although it can reduce to a finite size expansion under certain conditions (such as normalized all-to-all connectivity in the network).

In section 2, we revisit the original Wilson-Cowan framework and propose a Markov model that has the minimal stochastic dynamics to produce the Wilson-Cowan equations. This will be more rigorously justified in section 4. Section 3 presents the derivation of a moment hierarchy for this Markov model. After truncating, we provide *a posteriori* justification for the truncation. It will be seen in section 4 that the validity of this truncation was in fact natural and did not require *ad hoc* assumptions. The truncation conditions turn out to be related to the proximity to a bifurcation point as well as the extent of connectivity in the network. We also make more precise the sense in which our Markov model is “minimal” by introducing the path integral formulation. The field theory formalism which appears in this paper arose in the context of reaction-diffusion problems. See [Tauber et al., 2005, Janssen and Tuber, 2005] for reviews of this formalism applied to reaction-diffusion and percolation processes. We demonstrate a simple example all-to-all system in Section 5 and show some simulation results.

2 Rate equations reconsidered

We consider rate equations of the form

$$\partial_t a(\vec{x}, t) = -\alpha a(\vec{x}, t) + f \left(\int d\vec{y} w(\vec{x}, \vec{y}) a(\vec{y}, t) + I(x, t) \right) \quad (1)$$

where $a(x, t)$ is a measure of local neural “activity”, α is a decay constant (often equated with the membrane time constant or a synaptic time constant), $f(s)$ is the firing rate or gain function describing how input affects the activity, $I(x, t)$ is a time dependent external input to location x , and $w(\vec{x}, \vec{y})$ is a weight function describing how a neuron at location \vec{y} affects neurons at location \vec{x} . Equation (1) is the standard form of rate equation seen in the Wilson-Cowan equations [Wilson and Cowan, 1972, Wilson and Cowan, 1973]. This is the form we will use in this paper. Our results can be adapted to any other type of rate or activity equation. The exact nature of the activity $a(x, t)$ is open to interpretation [Gerstner, 1995, Ermentrout, 1998]. It could be envisioned as the time average, population average or ensemble average of neural firing or synaptic activity. In any case, the picture is that of some underlying process whose degrees of freedom have been marginalized to generate an effective theory with simpler variables.

We imagine that the typical rate equation is produced by some marginalization process over both disorder and extra degrees of freedom. Hence, it may be possible to derive a generating function for the statistics of the marginalized process. The lowest order in the steepest descent expansion of the generating function describes “mean field theory”, which gives the rate equation. Since the operation of marginalization is dissipative, we cannot recreate the underlying microscopic process exactly with only the rate equation alone. However, the mean field theory places constraints upon the structure of the dynamics, enabling us to investigate the structure of higher order statistics implied by the structure of mean field theory. In the original derivation by Wilson and Cowan [Wilson and Cowan, 1972, Wilson and Cowan, 1973], the activity variable was presumed to describe the fraction of neurons firing per unit time within some region of the brain. There are two main features of this interpretation which bear emphasizing. First, the rate equations were originally understood to be equations providing the dynamics of the probability that a neuron at x will fire at time t . There is therefore an implied underlying *probabilistic* model. Second, the probability $a(x, t)$ applies to *all* neurons within some region

of the brain, not just a single neuron. Thus, there is a spatial averaging component implicit in the equations. The original Wilson-Cowan rate equations thus described the dynamics of the probability for a neural aggregate in the brain. Another feature implicit in the Wilson-Cowan equations is that these probabilities are independent for each neuron. This implies that the Wilson-Cowan picture is one in which neurons fire with Poisson statistics with firing rate determined by $a(x, t)$, a picture supported by neural recordings [Softky and Koch, 1993].

Given this perspective, one might consider what processes may underly rate equations. One route is to treat the fundamental, small-scale dynamics as a probabilistic process, for example a Markov process. In this case, the basic description for neural activity will be provided by a master equation governing the evolution of probabilities for different neural configurations. This route obscures the source of uncertainty in neural activity in favor of directly modeling the probabilistic activity. This tactic has been used to model the so-called asynchronous irregular states seen in some neural models [Boustani and Destexhe, 2009, Vreeswijk and Sompolinsky, 1996]. Another route would be to employ the strategy of kinetic theory [Nicholson, 1992, Ichimaru, 1973] and define a continuity (i.e. Klimontovich) equation for the probability density of a network of deterministic neurons. For an example of this approach applied to coupled oscillators, see [Buice and Chow, 2007]. In that work, the probabilistic aspects of the model arise from the distribution of driving frequencies and initial conditions. Ultimately, the difference in the two approaches is the origin of stochasticity, i.e. whether it is implicit in the dynamics of the neurons or an emergent property of the interaction of deterministic neurons (e.g. chaos). In either case, the final product is an effective stochastic dynamical system. In this paper, we will follow the approach of assuming an underlying probabilistic model given by a master equation, so that any emergent chaos has already been absorbed into the dynamics. We then seek a minimal stochastic model which will produce the Wilson-Cowan rate equation at the mean field level. We can then formulate equations

governing the fluctuations of this model. In this section we motivate such a minimal model qualitatively, leaving a more rigorous approach for section 4.

Our primary interest is in tracking the statistics of active neurons. A simple master equation whose mean field statistics for neural activity represented by the Wilson-Cowan rate equations is given by

$$\begin{aligned} \frac{dP(\vec{n}, t)}{dt} = & \sum_i [\alpha(n_i + 1)P(\vec{n}_{i+}, t) - \alpha n_i P(\vec{n}, t) \\ & + F_i(\vec{n}_{i-}) P(\vec{n}_{i-}, t) - F_i(\vec{n}) P(\vec{n}, t)] \end{aligned} \quad (2)$$

where $P(\vec{n}, t)$ is the probability of the network having the configuration described by \vec{n} at time t . The local neural activity at location i is characterized by the number of active neurons n_i . Each neuron is active with a characteristic time scale of $1/\alpha$. Configurations \vec{n}_{i+} and \vec{n}_{i-} denote the configuration \vec{n} where the i th component is $n_i \pm 1$, respectively. The rate at which a neuron at location i becomes active is given by the firing rate or gain function $F_i(\vec{n})$, which is an implicit function of the weight function w_{ij} and external inputs I_i . One of the crucial elements of the ensuing calculation is making the connection between the gain function $F_i(\vec{n})$, which appears in (2) and $f(I_i(t) + \sum_j w_{ij} n_j)$, which appears in (1).

To solve this master equation, we need to compute the probability distribution, $P(\vec{n}, t)$ or equivalently its moments $\langle n_i(t)n_j(t')n_k(t'') \dots \rangle$ where the expectation value is over all statistical realizations of the Markov process. The first moment

$$a_i(t) = \langle n_i(t) \rangle = \sum_{\vec{n}} n_i P(\vec{n}, t) \quad (3)$$

is a measure of the mean activity in the network. We obtain an equation for $a_i(t)$ by multiplying equation (2) by n_i and taking the sum over all configurations \vec{n} . However, this equation is

not closed (i.e. it depends upon the second and possibly higher moments). An equation for the second moment can be similarly constructed by multiplying (2) by $n_i n_j$ and summing over all configurations. The resulting equation will depend on the third and higher moments. Continuing this process will result in a moment hierarchy with an infinite number of equations. In general no finite subset of this hierarchy is closed. This means that if we wish to have a closed set of equations then we need to make some approximation which allows us to truncate the hierarchy.

A closed equation for the first moment $a_i(t)$ can be found by assuming that all the higher order moments factorize into products of $a_i(t)$. This is the mean field assumption (i.e. all cumulants are zero) and is the simplest means of truncating the moment hierarchy. For example, the second cumulant (i.e. variance) $\langle n_i(t)n_j(t') \rangle - a_i(t)a_j(t')$ is set to zero. For our master equation (2), this assumption yields

$$\partial_t a_i(t) = -\alpha a_i(t) + F_i(\vec{a}) \tag{4}$$

which is similar in form to the rate equation (1) for a discrete domain and with the firing rate function given by $F_i(\vec{a})$. However, the fact that statistics in the brain are observed to be near Poisson is devastating for this naive mean field assumption because every cumulant is comparable to the mean, implying any such truncation of the resulting hierarchy is not justifiable.

The approach we take is to describe a means of truncating the hierarchy, since the naive truncation based upon factorization is not feasible. In this case, we observe that the equation for $a_i(t)$ can be written as

$$\partial_t a_i(t) = -\alpha a_i(t) + F_i(\vec{a})$$

$$+g[\langle n_i(t)n_j(t)\rangle, \langle n_i(t)n_j(t)n_k(t)\rangle, \langle n_i(t)n_j(t)n_k(t)n_l(t)\rangle, \dots] \quad (5)$$

where g is some functional dependent upon the higher moments in the hierarchy. In order to choose a reasonable approximation and get a finite system of closed equations, we must identify a finite set of higher moments in terms of which we can express the remaining moments. We are guided by the indication that neuron firing statistics are near Poisson. Not coincidentally, the solution to the master equation in the case where the gain function F_i is constant or linear is exactly Poisson with mean determined by the Wilson-Cowan rate equation. The perturbative regime, wherein the interactions determined by w_{ij} are considered small, should be near Poisson, with deviations proportional to w_{ij} . In order to truncate the hierarchy, we perform a change of variables to measure the deviations of each cumulant from the value under Poisson statistics. This new hierarchy is truncatable, as will be demonstrated *a posteriori*. From the perspective of solving the master equation, this new hierarchy is the natural one because the underlying statistical model is a point process.

The moment hierarchy approach does not make any approximation. It is a change of variables from the distribution $P(\vec{n}, t)$ to moments of that distribution. The approximation arises when we truncate this hierarchy in order to render the equations tractable. The simplest truncation is mean field theory. The first order corrections to mean field theory are given by truncating at the next order. Truncation of the moment hierarchy requires some justification. We will demonstrate below that this justification in the neural case may be provided by the large spatial extent of neural connectivity and the distance of the system from a bifurcation.

3 Truncation of the Moment Hierarchy

We will derive a moment hierarchy from our master equation (2) and then show how it can be truncated. To get an equation for the first moment $a_i(t)$, we multiply the master equation (2) by n_i and sum over all configurations \vec{n} :

$$\sum_{\vec{n}} n_i \frac{dP(\vec{n}, t)}{dt} = \sum_{\vec{n}} n_i \left\{ \sum_k \alpha(n_k + 1) P(\vec{n}_{k+}, t) - \alpha n_k P(\vec{n}, t) \right. \\ \left. + F_i(\vec{n}_{i-}) P(\vec{n}_{i-}, t) - F_i(\vec{n}) P(\vec{n}, t) \right\} \quad (6)$$

The first two terms on the right hand side simplify to

$$\sum_{\vec{n}} n_i \left(\sum_k \alpha(n_k + 1) P(\vec{n}_{k+}, t) - \alpha n_k P(\vec{n}, t) \right) = \alpha \sum_{k \neq i} \sum_{\vec{n}} n_i (n_k P(\vec{n}, t) - n_k P(\vec{n}, t)) \\ + \alpha \sum_{\vec{n}} \{ (n_i - 1) n_i P(\vec{n}, t) - n_i P(\vec{n}, t) \} \\ = -\alpha \sum_{\vec{n}} n_i P(\vec{n}, t) = -\alpha a_i(t) \quad (7)$$

The first equality results from re-indexing the summation over n_k from $(0, \infty)$ to $(1, \infty)$. We leave the summation indicated as over all configurations \vec{n} because the factor of n_k prevents the 0 term from contributing. We have also separated out the terms where $i = k$; the only term which survives is one of these. Note that we have made no approximations thus far. The terms involving the function $F_i(\vec{n})$ take the form

$$\sum_{\vec{n}} n_i \sum_k \{ F_i(\vec{n}_{i-}) P(\vec{n}_{i-}, t) - F_i(\vec{n}) P(\vec{n}, t) \} \\ = \sum_{k \neq i} \left\{ \sum_{\vec{n}} n_i F_k(\vec{n}) P(\vec{n}, t) - \sum_{\vec{n}} n_i F_k(\vec{n}) P(\vec{n}, t) \right\} \\ + \sum_{\vec{n}} (n_i + 1) F_i(\vec{n}) P(\vec{n}, t) - \sum_{\vec{n}} n_i F_i(\vec{n}) P(\vec{n}, t)$$

$$= \sum_{\vec{n}} F_i(\vec{n}) P(\vec{n}, t) \quad (8)$$

Unlike the first term, we cannot directly represent this term as a function only of $a_i(t)$, due to its non-linear nature. The equation for the mean is therefore:

$$\frac{da_i}{dt} = -\alpha a_i + \langle F_i(\vec{n}) \rangle \quad (9)$$

where $\langle F_i(\vec{n}) \rangle$ will include higher order moments.

We continue by constructing an equation for the second moment

$$N_{ij} = \langle n_i n_j \rangle = \sum_{\vec{n}} n_i n_j P(\vec{n}, t) \quad (10)$$

and third moment

$$N_{ijk} = \langle n_i n_j n_k \rangle = \sum_{\vec{n}} n_i n_j n_k P(\vec{n}, t) \quad (11)$$

to obtain

$$\frac{dN_{ij}}{dt} = -2\alpha N_{ij} + \alpha \delta_{ij} a_i + \langle n_j F_i + n_i F_j \rangle + \delta_{ij} \langle F_i \rangle \quad (12)$$

$$\frac{dN_{ijk}}{dt} = -3\alpha N_{ijk} + \alpha \langle n_i n_j \delta_{im} + n_i n_m \delta_{jm} + n_j n_m \delta_{ij} \rangle - \alpha \delta_{ij} \delta_{jm} \langle n_i \rangle \quad (13)$$

$$+ \langle n_i n_j F_k + n_i n_k F_j + n_j n_k F_i \rangle + \langle n_j F_k \delta_{ik} + n_k F_i \delta_{ij} + n_i F_j \delta_{kj} \rangle \quad (14)$$

$$- 3 \langle n_i^2 F_i \rangle \delta_{ij} \delta_{jm}$$

Since we expect solutions to be near Poisson, we transform the hierarchy to describe the deviations of moments from Poisson statistics. For a Poisson distribution, the cumulants are all equal to the mean of the distribution. Hence, we introduce what are called “normal ordered cumulants”, which measure the deviations of the cumulants from Poisson values. The first

normal ordered cumulant is the same as the first moment $a_i(t)$. The next two are given by

$$C_{ij} = N_{ij} - a_i a_j - a_i \delta_{ij} \quad (15)$$

and

$$\begin{aligned} C_{ijk} = & N_{ijk} - N_{ij}a_k - N_{jk}a_i - N_{ik}a_j + 2a_i a_j a_k \\ & - (N_{ij} - a_i a_j)\delta_{jk} - (N_{ik} - a_i a_k)\delta_{ij} - (N_{jk} - a_j a_k)\delta_{ik} + 2a_i \delta_{ij} \delta_{jk} \end{aligned} \quad (16)$$

The normal ordered cumulants can be computed using a recursive algorithm. The algorithm involves replacing all moments $N_{ijk\dots}$ with “normal-order-corrected” moments recursively by subtracting terms with coincident or “contracted” indices which reduce the order of the moment. For example, the ordinary second cumulant is simply $N_{ij} - a_i a_j$. To compute the normal ordered version, we replace the moments appearing in the expression with the normal-ordered-corrected forms, i.e. set $N_{ij} \rightarrow N_{ij} - a_i \delta_{ij}$. The term subtracted results from the contraction of the i, j indices, i.e. $N_{ij} \rightarrow N_i \delta_{ij} = a_i \delta_{ij}$. The third cumulant is more complicated but follows the same strategy. The important thing to note here is that the higher moments must be independently corrected for each group of cotracted indices. The ordinary third cumulant is given by

$$\langle (n_i - a_i)(n_j - a_j)(n_k - a_k) \rangle = N_{ijk} - N_{ij}a_k - N_{jk}a_i - N_{ik}a_j + 2a_i a_j a_k \quad (17)$$

To obtain the normal ordered cumulant, we first make the replacement $N_{ijk} \rightarrow N_{ijk} - N_{ij}\delta_{jk} - N_{ik}\delta_{ij} - N_{jk}\delta_{ik} - a_i \delta_{ij} \delta_{jk}$. We then must correct for all appearances of the second moment N_{lm} resulting in (16). This algorithm systematically removes the underlying Poisson contributions and leaves us with the normal ordered cumulants. For a Poisson distribution, all $C_{ijk\dots} = 0$

except the first, a_i .

Transforming the first three equations of the hierarchy (9), (12), and (13) yields

$$\frac{da_i}{dt} = -\alpha a_i + \langle F_i \rangle \quad (18)$$

$$\frac{dC_{ij}}{dt} = -2\alpha C_{ij} + \langle (n_j - a_j)F_i \rangle + \langle (n_i - a_i)F_j \rangle \quad (19)$$

$$\frac{dC_{ijk}}{dt} = -3\alpha C_{ijk} + \langle (n_i - a_i)(n_j - a_j)F_k + \text{permutations} \rangle \quad (20)$$

where we must re-express the expectation values involving F_i in terms of the normal ordered cumulants.

Since $F_i(\vec{n})$ is defined in terms of the vector of active neuron numbers, \vec{n} , its expectation value will be naturally expressed in terms of the moments, $N_{ijk\dots}$, as given by the Taylor expansion of $F(\vec{n})$.

$$\langle F_i(\vec{n}) \rangle = \sum_j F_i^j a_j + \frac{1}{2} \sum_{jk} F_i^{jk} N_{jk} + \dots \quad (21)$$

We have implicitly defined the notation that $F_i^{jk\dots}$ is the derivative of F_i with respect to n_j, n_k, \dots . Note that this expansion only applies to the expectation value of $F_i(\vec{n})$. We need to re-express this series as an expansion in terms of the normal ordered cumulants. This transformation of variables will rearrange the terms and result in a new series with new coefficients that sums to the same result as the original series. For example every term proportional to $N_{ijk\dots}$ will contribute a term proportional to $a_i a_j a_k \dots$ to the normal ordered cumulant expansion. This means that we can write the expansion in the form

$$\langle F_i \rangle = F_i(\vec{a}) + \dots \quad (22)$$

as we would expect. However, there are also contributions from the normal ordering correc-

tions. The simplest are those which arise due to every index being coincident or contracted at each order. This produces a term linear in a_i . These corrections form the series

$$\langle F_i \rangle = F_i(\vec{a}) + \sum_{m=2} \sum_j \frac{F_i^{j^m}}{m!} a_j + \dots \quad (23)$$

where by F^{j^m} we mean the m th derivative of $F(\vec{n})$ with respect to n_j . Were $F_i(\vec{n})$ a polynomial this procedure would truncate at the highest order of the function. However, for an arbitrary general function these corrections quickly become unwieldy as one proceeds through the orders of the expansion to include corrections to the terms that go as $a_i a_j, a_i a_j a_k \dots$.

The expansion is simplified if we consider gain functions that obey

$$F_i(\vec{n}) = f(s_i) \quad (24)$$

where

$$s_i = \sum_j w_{ij} n_j + I_i(t) \quad (25)$$

This is valid for neurons where the probability to fire is a function of the total sum of the inputs. In this case the chain rule dictates that the derivatives are all derivatives of the function $f(s)$ multiplied by powers of the weight matrix w_{ij} . With this form, the series (23) becomes

$$\langle F_i \rangle = \sum_m \frac{f^m(I_i(t))}{m!} \left(\sum_j w_{ij} a_j(t) \right)^m + \sum_{m=2} \frac{f^m(I(t))}{m!} \sum_j w_{ij}^m a_j + \dots \quad (26)$$

We note that all contributions from the normal ordering transformation will produce sums over neurons with some higher power of the weight matrix, as above. However, these contributions to the firing rate function will vanish in the continuum limit. In this limit, the proper scaling of the fields $a(x, t)$ is such that a_i/ϵ is constant as $\epsilon \rightarrow 0$, where ϵ is the local volume that is aver-

aged over. Similarly, the weight function scales as $w_{ij}\epsilon$, so that $\sum_j w_{ij}n_j \rightarrow \int dy w(x,y)a(y,t)$. This means that terms such as $\sum_j w_{ij}^2 a_j$ will be $O(\epsilon)$ and thus vanish in the continuum limit. (In the standard language of field theory, these corrections represent *ultraviolet* effects, i.e. they are discretization corrections.) It should be noted that in cases where a continuum limit cannot be taken, such as for sparse local connectivity, there will be correction terms to the classic Wilson-Cowan rate mean field equations. The method of expanding in normal ordered cumulants provides a systematic way to compute these corrections.

We now return to the series (23) to consider terms with precisely one factor of $C_{ij}(t)$. At each order m in the series (i.e. the order which contains the m th moment), there are $m(m-1)/2$ terms which have one factor of $C_{ij}(t)$. These terms sum to give

$$\sum_{m=2} \frac{f^m(I_i(t))}{m!} \frac{m(m-1)}{2} \left(\sum_j w_{ij} a_j(t) \right)^{m-2} \sum_{kl} w_{ik} w_{il} C_{kl} \quad (27)$$

which can be rewritten as

$$\frac{1}{2} f'' \left(\sum_j w_{ij} a_j(t) + I_i(t) \right) \sum_{jk} w_{ij} w_{ik} C_{jk}(t) \quad (28)$$

Other terms are at least second order in C_{ij} , higher normal ordered cumulants, or corrections from normal ordering. Our first generalized activity equation excluding terms dependent on third and higher normal ordered cumulants is therefore

$$\begin{aligned} \partial_t a_i(t) = & -\alpha a_i(t) + f \left(\sum_j w_{ij} a_j(t) + I_i(t) \right) \\ & + \frac{1}{2} f'' \left(\sum_j w_{ij} a_j(t) + I_i(t) \right) \sum_{jk} w_{ij} w_{ik} C_{jk}(t) \end{aligned} \quad (29)$$

We can take this same approach in order to compute an equation for $C_{ij}(t)$ and obtain

$$\begin{aligned} \frac{d}{dt}C_{ij}(t) = & -2\alpha C_{ij}(t) + f'(s_i) \sum_k w_{ik} C_{kj}(t) + f'(s_j) \sum_k w_{jk} C_{ki}(t) \\ & + f'(s_i) w_{ij} a_j(t) + f'(s_j) w_{ji} a_i(t) \end{aligned} \quad (30)$$

Equations (29) and (30) constitute a closed set of equations for the mean and variance of a Wilson-Cowan network of neurons. $a_i(t)$ represents the Poisson rate and $C_{ij}(t)$ measures the deviation of the variance from Poisson statistics. These equations are the minimal consistent extension of the Wilson-Cowan rate equations to include the effects of higher order statistics. Higher order corrections can be incorporated by adding terms involving higher order cumulants into (29) and (30) and including equations for these higher order cumulants. We also note that the gain function need not be analytic everywhere for this expansion to work. It can contain a countable number of non-continuous or non-differentiable points. The equation would be corrected with the inclusion of impulse function terms at these singular points.

An immediate consequence of note is that $C_{ij}(t)$ will only have substantial input when the activity is such that $f'(s)$ is large. As an example suppose $f(s)$ is a simple sigmoid function. In this case, $f'(s)$ is peaked at threshold (where we define threshold to be the central point of half maximum) and zero far away from threshold. Reasonably, we have the result that correlated activity will only increase when the input to a neuron is near threshold. If the slope of the sigmoid is such that $f(s)$ is a step function, or near to a step function, then $C_{ij}(t)$ will receive input only when the activity is precisely near threshold. Also notice that the strength of the input to $C_{ij}(t)$ is proportional to the weight w_{ij} between the neurons in question as well as the mean activity. An initial check on the equations is that C_{ij} decouples from a_i in the case where $f(s)$ is linear or constant.

To consider the dynamics of large scale neural activity, we can take the continuum limit of

these equations to get equations for the mean activity $a(x, t)$ and correlation $C(x, y, t)$.

$$\begin{aligned}
\partial_t a(x, t) &= -\alpha a(x, t) + f \left(\int dy w(x, y) a(y, t) + I(x, t) \right) \\
&\quad + \frac{1}{2} f'' \left(\int dy w(x, y) a(y, t) + I(x, t) \right) \\
&\quad \times \int dy dz w(x, y) w(x, z) C(y, z, t)
\end{aligned} \tag{31}$$

and

$$\begin{aligned}
\frac{d}{dt} C(x, y, t) &= -2\alpha C(x, y, t) + f'(s(x)) \int dz w(x, z) C(z, y, t) \\
&\quad + f'(s(y)) \int dz w(y, z) C(z, x, t) \\
&\quad + f'(s(x)) w(x, y) a(y, t) + f'(s(y)) w(y, x) a(x, t)
\end{aligned} \tag{32}$$

These are the generalized activity equations. Had we wished to include even higher moments we could have continued through the hierarchy. For simplicity of illustration, we truncate the hierarchy at this level.

3.1 Criticality and truncation of the hierarchy

Although we have derived equations for the mean activity and equal-time correlation, there are some outstanding issues. The primary concern which must be addressed is that we require some justification for the truncation of the hierarchy at the level of the two-point correlation function $C_{ij}(t)$ instead of allowing higher moments to interact with the mean activity.

Consider the mean field equation without the correction due to correlated activity (4). Define a_i^0 to be some steady state solution to this equation and linearize equation (4) around

this solution. The perturbations $\delta a_i(t)$, from this steady state solution obey the equation

$$\partial_t \delta a_i(t) = -\alpha \delta a_i(t) + f' \left(\sum_j w_{ij} a_j^0 + I_i(t) \right) \sum_j w_{ij} \delta a_j(t) \quad (33)$$

We rewrite this equation as

$$\partial_t \delta a_i(t) = - \sum_j \Gamma_{ij}[a^0] \delta a_j(t) \quad (34)$$

where the matrix Γ_{ij} is defined by

$$\Gamma_{ij}[a^0] = \alpha \delta_{ij} - f' \left(\sum_j w_{ij} a_j^0 + I_i(t) \right) w_{ij} \quad (35)$$

If all of the eigenvalues of Γ_{ij} are positive, then the solution a_i^0 is stable. Likewise, negative eigenvalues indicate instability. Criticality is the condition of marginal stability, in which one or more of the eigenvalues are 0.

Returning to the equation for $C_{ij}(t)$, we see

$$\begin{aligned} \frac{d}{dt} C_{ij}(t) &= - \sum_k (\Gamma_{ik}[a(t)] C_{kj}(t) + \Gamma_{jk}[a(t)] C_{ik}(t)) \\ &\quad + f'(s_i) w_{ij} a_j(t) + f'(s_j) w_{ji} a_i(t) \end{aligned} \quad (36)$$

We assume that the mean field solution a^0 is stable. In addition, we assume, per the truncation hypothesis, that the steady state value of $C_{ij}(t)$ does not appreciably alter either a_i or, therefore, the matrix Γ_{ij} . In this case, Γ_{ij} has all positive eigenvalues and is diagonalizable.

Define

$$\Lambda_{ij} = \lambda_i \delta_{ij} = \sum_{lk} U_{il} \Gamma_{lk} U_{kj}^{-1} \quad (37)$$

to be the diagonalization of Γ_{ij} . We also define the shorthand

$$A_{ij} = f'(s_i) w_{ij} a_j(t) + f'(s_j) w_{ji} a_i(t) \quad (38)$$

for the driving terms in equation (30). The steady state solution is given by

$$C_{ij}^0 = \sum_{\bar{l}\bar{k}k} U_{i\bar{k}}^{-1} U_{j\bar{l}}^{-1} (\lambda_{\bar{l}} + \lambda_{\bar{k}})^{-1} U_{\bar{l}} U_{\bar{k}k} A_{kl} \quad (39)$$

Notice that each term contributing to the magnitude of C_{ij}^0 is attenuated by a sum of eigenvalues. The magnitude of the eigenvalues λ_i determines the distance of the system from a bifurcation or criticality, i.e. it is the distance from the onset of an instability. Thus, the further the system is from criticality the more attenuated the fluctuations and the more justified we are in truncating the hierarchy. Conversely, the closer the system is to criticality the more the approximation breaks down. At criticality, this solution (39) becomes singular. This is an indication that criticality is a fluctuation dominated, as opposed to mean field dominated, regime. A similar argument will extend to any equation in the hierarchy and we are left with an intuitively satisfying result: stability smooths out fluctuations. This argument is what allows us to disregard the effects of still higher moments upon the mean activity and truncate by considering only the two-point correlation function's effect on the mean.

It is also worth noting that the eigenvalues relevant for the dynamics of the two point correlation C_{ij} are the sums of the eigenvalues of the mean field equation, $\lambda_i + \lambda_j$. In the case that a^0 is stable, not only will C_{ij} be stable but it will relax to equilibrium faster in general than the mean field solution. In kinetic theory, this is akin to the Bogoliubov approximation, in which the collision term is computed by solving for the steady state of the two point correlation on the assumption that the correlation function reaches steady state on a time scale shorter

than the mean field. In our case, this approximation leads to

$$\begin{aligned} \partial_t a_i(t) = & -\alpha a_i(t) + f \left(\sum_j w_{ij} a_j(t) + I_i(t) \right) \\ & + \frac{1}{2} f'' \left(\sum_j w_{ij} a_j(t) + I_i(t) \right) \sum_{jk} w_{ij} w_{ik} C_{jk}^0 \end{aligned} \quad (40)$$

Note immediately that the input from correlated activity decouples in the case that the firing rate function is in a linear or constant region, since the coupling is proportional to the second derivative of $f(s)$.

The extent of neural interconnections also has an effect on the size of correlations and the ability to truncate the hierarchy. Consider that neuron i has N_i pre-synaptic neurons (i.e. neurons for which $w_{ij} \neq 0$). Further, let the average connectivity weight over all inputs be w_0 . In this case we can approximate $w_{ij} \approx w_0/N_i$. The steady state value of $C_{ij}(t)$, which is determined by the driving term $A_{ij}(t)$, is seen to be inversely proportional to the number of pre-synaptic neurons due to the linear dependence on w_{ij} of A_{ij} . In the most extreme case the number of pre-synaptic neurons is the entire network, so $N_i = N$, and the correlation function $C_{ij}(t)$ becomes simply a finite size effect, going as $1/N$. Smaller system sizes in general will have larger correlations, which is intuitively sound.

We have two competing effects. On one hand, we have the system size governing the magnitude of correlations. On the other, the distance of the system to a bifurcation likewise affects the size of fluctuations. The relative tradeoff of the two, from the definition of C_{ij}^0 is given by the product of the smallest eigenvalue of Γ_{ij} and the number of pre-synaptic neurons N_i . We will demonstrate this relationship more precisely when considering the all-to-all network in section 5.

Finally, it is worth pointing out the effect of input upon the hierarchy. If the input is

another Poisson process then the only equation which is affected is the equation for $a_i(t)$. The higher equations in the hierarchy are only affected by this input through its effect on the mean activity $a_i(t)$ and the firing rate function $f(s)$. In general, this suggests that large external inputs will actually reduce fluctuations, depending on the form of $f(s)$, in the sense of driving the system towards Poisson-like behavior, a reasonable result. In particular, if $f(s)$ is a saturating function, then the correlations will decouple from the equation for $a_i(t)$ and the source terms for higher correlations will be driven to zero, leaving the system described completely by the rate equations. The analogous situation for a ferromagnet is driving the system with a large external magnetic field.

4 Field Theory Approach to Solving the Master Equation

We have thus far demonstrated how a minimal Markov model consistent with the Wilson-Cowan rate equation can be used to derive generalized equations in a hierarchy of moments. Although we truncated this hierarchy at second order, one can in principle truncate at any desired cumulant, although the calculations become successively more cumbersome. Here we show that the moment hierarchy is equivalent to a field theoretic or path integral approach, which systematizes the perturbation theory for the statistics of the network by providing rules for the construction and evaluation of the cumulants. Another major benefit is that it provides us with a justification that our truncation is sound. The path integral representation of the master equation (2) was derived by Buice and Cowan [Buice and Cowan, 2007] by modifying a method originally developed for reaction diffusion systems [Doi, 1976a, Doi, 1976b, Peliti, 1985]. We quickly review the representation and then detail how the generalized equations can be derived

from this representation.

The generating function for the probability density $P(\vec{n}, t)$ is given by

$$Z[J_i] = \sum_{\vec{n}} P(\vec{n}, t) \exp\left(\sum J_i n_i\right) \quad (41)$$

where the sum is over all configurations of \vec{n} . Moments of P are obtained by taking derivatives of the generating function with respect to J_i . For example $\langle n_i n_j \rangle = \partial^2 Z / \partial J_i \partial J_j$. The cumulants can be obtained by taking the derivatives of $\log Z$.

In general, the generating function is difficult to compute. Field theory generalizes the generating function over a set of discrete variables to a generating functional over functions or fields. There are two parts to this procedure. The first is to expand the generating function to include all points in the time evolution of the probability distribution. The result is a functional integral over all possible paths of time evolution for the system, weighted by the probability of that particular evolution. The second part involves taking the continuum limit of the neural system. The sum over all configurations is replaced by a path integral over all configurations of the field. The advantage of using fields is the existence of analytical methods to construct asymptotic expansions of the path integral. These methods are the infinite dimensional generalization of asymptotic methods for finite dimensional integrals such as the method of steepest descent. Buice and Cowan [Buice and Cowan, 2007] showed that the generating functional for the master equation (2) was given by

$$Z[J(x, t), \tilde{J}(x, t)] = \int \mathcal{D}\tilde{\varphi} \mathcal{D}\varphi P[\tilde{\varphi}, \varphi] e^{\tilde{\varphi} \cdot J + \varphi \cdot \tilde{J}} \quad (42)$$

where

$$\tilde{\varphi} \cdot J = \int dx dt \tilde{\varphi}(x, t) J(x, t) \quad (43)$$

The fields φ and $\tilde{\varphi}$ were obtained from the configuration variables \vec{n} through the Doi-Peliti construction [Janssen and Tuber, 2005, Tauber et al., 2005]. This construction is highly useful because expectation values over products of $\varphi(x, t)$ yield the normal ordered cumulants found in the moment hierarchy. The importance of this construction is that it transforms the generating function for the cumulants of a Poisson process into a simple linear function. In essence, this construction performs the normal ordering for us so that moments of φ are the normal ordered cumulants of \vec{n} . For example, $a(x, t) = \langle \varphi(x, t) \rangle$ and $C(x, y, t) = \langle \varphi(x, t) \varphi(y, t) \rangle$. The field $\tilde{\varphi}(x, t)$ is a “response” field and expectation over functions of it yield Green’s functions or response functions for the dynamics.

Analogous to the generating function for discrete variables, functional derivatives with respect to $\tilde{J}(x, t)$ yield the normal ordered cumulants, such as

$$\frac{\delta}{\delta \tilde{J}(x, t)} Z[J(x, t), \tilde{J}(x, t)] \Big|_{J, \tilde{J}=0} = \langle \varphi(x, t) \rangle = a(x, t) \quad (44)$$

and

$$\frac{\delta}{\delta \tilde{J}(x, t)} \frac{\delta}{\delta \tilde{J}(x', t')} Z[J(x, t), \tilde{J}(x, t)] \Big|_{J, \tilde{J}=0} = \langle \varphi(x, t) \varphi(x', t') \rangle = C(x, t; x', t') \quad (45)$$

The function we have called $C(x, y, t)$ results from setting $t = t'$ in $C(x, t; x', t')$. Functional derivatives with respect to $J(x, t)$ and $\tilde{J}(x, t)$ describe response functions, like the linear response $\langle \varphi(x, t) \tilde{\varphi}(x', t') \rangle$ where

$$\delta a(x, t) = \int dy' dt' \langle \varphi(x, t) \tilde{\varphi}(x', t') \rangle \delta a_0(x', t') \quad (46)$$

describes the activity $\delta a(x, t)$ in response to a perturbative initial condition, $\delta a_0(x', t')$.

The probability density functional is generally written as

$$P[\tilde{\varphi}, \varphi] = e^{-S[\tilde{\varphi}, \varphi]} \quad (47)$$

where $S[\tilde{\varphi}, \varphi]$ is called the action and is the negative of the log of the likelihood functional of field configurations $\tilde{\varphi}, \varphi$. We can heuristically derive the action for the mean field equation (1) by noting that the probability density for φ can be written as

$$P[\varphi] \propto \delta \left[\frac{\partial}{\partial t} \varphi + \alpha \varphi - f(w \star \varphi) - \delta(t - t_0) a_0(x) \right] \quad (48)$$

where δ is the infinite dimensional generalization of the Dirac delta functional. The probability density (48) constrains the field φ to obey the mean field equation (1) with initial condition $a_0(x)$. The delta functional is defined by the generalized Fourier transform

$$P[\phi] = \int \mathcal{D}\tilde{\varphi} e^{-S[\tilde{\varphi}, \varphi]} \quad (49)$$

where

$$S[\tilde{\varphi}, \varphi] = \int dx dt \tilde{\varphi} \left[\frac{\partial}{\partial t} \varphi + \alpha \varphi - f(w \star \varphi) \right] - \int dx \tilde{\varphi}(x, 0) a_0(x) \quad (50)$$

and $\tilde{\varphi}$ is integrated along the imaginary axis. We note that the action is linear in $\tilde{\varphi}$, which is characteristic of fluctuation free or noise free systems.

We can now propose the minimal generalization of this system that includes fluctuations. In the mean field model, neurons are activated at a rate given by f . A simple generalization of the mean field model would be to make the activation of neurons be governed by a Poisson counting process. Within this field theoretic formalism [Buice and Cowan, 2007, Doi, 1976a, Doi, 1976b, Peliti, 1985], expectation values of products of φ are the the normal ordered cumulants of a

counting process. The operator counting the number of events is represented by $\tilde{\varphi}\varphi + \varphi$, which has expectation value $\langle \varphi \rangle = a(t)$ because $\langle \tilde{\varphi}(x, t) \rangle = 0$ and $\tilde{\varphi}(x, t)$ is independent of all fields at $t' \leq t$.¹ We propose that the simplest extension of the rate equations comes from replacing the factor of φ in the argument of the firing rate function with the number operator. This will take into account the statistics of the counting process in the simplest possible way.

The resulting action is given by

$$S[\tilde{\varphi}, \varphi] = \int dx dt \left[\tilde{\varphi} \frac{\partial}{\partial t} \varphi + \alpha \tilde{\varphi} \varphi - \tilde{\varphi} f(w \star \{\tilde{\varphi} \varphi + \varphi\}) \right] - \int dx W[\tilde{\varphi}(x, 0)] \quad (51)$$

where the term $W[\tilde{\varphi}(x, 0)]$ describes the initial distribution and takes into account arbitrary distributions in the initial condition. For example, if the initial state is described by Poisson statistics, we have $W[\tilde{\varphi}(x, 0)] = a_0(x) \tilde{\varphi}(x, 0)$, where $a_0(x)$ is the mean of the Poisson distribution at x . Buice and Cowan showed explicitly that this action (51) is equivalent to the Markov process given in (2) [Buice and Cowan, 2007]. This is the sense in which we claim that the master equation (2) represents the simplest extension of a Wilson-Cowan type rate equation. As described in [Buice and Cowan, 2007], this Markov process and action can also be derived by considering a network of n -state objects (i.e. neurons which can be in “active” and “quiescent” states and experience transitions between them). This action emerges upon integrating out the non-active states and considering the limit of low activity.

4.1 Generalized activity equations from the path integral

We can derive the generalized equations for the normal ordered cumulants directly from the generating functional. We first introduce a more compact notation for the fields. Define

¹This is the behavior of the Martin-Siggia-Rose response field. [Martin et al., 1973].

$\Phi_a(x, t)$ such that the index a runs over $\varphi, \tilde{\varphi}$, i.e.

$$\Phi_\varphi(x, t) = \varphi(x, t) \tag{52}$$

$$\Phi_{\tilde{\varphi}}(x, t) = \tilde{\varphi}(x, t) \tag{53}$$

When indices appear doubled (one upper, one lower) in equations, summation will be implied.

A similar definition will apply to $J^a(x, t)$,

$$J^\varphi = \tilde{J} \tag{54}$$

$$J^{\tilde{\varphi}} = J \tag{55}$$

so that we have

$$J^a \Phi_a = \tilde{J} \varphi + J \tilde{\varphi} \tag{56}$$

The generating functional (42) is now written as

$$Z[J^a] = \int \mathcal{D}\Phi_a \exp \left(-\frac{1}{\hbar} \left[S[\Phi_a] - \int d^d x dt J^a(x, t) \Phi_a(x, t) \right] \right) \tag{57}$$

The standard procedure at this point is to consider a steepest descent approximation of the generating functional, since it cannot be computed exactly in any but the simplest of cases (such as when the function $f(s)$ is linear or constant). The factor $1/\hbar$ has been included because powers of \hbar track the order in this expansion, even though $\hbar = 1$. This expansion can be represented graphically by Feynman diagrams representing each term. The order in the expansion is determined by the number of loops in the diagrams, hence this expansion is known as the loop expansion. We can use the generating functional (57) to calculate an equation for $a(x, t)$ with corrections due to fluctuations given by the loop expansion. This is done by

Legendre transforming $\ln Z[J^a]$ (i.e. transforming $\ln Z[J^a]$ to a new function whose arguments are derivatives of $\ln Z[J^a]$) to an “effective action” $\Gamma[a(x,t)]$. Maximizing this quantity gives us the equation for $a(x,t)$, which is called the equation of motion. This approach produces the equations provided in [Buice and Cowan, 2007]. A short review of effective actions and equations of motion is in Appendix A.

In order to derive coupled equations for $a(x,t)$ and $C(x,y,t)$, we can define a generating functional for arbitrary composite operators (e.g. $\Phi^a\Phi^a$) by adding a term proportional to $K^{abc\dots}\Phi_a\Phi_b\Phi_c\dots$, depending on the operators of interest. Legendre transforming in all the variables $J^a, K^{abc\dots}$ produces a generalized effective action from which equations of motion for these composite operators can be calculated [Cornwall et al., 1974]. In particular, the simplest extension to the usual computation is to include a term in the action proportional to $K^{ab}\Phi_a\Phi_b$. This will facilitate the computation of equations for the mean as well as the second normal ordered cumulant $C(x,y,t)$. The loop expansion of the effective action will produce arbitrary corrections due to the higher order effects described in the action.

The generalization of the generating functional is given by

$$Z[J^a, K^{ab}] = \int \mathcal{D}\Phi_a \exp \left(-\frac{1}{h} \left[S[\Phi_a] - \int d^d x dt J^a(x,t) \Phi_a(x,t) - \frac{1}{2} \int d^d x d^d x' dt dt' \Phi_a(x,t) K^{ab}(x,t; x', t') \Phi_b(x', t') \right] \right) \quad (58)$$

Defining the connected generating functional $W[J^a, K^{ab}] = -h \ln Z[J^a, K^{ab}]$, we can perform a double Legendre transform by defining:

$$\frac{\delta W[J^a, K^{ab}]}{\delta J^a(x,t)} = a_a(x,t) \quad (59)$$

$$\frac{\delta W[J^a, K^{ab}]}{\delta K^{ab}(x,t; x', t')} = \frac{1}{2} [a_a(x,t) a_b(x', t') + h C_{ab}(x,t; x', t')] \quad (60)$$

The components of the vector $a_a(x, t)$ are $a_\varphi(x, t) = a(x, t)$ (the mean activity) and $a_{\tilde{\varphi}}(x, t) = \tilde{a}(x, t)$ (the mean response field).

The generalized effective action is given by

$$\begin{aligned} \Gamma[a_a, C_{ab}] &= -W[J^a, K^{ab}] + \int d^d x dt J^a(x, t) a_a(x, t) \\ &\quad + \frac{1}{2} \int d^d x d^d x' dt dt' [a_a(x, t) a_b(x', t') + h C_{ab}(x, t; x', t')] K^{ab}(x, t; x', t') \end{aligned} \quad (61)$$

The equations of motion for a_a and C_{ab} are then given by

$$\frac{\delta \Gamma[a_a, C_{ab}]}{\delta a_a(x, t)} = J^a(x, t) + \frac{1}{2} \int d^d x' dt' a_b(x', t') [K^{ab}(x, t; x', t') + K^{ab}(x', t'; x, t)] \quad (62)$$

$$\frac{\delta \Gamma[a_a, C_{ab}]}{\delta C_{ab}(x, t; x', t')} = \frac{1}{2} h K^{ab}(x, t; x', t') \quad (63)$$

The desired solutions are obtained by setting J^a, K^{ab} equal to 0.

In the language of Feynman diagrams, $\Gamma[a_a, C_{ab}]$ is the generating functional of two particle irreducible diagrams, i.e. those diagrams which cannot be “disconnected” by cutting two lines. As demonstrated in Appendix B we can express $\Gamma[a_a, C_{ab}]$ in the following way

$$\begin{aligned} \Gamma[a_a, C_{ab}] &= S[a_a] + \frac{1}{2} h \text{Tr} \ln (C^{-1})^{ab} + \frac{1}{2} h \text{Tr} (\mathcal{D}^{-1}[a_a])^{ab} C_{ab} \\ &\quad + \Gamma_2[a_a, C_{ab}] - \frac{1}{2} h \text{Tr} \mathbf{1}_{ab} \end{aligned} \quad (64)$$

where $(\mathcal{D}^{-1}[\Phi_a])^{ab}$ is defined according to

$$(\mathcal{D}^{-1}[\Phi_a])^{ab}(x, t; x', t') = \frac{\delta^2 S[\Phi_a]}{\delta \Phi_a(x, t) \delta \Phi_b(x', t')} \quad (65)$$

If we define an interacting action S_{int} according to

$$S_{\text{int}}[\Phi_a, a_a] = S[\Phi_a + a_a] - S[a_a] - \Phi_a \frac{\partial S[a_a]}{\partial a_a} - \frac{1}{2} \Phi_a (\mathcal{D}^{-1})^{ab} \Phi_b \quad (66)$$

then $\Gamma_2[a_a, C_{ab}]$ is the sum of two particle irreducible vacuum graphs formed with the vertices of $S_{\text{int}}[\Phi_a, a_a]$ and using the propagator C_{ab} . It is $O(\hbar^2)$. S_{int} is the cubic and higher vertices (in Φ_a) after shifting the action by the classical value a_a .

Now we can calculate the equations of motion to a given loop order from the equations (62) and (63).

4.2 General form for the equations of motion

Using equation (62), the equations of motion for the mean field are

$$\frac{\delta S[a_a]}{\delta a_a} + \frac{1}{2} \hbar \frac{\delta}{\delta a_a} \text{Tr} (\mathcal{D}^{-1}[a_a])^{ab} C_{ab} + \frac{\delta \Gamma_2[a_a, C_{ab}]}{\delta a_a} = 0 \quad (67)$$

More useful in general form, perhaps, are the equations for C^{ab} :

$$-\frac{1}{2} \hbar (C^{-1})^{ab} + \frac{1}{2} \hbar (\mathcal{D}^{-1}[a_a])^{ab} + \frac{\delta \Gamma_2[a_a, C_{ab}]}{\delta C_{ab}} = 0 \quad (68)$$

We can invert this to get:

$$(\mathcal{D}^{-1}[a_a])^{ab} C_{ab} + \frac{2}{\hbar} \frac{\delta \Gamma_2[a_a, C_{ab}]}{\delta C_{ab}} C_{ab} = \delta_{ab} \quad (69)$$

In particular, if we ignore loop corrections (i.e. only consider first order in \hbar , recalling that Γ_2 is $O(\hbar^2)$), we get

$$C_{ab} = \mathcal{D}_{ab} \quad (70)$$

where \mathcal{D}_{ab} is the inverse of \mathcal{D}^{-1} . In the absence of interactions, \mathcal{D} is the two-point function, as it should be.

The evaluation of equation (69) is given in appendix C. The result is that the equation for $a(x, t)$ is:

$$\begin{aligned} & (\partial_t + \alpha) a(x, t) - f(w \star a(x, t)) \\ & - \int d^d x' d^d x'' f^{(2)}(x, t) w(x - x'') w(x - x') C_{aa}(x', t; x'', t) = 0 \end{aligned} \quad (71)$$

and for C_{ab} , we get:

$$\begin{aligned} (\partial_t + \alpha) C_{a\bar{a}}(x, t; x_0, t_0) & - \int d^d x' f^{(1)}(w \star a(x, t)) w(x - x') C_{a\bar{a}}(x', t; x_0, t_0) \\ & = \delta(x - x_0) \delta(t - t_0) \end{aligned} \quad (72)$$

$$\begin{aligned} (-\partial_t + \alpha) C_{\bar{a}a}(x, t; x_0, t_0) & - \int d^d x' f^{(1)}(w \star a(x', t)) w(x' - x) C_{\bar{a}a}(x', t; x_0, t_0) \\ & = \delta(x - x_0) \delta(t - t_0) \end{aligned} \quad (73)$$

$$\begin{aligned} & (\partial_t + \alpha) C_{aa}(x, t; x_0, t_0) - \int d^d x' f^{(1)}(w \star a(x, t)) w(x - x') C_{aa}(x', t; x_0, t_0) \\ & - \int d^d x' \left[f^{(1)}(w \star a(x, t)) w(x - x') a(x', t') + f^{(1)}(w \star a(x', t)) w(x' - x) a(x, t) \right] C_{\bar{a}a}(x', t; x_0, t_0) \\ & = 0 \end{aligned} \quad (74)$$

together with the conditions

$$C_{aa}(x, t; x', t') = C_{aa}(x', t'; x, t) \quad (75)$$

$$C_{\bar{a}a}(x, t; x', t') = C_{\bar{a}a}(x', t'; x, t) \quad (76)$$

It should be noted that these are the equations one would obtain by taking the Dyson-Schwinger equations for the action (51) and ignoring all correlations higher than 2-point

functions.

The 2-point correlation designated as $C_{ab}(x, t; x', t')$ is not the function studied in the beginning of this paper, denoted by $C(x, y, t)$. The different components include both the unequal time 2-point correlation (C_{aa}) and the linear response ($C_{a\bar{a}}$). The function $C(x, y, t)$ is, in contrast, the equal time 2-point correlation which can be obtained by considering the equation for

$$C_{aa}(x, t; x_0, t_0) + C_{aa}(x_0, t_0; x, t) \quad (77)$$

and taking the limit as $t \rightarrow t_0$. This results in

$$\begin{aligned} & (\partial_t + 2\alpha) C(x, x_0, t) - \int d^d x' f^{(1)}(w \star a(x, t)) w(x - x') C_{aa}(x', x_0, t) \\ & \quad - \int d^d x' f^{(1)}(w \star a(x_0, t)) w(x_0 - x') C_{aa}(x, x', t) \\ & - \left[f^{(1)}(w \star a(x, t)) w(x - x_0) a(x_0, t') + f^{(1)}(w \star a(x_0, t)) w(x_0 - x) a(x, t) \right] = 0 \end{aligned} \quad (78)$$

which is the same as the equation derived directly from the master equation (2).

Note that we have also produced an equation for the linear response of the theory as well as its time reversed counterpart. $C_{a\bar{a}}$ provides the linear response, i.e. given a perturbative Poisson input at $t = 0$, it gives the activity at time t , while $C_{\bar{a}a}$ is the ‘‘advanced’’ linear response, i.e. it gives the current activity that would result in a specified activity at some future time. Time reversal involves swapping the fields φ and $\tilde{\varphi}$. In the time reversed theory, $\tilde{\varphi}$ plays the role of activity. Note that our Markov process is not time reversal invariant in general.

4.3 The Loop Expansion

With the moment hierarchy approach, in order to produce better approximations we are required to truncate further in the hierarchy. This can quickly produce unwieldy equations. The loop expansion provides an alternative in that corrections to the generalized equations can be produced with a diagrammatic expansion, namely the one which calculates $\Gamma_2[a_a, C_{ab}]$, from which the corrections to the equations can be calculated.

For the moment, we will use the loop expansion to draw some conclusions about the applicability of perturbation theory. Since $\Gamma_2[a_a, C_{ab}]$ is second order in h and is the sum of vacuum two particle irreducible graphs, every graph contributing to it must be at least of two loop order. Every internal line represents a factor of C_{ab} and so each graph contributing to $\Gamma_2[a_a, C_{ab}]$ must have at least two factors of C_{ab} , each of which will either be equal to 0, or be attenuated (in steady state) by the same exponents which attenuate the magnitude of $C(x, y, t)$ away from a bifurcation, according to equations (126-128). Thus the argument that C_{ab} is small away from the critical point extends to *every term in the expansion for the generalized equations*.

It is important to note that our theory considers fluctuations around steady state values, so the equations can not be expected to capture all transient behavior, particularly highly correlated transient behavior (such as starting from an initially highly correlated state). In addition, we will see that even at the lowest order in the expansion for the generalized equations, the bifurcation structure can be altered. The simplest example is that the critical value at which the bifurcation occurs can change.

5 All-to-All Networks, Finite Size Effects, and Simulations

We consider the example of an all-to-all system, wherein each neuron connects to the entire network, which is a simple example of how mean field theory can break down because the number of post-synaptic neurons reduces the coupling of the fluctuations. In this case, the fluctuations reasonably reduce to corrections due to the finite size of the network, as we would expect. We take the weight function to be a constant, normalized by the number of neurons in the system $w_{ij} = w_0/N$ for some w_0 . The generalized Wilson-Cowan equations become

$$\begin{aligned} \partial_t a_i(t) = & -\alpha a_i(t) + f \left(w_0 \frac{1}{N} \sum_j a_j(t) + I_i(t) \right) \\ & + \frac{1}{2} f'' \left(w_0 \frac{1}{N} \sum_j a_j(t) + I_i(t) \right) w_0^2 \frac{1}{N^2} \sum_{jk} C_{jk}(t) \end{aligned} \quad (79)$$

$$\begin{aligned} \frac{d}{dt} C_{ij}(t) = & -2\alpha C_{ij}(t) + f'(s_i) w_0 \frac{1}{N} \sum_k C_{kj}(t) + f'(s_j) w_0 \frac{1}{N} \sum_k C_{ik}(t) \\ & + \frac{1}{N} (f'(s_i) w_0 a_j(t) + f'(s_j) w_0 a_i(t)) \end{aligned} \quad (80)$$

We can simplify this further by taking the initial conditions $a_i(0) = a_0$ and $C_{ij}(0) = 0$ (this corresponds to initial conditions in the network determined by a Poisson distribution with mean a_0 , $C_{ij}(0) = -a_i(0)\delta_{ij}$ would indicate starting with precisely $a_i(0)$ active neurons at i at time $t = 0$.) and assuming homogeneous external input I . Then symmetry reduces the

equations to

$$\begin{aligned}\partial_t a(t) &= -\alpha a(t) + f(w_0 a(t) + I(t)) \\ &\quad + \frac{1}{2} f''(w_0 a(t) + I(t)) w_0^2 C(t)\end{aligned}\tag{81}$$

$$\begin{aligned}\frac{d}{dt} C(t) &= -2\alpha C(t) + 2f'(w_0 a(t) + I(t)) w_0 C(t) \\ &\quad + \frac{1}{N} 2f'(w_0 a(t) + I(t)) w_0 a(t)\end{aligned}\tag{82}$$

where we have defined

$$a(t) = \frac{1}{N} \sum_i a_i(t)\tag{83}$$

$$C(t) = \frac{1}{N^2} \sum_{ij} C_{ij}(t)\tag{84}$$

Note that as $N \rightarrow \infty$ the source term for $C(t)$ vanishes, which implies that $C(t)$ decouples from the equation for $a(t)$, which then reduces to the standard Wilson-Cowan equation. The matrix Γ_{ij} in this case is the function

$$\Gamma[a^0] = \alpha - f'(w_0 a^0 + I(t)) w_0\tag{85}$$

The steady state value of $C(t)$ is given by

$$C(t) = \frac{f'(s_0) w_0 a_0}{N \Gamma[a_0]}\tag{86}$$

The relative size of the fluctuations in steady state is determined by the product $N\Gamma[a_0]$. Large networks or networks distant from a bifurcation experience reduced correlations.

We now examine the phase plane of this simplified system. For concreteness, consider the firing rate function $f(s)$ to be

$$F(s) = \tanh(s)\Theta(s) \quad (87)$$

where Θ is the Heaviside step function. At mean field level (i.e. consider $C(t)$ to be zero) equilibria are determined by solutions of the equation

$$\alpha a_0 = f(a_0) \quad (88)$$

Figure 1 graphically displays the solutions of this equation. From the figure, we see that the equation exhibits a bifurcation as the value of α (the slope of the straight line in the figure) is decreased. The critical value for this bifurcation is $\alpha = 1.0$. We will refer to the non zero stable equilibrium as the “activated” state. The generalized activity equations (81) and (82) also exhibit a bifurcation. The phase plane is shown in Figure 2 for $\alpha = 0.5, 0.9$ and 1.0 with $N = 100$ and in Figure 3 for $N = 10$ with the same values of α . As expected, the steady state value of C is larger for $N = 10$. Note that the nullclines for $C(t)$ display divergences associated with Γ approaching zero. In addition note that the location of the bifurcation is different. For $N = 100$ the bifurcation happens near $\alpha = 0.9$ and with $N = 10$ the bifurcation happens for $0.9 < \alpha < 1.0$. Because the generalized equations are a coupled system, it is possible that more interesting bifurcation structure may be manifested. In addition to the fixed points which exist in mean field theory there is a new fixed point. Whereas the bifurcation at mean field level is a pitchfork bifurcation, that of the generalized equations is a saddle node bifurcation, with an unstable fixed point emerging as the a and C nullclines cross. There is always a fixed point at $a = 0$ and $C = 0$ because it is an absorbing state.

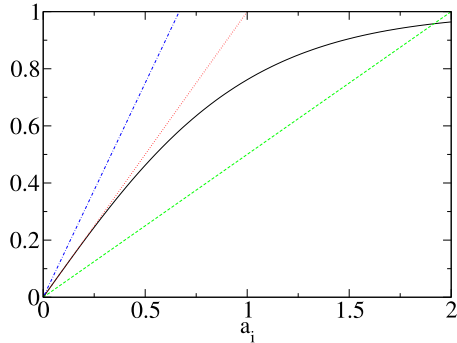
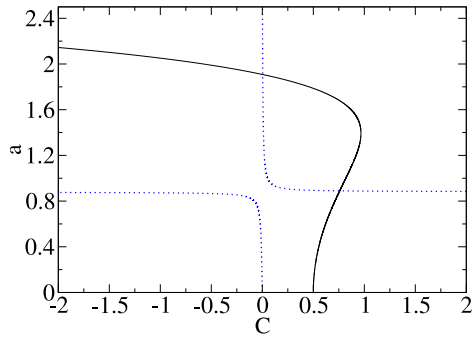


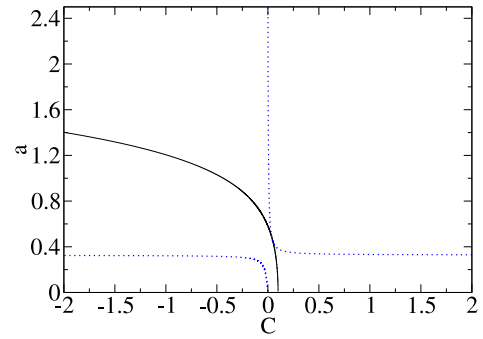
Figure 1: Graphical depiction of solutions to equation (88) for various values of α .

Importantly, we see that we can alter the bifurcation structure by adding a forcing or source term to the correlation function $C(t)$ equation, linearly shifting the C nullcline. This removes the stable fixed point for high a (the one associated with the activated state in mean field theory). Because of this, we see that we can disrupt the activated state by stimulating the system with an input whose mean is zero but which is correlated. We can use this to “turn off” the activated state by synchronizing the network. These correlations drive the system to the absorbing state of the full model. To reverse this deactivation, we simply drive the system with Poisson noise (i.e. force the equation for $a(t)$ but not $C(t)$). Compare this to the effect demonstrated in [Laing and Chow, 2001] in which synchronized activity associated with fast synapses led to the destabilization of activity which the Wilson Cowan equation predicts to be stable. For a saturating firing rate function (more generally a function such that $f''(s) < 0$ in the appropriate region) increased correlations inhibit the mean activity $a_i(t)$.

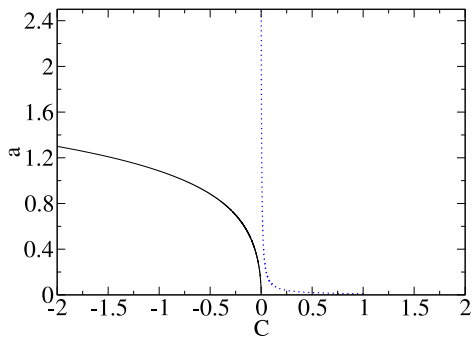
We now demonstrate the utility of the generalized activity equations (29) and (30) for describing the full Markov system (2) away from a bifurcation point. In order to simulate the Markov model we use a form of the Gillespie algorithm and take expectation values over



(a)

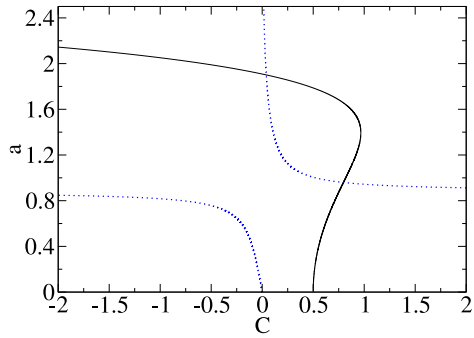


(b)

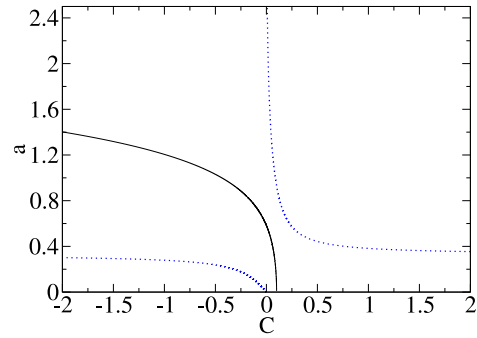


(c)

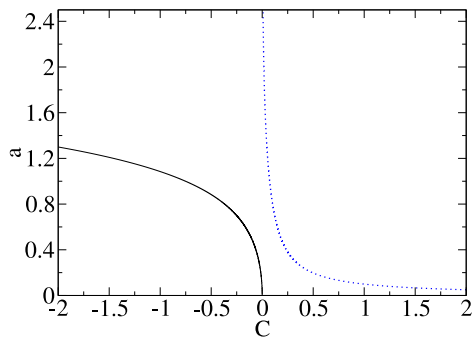
Figure 2: Phase planes for the all-to-all generalized equations with a) $\alpha = 0.5$, b) $\alpha = 0.9$, and c) $\alpha = 1.0$. $N = 100$. Solid (black) lines are a nullclines; dotted (blue) lines are C nullclines.



(a)



(b)



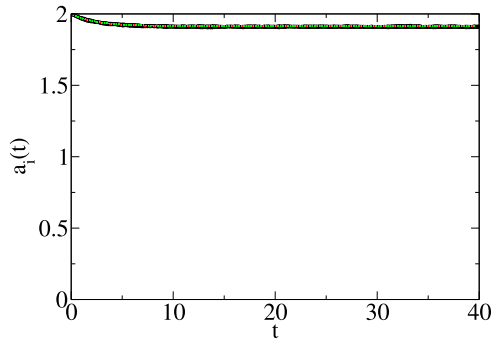
(c)

Figure 3: Phase planes for the all-to-all generalized equations with $\alpha = 0.5$ on the left, $\alpha = 0.9$ in the center, and $\alpha = 1.0$ on the right. $N = 10$. Solid (black) lines are a nullclines; dotted (blue) lines are C nullclines.

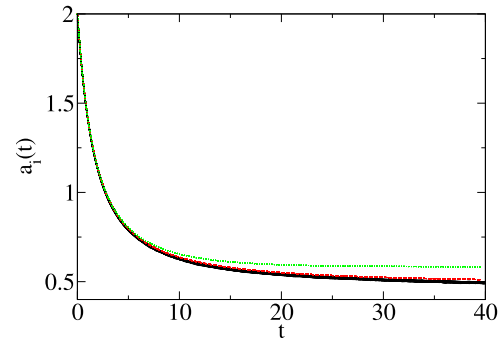
many time evolutions of the system. We use the firing rate function (87). We plot $a_i(t)$ and $C_{ii}(t)$ versus t for various values of α and N in Figures 4 through 7. (Note that we are numerically evaluating the generalized equations, not the simplified equations in (81) and (82), and comparing them with Monte Carlo simulations of the Markov system; the plots overlay data for each of the N neurons.) We initialize the network with Poisson initial conditions: $a_i(0) = 2$ and $C_{ij}(0) = 0$. The simulations of the Markov process are averaged over 10^5 instances. One can see that the equations match the simulations quite well away from the critical point. As one approaches the bifurcation, however, the simulations begin to deviate. At $\alpha = 0.5$, mean field and the generalized equations each match the simulated Markov process. As one approaches the mean field bifurcation point of $\alpha = 0.9$, the mean field equations no longer match well, but the generalized equations account for the deviation. From Figure 5, one can see that as we approach $\alpha = 1.0$, the estimate of the correlation from the generalized equations becomes poorer.

The plots for $N = 10$ in Figures 6 and 7 demonstrate the breakdown of the generalized equations. There is already a significant deviation of both mean field and the generalized equations at $\alpha = 0.5$. Naturally, the discrepancy is accounted for by the poor estimation of the correlation at this level. As we near $\alpha = 1.0$, the estimate of the correlations begins to grow, whereas the simulated correlation is dropping to zero.

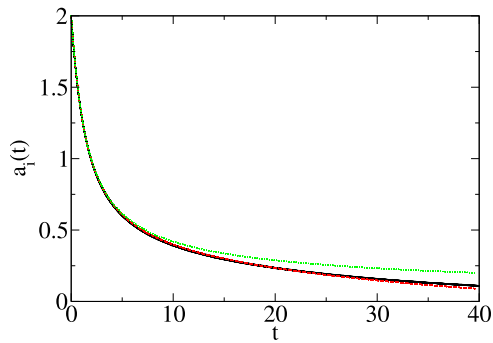
One can see that, even though the theory begins to deviate from the simulations near criticality, we still capture the loss of stability of the active state, even for $N = 10$. This is due to the growth of correlations which negatively feedback on the mean due to the negative second derivative of $f(s)$. We can use this feature to observe the effect of correlated input directly by adding a term to the Markov process which provides multiplicative Gaussian noise.



(a)

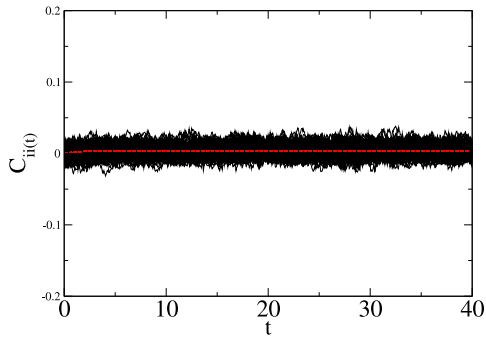


(b)

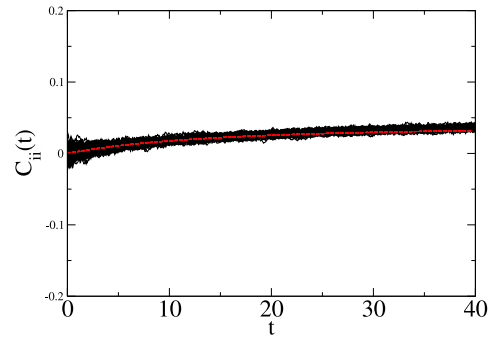


(c)

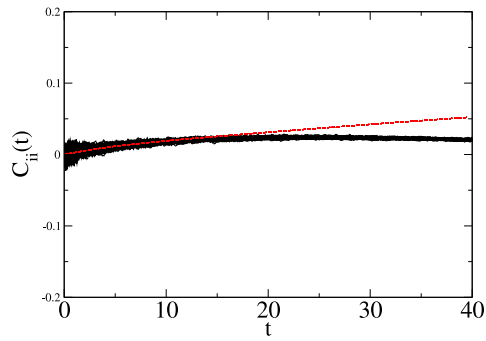
Figure 4: $a(t)$ vs. t for a) $\alpha = 0.5$, b) $\alpha = 0.9$, and c) $\alpha = 1.0$. $N = 100$. Dotted (green) lines are solutions of mean field theory. Dashed (red) lines are solutions of the generalized equations. Solid (black) lines are expectations values of data from simulations of the Markov process.



(a)

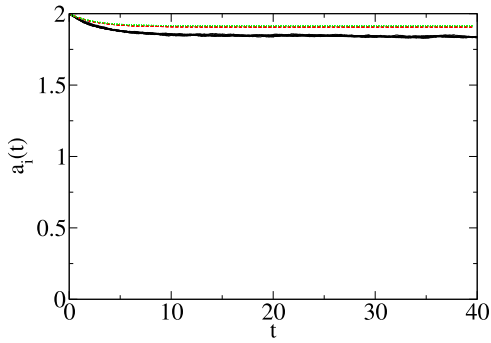


(b)

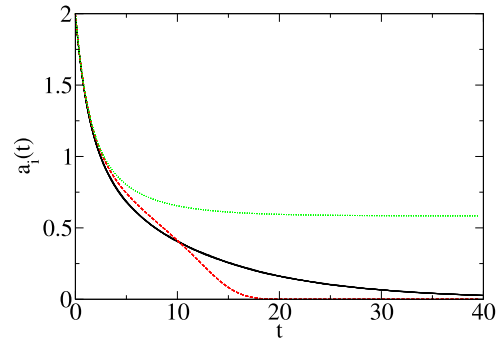


(c)

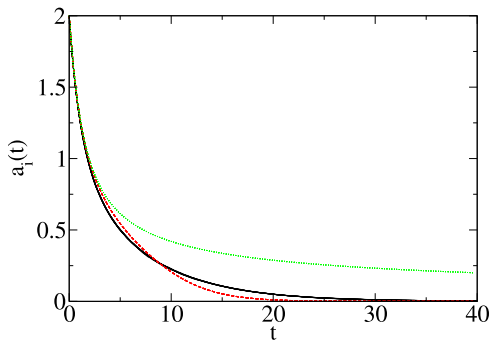
Figure 5: $C(t)$ vs. t for a) $\alpha = 0.5$, b) $\alpha = 0.9$, and c) $\alpha = 1.0$. $N = 100$. Dashed (red) lines are solutions of the generalized equations. Solid (black) lines are expectations values of data from simulations of the Markov process.



(a)

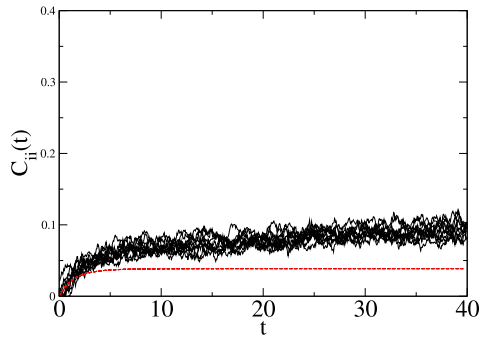


(b)

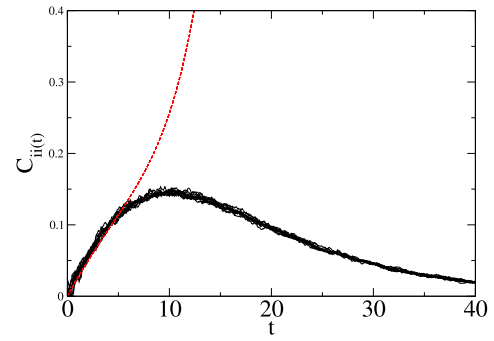


(c)

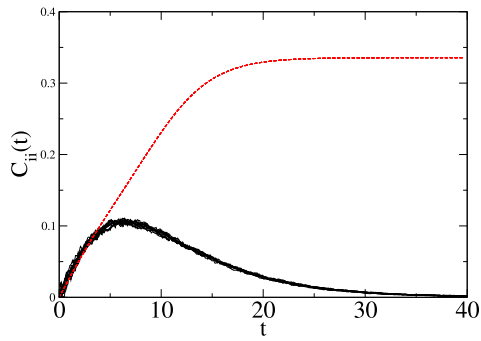
Figure 6: $a(t)$ vs. t for a) $\alpha = 0.5$, b) $\alpha = 0.9$, and c) $\alpha = 1.0$. $N = 10$. Dotted (green) lines are solutions of mean field theory. Dashed (red) lines are solutions of the generalized equations. Solid (black) lines are expectations values of data from simulations of the Markov process.



(a)



(b)



(c)

Figure 7: $C(t)$ vs. t for a) $\alpha = 0.5$, b) $\alpha = 0.9$, and c) $\alpha = 1.0$. $N = 10$. Dashed (red) lines are solutions of the generalized equations. Solid (black) lines are expectations values of data from simulations of the Markov process.

In particular, we add a transition at rate:

$$\Theta(a_i) \left(\sum a_j \right)^2 \sigma^2 \eta_i \tag{89}$$

where η is a Gaussian noise source. The purpose of the step function is to prevent an individual neuron from getting a kick which will drive the activity negative. In the following simulations we used $\alpha = 0.5$, $\sigma = 100$ and $N = 100$. The correlated input was given between $t = 20$ and $t = 30$. In the absence of external correlated input, these parameters result in the active state being stable, as shown in Figure 4. As can be seen in Figure 8, the use of the global noise source results in the “switch off” behavior predicted by the generalized equations. If we instead use a Poisson process to provide this external stimulation, one can also see in Figure 4 that the network responds and then reverts back to the active state. The reason for the explicit shut off is that the system has an absorbing state to which it is driven. The more important point is that the correlated input is acting as a source of inhibition whereas the Poisson input serves as an excitatory input. A linear system or one in which the firing rate function $f(s)$ is such that $f''(s) > 0$ will not exhibit this behavior. We chose this particular example for sourcing $C_{ij}(t)$ in order to separate the effects of sourcing $a_i(t)$ as well. Given a more complicated noise source, one would need to examine the phase plane or solve the equations, after determining the effects of the noise source on the normal ordered cumulants.

6 Discussion

We have demonstrated a formalism for constructing the minimal extension of a rate equation to include correlated activity. We have explicitly computed the lowest order results of this extension which provide coupled equations for the mean activity, two-point correlations, and

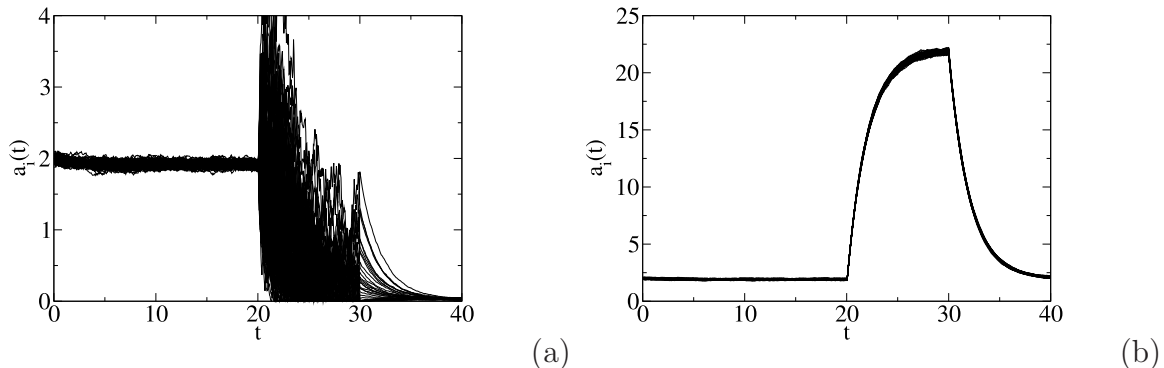


Figure 8: Response of all-to-all network to correlated input. $\alpha = 0.5$, $N = 100$. a) the response to correlated input with $\sigma = 100$. b) the response to a Poisson process with rate $\lambda = 10$. Note the change in scale between the two plots.

linear responses. These results indicate that correlations can have an important impact on the dynamics of a rate equation, affecting both stability and the structure of bifurcations. Our argument relied upon inferring a “minimal” Markov process. Our use of the Doi-Peliti path integral formalism guides our assertion that our inferred Markov process is the simplest one compatible with both the rate equations and their interpretation as measuring some stochastic counting process. Thus, a general extension for any type of rate equation should share the same basic structure that we have described here.

In keeping with this idea, our results have something in common with other approaches to understanding correlations in neural networks. El Boustani and Destexhe [Boustani and Destexhe, 2009] attempt to derive a Markov model for the asynchronous irregular states of an underlying neural system and explore the moment hierarchy of that Markov model. We take the opposite approach, beginning with a presumed set of rate equations and asking what possible restrictions can be placed upon the correlation functions knowing only the dynamics of the rate model. Their hierarchy is truncated via scaling and finite size, whereas our hierarchy’s truncation

(and the truncation of the loop expansion) arises through the distance to a bifurcation in the rate equations. Ginzburg and Sompolinsky [Ginzburg and Sompolinsky, 1994] propose a simple Markov model and study its moment hierarchy. For the correlations, they achieve results similar to the tree level of our loop expansion. An important point of departure is that we consider the recurrent effects the correlations have upon the mean field, which we demonstrate can be sufficiently significant to alter the structure of the bifurcation.

As we predict, our theory breaks down sufficiently near the bifurcation. Examining the dynamics near the critical point requires a different form of analysis such as a renormalization argument. An example was presented in [Buice and Cowan, 2007] where it was argued that a large class of neural models would exhibit scaling laws near a bifurcation like those of the Directed Percolation model [Janssen and Tuber, 2005]. The predictions of this scaling coincide with measurements made in cortical slices of “avalanches” [Beggs and Plenz, 2003]. If criticality is important for neural function [Beggs, 2008], then these sort of approaches will be more important for future work and our rate model extension will be less applicable.

In contrast, supporting the potential usefulness of our rate model extension is the fact that large neural connectivity suppresses correlations and aids the truncation of the hierarchy, an analogous result to the Ginzburg criterion in equilibrium statistical mechanics. In addition, we demonstrated that Poisson-like input in general pushes the system into configurations in which the correlations are suppressed relative to the mean. All of this suggests that our extension will be at least as applicable as the rate models themselves. It remains an important question how to connect our Markov and generalized rate model approach with models of deterministic neurons. Answering this question will likely involve a kinetic theory formulation of the neural systems, such as the one pursued in [Buice and Chow, 2007]. Having derived the generalized equations, it is also now important to explore their further consequences for phenomena such as pattern formation. These questions will be explored in future work.

7 Acknowledgments

We thank Vipul Periwal for helpful suggestions. This work was supported by the Intramural Research Program of the NIH/NIDDK.

A Effective Actions and equations of motion

Consider the generating function for a probability distribution $P(x)$.

$$Z[J] = \int dx P(x) e^{Jx} \quad (90)$$

This is a Laplace transform of $P(x)$. We can recover $P(x)$ by taking the inverse Laplace transform.

$$P(\lambda) = \int dJ \int dx P(x) e^{Jx - J\lambda} \quad (91)$$

The cumulant generating function is given by

$$W[J] = \ln Z[J] \quad (92)$$

so that we have

$$P(\lambda) = \int dJ e^{W[J] - J\lambda} \quad (93)$$

Typically, we cannot calculate this transform, although we can perform a steepest descent approximation. This results in

$$P(\lambda) = e^{-\Gamma[\lambda(\bar{J})]} \int dJ e^{\sum_{n=2} \frac{W^n[\bar{J}]}{n!} (J - \bar{J})^n} \quad (94)$$

where the effective action $\Gamma[\lambda]$ is the Legendre transform of $W[J]$.

$$\Gamma[\lambda] = \lambda J - W[J] \quad (95)$$

and \bar{J} is given by

$$\frac{\partial}{\partial \bar{J}}(\lambda \bar{J} - W[\bar{J}]) = 0 \quad (96)$$

Since $W[J]$ is the generating function of cumulants, we have

$$\left. \frac{\partial}{\partial J} W[J] \right|_{J=0} = \bar{x} \quad (97)$$

where \bar{x} is the mean of the distribution $P(x)$. From the Legendre transformation (95) this is equivalent to

$$\frac{\partial}{\partial \bar{x}} \Gamma[\bar{x}] = 0 \quad (98)$$

which we call the equation of motion for \bar{x} . This also implies that

$$P(\bar{x}) \propto e^{-\Gamma(\bar{x})}. \quad (99)$$

The effective action and hence equation of motion can be derived for all cumulants.

B Generalized Effective Action

We derive the form (64) for the generalized effective action. We begin with the generating functional:

$$Z[J^a, K^{ab}] = \int \mathcal{D}\Phi_a \exp \left(-\frac{1}{\hbar} \left[S[\Phi_a] - \int d^d x dt J^a(x, t) \Phi_a(x, t) \right] \right)$$

$$-\frac{1}{2} \int d^d x d^d x' dt dt' \Phi_a(x, t) K^{ab}(x, t; x', t') \Phi_b(x', t') \Big] \Big) \quad (100)$$

The generalized effective action is given by

$$\begin{aligned} \Gamma[a_a, C_{ab}] &= -W[J^a, K^{ab}] + \int d^d x dt J^a(x, t) a_a(x, t) \\ &+ \frac{1}{2} \int d^d x d^d x' dt dt' [a_a(x, t) a_b(x', t') + h C_{ab}(x, t; x', t')] K^{ab}(x, t; x', t') \end{aligned} \quad (101)$$

with J^a and K^{ab} given by

$$\frac{\delta W[J^a, K^{ab}]}{\delta J^a(x, t)} = a_a(x, t) \quad (102)$$

$$\frac{\delta W[J^a, K^{ab}]}{\delta K^{ab}(x, t; x', t')} = \frac{1}{2} [a_a(x, t) a_b(x', t') + h C_{ab}(x, t; x', t')] \quad (103)$$

The path integral representation is thus

$$\begin{aligned} e^{-\frac{1}{h} \Gamma[a_a, C_{ab}]} &= \int \mathcal{D}\Phi_a \exp \left(-\frac{1}{h} \left[S[\Phi_a] - \int d^d x dt J^a(x, t) (\Phi_a(x, t) - a_a(x, t)) \right. \right. \\ &\quad \left. \left. - \frac{1}{2} \int d^d x d^d x' dt dt' (\Phi_a(x, t) \Phi_b(x', t') - a_a(x, t) a_b(x', t') \right. \right. \\ &\quad \left. \left. - h C_{ab}(x, t; x', t') K^{ab}(x, t; x', t') \right] \right) \end{aligned} \quad (104)$$

We perform the first Legendre transform by shifting $\Phi_a(x, t)$ by the mean value $a_a(x, t)$ and setting J^a equal to

$$J^a = \frac{\delta \Gamma[a_a, C_{ab}]}{\delta a_a} + \frac{1}{2} \int d^d x' dt' a_b(x', t') [K^{ab}(x, t; x', t') + K^{ab}(x', t'; x, t)] \quad (105)$$

which gives

$$\begin{aligned}
e^{-\frac{1}{\hbar}\Gamma[a_a, C_{ab}]} &= e^{-\frac{1}{\hbar}S[a_a]} \int \mathcal{D}\Phi_a \exp \left(-\frac{1}{\hbar} \left[S[\Phi_a + a_a] - S[a_a] - \int d^d x dt \frac{\delta\Gamma[a_a, C_{ab}]}{\delta a_a(x, t)} \Phi_a(x, t) \right. \right. \\
&\quad \left. \left. - \frac{1}{2} \int d^d x d^d x' dt dt' (\Phi_a(x, t)\Phi_b(x', t') - hC_{ab}(x, t; x', t'))K^{ab}(x, t; x', t') \right] \right)
\end{aligned} \tag{106}$$

Defining Γ_1 by

$$\Gamma_1[a_a, C_{ab}] = \Gamma[a_a, C_{ab}] - S[a_a] \tag{107}$$

we have

$$\begin{aligned}
e^{-\frac{1}{\hbar}\Gamma[a_a, C_{ab}]} &= e^{-\frac{1}{\hbar}S[a_a]} \int \mathcal{D}\Phi_a \exp \left(-\frac{1}{\hbar} \left[S[\Phi_a + a_a] - S[a_a] - \int d^d x dt \frac{\delta S[a_a]}{\delta a_a(x, t)} \Phi_a(x, t) \right. \right. \\
&\quad - \int d^d x dt \frac{\delta\Gamma_1[a_a, C_{ab}]}{\delta a_a(x, t)} \Phi_a(x, t) \\
&\quad - \frac{1}{2} \int d^d x d^d x' dt dt' ((\Phi_a(x, t) + a_a)(\Phi_b(x', t') + a_b) - a_a(x, t)a_b(x', t') \\
&\quad \left. \left. - hC_{ab}(x, t; x', t'))K^{ab}(x, t; x', t') \right] \right)
\end{aligned} \tag{108}$$

The term with Γ_1 in the path integral serves to remove ‘‘tadpole’’ contributions. We now fix K^{ab} according to

$$\frac{\delta\Gamma[a_a, C_{ab}]}{\delta C_{ab}(x, t; x', t')} = \frac{1}{2}hK^{ab}(x, t; x', t') \tag{109}$$

which gives

$$\begin{aligned}
e^{-\frac{1}{\hbar}\Gamma[a_a, C_{ab}]} &= e^{-\frac{1}{\hbar}S[a_a]} e^{\int d^d x d^d x' dt dt' \frac{\delta\Gamma[a_a, C_{ab}]}{\delta C_{ab}(x, t; x', t')} C_{ab}} \int \mathcal{D}\Phi_a \exp \left(-\frac{1}{\hbar} [S[\Phi_a + a_a] - S[a_a] \right. \\
&\quad - \int d^d x dt \frac{\delta S[a_a]}{\delta a_a(x, t)} \Phi_a(x, t) \\
&\quad \left. - \int d^d x dt \frac{\delta\Gamma_1[a_a, C_{ab}]}{\delta a_a(x, t)} \Phi_a(x, t) \right)
\end{aligned}$$

$$-\frac{1}{2} \int d^d x d^d x' dt dt' \Phi_a(x, t) \Phi_b(x', t') \frac{\delta \Gamma[a_a, C_{ab}]}{\delta C_{ab}} \Big] \Big) \quad (110)$$

where

$$\text{Tr} \frac{\delta \Gamma[a_a, C_{ab}]}{\delta C_{ab}} C_{ab} = \int d^d x d^d x' dt dt' \frac{\delta \Gamma[a_a, C_{ab}]}{\delta C_{ab}(x, t; x', t')} C_{ab} \quad (111)$$

In the same way that we removed the linear terms in the action by defining Γ_1 , we can remove the quadratic terms by defining Γ_2 .

$$\Gamma_2[a_a, C_{ab}] = \Gamma[a_a, C_{ab}] - S[a_a] - \frac{1}{2} h \text{Tr} \ln (C^{-1})^{ab} - \frac{1}{2} h \text{Tr} (\mathcal{D}^{-1}[a_a])^{ab} C_{ab} + \text{constant} \quad (112)$$

The remaining path integral is given by the sum of two particle irreducible vacuum graphs.

C Tree level equations of motion

In order to calculate the equations of motion, we need to compute the value of both \mathcal{D}^{-1} and Γ_2 . We begin with \mathcal{D}^{-1} .

First we find the intermediate results (which give us the classical equations of motion for a and \tilde{a}):

$$\begin{aligned} \frac{\delta S[a_a]}{\delta \tilde{a}(x, t)} &= (\partial_t + \alpha) a(x, t) - f(w \star [\tilde{a}(x, t) a(x, t) + a(x, t)]) \\ &\quad - \int d^d x'' \tilde{a}(x'', t) f^{(1)}(w \star [\tilde{a}(x'', t) a(x'', t) + a(x'', t)]) w(x'' - x) a(x, t) \end{aligned} \quad (113)$$

$$\frac{\delta S[a_a]}{\delta a(x, t)} = (-\partial_t + \alpha) \tilde{a}(x, t) - \int d^d x'' \tilde{a}(x'', t) f^{(1)}(w \star [\tilde{a}(x'', t) a(x'', t) + a(x'', t)]) w(x'' - x) [\tilde{a}(x, t) + 1] \quad (114)$$

from which follows

$$\begin{aligned}
(\mathcal{D}^{-1}[a_a])^{\tilde{a}\tilde{a}}(x, t; x', t') &= - \left[f^{(1)}(x, t)w(x - x')a(x', t') + f^{(1)}(x', t')w(x' - x)a(x, t) \right] \delta(t - t') \\
&\quad - \int d^d x'' \tilde{a}(x'', t) f^{(2)}(x'', t)w(x'' - x)a(x, t)w(x'' - x')a(x', t)\delta(t - t') \quad (115)
\end{aligned}$$

$$\begin{aligned}
(\mathcal{D}^{-1}[a_a])^{\tilde{a}a}(x, t; x', t') &= (\partial_t + \alpha) \delta(x - x')\delta(t - t') - f^{(1)}(x, t)w(x - x') [\tilde{a}(x', t') + 1] \delta(t - t') \\
&\quad - \int d^d x'' \tilde{a}(x'', t) f^{(1)}(x'', t'')w(x'' - x)\delta(x - x')\delta(t - t') \\
&\quad - \int d^d x'' \tilde{a}(x'', t) f^{(2)}(x'', t'')w(x'' - x)a(x, t)w(x'' - x') [\tilde{a}(x', t') + 1] \delta(t - t') \quad (116)
\end{aligned}$$

$$\begin{aligned}
(\mathcal{D}^{-1}[a_a])^{a\tilde{a}}(x, t; x', t') &= (-\partial_t + \alpha) \delta(x - x')\delta(t - t') - f^{(1)}(x', t)w(x' - x) [\tilde{a}(x, t) + 1] \delta(t - t') \\
&\quad - \int d^d x'' \tilde{a}(x'', t) f^{(1)}(x'', t'')w(x'' - x)\delta(x - x')\delta(t - t') \\
&\quad - \int d^d x'' \tilde{a}(x'', t) f^{(2)}(x'', t'')w(x'' - x')a(x', t)w(x'' - x) [\tilde{a}(x, t) + 1] \delta(t - t') \quad (117)
\end{aligned}$$

$$(\mathcal{D}^{-1}[a_a])^{aa}(x, t; x', t') = - \int d^d x'' \tilde{a}(x'', t) f^{(2)}(x'', t)w(x'' - x)w(x'' - x') [\tilde{a}(x, t) + 1] [\tilde{a}(x', t) + 1] \delta(t - t') \quad (118)$$

The terms $f^{(n)}(x, t)$ indicate the n th derivative of f . Note that we have suppressed the argument, so that $f^{(n)}(x, t) = f^{(n)}(w \star [\tilde{a}(x, t)a(x, t) + a(x, t)])$

We can now write down the equations of motion from (69), minus the loop corrections. The first “diagonal” equation (for $\tilde{a}\tilde{a}$) is:

$$\begin{aligned}
&(\partial_t + \alpha) C_{a\tilde{a}}(x, t; x_0, t_0) - \int d^d x' f^{(1)}(x, t)w(x - x') [\tilde{a}(x', t') + 1] C_{a\tilde{a}}(x', t; x_0, t_0) \\
&\quad - \int d^d x'' \tilde{a}(x'', t) f^{(1)}(x'', t'')w(x'' - x)C_{a\tilde{a}}(x, t; x_0, t_0) \\
&\quad - \int d^d x'' d^d x' \tilde{a}(x'', t) f^{(2)}(x'', t'')w(x'' - x)a(x, t)w(x'' - x') [\tilde{a}(x', t') + 1] C_{a\tilde{a}}(x', t; x_0, t_0)
\end{aligned}$$

$$\begin{aligned}
& - \int d^d x' \left[f^{(1)}(x, t) w(x - x') a(x', t') + f^{(1)}(x', t') w(x' - x) a(x, t) \right] C_{\tilde{a}\tilde{a}}(x', t; x_0, t_0) \\
& - \int d^d x'' d^d x' \tilde{a}(x'', t) f^{(2)}(x'', t) w(x'' - x) a(x, t) w(x'' - x') a(x', t) C_{\tilde{a}\tilde{a}}(x', t; x_0, t_0) \\
& = \delta(x - x_0) \delta(t - t_0)
\end{aligned} \tag{119}$$

The second “diagonal” equation (for aa):

$$\begin{aligned}
& (-\partial_t + \alpha) C_{\tilde{a}a}(x, t; x_0, t_0) - \int d^d x' f^{(1)}(x', t) w(x' - x) [\tilde{a}(x, t) + 1] C_{\tilde{a}a}(x', t; x_0, t_0) \\
& \quad - \int d^d x'' \tilde{a}(x'', t) f^{(1)}(x'', t) w(x'' - x) C_{\tilde{a}a}(x, t; x_0, t_0) \\
& - \int d^d x'' d^d x' \tilde{a}(x'', t) f^{(2)}(x'', t) w(x'' - x') a(x', t) w(x'' - x) [\tilde{a}(x, t) + 1] C_{\tilde{a}a}(x', t; x_0, t_0) \\
& - \int d^d x'' d^d x' \tilde{a}(x'', t) f^{(2)}(x'', t) w(x'' - x) w(x'' - x') [\tilde{a}(x, t) + 1] [\tilde{a}(x', t) + 1] C_{aa}(x', t; x_0, t_0) \\
& = \delta(x - x_0) \delta(t - t_0)
\end{aligned} \tag{120}$$

The “off-diagonal” equations are (starting with $\tilde{a}a$):

$$\begin{aligned}
& (\partial_t + \alpha) C_{aa}(x, t; x_0, t_0) - \int d^d x' f^{(1)}(x, t) w(x - x') [\tilde{a}(x', t') + 1] C_{aa}(x', t; x_0, t_0) \tag{121} \\
& \quad - \int d^d x'' \tilde{a}(x'', t) f^{(1)}(x'', t) w(x'' - x) C_{aa}(x, t; x_0, t_0) \\
& - \int d^d x'' d^d x' \tilde{a}(x'', t) f^{(2)}(x'', t) w(x'' - x) a(x, t) w(x'' - x') [\tilde{a}(x', t') + 1] C_{aa}(x', t; x_0, t_0) \\
& - \int d^d x' \left[f^{(1)}(x, t) w(x - x') a(x', t') + f^{(1)}(x', t') w(x' - x) a(x, t) \right] C_{\tilde{a}a}(x', t; x_0, t_0) \\
& - \int d^d x'' d^d x' \tilde{a}(x'', t) f^{(2)}(x'', t) w(x'' - x) a(x, t) w(x'' - x') a(x', t) C_{\tilde{a}a}(x', t; x_0, t_0) = 0
\end{aligned}$$

and the other ($a\tilde{a}$):

$$\begin{aligned}
& (-\partial_t + \alpha) C_{\tilde{a}\tilde{a}}(x, t; x_0, t_0) - \int d^d x' f^{(1)}(x', t) w(x' - x) [\tilde{a}(x, t) + 1] C_{\tilde{a}\tilde{a}}(x', t; x_0, t_0) \quad (122) \\
& \quad - \int d^d x'' \tilde{a}(x'', t) f^{(1)}(x'', t'') w(x'' - x) C_{\tilde{a}\tilde{a}}(x, t; x_0, t_0) \\
& - \int d^d x'' d^d x' \tilde{a}(x'', t) f^{(2)}(x'', t'') w(x'' - x') a(x', t) w(x'' - x) [\tilde{a}(x, t) + 1] C_{\tilde{a}\tilde{a}}(x', t; x_0, t_0) \\
& - \int d^d x'' d^d x' \tilde{a}(x'', t) f^{(2)}(x'', t'') w(x'' - x) w(x'' - x') [\tilde{a}(x, t) + 1] [\tilde{a}(x', t) + 1] C_{\tilde{a}\tilde{a}}(x', t; x_0, t_0) = 0
\end{aligned}$$

The “mean field” portion of the equations of motion (67) are obtained from equations (113) and (114) (by setting the LHS to zero). The remainder of the equations of motion are “classical” terms dependent on the correlation functions, and loop corrections. The latter are given by the term $\frac{1}{2} h \frac{\delta}{\delta a_a} \text{Tr} (\mathcal{D}^{-1} [a_a])^{ab} C_{ab}$ in equation (67). The term in the trace is, of course, the sum of the LHS of equations 119 and 120.

We can simplify the equations for the mean field by realizing that any term involving $C_{\tilde{a}\tilde{a}}$ or $C_{a\tilde{a}}$ can be ignored because they will only appear in the form $C_{\tilde{a}\tilde{a}}(x', t; x, t)$, i.e. at equal initial and final times. These will be zero. This can be seen as either the “initial condition” for the linear response terms or as a manifestation of the “ $\epsilon(0)$ ” problem in quantum field theory. [Zinn-Justin, 2002]

Furthermore, we can use some results from the full theory. In particular, we have

$$C_{\tilde{a}\tilde{a}}(x, t; x', t') = 0 \quad (123)$$

$$\tilde{a}(x, t) = 0 \quad (124)$$

because causality enforces that $\tilde{\varphi}$ operators can’t contract with anything “in the past”.

The equation for $a(x, t)$ is then:

$$\begin{aligned}
& (\partial_t + \alpha) a(x, t) - f(w \star a(x, t)) \\
& - \int d^d x' d^d x'' f^{(2)}(x, t) w(x - x'') w(x - x') C_{aa}(x', t; x'', t) = 0
\end{aligned} \tag{125}$$

Applying these same simplifications to the equations for C_{ab} , we get:

$$\begin{aligned}
& (\partial_t + \alpha) C_{a\bar{a}}(x, t; x_0, t_0) - \int d^d x' f^{(1)}(w \star a(x, t)) w(x - x') C_{a\bar{a}}(x', t; x_0, t_0) \\
& = \delta(x - x_0) \delta(t - t_0)
\end{aligned} \tag{126}$$

$$\begin{aligned}
& (-\partial_t + \alpha) C_{\bar{a}a}(x, t; x_0, t_0) - \int d^d x' f^{(1)}(w \star a(x', t)) w(x' - x) C_{\bar{a}a}(x', t; x_0, t_0) \\
& = \delta(x - x_0) \delta(t - t_0)
\end{aligned} \tag{127}$$

$$\begin{aligned}
& (\partial_t + \alpha) C_{aa}(x, t; x_0, t_0) - \int d^d x' f^{(1)}(w \star a(x, t)) w(x - x') C_{aa}(x', t; x_0, t_0) \\
& - \int d^d x' \left[f^{(1)}(w \star a(x, t)) w(x - x') a(x', t') + f^{(1)}(w \star a(x', t)) w(x' - x) a(x, t) \right] C_{\bar{a}a}(x', t; x_0, t_0) \\
& = 0
\end{aligned} \tag{128}$$

together with the conditions

$$C_{aa}(x, t; x', t') = C_{aa}(x', t'; x, t) \tag{129}$$

$$C_{\bar{a}a}(x, t; x', t') = C_{\bar{a}a}(x', t'; x, t) \tag{130}$$

References

[Abbott and van Vreeswijk, 1993] Abbott, L. and van Vreeswijk, C. (1993). Asynchronous states in networks of pulse-coupled oscillators. *Phys. Rev. E*, 48(2):1483–1490.

- [Amari, 1975] Amari, S. (1975). Homogeneous nets of neuron-like elements. *Biological Cybernetics*, 17:211–220.
- [Amari, 1977] Amari, S. (1977). Dynamics of pattern formation in lateral-inhibition type neural fields. *Biological Cybernetics*, 27:77–87.
- [Amit and Brunel, 1997a] Amit, D. and Brunel, N. (1997a). Model of global spontaneous activity and local structured activity during delay periods in the cerebral cortex. *Cereb. Cortex*, 7(3):237–252.
- [Amit and Brunel, 1997b] Amit, D. J. and Brunel, N. (1997b). Dynamics of a recurrent network of spiking neurons before and following learning. *Network: Computation in Neural Systems*, 8(4):373–404.
- [Amit et al., 1985] Amit, D. J., Gutfreund, H., and Sompolinsky, H. (1985). Spin-glass models of neural networks. *Physical Review A*, 32(2):1007–1018.
- [Beggs, 2008] Beggs, J. M. (2008). The criticality hypothesis: how local cortical networks might optimize information processing. *Philosophical Transactions of The Royal Society A*, 366(1864):329–343.
- [Beggs and Plenz, 2003] Beggs, J. M. and Plenz, D. (2003). Neuronal avalanches in neocortical circuits. *The Journal of Neuroscience*, 23(35):11167–11177.
- [Beshel et al., 2007] Beshel, J., Kopell, N., and Kay, L. (2007). Olfactory bulb gamma oscillations are enhanced with task demands. *Journal of Neuroscience*, 27(31):8358–65.
- [Boustani and Destexhe, 2009] Boustani, S. E. and Destexhe, A. (2009). A master equation formalism for macroscopic modeling of asynchronous irregular activity states. *Neural Computation*, 21:46–100.

- [Bressloff et al., 2002] Bressloff, P., Cowan, J. D., Golubitsky, M., Thomas, P. J., and Wiener, M. C. (2002). Geometric visual hallucinations, euclidean symmetry and the functional architecture of striate cortex. *Philosophical Transactions of the Royal Society of London B*, 356:299–330.
- [Brunel and Hansel, 2006] Brunel, N. and Hansel, D. (2006). How noise affects the synchronization properties of recurrent networks of inhibitory neurons. *Neural Comput.*, 18(5):1066–1110.
- [Buice and Chow, 2007] Buice, M. A. and Chow, C. C. (2007). Correlations, fluctuations, and stability of a finite-size network of coupled oscillators. *Physical Review E (Statistical, Nonlinear, and Soft Matter Physics)*, 76(3):031118.
- [Buice and Cowan, 2007] Buice, M. A. and Cowan, J. D. (2007). Field theoretic approach to fluctuation effects for neural networks. *Physical Review E*, 75:051919.
- [Cai et al., 2004] Cai, D., Tao, L., Shelley, M., and McLaughlin, D. W. (2004). An effective kinetic representation of fluctuation-driven neuronal networks with application to simple and complex cells in visual cortex. *Proceedings of the National Academy of Sciences of the United States of America*, 101(20):7757–7762.
- [Cohen and Grossberg, 1983] Cohen, M. and Grossberg, S. (1983). Absolute stability and global pattern formation and parallel storage by competitive neural networks. *IEEE Transactions on Systems, Man, and Cybernetics*, 13:815–826.
- [Coombes, 2005] Coombes, S. (2005). Waves, bumps, and patterns in neural field theories. *Biological Cybernetics*, 93:91–108.
- [Cornwall et al., 1974] Cornwall, J. M., Jackiw, R., and Tomboulis, E. (1974). Effective action for composite operators. *Physical Review D*, 10(8):2428–2445.

- [Doi, 1976a] Doi, M. (1976a). Second quantization representation for classical many-particle system. *Journal of Physics A: Mathematical and General*, 9(9):1465–77.
- [Doi, 1976b] Doi, M. (1976b). Stochastic theory of diffusion controlled reaction. *Journal of Physics A: Mathematical and General*, 9(9):1479–95.
- [Ermentrout, 1998] Ermentrout, B. (1998). Neural networks as spatio-temporal pattern-forming systems. *Reports on Progress in Physics*, 61(4):353–430.
- [Ermentrout and Cowan, 1979] Ermentrout, G. B. and Cowan, J. D. (1979). A mathematical theory of visual hallucination patterns. *Biological Cybernetics*, 34:137–150.
- [Fourcaud and Brunel, 2002] Fourcaud, N. and Brunel, N. (2002). Dynamics of the firing probability of noisy integrate-and-fire neurons. *Neural Comput.*, 14(9):2057–2110.
- [Fusi and Mattia, 1999] Fusi, S. and Mattia, M. (1999). Collective behavior of networks with linear (vlsi) integrate-and-fire neurons. *Neural Computation*, 11(3):633–652.
- [Gerstner, 1995] Gerstner, W. (1995). Time structure of the activity in neural network models. *Phys. Rev. E*, 51(1):738–758.
- [Gerstner, 2000] Gerstner, W. (2000). Population dynamics of spiking neurons: Fast transients, asynchronous states, and locking. *Neural Computation*, 12:43–89.
- [Gerstner and Kistler, 2002] Gerstner, W. and Kistler, W. M. (2002). *Spiking Neuron Models*. Cambridge University Press.
- [Ginzburg and Sompolinsky, 1994] Ginzburg, I. and Sompolinsky, H. (1994). Theory of correlations in stochastic neural networks. *Physical Review E*, 50(4):3171–3191.
- [Golomb and Hansel, 2000] Golomb, D. and Hansel, D. (2000). The number of synaptic inputs and the synchrony of large, sparse neuronal networks. *Neural Comput.*, 12(5):1095–1139.

- [Gray and Singer, 1989] Gray, C. M. and Singer, W. (1989). Stimulus-specific neuronal oscillations in orientation columns of cat visual cortex. *Proceedings of the National Academy of Sciences of the United States of America*, 86(5):1698–1702.
- [Hansel and Mato, 2003] Hansel, D. and Mato, G. (2003). Asynchronous states and the emergence of synchrony in large networks of interacting excitatory and inhibitory neurons. *Neural Comput.*, 15(1):1–56.
- [Hopfield, 1982] Hopfield, J. (1982). Neural networks and physical systems with emergent collective computational abilities. *Proceedings of the National Academy of Sciences*, 79.
- [Hopfield, 1984] Hopfield, J. (1984). Neurons with graded response have collective computational properties like those of two state neurons. *Proceedings of the National Academy of Sciences*, 81.
- [Ichimaru, 1973] Ichimaru, S. (1973). *Basic principles of Plasma Physics: A Statistical Approach*. W.A. Benjamin Advanced Book Program.
- [Janssen and Tuber, 2005] Janssen, H.-K. and Tuber, U. C. (2005). The field theory approach to percolation processes. *Annals of Physics*, 315(1):147 – 192. Special Issue.
- [Laing and Chow, 2001] Laing, C. and Chow, C. (2001). Stationary bumps in networks of spiking neurons. *Neural Computation*, 13(7):1473–1494.
- [Martin et al., 1973] Martin, P. C., Siggia, E. D., and Rose, H. A. (1973). Statistical dynamics of classical systems. *Physical Review A*, 8(1):423–437.
- [Mattia and Del Giudice, 2002] Mattia, M. and Del Giudice, P. (2002). Population dynamics of interacting spiking neurons. *Phys. Rev. E*, 66(5):051917.
- [Meyer and van Vreeswijk, 2002] Meyer, C. and van Vreeswijk, C. (2002). Temporal correlations in stochastic networks of spiking neurons. *Neural Comput.*, 14(2):369–404.

- [N., 2000] N., B. (6 May 2000). Dynamics of sparsely connected networks of excitatory and inhibitory spiking neurons. *Journal of Computational Neuroscience*, 8:183–208(26).
- [Nicholson, 1992] Nicholson, D. R. (1992). *Introduction to Plasma Theory*. Krieger Publishing Company.
- [Nykamp and Tranchina, 2000] Nykamp, D. Q. and Tranchina, D. (2000). A population density approach that facilitates large-scale modeling of neural networks: Analysis and an application to orientation tuning. *J. Comp. Neurosci*, 8.
- [Peliti, 1985] Peliti, L. (1985). Path integral approach to birth-death processes on a lattice. *Journal de Physique*, 46:1469–1483.
- [Peretto, 1984] Peretto, P. (1984). Collective properties of neural networks: a statistical physics approach. *Biological Cybernetics*, 50:51–62.
- [Plesser and Gerstner, 2000] Plesser, H. E. and Gerstner, W. E. (2000). Noise in integrate-and-fire neurons: From stochastic input to escape rates. *Neural Comput.*, 12(2):367–384.
- [Salinas and Sejnowski, 2002] Salinas, E. and Sejnowski, T. J. (2002). Integrate-and-fire neurons driven by correlated stochastic input. *Neural Comput.*, 14(9):2111–2155.
- [Softky and Koch, 1993] Softky, W. R. and Koch, C. (1993). The highly irregular firing of cortical cells is inconsistent with temporal integration of random epsps. *The Journal of Neuroscience*, 13(1):334–350.
- [Soula et al., 2006] Soula, H., Beslon, G., and Mazet, O. (2006). Spontaneous dynamics of asymmetric random recurrent spiking neural networks. *Neural Comput.*, 18(1):60–79.
- [Soula and Chow, 2007] Soula, H. and Chow, C. C. (2007). Stochastic dynamics of a finite-size spiking neural network. *Neural Comput.*, 19(12):3262–3292.

- [Tauber et al., 2005] Tauber, U. C., Howard, M., and Vollmayr-Lee, B. P. (2005). Applications of field-theoretic renormalization group methods to reaction–diffusion problems. *Journal of Physics A: Mathematical and General*, 38(17):R79–R131.
- [Treves, 1993] Treves, A. (August 1993). Mean-field analysis of neuronal spike dynamics. *Network: Computation in Neural Systems*, 4:259–284(26).
- [Vreeswijk and Sompolinsky, 1996] Vreeswijk, C. V. and Sompolinsky, H. (1996). Chaos in neuronal networks with balanced excitatory and inhibitory activity. *Science*, 274:1724–1726.
- [Vreeswijk and Sompolinsky, 1998] Vreeswijk, C. V. and Sompolinsky, H. (1998). Chaotic balanced state in a model of cortical circuits. *Neural Comput*, 10:1321–1371.
- [Wilson and Cowan, 1972] Wilson, H. R. and Cowan, J. D. (1972). Excitatory and inhibitory interactions in localized populations of model neurons. *Biophysical Journal*, 12.
- [Wilson and Cowan, 1973] Wilson, H. R. and Cowan, J. D. (1973). A mathematical theory of the functional dynamics of cortical and thalamic nervous tissue. *Kybernetik*, 13:55–80.
- [Zinn-Justin, 2002] Zinn-Justin, J. (2002). *Quantum Field Theory and Critical Phenomena*. Oxford Science Publications, 4 edition.