

Branching Ratios, Forward-backward Asymmetry and Angular Distributions of $B \rightarrow K_1 l^+ l^-$ Decays

Run-Hui Li^{a,b}, Cai-Dian Lü^{a,c} and Wei Wang^{a*}

^a *Institute of High Energy Physics, P.O. Box 918(4) Beijing 100049, People's Republic of China*

^b *School of Physics, Shandong University, Jinan 250100, People's Republic of China*

^c *Theoretical Physics Center for Science Facilities, Beijing 100049, People's Republic of China*

Using the $B \rightarrow K_1$ form factors evaluated in the perturbative QCD approach, we study semileptonic $B \rightarrow K_1(1270)l^+l^-$ and $B \rightarrow K_1(1400)l^+l^-$ decays, where $K_1(1270)$ and $K_1(1400)$ are mixtures of K_{1A} and K_{1B} which are 3P_1 and 1P_1 states, respectively. Using the technique of helicity amplitudes, we express the decay amplitudes in terms of several independent and Lorentz invariant pieces. We study the dilepton invariant mass distributions, branching ratios, polarizations and forward-backward asymmetries of $B \rightarrow K_1 l^+ l^-$ decays. The ambiguity in the sign of the mixing angle will induce very large differences to branching ratios of semileptonic B decays: branching ratios without resonant contributions either have the order of 10^{-6} or 10^{-8} . But the polarizations and the forward-backward asymmetries are not sensitive to the mixing angles. We find that the resonant contributions will dramatically change the dilepton invariant mass distributions in the resonant region. We also provide the angular distributions of $B \rightarrow K_1 l^+ l^- \rightarrow (K\pi\pi)l^+ l^-$ decays.

PACS numbers: 13.20.He, 14.40.Ev

I. INTRODUCTION

Semileptonic and nonleptonic B decays provide an ideal place to precisely test the standard model (SM) and search for new physics (NP) scenarios beyond the SM. The flavor-changing neutral-current(FCNC) $b \rightarrow s$ transitions are induced by the loop effect in the SM, thus the relevant decay rates are typically small. The NP models can either enhance the Wilson coefficients or introduce new kinds of effective operators. Through the measurements of observables such as branching ratios and direct CP asymmetries in semileptonic and nonleptonic B decays, experimentalists may figure out those contributions from the NP models. Correspondingly, the $b \rightarrow s$ transitions have received lots of consideration.

Besides the $B \rightarrow K^* \gamma$ and $B \rightarrow K^* l^+ l^-$, radiative and semileptonic B decays involving an axial-vector meson in the final state are also sensitive to the NP contributions. In the quark model, there are two kinds of axial-vector mesons: the quantum numbers are $J^{PC} = 1^{++}$ or $J^{PC} = 1^{+-}$, where P, C denotes the parity and charge parity of the meson, respectively. The two strange axial-vector mesons K_{1A} and K_{1B} can mix with each other and form two physical states $K_1(1270)$ and $K_1(1400)$. But the mixing angle is not uniquely determined only using the $\tau \rightarrow K_1(1270)\bar{\nu}$ and $\tau \rightarrow K_1(1400)\bar{\nu}$ data. Thus radiative and semileptonic B decay channels not only provide valuable information on weak interactions but also offer an opportunity to detect the internal structure of the K_1 mesons [1, 2, 3, 4, 5, 6, 7, 8, 9, 10, 11, 12, 13].

In our previous work [14, 15], we have studied the $B \rightarrow A$ form factors in the perturbative QCD (PQCD) approach. The predicted form factors are consistent with many nonleptonic $B \rightarrow AP$ decays such as $\bar{B}^0 \rightarrow a_1^\pm \pi^\mp$ [16, 17]. Semileptonic $B \rightarrow Al\bar{\nu}$ decays have also been studied and will be put on stringent experimental tests in the future. In the present work, we will investigate the $B \rightarrow K_1(1270)l^+l^-$ and $B \rightarrow K_1(1400)l^+l^-$ decays, including the dilepton

* wwang@mail.ihep.ac.cn

invariant mass distributions, branching ratios, polarizations and forward-backward asymmetries. We will use the helicity amplitudes to decompose the decay amplitudes into several independent and Lorentz invariant pieces. All of them can be easily evaluated in convenient frames. Our results are helpful to fix the mixing angle with the help of the future data, for example, branching ratios are found to be sensitive to the sign of mixing angles. Since the K_1 meson can only be reconstructed by at least three pseudoscalar mesons, the angular distributions in $\bar{B} \rightarrow \bar{K}_1 l^+ l^- \rightarrow (K\pi\pi)l^+ l^-$ decays are investigated.

This paper is organized as follows. In Sec. II, we will introduce the effective Hamiltonian which is responsible for $\bar{B} \rightarrow \bar{K}_1 l^+ l^-$ decays. Results for the $B \rightarrow K_1$ form factors in the perturbative QCD approach are collected in Sec. III. In Sec. IV, we will construct the decay amplitudes in terms of helicity amplitudes. The dilepton spectrum, the branching ratios, and the forward-backward asymmetries in the $\bar{B} \rightarrow \bar{K}_1 l^+ l^-$ decay are then studied. At the end of this section, we present some discussions on angular distributions. Our conclusion is given in the last section. In Appendices A, B and C, we give the explicit expressions for the effective Wilson coefficient C_9^{eff} , the mixing of the K_1 mesons, and the technique of helicity amplitudes, respectively.

II. EFFECTIVE HAMILTONIAN

The effective Hamiltonian responsible for the $b \rightarrow sl^+ l^-$ transition is given by

$$\mathcal{H}_{\text{eff}} = -\frac{G_F}{\sqrt{2}} V_{tb} V_{ts}^* \sum_{i=1}^{10} C_i(\mu) O_i(\mu), \quad (1)$$

where V_{tb} and V_{ts} are the Cabibbo-Kobayashi-Maskawa matrix elements. $C_i(\mu)$ are the Wilson coefficients, and the local operators $O_i(\mu)$ are given by [18]

$$\begin{aligned} O_1 &= (\bar{s}_\alpha c_\alpha)_{V-A} (\bar{c}_\beta b_\beta)_{V-A}, & O_2 &= (\bar{s}_\alpha c_\beta)_{V-A} (\bar{c}_\beta b_\alpha)_{V-A}, \\ O_3 &= (\bar{s}_\alpha b_\alpha)_{V-A} \sum_q (\bar{q}_\beta q_\beta)_{V-A}, & O_4 &= (\bar{s}_\alpha b_\beta)_{V-A} \sum_q (\bar{q}_\beta q_\alpha)_{V-A}, \\ O_5 &= (\bar{s}_\alpha b_\alpha)_{V-A} \sum_q (\bar{q}_\beta q_\beta)_{V+A}, & O_6 &= (\bar{s}_\alpha b_\beta)_{V-A} \sum_q (\bar{q}_\beta q_\alpha)_{V+A}, \\ O_7 &= \frac{em_b}{8\pi^2} \bar{s} \sigma^{\mu\nu} (1 + \gamma_5) b F_{\mu\nu} + \frac{em_s}{8\pi^2} \bar{s} \sigma^{\mu\nu} (1 - \gamma_5) b F_{\mu\nu}, \\ O_9 &= \frac{\alpha_{\text{em}}}{2\pi} (\bar{l} \gamma_\mu l) (\bar{s} \gamma^\mu (1 - \gamma_5) b), & O_{10} &= \frac{\alpha_{\text{em}}}{2\pi} (\bar{l} \gamma_\mu \gamma_5 l) (\bar{s} \gamma^\mu (1 - \gamma_5) b), \end{aligned} \quad (2)$$

where $(\bar{q}_1 q_2)_{V-A} (\bar{q}_3 q_4)_{V-A} \equiv (\bar{q}_1 \gamma^\mu (1 - \gamma_5) q_2) (\bar{q}_3 \gamma_\mu (1 - \gamma_5) q_4)$, and $(\bar{q}_1 q_2)_{V-A} (\bar{q}_3 q_4)_{V+A} \equiv (\bar{q}_1 \gamma^\mu (1 - \gamma_5) q_2) (\bar{q}_3 \gamma_\mu (1 + \gamma_5) q_4)$. The amplitude for $b \rightarrow sl^+ l^-$ transition can be decomposed as

$$\begin{aligned} \mathcal{A}(b \rightarrow sl^+ l^-) &= \frac{G_F}{2\sqrt{2}} \frac{\alpha_{\text{em}}}{\pi} V_{tb} V_{ts}^* \left\{ C_9^{\text{eff}}(q^2) [\bar{s} \gamma_\mu (1 - \gamma_5) b] [\bar{l} \gamma^\mu l] + C_{10} [\bar{s} \gamma_\mu (1 - \gamma_5) b] [\bar{l} \gamma^\mu \gamma_5 l] \right. \\ &\quad \left. - 2m_b C_7^{\text{eff}} [\bar{s} i \sigma_{\mu\nu} \frac{q^\nu}{q^2} (1 + \gamma_5) b] [\bar{l} \gamma^\mu l] - 2m_s C_7^{\text{eff}} [\bar{s} i \sigma_{\mu\nu} \frac{q^\nu}{q^2} (1 - \gamma_5) b] [\bar{l} \gamma^\mu l] \right\}, \end{aligned} \quad (3)$$

with m_b as the b quark mass in the $\overline{\text{MS}}$ scheme. $C_7^{\text{eff}} = C_7 - C_5/3 - C_6$ and C_9^{eff} contains both the long-distance and short-distance contributions, which is given by

$$C_9^{\text{eff}}(q^2) = C_9(\mu) + Y_{\text{pert}}(\hat{s}) + Y_{\text{LD}}(q^2). \quad (4)$$

with $\hat{s} = q^2/m_B^2$. Y_{pert} represents the perturbative contributions, and Y_{LD} is the long-distance part. For the explicit expressions of Y_{pert} and Y_{LD} , see Appendix A.

TABLE I: $B \rightarrow K_{1A,1B}$ form factors. a, b are the parameters of the form factors in dipole parametrization. The errors are from: decay constant of B meson and shape parameter ω_b ; Λ_{QCD} and the scales t_e ; Gegenbauer moments of axial-vectors' LCDAs. The three kinds of uncertainties for the fitter parameters a and b are quadratically added together.

F	$F(0)$	a	b	F	$F(0)$	a	b
$A^{BK_{1A}}$	$0.27^{+0.06+0.00+0.06}_{-0.05-0.01-0.06}$	$1.73^{+0.07}_{-0.06}$	$0.67^{+0.09}_{-0.07}$	$A^{BK_{1B}}$	$0.20^{+0.04+0.01+0.05}_{-0.04-0.01-0.05}$	$1.73^{+0.07}_{-0.06}$	$0.68^{+0.08}_{-0.06}$
$V_0^{BK_{1A}}$	$0.35^{+0.08+0.01+0.13}_{-0.07-0.02-0.13}$	$1.73^{+0.07}_{-0.09}$	$0.66^{+0.09}_{-0.10}$	$V_0^{BK_{1B}}$	$0.52^{+0.12+0.01+0.07}_{-0.10-0.02-0.07}$	$1.72^{+0.06}_{-0.06}$	$0.64^{+0.07}_{-0.06}$
$V_1^{BK_{1A}}$	$0.47^{+0.11+0.01+0.01}_{-0.09-0.01-0.01}$	$0.75^{+0.09}_{-0.04}$	$-0.13^{+0.10}_{-0.00}$	$V_1^{BK_{1B}}$	$0.36^{+0.08+0.01+0.09}_{-0.07-0.02-0.08}$	$0.78^{+0.06}_{-0.05}$	$-0.10^{+0.05}_{-0.03}$
$V_2^{BK_{1A}}$	$0.14^{+0.03+0.00+0.02}_{-0.03-0.01-0.02}$	--	--	$V_2^{BK_{1B}}$	$0.00^{+0.00+0.00+0.03}_{-0.00-0.00-0.03}$	--	--
$T_1^{BK_{1A}}$	$0.37^{+0.08+0.01+0.01}_{-0.07-0.01-0.01}$	$1.70^{+0.08}_{-0.07}$	$0.63^{+0.08}_{-0.09}$	$T_1^{BK_{1B}}$	$0.29^{+0.06+0.01+0.06}_{-0.06-0.01-0.06}$	$1.68^{+0.08}_{-0.07}$	$0.61^{+0.10}_{-0.06}$
$T_2^{BK_{1A}}$	$0.37^{+0.08+0.01+0.01}_{-0.07-0.01-0.01}$	$0.72^{+0.10}_{-0.07}$	$-0.16^{+0.06}_{-0.01}$	$T_2^{BK_{1B}}$	$0.29^{+0.06+0.01+0.06}_{-0.06-0.01-0.06}$	$0.73^{+0.07}_{-0.07}$	$-0.14^{+0.03}_{-0.04}$
$T_3^{BK_{1A}}$	$0.33^{+0.08+0.00+0.08}_{-0.07-0.01-0.08}$	$1.61^{+0.09}_{-0.06}$	$0.54^{+0.11}_{-0.05}$	$T_3^{BK_{1B}}$	$0.20^{+0.05+0.01+0.05}_{-0.04-0.01-0.05}$	$1.38^{+0.08}_{-0.09}$	$0.43^{+0.06}_{-0.07}$

III. $B \rightarrow K_1$ FORM FACTORS

$\bar{B} \rightarrow A$ transition form factors are defined by

$$\begin{aligned}
\langle A(P_2, \epsilon^*) | \bar{q} \gamma^\mu \gamma_5 b | \bar{B}(P_B) \rangle &= -\frac{2iA(q^2)}{m_B - m_A} \epsilon^{\mu\nu\rho\sigma} \epsilon_\nu^* P_{B\rho} P_{2\sigma}, \\
\langle A(P_2, \epsilon^*) | \bar{q} \gamma^\mu b | \bar{B}(P_B) \rangle &= -2m_A V_0(q^2) \frac{\epsilon^* \cdot q}{q^2} q^\mu - (m_B - m_A) V_1(q^2) \left[\epsilon_\mu^* - \frac{\epsilon^* \cdot q}{q^2} q^\mu \right] \\
&\quad + V_2(q^2) \frac{\epsilon^* \cdot q}{m_B - m_A} \left[(P_B + P_2)^\mu - \frac{m_B^2 - m_A^2}{q^2} q^\mu \right], \\
\langle A(P_2, \epsilon^*) | \bar{q} \sigma^{\mu\nu} \gamma_5 q_\nu b | \bar{B}(P_B) \rangle &= -2T_1(q^2) \epsilon^{\mu\nu\rho\sigma} \epsilon_\nu^* P_{B\rho} P_{2\sigma}, \\
\langle A(P_2, \epsilon^*) | \bar{q} \sigma^{\mu\nu} q_\nu b | \bar{B}(P_B) \rangle &= -iT_2(q^2) [(m_B^2 - m_A^2) \epsilon^{*\mu} - (\epsilon^* \cdot q)(P_B + P_2)^\mu] \\
&\quad - iT_3(q^2) (\epsilon^* \cdot q) \left[q^\mu - \frac{q^2}{m_B^2 - m_A^2} (P_B + P_2)^\mu \right], \tag{5}
\end{aligned}$$

where m_A is the mass of the axial-vector meson. The relation $2m_A V_0 = (m_B - m_A) V_1 - (m_B + m_A) V_2$ is obtained at $q^2 = 0$. In the PQCD approach, we find that this relation for the whole kinematic region becomes

$$V_2 = \left[\frac{(1 - r_2)^2}{\rho} V_1 - \frac{2r_2(1 + r_2)V_0}{\rho} \right], \tag{6}$$

where $r_2 = \frac{m_A}{m_B}$ and $\rho = 1 - q^2/m_B^2$. Numerical results for the $B \rightarrow K_1(1270)$ and $B \rightarrow K_1(1400)$ form factors are quoted from our previous work [14, 15] and collected in Table I. The form factors in the large recoiling region are directly calculated. In order to extrapolate the form factors to the whole kinematic region, we have adopted the dipole parametrization for the form factors

$$F(q^2) = \frac{F(0)}{1 - a(q^2/m_B^2) + b(q^2/m_B^2)^2}. \tag{7}$$

The errors in the results are from: the decay constant of B meson and shape parameter ω_b ; Λ_{QCD} ($(0.25 \pm 0.05)\text{GeV}$) and the factorization scales; Gegenbauer moments of axial-vectors' light-cone distribution amplitudes (LCDAs).

IV. SEMILEPTONIC $B \rightarrow K_1(1270)l^+l^-$ AND $B \rightarrow K_1(1400)l^+l^-$ DECAYS

Physical states $K_1(1270)$ and $K_1(1400)$ are mixtures of K_{1B} and K_{1A} , while the mixing angle is usually constrained using the τ^- decays. The solution for the mixing angle is found to be twofold: $\theta_K = (-38 \pm 11)^\circ$ and $\theta_K =$

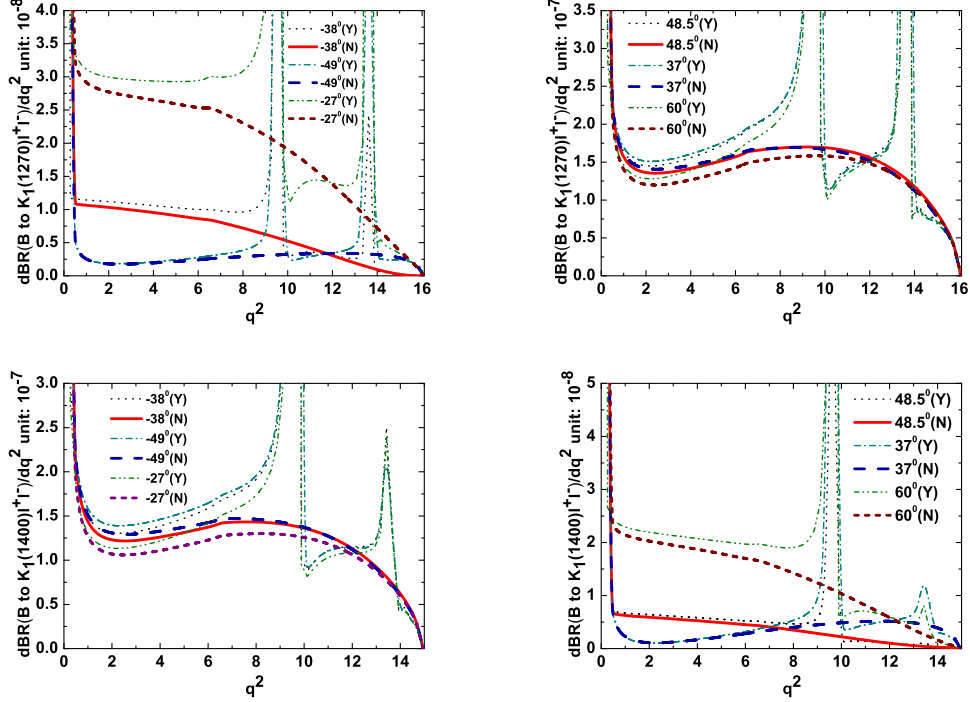


FIG. 1: The dependence on q^2 of $\frac{d\mathcal{BR}(B \rightarrow K_1(1270)l^+l^-)}{dq^2}$ and $\frac{d\mathcal{BR}(B \rightarrow K_1(1400)l^+l^-)}{dq^2}$. Since the differential decay rates depends on the mixing angle, we have given the results at several mixing angles as shown in the diagrams. The character "Y"("N") in the brackets in the diagrams denotes that the resonant contributions are (not) taken into account.

$(48.5 \pm 11.5)^\circ$. The large uncertainties mainly arise from the experimental data of the branching ratios, see Appendix B. In the following, we will focus our investigation on these two ranges of the mixing angle. By reexpressing the metric tensor $g_{\mu\nu}$ with the polarization vectors and momentum, we can decompose the amplitude of semileptonic decays into two Lorentz invariant part, the leptonic amplitude $L(L/R, i)$ and the hadronic amplitude $H(L/R, i)$, where $i = 0, +$ or $-$ denotes the three different polarizations of the axial-vector K_1 . For more details about the helicity amplitudes and definitions of the angles in the angular distribution, see Appendix C.

Combining the leptonic amplitudes, the hadronic amplitudes and the phase space together, the partial decay width is given as

$$\begin{aligned} d\Gamma_i(\bar{B} \rightarrow \bar{K}_1 l^+ l^-) &= \frac{\sqrt{\lambda}}{1024\pi^4 m_B^3} d\cos\theta_1 d\phi dq^2 |\mathcal{A}_i(B \rightarrow K_1 l^+ l^-)|^2 \\ &= \frac{\sqrt{\lambda}}{1024\pi^4 m_B^3} d\cos\theta_1 d\phi dq^2 (|L(L, i)H(L, i)|^2 + |L(R, i)H(R, i)|^2), \end{aligned} \quad (8)$$

where $\lambda = (m_A^2 + m_B^2 - q^2)^2 - 4m_B^2 m_A^2 = (m_B^2 - m_A^2 - q^2)^2 - 4m_A^2 q^2$.

A. Dilepton Mass Distributions

With θ_1 and ϕ integrated out in Eq. (8), one obtains the dilepton mass spectrum of $B \rightarrow K_1 l^+ l^-$ decay:

$$\frac{d\Gamma_i}{dq^2} = \frac{\sqrt{\lambda} q^2}{96\pi^3 m_B^3} \left[|H(L, i)|^2 + |H(R, i)|^2 \right]. \quad (9)$$

The differential decay rates can be obtained by summing the three different polarizations of the axial-vector meson:

$$\frac{d\mathcal{BR}(B \rightarrow K_1 l^+ l^-)}{dq^2} = \sum_{i=0,+,-} \frac{d\Gamma_i}{dq^2} \tau_B, \quad (10)$$

where τ_B is the lifetime of the B meson.

In Fig. 1, we give our results of the differential decay rates of $B^- \rightarrow K_1^- l^+ l^-$. To show the dependence on mixing angles, we give the results at several reference points: $\theta_K = -27^\circ, -38^\circ, -49^\circ$ and $\theta = 37^\circ, 48.5^\circ, 60^\circ$. The first feature in these diagrams is the threshold enhancement for the dilepton's invariant mass distributions. These enhancements are caused by the q^2 in the denominators of the terms with C_{7L} and C_{7R} in the transverse decay widths as shown in Eqs. (C15), (C16), (C18) and (C19). If the leptons' masses are taken into account, the invariant masses will have a minimum $q_{\min}^2 = 4m_l^2$ and the enhancement is expected to become much smoother. From Eq. (A3), we know that the resonant contributions can give enhancements to the partial decay widths around the region $s \sim m_V^2$. For the J/Ψ , $\Psi(2S)$, the diagram clearly shows the resonant contributions from these two vector mesons. However, because of the small branching fraction of $\Psi \rightarrow l^+ l^-$ and the large decay width of Ψ , resonant contributions from the other resonances are highly suppressed and thus they are not very manifest in the diagrams.

B. Decay Widths and Branching Ratios

Integrating over q^2 in (9), one can obtain the decay width

$$\Gamma_i(\bar{B} \rightarrow \bar{K}_1 l^+ l^-) = \int_{0.1\text{GeV}^2}^{(m_B - m_{K_1})^2} dq^2 \frac{\sqrt{\lambda} q^2}{96\pi^3 m_B^3} \left[|H(L, i)|^2 + |H(R, i)|^2 \right], \quad (11)$$

$$\Gamma(\bar{B} \rightarrow \bar{K}_1 l^+ l^-) = \sum_{i=0,\pm} \Gamma_i(\bar{B} \rightarrow \bar{K}_1 l^+ l^-) \quad (12)$$

where we have introduced a small cutoff for the invariant mass of the lepton pair in the integration. The three branching ratios are given by

$$\mathcal{BR}_i = \frac{\Gamma_i}{\Gamma_{\text{tot}}}, \quad (13)$$

where Γ_{tot} is the decay width of the B meson. The transverse and total branching ratios are defined by

$$\mathcal{BR}_T = \mathcal{BR}_+ + \mathcal{BR}_-, \quad (14)$$

$$\mathcal{BR}_{\text{tot}} = \mathcal{BR}_0 + \mathcal{BR}_T. \quad (15)$$

The polarization parameter, the ratio of the longitudinal and transverse decay width, is defined by

$$R_{L/T} = \frac{\Gamma_0}{\Gamma_+ + \Gamma_-} = \frac{\mathcal{BR}_0}{\mathcal{BR}_T}. \quad (16)$$

Our predictions on the branching ratios and polarizations are collected in Table II, where the resonant contributions from $V(\bar{c}c)$ are not taken into account. From this table, we can see that the total branching ratios are sensitive to the mixing angles. The two kinds of $B \rightarrow K_1$ form factors shown in Table I are similar in size but have different signs. If the mixing angle is chosen as -38° which is very close to -45° , the $B \rightarrow K_1(1270)$ form factors are expected to be very small while the $B \rightarrow K_1(1400)$ form factors are large. Thus the branching fraction of $B \rightarrow K_1(1270)l^+l^-$ is much larger than that of $B \rightarrow K_1(1400)l^+l^-$. On the contrary, if the mixing angle is chosen as 48.5° which is close to 45° , the $\mathcal{BR}(B \rightarrow K_1(1270)l^+l^-)$ is much smaller than $\mathcal{BR}(B \rightarrow K_1(1400)l^+l^-)$. It is clear that the three branching fractions obey the relation for all mixing angles: $\mathcal{BR}_0(B \rightarrow K_1 l^+ l^-) > \mathcal{BR}_-(B \rightarrow K_1 l^+ l^-) > \mathcal{BR}_+(B \rightarrow K_1 l^+ l^-)$. From Table I, we can see the form factors T_1 and T_2 have similar magnitudes at $q^2 = 0$, and so are V_1 and A . Thus

TABLE II: The branching ratios of $\bar{B} \rightarrow \bar{K}_1 l^+ l^-$ decays without resonant contributions (unit: 10^{-6}). $\mathcal{BR}_T = \mathcal{BR}_+ + \mathcal{BR}_-$ and $\mathcal{BR}_{\text{tot}} = \mathcal{BR}_0 + \mathcal{BR}_T$. For each channel, the results in the first line are obtained with $\theta_K = -38^\circ$ and the second line with $\theta_K = 48.5^\circ$. The errors are from the $B \rightarrow K_1$ form factors.

	\mathcal{BR}_0	\mathcal{BR}_+	\mathcal{BR}_-	$\mathcal{BR}_{\text{tot}}$	$R_{L/T}$
$B \rightarrow K_1(1270)l^+l^-$	$0.1^{+0.2}_{-0.1}$	< 0.001	< 0.001	$0.1^{+0.2}_{-0.1}$...
	$1.5^{+0.8}_{-0.7}$	$0.03^{+0.01}_{-0.01}$	$0.8^{+0.4}_{-0.3}$	$2.3^{+1.2}_{-1.0}$	2.0 ± 0.2
$B \rightarrow K_1(1400)l^+l^-$	$1.2^{+0.7}_{-0.5}$	$0.02^{+0.01}_{-0.01}$	$0.6^{+0.3}_{-0.2}$	$1.8^{+1.0}_{-0.8}$	2.0 ± 0.2
	$0.05^{+0.14}_{-0.06}$	< 0.001	~ 0.004	$0.05^{+0.14}_{-0.03}$...

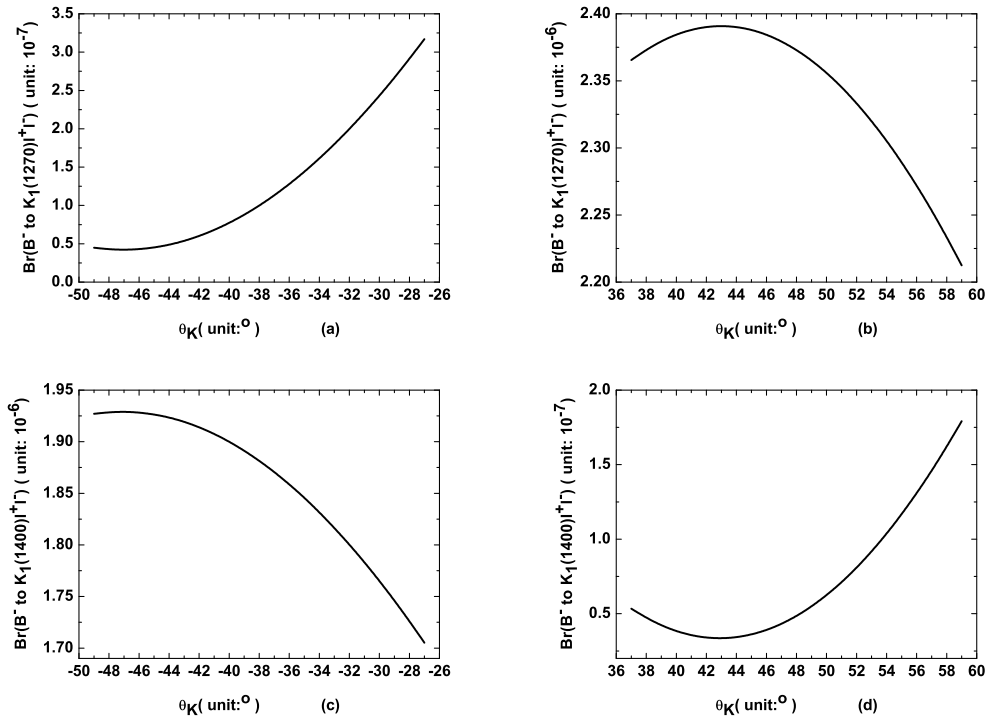


FIG. 2: θ_K dependence of the branching ratios without resonances.

the functions $H(L, +)$ and $H(R, +)$ are suppressed due to the destructive contributions from these form factors while the other two functions $H(L, -)$ and $H(R, -)$ are enhanced.

Since there are large uncertainties in the mixing angle θ_K , we give the dependence on the mixing angle θ_K of the branching ratios in Fig. 2. As indicated from these diagrams, the ranges of the branching ratios shown in diagram (a), (b), (c) and (d) are $4.2 \times 10^{-8} \sim 3.2 \times 10^{-7}$, $2.2 \times 10^{-6} \sim 2.4 \times 10^{-6}$, $1.7 \times 10^{-6} \sim 1.9 \times 10^{-6}$, and $3.3 \times 10^{-8} \sim 1.8 \times 10^{-7}$, respectively.

C. Ratios of decay widths

To shed more light on the mixing angle θ_K , it is useful to define the ratio of the partial decay widths

$$R_{d\Gamma/dq^2} = \frac{d\Gamma(B \rightarrow K_1(1400)l^+l^-)/dq^2}{d\Gamma(B \rightarrow K_1(1270)l^+l^-)/dq^2} \quad (17)$$

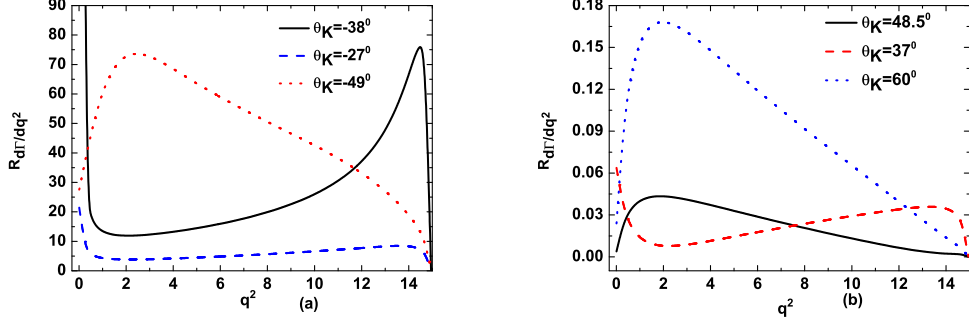


FIG. 3: The q^2 dependence of $R_{d\Gamma}/dq^2$ without resonances. Different lines correspond to different mixing angles.

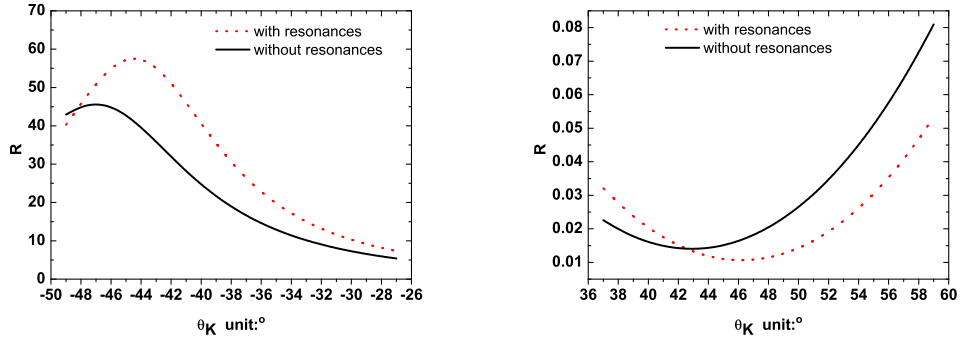


FIG. 4: The θ_K dependence of R . The black solid(red dot) line represents the results without(with) the resonant contributions.

as a function of q^2 . Our results for the $R_{d\Gamma}/dq^2$ are shown in Fig. 3, where the resonant contributions are not taken into account. In each of the diagrams, three lines corresponding to different values of mixing angles are presented to show the θ_K dependence of $R_{d\Gamma}/dq^2$. As indicated from the two diagrams in this figure, the shape of the ratio $R_{d\Gamma}/dq^2$ strongly depends on the mixing angle θ_K . For negative values of θ_K , there is a peak in the region $14\text{GeV}^2 \lesssim q^2 \lesssim 15\text{GeV}^2$ and it becomes sharper when θ_K decreases from -27° to roughly -40° . When $\theta_K \lesssim -48^\circ$, a maximum appears at the point around $q^2 = 2\text{GeV}^2$. The situation is also similar for the positive values of the mixing angle θ_K . These behaviors arise from the fact that the mixing angle is close to $\pm 45^\circ$ and $B \rightarrow A$ form factors have similar magnitudes.

We also calculate the ratio

$$R = \frac{\mathcal{BR}(B \rightarrow K_1(1400)l^+l^-)}{\mathcal{BR}(B \rightarrow K_1(1270)l^+l^-)}, \quad (18)$$

and the dependence on θ_K is depicted in Fig. 4. From these two diagrams, we can see that the ratio R is very sensitive to the value of mixing angle. The maximum ($R_{\max} \approx 46$) appears roughly at $\theta_K = -47^\circ$, while the minimum ($R_{\min} \approx 0.015$) appears at $\theta_K = 43^\circ$. If we adopt the two reference points, the predictions on R are given by

$$R = 19_{-18}^{+73}, \quad R = 0.02_{-0.01}^{+0.07}. \quad (19)$$

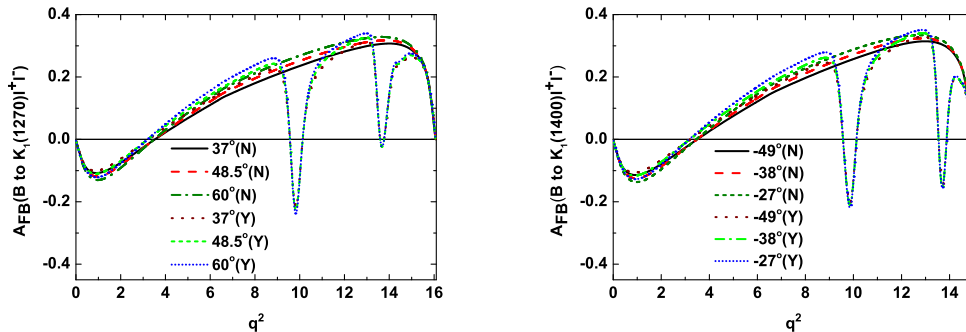


FIG. 5: Dependence on the q^2 of the normalized forward-backward asymmetry $\frac{d\bar{A}_{FB}}{dq^2}$. Results corresponding to different mixing angles are given. The character "Y"("N") in the brackets in the diagrams denotes that the resonant contributions are (not) taken into account.

D. Forward-backward asymmetry

The differential forward-backward asymmetry of $\bar{B} \rightarrow \bar{K}_1 l^+ l^-$ is defined by

$$\frac{dA_{FB}}{dq^2} = \int_0^1 d \cos \theta_1 \frac{d^2 \Gamma}{dq^2 d \cos \theta_1} - \int_{-1}^0 d \cos \theta_1 \frac{d^2 \Gamma}{dq^2 d \cos \theta_1}, \quad (20)$$

while the normalized differential forward-backward asymmetry is defined by

$$\frac{d\bar{A}_{FB}}{dq^2} = \frac{dA_{FB}}{d\Gamma} = \frac{3}{4} \times \frac{-|H(L, +)|^2 + |H(R, +)|^2 + |H(L, -)|^2 - |H(R, -)|^2}{|H(L, 0)|^2 + |H(R, 0)|^2 + |H(L, +)|^2 + |H(R, +)|^2 + |H(L, -)|^2 + |H(R, -)|^2}. \quad (21)$$

When $\theta_K = -38^\circ[48.5^\circ]$, form factors of $B \rightarrow K_{1B}$ and $B \rightarrow K_{1A}$ give destructive contributions to $B \rightarrow K_1(1270)l^+l^- [B \rightarrow K_1(1400)l^+l^-]$ decay. Thus the results suffer from large uncertainties. So in Fig. 5, we only give our results on the normalized forward-backward asymmetries $\frac{d\bar{A}_{FB}}{dq^2}$ for $B \rightarrow K_1(1270)l^+l^-$ with $\theta_K = 48.5^\circ$ and $B \rightarrow K_1(1400)l^+l^-$ with $\theta_K = -38^\circ$. From these diagrams, one can see that the differential forward-backward asymmetries are not sensitive to the mixing angles. When the resonant contributions are absent, the positions of zeros of the forward-backward asymmetries are roughly $q^2 = 3.55\text{GeV}$ for both diagrams.

E. Angular distributions of $\bar{B} \rightarrow \bar{K}_1 l^+ l^- \rightarrow \bar{K} \pi \pi l^+ l^-$

Experimentally, the K_1 meson is reconstructed by at least three pseudoscalar mesons, thus the cascade decay $\bar{B} \rightarrow \bar{K}_1 l^+ l^- \rightarrow \bar{K} \pi \pi l^+ l^-$, rather than $\bar{B} \rightarrow \bar{K}_1 l^+ l^-$, will be observed. For the three-body decay $K_1 \rightarrow K \pi \pi$, there is an additional phenomenological amplitude F_m , where m denotes the spin eigenvalue of K_1 along the normal direction to the decay plane. For $\bar{B} \rightarrow \bar{K}_1 l^+ l^- \rightarrow (\bar{K} \pi \pi) l^+ l^-$, both of helicity λ and spin eigenvalue m run from -1 to 1 . When integrating over the rotation angle around the normal to the decay plane, the interference between different F_m vanishes and this gives $2J + 1$ real parameters $|R_m|^2$ [24]. Parity conservation provides additional constraints: only the m satisfying the relation $P = (-1)^{m+1}$ contributes. To be more specific, $m = \pm 1$ is required for the $\bar{B} \rightarrow \bar{K}_1 l^+ l^- \rightarrow \bar{K} \pi \pi l^+ l^-$ transition since the quantum numbers for K_1 are $J^P = 1^+$.

Following the angular distributions of $B \rightarrow VA$ decays [25], the angular distributions of $\bar{B} \rightarrow \bar{K}_1 l^+ l^- \rightarrow \bar{K} \pi \pi l^+ l^-$

are derived as

$$\begin{aligned}
\frac{d^4\Gamma}{dq^2 d \cos \theta_1 d \cos \theta_2 d \phi} &\propto \frac{1}{\sum_m |R_m|^2} \sum_m |R_m|^2 \left[\left| \sum_\lambda H(L, \lambda) L(L, \lambda) d_{\lambda, m}^{J_2}(\theta_2) \right|^2 + \left| \sum_\lambda H(R, \lambda) L(R, \lambda) d_{\lambda, m}^{J_2}(\theta_2) \right|^2 \right] \\
&= 2q^2 \left\{ 2(|H(L, 0)|^2 + |H(R, 0)|^2) \sin^2 \theta_1 \sin^2 \theta_2 \right. \\
&\quad + \frac{|H(L, 1)|^2 + |H(R, -1)|^2}{2} (1 - \cos \theta_1)^2 (1 + \cos^2 \theta_2) \\
&\quad + \frac{|H(L, -1)|^2 + |H(R, 1)|^2}{2} (1 + \cos \theta_1)^2 (1 + \cos^2 \theta_2) \\
&\quad + \text{Re}[H(L, 0)H(L, 1)^* + H(R, 0)H(R, -1)^*] (1 - \cos \theta_1)(1 + \cos \theta_2) \sin \theta_1 \sin \theta_2 \cos \phi \\
&\quad + \text{Im}[H(L, 0)H(L, 1)^* + H(R, 0)^*H(R, -1)] (1 - \cos \theta_1)(1 + \cos \theta_2) \sin \theta_1 \sin \theta_2 \sin \phi \\
&\quad + \text{Re}[H(L, 0)H(L, -1)^* + H(R, 0)H(R, 1)^*] (1 + \cos \theta_1)(1 - \cos \theta_2) \sin \theta_1 \sin \theta_2 \cos \phi \\
&\quad + \text{Im}[H(L, 0)^*H(L, -1) + H(R, 0)H(R, 1)^*] (1 + \cos \theta_1)(1 - \cos \theta_2) \sin \theta_1 \sin \theta_2 \sin \phi \\
&\quad + \text{Re}[H(L, 1)H(L, -1)^* + H(R, 1)H(R, -1)^*] \sin^2 \theta_1 \sin^2 \theta_2 \cos(2\phi) \\
&\quad + \text{Im}[H(L, 1)^*H(L, -1) + H(R, 1)^*H(R, -1)] \sin^2 \theta_1 \sin^2 \theta_2 \sin(2\phi) \\
&\quad - \text{Re}[H(R, 0)H(R, 1)^* + H(L, 0)H(L, -1)^*] (1 + \cos \theta_1)(1 + \cos \theta_2) \sin \theta_1 \sin \theta_2 \cos \phi \\
&\quad - \text{Im}[H(R, 0)H(R, 1)^* + H(L, 0)^*H(L, -1)] (1 + \cos \theta_1)(1 + \cos \theta_2) \sin \theta_1 \sin \theta_2 \sin \phi \\
&\quad - \text{Re}[H(R, 0)H(R, -1)^* + H(L, 0)H(L, 1)^*] (1 - \cos \theta_1)(1 - \cos \theta_2) \sin \theta_1 \sin \theta_2 \cos \phi \\
&\quad \left. - \text{Im}[H(R, 0)^*H(R, -1) + H(L, 0)H(L, 1)^*] (1 - \cos \theta_1)(1 - \cos \theta_2) \sin \theta_1 \sin \theta_2 \sin \phi \right\} \\
&\quad + 2q^2 r_1 \left\{ (|H(L, 1)|^2 - |H(R, -1)|^2)(1 - \cos \theta_1)^2 \cos \theta_2 \right. \\
&\quad + (|H(R, 1)|^2 - |H(L, -1)|^2)(1 + \cos \theta_1)^2 \cos \theta_2 \\
&\quad + \text{Re}[H(L, 0)H(L, 1)^* - H(R, 0)H(R, -1)^*] (1 - \cos \theta_1)(1 + \cos \theta_2) \sin \theta_1 \sin \theta_2 \cos \phi \\
&\quad + \text{Im}[H(L, 0)H(L, 1)^* - H(R, 0)^*H(R, -1)] (1 - \cos \theta_1)(1 + \cos \theta_2) \sin \theta_1 \sin \theta_2 \sin \phi \\
&\quad + \text{Re}[H(L, 0)H(L, -1)^* - H(R, 0)H(R, 1)^*] (1 + \cos \theta_1)(1 - \cos \theta_2) \sin \theta_1 \sin \theta_2 \cos \phi \\
&\quad + \text{Im}[H(L, 0)^*H(L, -1) - H(R, 0)H(R, 1)^*] (1 + \cos \theta_1)(1 - \cos \theta_2) \sin \theta_1 \sin \theta_2 \sin \phi \\
&\quad - \text{Re}[H(R, 0)H(R, 1)^* - H(L, 0)H(L, -1)^*] (1 + \cos \theta_1)(1 + \cos \theta_2) \sin \theta_1 \sin \theta_2 \cos \phi \\
&\quad - \text{Im}[H(R, 0)H(R, 1)^* - H(L, 0)^*H(L, -1)] (1 + \cos \theta_1)(1 + \cos \theta_2) \sin \theta_1 \sin \theta_2 \sin \phi \\
&\quad - \text{Re}[H(R, 0)H(R, -1)^* - H(L, 0)H(L, 1)^*] (1 - \cos \theta_1)(1 - \cos \theta_2) \sin \theta_1 \sin \theta_2 \cos \phi \\
&\quad \left. - \text{Im}[H(R, 0)^*H(R, -1) - H(L, 0)H(L, 1)^*] (1 - \cos \theta_1)(1 - \cos \theta_2) \sin \theta_1 \sin \theta_2 \sin \phi \right\}, \quad (22)
\end{aligned}$$

where the asymmetry parameter r_1 is defined as

$$r_1 = \frac{|R_1|^2 - |R_{-1}|^2}{|R_1|^2 + |R_{-1}|^2}. \quad (23)$$

It should be pointed out that this parameter depends on the dynamics of $K_1 \rightarrow K\pi\pi$. r_1 would vanish if a symmetry with respect to the inversion of the normal to the decay plane is satisfied. For example, if the three-body decay goes through $K_1 \rightarrow K\rho \rightarrow K\pi\pi$, the parameter r_1 is zero. The branching ratio of $K_1(1270) \rightarrow \rho K$ is very large, thus we expect that the terms proportional to r_1 will not contribute a lot to the $B \rightarrow K_1(1270)l^+l^- \rightarrow K\pi\pi l^+l^-$ channel. But for the $K_1(1400)$ meson, the dominant channel is $K_1(1400) \rightarrow K^*\pi$ and this kind of symmetry does not exist.

V. CONCLUSIONS

Decays induced by FCNC have typically tiny branching fractions in the SM, which are very sensitive to the NP scenarios. Semileptonic $B \rightarrow K^*l^+l^-$ and $B \rightarrow K_1l^+l^-$ decays are ideal probes to detect the NP effect, as their observables receive less nonperturbative pollution than nonleptonic B decays.

Using the $B \rightarrow K_1$ form factors evaluated in the PQCD approach, we study the semileptonic $B \rightarrow K_1(1270)l^+l^-$ and $B \rightarrow K_1(1400)l^+l^-$ decays, where $l = e, \mu$. Applying the technique of helicity amplitudes, we express decay amplitudes in terms of several independent and Lorentz invariant pieces. We study the total branching fractions and polarizations of $\bar{B} \rightarrow \bar{K}_1l^+l^-$ decays. $K_1(1270)$ and $K_1(1400)$ are mixtures of K_{1A} and K_{1B} which are 3P_1 and 1P_1 states, respectively. The ambiguity in the sign of the mixing angle will induce much large differences to branching ratios of semileptonic B decays: branching ratios without resonant contributions either have the order of 10^{-6} or 10^{-8} . The future measurements of the branching fractions are helpful to discriminate the internal structures of the two strange mesons. Large differences in polarizations are also produced by the different mixing angles. We show that the long-distance contributions will sizably change the dilepton invariant mass distributions in the resonant region. Since the K_1 meson can not be directly detected, experimentalists can perform the angular distribution analysis for the $\bar{B} \rightarrow \bar{K}_1l^+l^- \rightarrow (\bar{K}\pi\pi)l^+l^-$ decay channels which contain more information on the internal structures. With the help of helicity amplitudes, we directly give these angular distributions of the $\bar{B} \rightarrow \bar{K}_1l^+l^- \rightarrow (\bar{K}\pi\pi)l^+l^-$ decays.

Acknowledgements

This work is partly supported by National Natural Science Foundation of China under Grants No. 10735080, No. 10625525, and No. 10525523. W. Wang would like to acknowledge Y. Jia and H.B. Li for fruitful discussions.

APPENDIX A: EXPRESSIONS FOR $C_9^{\text{eff}}(q^2)$

C_9^{eff} in Eq. (3) contains both the long-distance and short-distance contributions, which is given by

$$C_9^{\text{eff}}(q^2) = C_9(\mu) + Y_{\text{pert}}(\hat{s}) + Y_{\text{LD}}(q^2). \quad (\text{A1})$$

with $\hat{s} = q^2/m_B^2$. Y_{pert} represents the perturbative contributions, and Y_{LD} is the long-distance part. The Y_{pert} is given by [20]

$$Y_{\text{pert}}(\hat{s}) = h(\hat{m}_c, \hat{s})C_0 - \frac{1}{2}h(1, \hat{s})(4C_3 + 4C_4 + 3C_5 + C_6) - \frac{1}{2}h(0, \hat{s})(C_3 + 3C_4) + \frac{2}{9}(3C_3 + C_4 + 3C_5 + C_6), \quad (\text{A2})$$

with $C_0 = C_1 + 3C_2 + 3C_3 + C_4 + 3C_5 + C_6$ and $\hat{m}_c = m_c/m_b$. The relevant Wilson coefficients, listed in Table III, are given up to the leading logarithmic accuracy [18]. The long-distance part Y_{LD} denotes the contributions of $B \rightarrow K_1V$ resonances, where V is a vector meson. Because of the large decay width of $B \rightarrow K_1V(c\bar{c})$, only the contributions from charmonium states are taken into account[19]:

$$Y_{\text{LD}}(q^2) = -\frac{3\pi}{\alpha_{\text{em}}^2}C_0 \sum_{V=J/\Psi\dots} \kappa_V \frac{m_V \mathcal{B}(V \rightarrow l^+l^-) \Gamma_{\text{tot}}^V}{q^2 - m_V^2 + im_V \Gamma_{\text{tot}}^V}. \quad (\text{A3})$$

κ_V is introduced to give correct predictions on the decay rates of $B \rightarrow K_1V(c\bar{c})$ in the factorization approach. With the available data, this parameter can be obtained through fitting the decay rates. For example, κ_V for $B \rightarrow J/\Psi K^*$ is determined as $\kappa_V = 2.3$ [21]. Except for the branching ratio of $\bar{B}^0 \rightarrow J/\Psi \bar{K}_1(1270)$ [22], there is no experimental

TABLE III: The values of Wilson coefficients $C_i(m_b)$ in the leading logarithmic approximation, with $m_W = 80.4\text{GeV}$, $\mu = m_{b,\text{pole}}$ [18].

C_1	C_2	C_3	C_4	C_5	C_6	C_7^{eff}	C_9	C_{10}
1.107	-0.248	-0.011	-0.026	-0.007	-0.031	-0.313	4.344	-4.669

TABLE IV: Masses, decay widths and branching fractions of dilepton decays of vector charmonium states [22].

V	Mass[GeV]	Γ_{tot}^V [MeV]	$\mathcal{BR}(V \rightarrow l^+l^-)$ with $l = e, \mu$
J/Ψ	3.097	0.093	5.9×10^{-2}
$\Psi(2S)$	3.686	0.327	7.4×10^{-3}
$\Psi(3770)$	3.772	25.2	9.8×10^{-6}
$\Psi(4040)$	4.040	80	1.1×10^{-5}
$\Psi(4160)$	4.153	103	8.1×10^{-6}
$\Psi(4415)$	4.421	62	9.4×10^{-6}

study on $B \rightarrow K_1 V(c\bar{c})$. We will assume the same value for κ_V in $B \rightarrow K_1 V(c\bar{c})$ due to the lack of data. In Table IV, we list the properties of the vector charmonium states: mass, width, and branching fractions of the leptonic decay channel $V \rightarrow l^+l^-$ [22].

APPENDIX B: MIXING BETWEEN $K_1(1270)$ AND $K_1(1400)$

The physical states $K_1(1270)$ and $K_1(1400)$ are mixtures of the K_{1A} and K_{1B} states with the mixing angle θ_K :

$$|K_1(1270)\rangle = |K_{1A}\rangle \sin\theta_K + |K_{1B}\rangle \cos\theta_K, \quad (\text{B1})$$

$$|K_1(1400)\rangle = |K_{1A}\rangle \cos\theta_K - |K_{1B}\rangle \sin\theta_K. \quad (\text{B2})$$

In the flavor SU(3) symmetry limit, these mesons do not mix with each other; but since the s quark is heavier than the u, d quarks, $K_1(1270)$ and $K_1(1400)$ are not purely 1^3P_1 or 1^1P_1 states. Generally, the mixing angle can be determined by the experimental data. One feasible method is making use of the decay $\tau^- \rightarrow K_1\nu_\tau$, whose partial decay rate is given by

$$\Gamma(\tau^- \rightarrow K_1\nu_\tau) = \frac{m_\tau^3}{16\pi} G_F^2 |V_{us}|^2 f_A^2 \left(1 - \frac{m_A^2}{m_\tau^2}\right)^2 \left(1 + \frac{2m_A^2}{m_\tau^2}\right), \quad (\text{B3})$$

with the measured results for branching fractions [22]

$$\mathcal{BR}(\tau^- \rightarrow K_1(1270)\nu_\tau) = (4.7 \pm 1.1) \times 10^{-3}, \quad \mathcal{BR}(\tau^- \rightarrow K_1(1400)\nu_\tau) = (1.7 \pm 2.6) \times 10^{-3}. \quad (\text{B4})$$

The longitudinal decay constants (in MeV) can be straightforwardly obtained

$$|f_{K_1(1270)}| = 169_{-21}^{+19}; \quad |f_{K_1(1400)}| = 125_{-125}^{+74}. \quad (\text{B5})$$

In principle, one can combine the decay constants for K_{1A} , K_{1B} evaluated in QCD sum rules [23] with the above results to determine the mixing angle θ_K . But since there are large uncertainties in Eq. (B5), the constraint on the mixing angle is expected to be rather smooth:

$$-49^\circ < \theta_K < -27^\circ, \quad \text{or} \quad 37^\circ < \theta_K < 60^\circ, \quad (\text{B6})$$

where we have taken the uncertainties from the branching ratios in Eq.(B4) and the first Gegenbauer moment $a_1^{K_1}$ into account but neglected the mass differences. As indicated from Eq. (B6), the mixing angle θ_K still has large uncertainties. To reduce the uncertainties, we have proposed to use $\bar{B}^0 \rightarrow D^+ K_1^-$ to constrain the mixing angles [15]. At present, we will use the two reference points:

$$\theta_K = (-38 \pm 11)^\circ, \quad \theta_K = (48.5 \pm 11.5)^\circ \quad (\text{B7})$$

APPENDIX C: HELICITY AMPLITUDES

Decay amplitudes for $b \rightarrow sl^+l^-$ decays in Eq. (3) can be rearranged as

$$\begin{aligned} \mathcal{A}(b \rightarrow sl^+l^-) = & \frac{G_F}{\sqrt{2}} \frac{\alpha_{em}}{\pi} V_{tb} V_{ts}^* \left(\frac{C_9^{\text{eff}} + C_{10}}{4} [\bar{s}b]_{V-A} [\bar{l}l]_{V+A} + \frac{C_9^{\text{eff}} - C_{10}}{4} [\bar{s}b]_{V-A} [\bar{l}l]_{V-A} \right. \\ & \left. - C_{7L} m_b [\bar{s}i\sigma_{\mu\nu}(1 + \gamma_5)b] \frac{q^\nu}{q^2} [\bar{l}\gamma^\mu l] - C_{7R} m_b [\bar{s}i\sigma_{\mu\nu}(1 - \gamma_5)b] \frac{q^\nu}{q^2} [\bar{l}\gamma^\mu l] \right), \end{aligned} \quad (\text{C1})$$

where $C_{7L} = \frac{m_b}{m_B} C_7^{\text{eff}}$ and $C_{7R} = \frac{m_s}{m_B} C_7^{\text{eff}}$. The decay amplitudes for the hadronic $\bar{B} \rightarrow \bar{K}_1 l^+ l^-$ decays can be obtained by replacing the hadronic spinors $[\bar{s}b]$ by the $B \rightarrow K_1$ form factors which are defined in Eq. (5). To predict physical observables such as partial decay widths, one needs to evaluate the amplitude square together with the phase space. Under the summation of different spins, spinors and polarization vectors can be simplified. But we can see that there are still six form factors contributing to the $B \rightarrow K_1 l^+ l^-$ decays, even if the lepton's masses are neglected. In the following, we will use a rather simple way to derive the decay amplitudes of $B \rightarrow K_1 l^+ l^-$: the helicity amplitudes.

Suppose there exists an intermediate vector state whose momentum is denoted as q . The polarization vectors are denoted as $\epsilon(\lambda)$, where $\lambda = 0, \pm$ denotes the three kinds of polarizations. The metric tensor $g_{\mu\nu}$ can be decomposed into combinations of polarization vectors and momentum:

$$g_{\mu\nu} = - \sum_{\lambda} \epsilon_{\mu}(\lambda) \epsilon_{\nu}^*(\lambda) + \frac{q_{\mu} q_{\nu}}{q^2}. \quad (\text{C2})$$

In the SM, the lepton pair in the final state is produced via an off-shell photon, or a Z boson or some possible hadronic vector mesons. The different intermediate states may give different couplings but the amplitudes share many commonalities: the Lorentz structure for the vertex of the lepton pair is either $V - A$ or $V + A$ or any combinations of them. Thus the decay amplitudes of $\bar{B} \rightarrow \bar{K}_1 l^+ l^-$ can be redefined as

$$\mathcal{A}(\bar{B} \rightarrow \bar{K}_1 l^+ l^-) = L_{\mu}(L) H_{\mu}(L) + L_{\mu}(R) H_{\mu}(R), \quad (\text{C3})$$

where $L(L), L(R)$ are the lepton pair spinor products:

$$L(L) = \bar{l}\gamma_{\mu}(1 - \gamma_5)l, \quad L(R) = \bar{l}\gamma_{\mu}(1 + \gamma_5)l. \quad (\text{C4})$$

Inserting a metric tensor $g_{\mu\nu}$ and substituting the identity in Eq. (C2) into the decay amplitudes, one obtain two independent parts:

$$\begin{aligned} \mathcal{A}(\bar{B} \rightarrow \bar{K}_1 l^+ l^-) = & L_{\mu}(L) H_{\nu}(L) g^{\mu\nu} + L_{\mu}(R) H_{\nu}(R) g^{\mu\nu} \\ = & - \sum_{\lambda} L(L, \lambda) H(L, \lambda) - \sum_{\lambda} L(R, \lambda) H(R, \lambda), \end{aligned} \quad (\text{C5})$$

where q^{μ} is the momentum of the lepton pair. $L(L, \lambda) = L^{\mu}(L) \epsilon_{\mu}(\lambda)$ and $L(R, \lambda) = L^{\mu}(R) \epsilon_{\mu}(\lambda)$ denote the Lorentz invariant amplitudes for the lepton part. It is also similar for the Lorentz invariant hadronic amplitudes: $H(L, \lambda) = H^{\mu}(L) \epsilon_{\mu}^*(\lambda)$ and $H(R, \lambda) = H^{\mu}(R) \epsilon_{\mu}^*(\lambda)$. The last term (proportional to q^{μ}) in the metric tensor $g_{\mu\nu}$ vanishes: using equation of motion, this term is proportional to the mass of the lepton which has been set to zero.

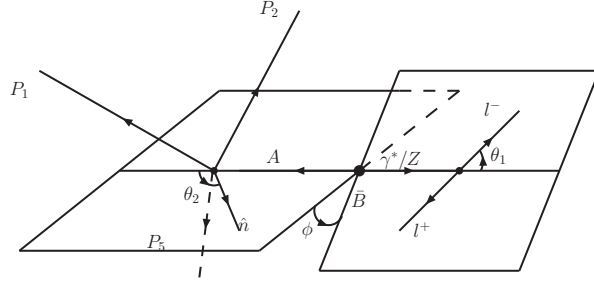


FIG. 6: Definitions of helicity angles (θ_1, θ_2, ϕ) in $\bar{B} \rightarrow \bar{K}_1 l^+ l^- \rightarrow K \pi \pi l^+ l^-$ decay. The direction \hat{n} is the normal to the decay plane of K_1 . The angle between the direction \hat{n} and the K_1 moving direction in the B meson rest frame is defined as θ_2 , while the angle between the moving direction of l^- in the lepton pair (a γ^* or a Z boson) rest frame and the moving direction of the lepton pair in the B meson rest frame is defined as θ_1 . The angle, between the $l^+ l^-$ decay plane and the plane defined by the K_1 moving direction in the B meson rest frame and \hat{n} , is defined as ϕ .

An advantage of the helicity amplitudes is that both of the hadronic amplitudes and the leptonic amplitudes are Lorentz invariant. So one can choose any convenient frame to evaluate them separately. Usually the lepton amplitudes are evaluated in the central mass frame of the lepton pair, while the hadronic decay amplitudes can be directly obtained in the B meson rest frame. The phase space for multibody decays can also be written into several Lorentz invariant pieces. We will take the three-body decays' phase space as an example:

$$d\Phi_3(P; p_1, p_2, p_3) = \int \frac{d^3 p_1}{(2\pi)^3 2E_1} \frac{d^3 p_2}{(2\pi)^3 2E_2} \frac{d^3 p_3}{(2\pi)^3 2E_3} \delta^4(P - p_1 - p_2 - p_3) \quad (\text{C6})$$

which can be rearranged as

$$d\Phi_3(P; p_1, p_2, p_3) = d\Phi_2(q, p_1, p_2) \times d\Phi_2(P; q, p_3) \times (2\pi)^3 dq^2. \quad (\text{C7})$$

Before the results for these amplitudes are presented, we will give our convention on the helicity angles which are depicted in Fig. 6. Experimentally, the K_1 meson will be reconstructed by the three pseudoscalar state $K\pi\pi$. In the rest frame of the K_1 meson, the final three mesons move in one decay plane and the direction normal to this decay plane is denoted as \hat{n} . The angle between the direction \hat{n} and the K_1 moving direction in the B meson rest frame is defined as θ_2 , while the angle between the moving direction of l^- in the lepton pair rest frame and the moving direction of the lepton pair in the B meson rest frame is defined as θ_1 . The angle between the $l^+ l^-$ decay plane and the plane defined by the K_1 moving direction in the B meson rest frame and \hat{n} is defined as ϕ .

In the rest frame of the lepton pair, the leptonic decay amplitudes are evaluated as

$$L(L, 0) = 2\sqrt{q^2} \sin \theta_1, \quad (\text{C8})$$

$$L(L, +) = -2\sqrt{2}\sqrt{q^2} \sin^2 \frac{\theta_1}{2} e^{i\phi}, \quad (\text{C9})$$

$$L(L, -) = -2\sqrt{2}\sqrt{q^2} \cos^2 \frac{\theta_1}{2} e^{-i\phi}, \quad (\text{C10})$$

$$L(R, 0) = -2\sqrt{q^2} \sin \theta_1, \quad (\text{C11})$$

$$L(R, +) = -2\sqrt{2}\sqrt{q^2} \cos^2 \frac{\theta_1}{2} e^{i\phi}, \quad (\text{C12})$$

$$L(R, -) = -2\sqrt{2}\sqrt{q^2} \sin^2 \frac{\theta_1}{2} e^{-i\phi}. \quad (\text{C13})$$

In the B meson rest frame, the hadronic transition amplitudes are given by

$$H(L, 0) = \frac{G_F V_{tb} V_{ts}^* \alpha_{em}}{8\sqrt{2}\pi m_A \sqrt{q^2}} \left\{ 2(C_{7L} + C_{7R}) m_b \left[\frac{\lambda T_3(q^2)}{m_B^2 - m_A^2} - (3m_A^2 + m_B^2 - q^2) T_2(q^2) \right] \right. \\ \left. + (C_9^{\text{eff}} - C_{10}) \left[(m_B - m_A)(m_A^2 - m_B^2 + q^2) V_1(q^2) + \frac{\lambda V_2(q^2)}{(m_B - m_A)} \right] \right\}, \quad (\text{C14})$$

$$H(L, +) = \frac{G_F V_{tb} V_{ts}^* \alpha_{em}}{4\sqrt{2}\pi q^2} \left\{ 2(C_{7L} - C_{7R}) m_b \sqrt{\lambda} T_1(q^2) - 2(C_{7L} + C_{7R}) m_b (m_B^2 - m_A^2) T_2(q^2) \right. \\ \left. + (C_9^{\text{eff}} - C_{10}) q^2 \left[\frac{\sqrt{\lambda} A(q^2)}{(m_B - m_A)} - (m_B - m_A) V_1(q^2) \right] \right\}, \quad (\text{C15})$$

$$H(L, -) = \frac{G_F V_{tb} V_{ts}^* \alpha_{em}}{4\sqrt{2}\pi q^2} \left\{ -2(C_{7L} - C_{7R}) m_b \sqrt{\lambda} T_1(q^2) - 2(C_{7L} + C_{7R}) m_b (m_B^2 - m_A^2) T_2(q^2) \right. \\ \left. + (C_9^{\text{eff}} - C_{10}) q^2 \left[-\frac{\sqrt{\lambda} A(q^2)}{(m_B - m_A)} - (m_B - m_A) V_1(q^2) \right] \right\}, \quad (\text{C16})$$

$$H(R, 0) = \frac{G_F V_{tb} V_{ts}^* \alpha_{em}}{8\sqrt{2}\pi m_A \sqrt{q^2}} \left\{ 2(C_{7L} + C_{7R}) m_b \left[\frac{\lambda T_3(q^2)}{m_B^2 - m_A^2} - (3m_A^2 + m_B^2 - q^2) T_2(q^2) \right] \right. \\ \left. + (C_9^{\text{eff}} + C_{10}) \left[(m_B - m_A)(m_A^2 - m_B^2 + q^2) V_1(q^2) + \frac{\lambda V_2(q^2)}{(m_B - m_A)} \right] \right\}, \quad (\text{C17})$$

$$H(R, +) = \frac{G_F V_{tb} V_{ts}^* \alpha_{em}}{4\sqrt{2}\pi q^2} \left\{ 2(C_{7L} - C_{7R}) m_b \sqrt{\lambda} T_1(q^2) - 2(C_{7L} + C_{7R}) m_b (m_B^2 - m_A^2) T_2(q^2) \right. \\ \left. + (C_9^{\text{eff}} + C_{10}) q^2 \left[\frac{\sqrt{\lambda} A(q^2)}{(m_B - m_A)} - (m_B - m_A) V_1(q^2) \right] \right\}, \quad (\text{C18})$$

$$H(R, -) = \frac{G_F V_{tb} V_{ts}^* \alpha_{em}}{4\sqrt{2}\pi q^2} \left\{ -2(C_{7L} - C_{7R}) m_b \sqrt{\lambda} T_1(q^2) - 2(C_{7L} + C_{7R}) m_b (m_B^2 - m_A^2) T_2(q^2) \right. \\ \left. + (C_9^{\text{eff}} + C_{10}) q^2 \left[-\frac{\sqrt{\lambda} A(q^2)}{(m_B - m_A)} - (m_B - m_A) V_1(q^2) \right] \right\}. \quad (\text{C19})$$

-
- [1] C. H. Chen, C. Q. Geng, Y. K. Hsiao and Z. T. Wei, Phys. Rev. D **72**, 054011 (2005) [arXiv:hep-ph/0507012].
[2] H. Hatanaka and K. C. Yang, Phys. Rev. D **77**, 094023 (2008) [Erratum-ibid. D **78**, 059902 (2008)] [arXiv:0804.3198 [hep-ph]].
[3] M. J. Aslam, Eur. Phys. J. C **49**, 651 (2007) [arXiv:hep-ph/0604025].
[4] M. Jamil Aslam and Riazuddin, Phys. Rev. D **72**, 094019 (2005) [arXiv:hep-ph/0509082].
[5] V. Bashiry and K. Azizi, arXiv:0903.1505 [hep-ph].
[6] V. Bashiry, arXiv:0902.2578 [hep-ph].
[7] M. Bayar and K. Azizi, arXiv:0811.2692 [hep-ph].
[8] S. R. Choudhury, A. S. Cornell and N. Gaur, Eur. Phys. J. C **58**, 251 (2008) [arXiv:0707.0446 [hep-ph]].
[9] M. A. Paracha, I. Ahmed and M. J. Aslam, Eur. Phys. J. C **52**, 967 (2007) [arXiv:0707.0733 [hep-ph]].
[10] I. Ahmed, M. A. Paracha and M. J. Aslam, Eur. Phys. J. C **54**, 591 (2008) [arXiv:0802.0740 [hep-ph]].
[11] A. Saddique, M. J. Aslam and C. D. Lu, Eur. Phys. J. C **56**, 267 (2008) [arXiv:0803.0192 [hep-ph]].
[12] H. Hatanaka and K. C. Yang, Phys. Rev. D **78**, 074007 (2008) [arXiv:0808.3731 [hep-ph]].

- [13] B. B. Sirvanli, arXiv:0810.2677 [hep-ph].
- [14] W. Wang, R. H. Li and C. D. Lu, arXiv:0711.0432 [hep-ph].
- [15] R. H. Li, C. D. Lu and W. Wang, Phys. Rev. D **79**, 034014 (2009).
- [16] B. Aubert *et al.* [BABAR Collaboration], Phys. Rev. Lett. **97**, 051802 (2006) [arXiv:hep-ex/0603050].
- [17] K. Abe *et al.* [Belle Collaboration], arXiv:0706.3279 [hep-ex].
- [18] G. Buchalla, A. J. Buras and M. E. Lautenbacher, Rev. Mod. Phys. **68**, 1125 (1996) [arXiv:hep-ph/9512380].
- [19] C. D. Lu and D. X. Zhang, Phys. Lett. B **397**, 279 (1997) [arXiv:hep-ph/9702358].
- [20] A. J. Buras and M. Munz, Phys. Rev. D **52**, 186 (1995) [arXiv:hep-ph/9501281].
- [21] Z. Ligeti and M. B. Wise, Phys. Rev. D **53**, 4937 (1996) [arXiv:hep-ph/9512225].
- [22] C. Amsler *et al.* [Particle Data Group], Phys. Lett. B **667**, 1 (2008).
- [23] K. C. Yang, Nucl. Phys. B **776**, 187 (2007) [arXiv:0705.0692 [hep-ph]].
- [24] S. M. Berman and M. Jacob, Phys. Rev. **139**, B1023 (1965).
- [25] A. Datta, Y. Gao, A. V. Gritsan, D. London, M. Nagashima and A. Szyrkman, Phys. Rev. D **77**, 114025 (2008) [arXiv:0711.2107 [hep-ph]].