

Splitting of the Kondo resonance in anisotropic magnetic impurities on surfaces

R Žitko^{1,2}, R Peters¹ and Th Pruschke¹

¹ Institute for Theoretical Physics, University of Göttingen, Friedrich-Hund-Platz 1, D-37077 Göttingen, Germany

² J. Stefan Institute, Jamova 39, SI-1000 Ljubljana, Slovenia

E-mail: rok.zitko@ijs.si

Abstract. Using the numerical renormalization group method, we study the splitting of the Kondo resonance by a magnetic field applied in different directions in the Kondo model for anisotropic magnetic impurities. Several types of magnetic anisotropy are considered: the XXZ exchange coupling anisotropy $J_{\perp} \neq J_z$, the longitudinal magnetic anisotropy DS_z^2 , and the transverse magnetic anisotropy $E(S_x^2 - S_y^2)$. In the spin-1/2 model with the XXZ exchange coupling anisotropy we find very small direction dependence in the magnitude of the splitting. In the spin-3/2 model with the easy-plane ($D > 0$) anisotropy, we observe very unequal magnitudes with further differences between x and y directions in the presence of an additional transverse anisotropy. A simple and rather intuitive interpretation is that the splitting is larger in magnetically soft directions. The magnitude of the splitting is directly related to the energy differences between spin states and it is only weakly modified by some multiplicative factor due to Kondo screening. The results for the $S = 3/2$ model are in good agreement with recent scanning tunneling spectroscopy studies of Co impurities adsorbed on CuN islands on Cu(100) surfaces [A. F. Otte et al., Nature Physics **4**, 847 (2008)].

PACS numbers: 75.30.Gw, 72.10.Fk, 72.15.Qm

1. Introduction

Transition metal atoms with partially filled d shells tend to form local magnetic moments. When such magnetic atoms are embedded in simple metallic hosts or adsorbed on their surfaces, they induce various anomalies in the low-temperature thermodynamic and dynamic properties (Kondo effect). The most distinctive feature is the presence of a sharp resonance in the density of states near the Fermi level which is known as the Abrikosov-Suhl resonance or the Kondo resonance. This resonance cannot be interpreted in the single-electron picture; it is of many-particle origin due to enhanced exchange scattering of the low-energy conduction-band electrons which screen the impurity moment. By applying an external magnetic field, the impurity becomes spin polarized, the Kondo resonance splits and the Kondo effect is suppressed when the Zeeman energy $g\mu_B B$ is increased beyond the characteristic energy scale $k_B T_K$, where T_K is the Kondo temperature.

Experimental attempts to directly observe the Kondo resonance in dilutely doped metals using the photoemission spectroscopy are beset with difficulties in measuring spectral features near the Fermi level, weak signals, and limited energy resolution. A more favourable approach is the transport spectroscopy of quantum dots with non-zero total spin of the confined electrons [1, 2, 3, 4]; these nanostructures can be considered as artificial magnetic atoms with an additional benefit of being easily tunable by changing potentials on the external electrodes. In these systems the Kondo effect manifests as a zero-bias anomaly in the transport properties and the Kondo resonance can be probed by measuring the differential conductance as a function of the bias voltage, although the interpretation of these results is not straightforward since the quantum dot is driven out of equilibrium [5]. The splitting of the Kondo resonance was observed by applying a magnetic field [5, 1, 2], but there remain open questions regarding the magnitude of the splitting [4].

Recently, real magnetic impurity atoms adsorbed on noble metal surfaces were probed using scanning tunneling microscopes (STM) [6, 7]. The hybridization of the impurity with the substrate is relatively strong in these systems (chemisorption) and the tip of the STM acts essentially as a non-perturbing probe of the local density of states at the adsorption site; the impurity is thus at equilibrium with the substrate metal. Rather than a Lorentzian-like Kondo resonance, a Fano-resonance-like feature is seen in the dI/dV spectra, presumably because the electrons are mostly tunneling into the sp -like adatom levels which hybridize strongly with the substrate and extend the furthest out into the vacuum region, while direct tunneling into the strongly localized inner d -shells is unlikely; this interpretation is confirmed by the very weak dependence of the tunneling spectra on the tip-surface separation. Strong hybridization results in relatively high Kondo temperatures (tens of K), thus laboratory magnetic fields are not strong enough to induce an observable Kondo resonance splitting (at most one could expect to observe a small broadening of the Kondo resonance which might be within the energy resolution of ultra-low-temperature STMs). It is, however, also possible to adsorb

magnetic atoms on ultra-thin “isolating” CuN islands on the Cu(100) substrate, thereby reducing the Kondo temperature to the more appropriate 1 K range. The splitting of the Kondo resonance in the magnetic field can then be easily observed using fields in the T range [8, 9]. Furthermore, in these systems the zero-bias anomaly in the dI/dV spectra takes the simple form of a Lorentzian-like resonance, which makes the comparison with theory more straightforward. In recent spin-excitation spectroscopy measurements using an STM, the magnetic field was applied in different directions in the Co/CuN/Cu(100) system, uncovering strongly anisotropic Kondo resonance splitting with magnitudes differing by a factor of two [9]. Prior studies have demonstrated that such magnetic adsorbates may be well described by simple Kondo-like impurity models with magnetic anisotropy terms [10]. In this paper, we thus study spectral functions of high-spin Kondo models with various sources of magnetic anisotropy in an external magnetic field. In the case of the $S = 3/2$ Kondo model with easy-plane magnetic anisotropy, as relevant for the experiments in the Co/CuN/Cu(100) system, we find results which agree very well with the experiment.

2. Model and method

We consider the anisotropic Kondo impurity model [11, 12, 13, 14, 15, 16, 17, 18]

$$H = \sum_{\mathbf{k}\sigma} \epsilon_{\mathbf{k}} c_{\mathbf{k}\sigma}^\dagger c_{\mathbf{k}\sigma} + J_z s_z S_z + J_\perp (s_x S_x + s_y S_y) \quad (1)$$

$$+ D S_z^2 + E (S_x^2 - S_y^2) + \sum_{\alpha} g_{\alpha} \mu_B B_{\alpha} S_{\alpha}. \quad (2)$$

Operators $c_{\mathbf{k}\sigma}$ describe conduction band electrons with momentum \mathbf{k} , spin $\sigma \in \{\uparrow, \downarrow\}$, and energy $\epsilon_{\mathbf{k}}$, while $\mathbf{s} = \{s_x, s_y, s_z\}$ is the spin-density of the conduction-band electrons at the impurity site. Furthermore, $\mathbf{S} = \{S_x, S_y, S_z\}$ are the quantum mechanical impurity spin- S operators, J_z and J_\perp are the longitudinal and transverse Kondo exchange coupling constants, D is the longitudinal and E the transverse magnetic anisotropy. Finally, the g_{α} are the g-factors, μ_B the Bohr magneton and B_{α} the magnetic field; index $\alpha \in \{x, y, z\}$ denotes a direction in space. Note that we have assumed that the magnetic anisotropy tensor and the g tensor are diagonal in the same frame; this is not necessarily always the case.

The Kondo resonance splitting in the $S = 1/2$ Kondo model and in the Anderson impurity model has been studied in the isotropic case by a number of techniques: Bethe Ansatz [19, 20], slave-boson mean-field theory [21], local-moment approach [22, 23], spin-dependent interpolative perturbative approximation [24], and numerical renormalization group [25, 26, 27, 28, 18]. Some analytical Fermi-liquid-theory results are known in the low-field limit [22], while the high-field limit is accessible by perturbation theory. The non-trivial range is the cross-over regime, $g\mu_B B \sim k_B T_K$.

We performed calculations using the numerical renormalization group (NRG) method [29, 30, 31]. The results for anisotropic impurities in the absence of the field were reported in Ref. [32]; here we extend those studies to situations with a magnetic

field oriented in an arbitrary direction. Spectral functions are computed using the density-matrix approach [33] with averaging over many interleaved discretization grids and using a narrow broadening kernel in order to reduce errors due to over-broadening that affect NRG results at high energies [34].

In the Kondo model, the Kondo resonance may be most conveniently observed in the T -matrix spectral function [35, 25, 36]. The T -matrix is defined through $G = G^{(0)} + G^{(0)}TG^{(0)}$, where $G^{(0)}$ and G are the conduction-band electron propagators in the clean system and in the system with impurity, respectively. The T -matrix completely characterizes the scattering on the impurity and, in particular, it contains information on both elastic and inelastic scattering cross-sections [36, 37]:

$$\sigma_{\text{total}}(\omega)/\sigma_0 = \rho\pi^2 \left[-\frac{1}{\pi} \text{Im}T(\omega) \right], \quad (3)$$

$$\sigma_{\text{el}}(\omega)/\sigma_0 = \rho^2\pi^2 |T(\omega)|^2, \quad (4)$$

$$\sigma_{\text{inel}}(\omega) = \sigma_{\text{total}}(\omega) - \sigma_{\text{el}}(\omega), \quad (5)$$

where σ_0 is the cross-section in the case of unitary scattering. We also note that the T -matrix spectral function, $-(1/\pi)\text{Im}T(\omega)$, is the Kondo-model equivalent of the d -level spectral function in the closely related Anderson impurity model. As a first approximation, we may assume that the total scattering cross-section is directly related (proportional) to the measured differential tunneling current for magnetic adsorbates on decoupling layers.

3. The splitting of the Kondo resonance

We introduce $\Delta_\alpha = g_\alpha\mu_B B_\alpha$, i.e. the impurity energy level spacing due to the magnetic field in the direction α (Zeeman splitting). The g -factors g_α cannot be easily determined in experiments, but assuming that the orbital magnetism in the magnetic adsorbate is completely quenched, we may as a first approximation assume an isotropic g tensor, $g_\alpha \equiv g_s \approx 2$. In theoretical calculations, the actual values of g_α do not need to be known as they enter the Hamiltonian only indirectly as energies Δ_α , however they are important for the correct interpretation of experimental results [4]. For Co/CuN/Cu(100), isotropic $g \approx 2.2$ was established [9].

We designate by δ_α the position of the Kondo resonance, which we will determine as a function of the Zeeman splitting Δ_α for a field applied in the direction α . The δ vs. Δ curve (in particular in the cross-over regime at intermediate fields $\Delta \sim k_B T_K$) depends strongly on how the position δ is extracted from the spectral functions. First we note that the Kondo resonance is not a simple Lorentzian peak even in the zero-field limit, but it rather has logarithmic tails [34, 38, 39, 40, 26]. Furthermore, the peak shape becomes increasingly asymmetric as the magnetic field is established [22, 26, 27]. As no unbiased peak fitting procedure can be introduced in general, it is only meaningful to define the peak position as the energy of its maximum. Further ambivalence arises here, since it is possible to extract the maximum either from the spin-averaged spectral function (procedure A) or from individual spin-dependent components (procedure B).

The differences between the results extracted by the two procedures are the most pronounced at the onset of visible peak splitting in the spin-averaged spectral function, but the two approaches become equivalent in the high-field limit. Since the peak shapes themselves vary with Δ , there is no generic way to relate the results obtained using the two procedures. Experimentally one measures the spin-averaged spectral function, while theoretically one is more interested in the individual components, thus in this work we consider peak positions as obtained by both procedures. Where needed, we will distinguish them by a superscript, i.e. δ_α^A vs. δ_α^B .

3.1. Isotropic case

For reference, let us consider first the known case of the isotropic $S = 1/2$ Kondo model. In the limit of high magnetic fields, the splitting is expected to be linear, i.e. $\delta = \Delta$ for $\Delta \gg k_B T_K$ (the distance between the two peaks in the spin-averaged spectral function is thus exactly twice the Zeeman energy); this is the usual Zeeman splitting for isotropic free spins. In the low-field limit, the splitting is reduced by strong correlations of the Kondo ground state and one expects to find linear splitting, but with a different slope, i.e. $\delta = 2/3\Delta$ for $\Delta \ll k_B T_K$ [19, 22, 27]. The factor $2/3$ can be derived using Fermi-liquid theory arguments [22]. The (slow) cross-over between the two limiting regimes occurs around $\Delta \sim k_B T_K$.

The Kondo-resonance splitting in the isotropic $S = 1/2$ Kondo model with $\rho J = 0.1$, i.e. $T_K = 1.16 \cdot 10^{-5} W$, is shown in Fig. 1. The extraction of δ is difficult and error-prone in the small-field limit (since the peak shift is much smaller than the peak width) and in the large-field limit (due to NRG discretization artefacts), but it is fortunately more reliable in the cross-over regime which is of main interest. Nevertheless, deviations by a few percent from the universal Kondo-scaling-limit results are expected for two reasons: 1) NRG artefacts make it difficult to pinpoint the exact position of the peak maximum; 2) for very large fields, B becomes comparable to the scale of J for the present choice of model parameters and non-universal behaviour must occur. We were thus not able to verify the approach to the expected limiting behaviours $\delta = 2/3\Delta$ and $\delta = \Delta$. We note, in particular, that the ratio δ/Δ exceeds 1 in the large-field limit. For smaller $\rho J = 0.05$ with much reduced Kondo temperature $T_K = 3 \cdot 10^{-10}$, we do not observe such behaviour for equivalent $\Delta/k_B T_K$, thus true universal properties are only observed in the extreme Kondo limit.

3.2. XXZ exchange anisotropy, $J_\perp \neq J_z$

We studied the XXZ exchange anisotropic $S = 1/2$ Kondo model with $J_\perp = 2J_z$ for $\rho J_z = 0.1$. In the $S = 1/2$ model, the exchange anisotropy is an irrelevant perturbation and the system flows to the same strong-coupling fixed point as in the isotropic Kondo model. Nevertheless, while the fixed point itself is isotropic, the expansion around the fixed point in terms of the irrelevant operators will be anisotropic with expansion parameters which are functions of both J_\perp and J_z , thus dynamic response of the system

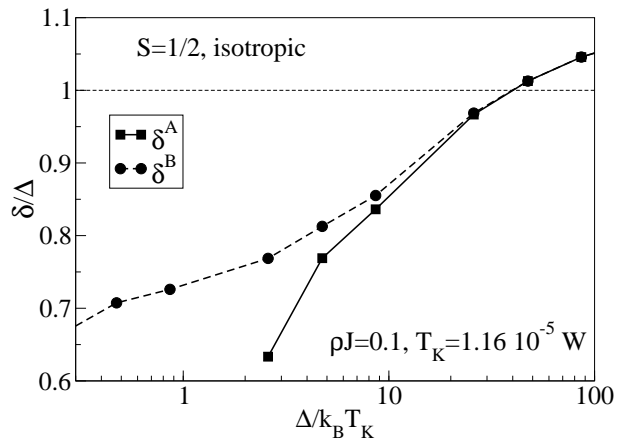


Figure 1. Kondo-resonance splitting in the isotropic $S = 1/2$ Kondo model as a function of the magnetic field. We plot the position of the Kondo peak, δ , rescaled by the Zeeman energy, $\Delta = g\mu_B B$, as a function of $\Delta/k_B T_K$. The peak position is extracted either from spin-averaged spectral function (δ^A) or from individual spin components (δ^B). Model parameters: $\rho J = 0.1$, flat band of width $2W$, so that $\rho = 1/2W$.

is expected to exhibit some weak effects of the anisotropy. We indeed find that the dynamic magnetic susceptibility is somewhat larger in the transverse direction than in the longitudinal direction at all frequencies. Anisotropic polarizability results in unequal splitting of the Kondo resonance. We thus find that the splitting magnitude is slightly larger for a field applied in the transverse direction. The difference is largest for small fields (but still at most a few percent as extracted by the procedure B) and it goes to zero in the large field limit where the impurity again behaves as a free isotropic spin.

The XXZ exchange anisotropy is a relevant perturbation in the $S \geq 1$ Kondo models and it generates the DS_z^2 magnetic anisotropy term during the renormalization process [12, 13]. Therefore we will not consider the effects of the XXZ exchange anisotropy in the $S \geq 1$ models here, since the qualitative behaviour of these models is similar to that of models with bare DS_z^2 terms which are discussed in the following.

3.3. Longitudinal magnetic anisotropy, DS_z^2

We now study the effects of the longitudinal magnetic anisotropy term DS_z^2 by considering the prototype $S = 3/2$ Kondo model with easy-plane anisotropy ($D > 0$). This model undergoes effective $S = 1/2$ Kondo effect if $D > T_K^{(0)}$, where $T_K^{(0)}$ is the Kondo temperature for the isotropic $S = 3/2$ model [32]. In Fig. 2 we plot spectral functions for a range of magnetic fields. We find unequal splitting of the Kondo resonance for fields applied in longitudinal and transverse direction with the ratio of the splitting magnitudes (defined as the slopes of δ vs. Δ curves) being near two, see the inset in Fig. 2. The coefficient in the z direction is approximately 1 (as in the isotropic $S = 1/2$ Kondo model in the high-field limit), while the coefficient in the directions x and y is twice as large. There is also some offset: the extrapolated δ vs.

Δ curves do not pass through the origin. This is a simple consequence of extracting δ by procedure A. We find that the splitting coefficients are to a good approximation independent of D as long as $D \gg T_K^{(0)} \sim 10^{-5}W$ (2.2 and 1.1 for $D = 0.001W$, 2.3 and 1.1 for $D = 0.01W$, 2.2 and 1.0 for $D = 0.1W$) and the ratio is thus quite generically ~ 2 . This is expected since the main role of the anisotropy term DS_z^2 is to enforce a projection to the low-energy $|S_z| = 1/2$ subspace.

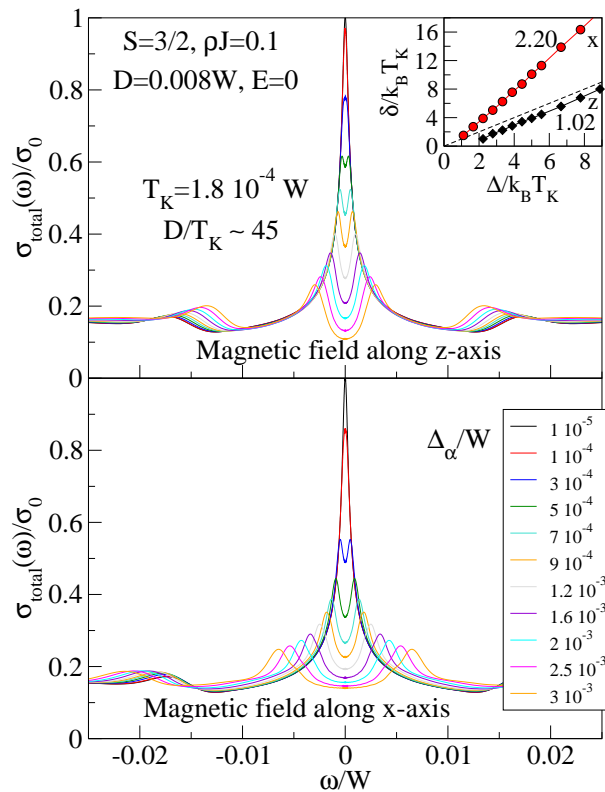


Figure 2. Spectral functions for the $S = 3/2$ Kondo model with easy-plane anisotropy, DS_z^2 with $D > 0$, for magnetic field applied in longitudinal (upper frame) and transverse direction (lower frame). Inset: magnitude of the Kondo peak splitting δ_α^A vs. Zeeman energy Δ_α .

In the absence of any anisotropy and in zero magnetic field, Kondo screening of the impurity spin by half a unit from $S = 3/2$ to $S = 1$ would occur on the temperature scale $T_K^{(0)}$ with a characteristically slow approach to the unitary scattering limit (“underscreening”); the Kondo resonance is cusp-like in this case [41, 42]. If $D < T_K^{(0)}$, the screening process stops abruptly on the temperature scale of D and the impurity spin becomes completely compensated [32]. For $D > T_K^{(0)}$, however, the $|S_z| = 3/2$ states freeze out on the scale of D , while the low lying $|S_z| = 1/2$ doublet behaves as an XXZ anisotropic spin-1/2 Kondo model [32]. For large D , the ratio of the effective exchange constants is $J_\perp/J_z = 2$; this stems from the fact that the $|S_z| = 1/2$ submatrix of the operator S_z is equal to $(1/2)\sigma_z$, while the submatrices of the operators S_x and S_y are equal to σ_x and σ_y , i.e. twice the spin-1/2 operators [32]. Furthermore, and more importantly, in the $|S_z| = 1/2$ subspace, the magnetic field

couples to the x and y components of the effective spin with twice the usual strength Δ . In other words, the g -factor of the effective $S = 1/2$ model in the transverse directions is twice as large as the longitudinal g -factor. Having previously established that the XXZ exchange anisotropy in the $S = 1/2$ Kondo model leads to a difference of the magnitude of splitting by only a few percent, the ratio of the splitting magnitude around two in the $S = 3/2$ model can be explained essentially by the different g -factors.

There are additional features in the Kondo spectra at the excitation energy $2D$ (at zero field). These peaks shift anisotropically as the magnetic field is increased, similarly as the conductance steps in the experimental dI/dV plots [9]. They correspond to magnetic excitations from the $|S_z| = 1/2$ states to the $|S_z| = 3/2$ states [9, 8]. The weight in these spectral features is due mostly to inelastic processes, see Fig. 3. These magnetic excitation peaks may be used to extract (experimentally) the g -factors if the magnetic field strength is calibrated [8, 9].

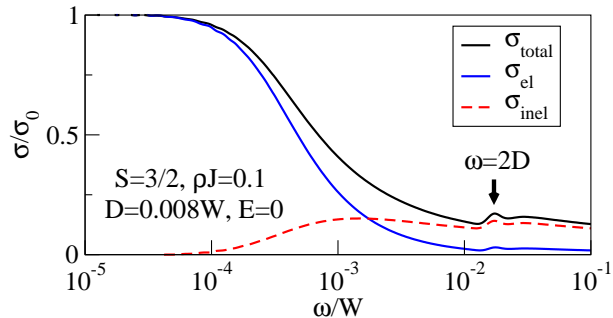


Figure 3. Decomposition into elastic and inelastic scattering rates for the anisotropic $S = 3/2$ Kondo model.

For Δ much smaller than T_K , the splitting can be extracted by procedure B. This regime is not accessible experimentally using probes which are not spin sensitive. In Fig. 4 we plot the splitting ratio δ/Δ as a function of the rescaled Zeeman energy $\Delta/k_B T_K$ extracted using both procedures (note that the splitting ratio δ/Δ is not the same as the slope of the “experimental” δ vs. Δ curve). We observe the transition from the low-field $\Delta \ll T_K$ Fermi liquid behaviour to the experimentally relevant intermediate-field behaviour, as well as deviations for very strong fields where non-linear behaviour becomes manifest for the magnetic field applied in the transverse direction. Remarkably, for magnetic fields in the experimentally relevant range, the δ vs. Δ curves are linear to an excellent approximation, even though the curves in the low-field and high-field limits have more complex behaviour. This is significant, since the results reported in Ref. [9] might find alternative interpretation as the peaks appear to simply follow the eigenenergies of the decoupled spin Hamiltonian, but we have shown that they are in agreement with the proposed model (i.e. the splitting of a Kondo resonance). It may be noted that in the calculations presented in Fig. 2, we had chosen a value of D such that the ratio D/T_K is comparable to the experimental one, as determined from the tunneling spectra shown in Fig. 2b in Ref. [9].

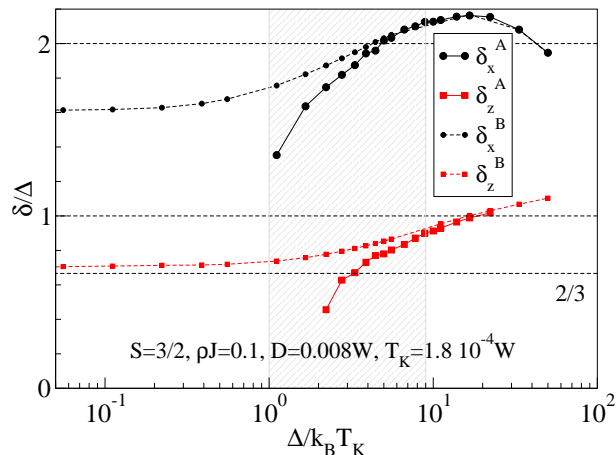


Figure 4. Anisotropic Kondo-resonance splitting in the $S = 3/2$ Kondo model as a function of the magnetic field. The dashed region corresponds to the “experimentally accessible range”; see also the inset in Fig. 2.

3.4. Transverse anisotropy, $E(S_x^2 - S_y^2)$

In the $S = 3/2$ Kondo model with easy-plane anisotropy we now add additional transverse anisotropy described by the term $E(S_x^2 - S_y^2)$. We observe that even a small transverse anisotropy E leads to an appreciable anisotropy in the directions x and y , Fig. 5. In the experimentally relevant range, the splitting curves are again linear to a good approximation. The splitting magnitude increases to 2.5 in the “soft” direction y and it decreases to 1.8 in the “hard” direction x . The absence of such effects in the Co/CuN/Cu(100) system suggests that the transverse anisotropy parameter E is indeed very small.

In the presence of transverse anisotropy, the effective spin-1/2 degree of freedom does not correspond to the $|S_z| = 1/2$ states, but rather to two degenerate linear combinations $\phi_{1,2}$ of the four S_z states which depend on the ratio E/D . In order to determine the effective g-factors in this situation, one needs to project the spin-3/2 operators on the $\phi_{1,2}$ subspace, which gives

$$g_x^{\text{eff}} = \frac{1 - 3E/D}{\sqrt{1 + 3(E/D)^2}} + 1, \quad (6)$$

$$g_y^{\text{eff}} = \frac{1 + 3E/D}{\sqrt{1 + 3(E/D)^2}} + 1, \quad (7)$$

$$g_z^{\text{eff}} = \frac{2}{\sqrt{1 + 3(E/D)^2}} - 1. \quad (8)$$

For $E/D = 0.1$, as relevant for the case presented in Fig. 5, we find g-factors 1.69, 2.29, and 0.97, in fair agreement with the slopes of the δ/Δ curves shown in the inset.

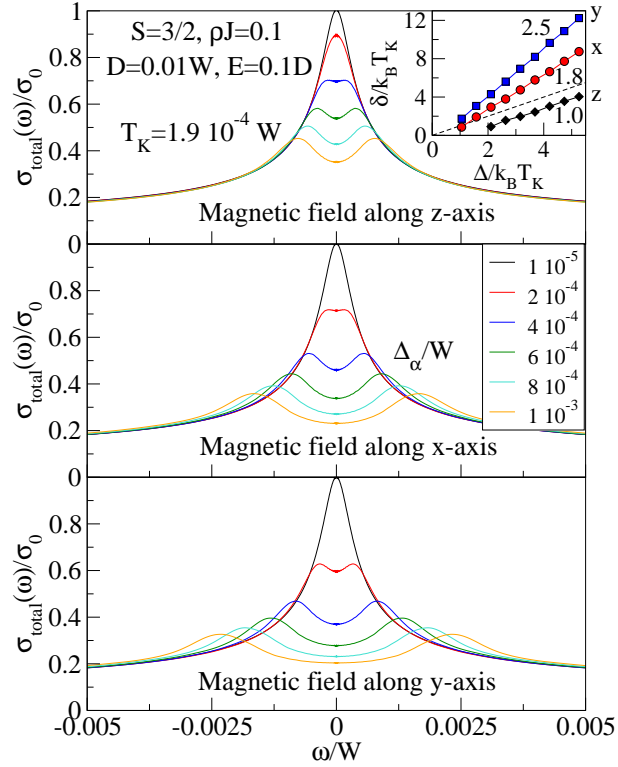


Figure 5. Spectral function for the $S = 3/2$ Kondo model with easy-plane anisotropy and weak transverse anisotropy.

4. Conclusion

On the example of the $S = 3/2$ Kondo model with easy-plane magnetic anisotropy which maps at low temperatures onto an anisotropic $S = 1/2$ Kondo model, we have shown that the effect of the external magnetic field may be interpreted in terms of effective anisotropic g -factors which result from different coupling of the magnetic field with the projected spin operators in the $|S_z| = 1/2$ subspace. The XXZ exchange coupling anisotropy, also present in the effective $S = 1/2$ model, plays a lesser role in this respect, although this anisotropy is very important in that it strongly increases the Kondo temperature of the spin-1/2 screening [32].

Generalizing these results to other high-spin models and to clusters of coupled impurities which behave as effective anisotropic spin-1/2 impurities, we expect that the magnitude of the splitting of the Kondo peak is given by the energy difference between the effective spin-1/2 states of the decoupled impurity, multiplied by some prefactor of order 1 which is a smooth function of B/T_K and which takes into account the effect of the Kondo screening. Since the prefactor varies very slowly (logarithmically) with B/T_K , it may be taken to be a constant in the experimentally relevant range of magnetic fields.

Acknowledgments

We acknowledge computer support by the Gesellschaft für wissenschaftliche Datenverarbeitung (GWDG) in Göttingen and support by the German Science Foundation through SFB 602 and project PR298/10.

- [1] D. Goldhaber-Gordon, H. Shtrikman, D. Mahalu, D. Abusch-Magder, U. Meirav, and M. A. Kastner. Kondo effect in a single-electron transistor. *Nature*, 391:156, 1998.
- [2] S. M. Cronenwett, T. H. Oosterkamp, and L. P. Kouwenhoven. A tunable kondo effect in quantum dots. *Science*, 281:540, 1998.
- [3] A. Kogan, S. Amasha, D. Goldhaber-Gordon, G. Granger, M. A. Kastner, and Hadas Shtrikman. Measurement of kondo and spin splitting in single-electron transistors. *Phys. Rev. Lett.*, 93:166602, 2004.
- [4] C. H. L. Quay, J. Cumings, S. J. Gamble, R. De Picciotto, H. Kataura, and D. Goldhaber-Gordon. Magnetic field dependence of the spin-1/2 and spin-1 kondo effects in a quantum dot. *Phys. Rev. B*, 76:245311, 2007.
- [5] Y. Meir, N. S. Wingreen, and P. A. Lee. Low-temperature transport through a quantum dot: The anderson model out of equilibrium. *Phys. Rev. Lett.*, 70:2601, 1993.
- [6] J. Li, W.-D. Schneider, R. Berndt, and B. Delley. Kondo scattering observed at a single magnetic impurity. *Phys. Rev. Lett.*, 80:2893, 1998.
- [7] V. Madhavan, W. Chen, T. Jamneala, M. Crommie, and N. S. Wingreen. Tunneling into a single magnetic atom: Spectroscopic evidence of the kondo resonance. *Science*, 280:567, 1998.
- [8] A. J. Heinrich, J. A. Gupta, C. P. Lutz, and D. M. Eigler. Single-atom spin-flip spectroscopy. *Science*, 306:466, 2004.
- [9] Alexander F. Otte, Markus Ternes, Kirsten von Bergmann, Sebastian Loth, Harald Brune, Christopher P. Lutz, Cyrus F. Hirjibehedin, and Andreas J. Heinrich. The role of magnetic anisotropy in the kondo effect. *Nature Physics*, 4:847, 2008.
- [10] Cyrus F. Hirjibehedin, Chiu-Yuan Lin, Alexander F. Otte, Markus Ternes, Christopher P. Lutz, Barbara A. Jones, and Andreas J. Heinrich. Large magnetic anisotropy of a single spin embedded in a surface molecular network. *Science*, 317:1199, 2007.
- [11] P. W. Anderson. A poor man's derivation of scaling laws for the kondo problem. *J. Phys. C: Solid St. Phys.*, 3:2436, 1970.
- [12] Robert M. Konik, Hubert Saleur, and Andreas Ludwig. Transport in quantum dots from the integrability of the anderson model. *Phys. Rev. B*, 66:125304, 2002.
- [13] Avraham Schiller and Lorenzo de Leo. Phase diagram of the anisotropic multichannel kondo hamiltonian revisited. *Phys. Rev. B*, 77:075114, 2008.
- [14] T. A. Costi and C. Kieffer. Equilibrium dynamics of the dissipative two-state system. *Phys. Rev. Lett.*, 76:1683, 1996.
- [15] T. A. Costi. Scaling and universality in the anisotropic kondo model and the dissipative two-state system. *Phys. Rev. Lett.*, 80:1038, 1998.
- [16] C. Romeike, M. R. Wegewijs, W. Hofstetter, and H. Schoeller. Quantum-tunneling-induced kondo effect in single molecular magnets. *Phys. Rev. Lett.*, 96:196601, 2006.
- [17] C. Romeike, M. R. Wegewijs, W. Hofstetter, and H. Schoeller. Kondo-transport spectroscopy of single molecule magnets. *Phys. Rev. Lett.*, 97:206601, 2006.
- [18] M. R. Wegewijs, C. Romeike, H. Schoeller, and W. Hofstetter. Magneto-transport through single-molecule magnets: Kondo-peaks, zero-bias dips, molecular symmetry and berry's phase. *New. J. of Phys.*, 9:344, 2007.
- [19] Joel E. Moore and Xiao-Gang Wen. Anomalous magnetic splitting of the kondo resonance. *Phys. Rev. Lett.*, 85:1722, 2000.
- [20] R. M. Konik, H. Saleur, and A. W. W. Ludwig. Transport through quantum dots: analytic results from integrability. *Phys. Rev. Lett.*, 87:236801, 2001.
- [21] B. Dong and X. L. Lei. Kondo-type transport through a quantum dot under magnetic fields.

- Phys. Rev. B*, 63:235306, 2001.
- [22] D. E. Logan and N. L. Dickens. Field-dependent dynamics of the anderson impurity model. *J. Phys. Cond. Mat.*, 13:9713, 2001.
- [23] C. H. Kim and J. Yu. A spin-dependent local moment approach to the anderson impurity model. *J. Phys. Cond. Mat.*, 19:456203, 2007.
- [24] A. A. Aligia. Nonequilibrium magnetotransport through a quantum dot: An interpolative perturbative approach. *Phys. Rev. B*, 74:155125, 2006.
- [25] T. A. Costi. Kondo effect in a magnetic field and the magnetoresistivity of kondo alloys. *Phys. Rev. Lett.*, 85:1504, 2000.
- [26] A. Rosch, T. A. Costi, J. Paaske, and P. Wölfle. Spectral function of the kondo model in high magnetic field. *Phys. Rev. B*, 68:014430, 2003.
- [27] A. C. Hewson, J. Bauer, and W. Koller. Field dependent quasiparticles in a strongly correlated local system. *Phys. Rev. B*, 73:045117, 2006.
- [28] T. Micklitz, T. A. Costi, and A. Rosch. Magnetic field dependence of dephasing rate due to diluted kondo impurities. *Phys. Rev. B*, 75:054406, 2007.
- [29] K. G. Wilson. The renormalization group: Critical phenomena and the kondo problem. *Rev. Mod. Phys.*, 47:773, 1975.
- [30] H. R. Krishna-murthy, J. W. Wilkins, and K. G. Wilson. Renormalization-group approach to the anderson model of dilute magnetic alloys. i. static properties for the symmetric case. *Phys. Rev. B*, 21:1003, 1980.
- [31] Ralf Bulla, Theo Costi, and Thomas Pruschke. The numerical renormalization group method for quantum impurity systems. *Rev. Mod. Phys.*, 80:395, 2008.
- [32] Rok Žitko, Robert Peters, and Thomas Pruschke. Properties of anisotropic magnetic impurities on surfaces. *Phys. Rev. B*, 78:224404, 2008.
- [33] Walter Hofstetter. Generalized numerical renormalization group for dynamical quantities. *Phys. Rev. Lett.*, 85:1508, 2000.
- [34] Rok Žitko and Thomas Pruschke. Energy resolution and discretization artefacts in the numerical renormalization group. *Phys. Rev. B*, 79:085106, 2009.
- [35] W. Koller, A. C. Hewson, and D. Meyer. Singular dynamics of underscreened magnetic impurity models. *Phys. Rev. B*, 72:045117, 2005.
- [36] G. Zaránd, L. Borda, J. von Delft, and N. Andrei. Theory of inelastic scattering from magnetic impurities. *Phys. Rev. Lett.*, 93:107204, 2004.
- [37] László Borda. Kondo screening cloud in a one-dimensional wire: Numerical renormalization group study. *Phys. Rev. B*, 75:041307(R), 2007.
- [38] R. Bulla, M. T. Glossop, D. E. Logan, and T. Pruschke. The soft-gap anderson model: comparison of renormalization group and local moment approaches. *J. Phys. Cond. Mat.*, 12:4899, 2000.
- [39] Nigel L. Dickens and David E. Logan. On the scaling spectrum of the anderson impurity model. *J. Phys.: Condens. Matter*, 13:4505, 2001.
- [40] Matthew T. Glossop and David E. Logan. Single-particle dynamics of the anderson model: a local moment approach. *J. Phys.: Condens. Matter*, 14:6737, 2002.
- [41] A. Posazhennikova and P. Coleman. Anomalous conductance of a spin-1 quantum dot. *Phys. Rev. Lett.*, 94:036802, 2005.
- [42] Rok Žitko and Janez Bonča. Quantum phase transitions in systems of parallel quantum dots. *Phys. Rev. B*, 76:241305(R), 2007.